

January 31, 2023

**VIA HAND DELIVERY & ELECTRONIC MAIL**

Luly E. Massaro, Commission Clerk  
Rhode Island Public Utilities Commission  
89 Jefferson Boulevard  
Warwick, RI 02888

**RE: Docket 2515 – Open Access Customer Data Report  
Fourth Quarter 2022**

Dear Ms. Massaro:

In compliance with Report and Order No. 15382 and Notice of Errata Order No. 15399 in the above-referenced docket, I have enclosed six (6) copies of The Narragansett Electric Company d/b/a Rhode Island Energy's ("Rhode Island Energy" or the "Company") quarterly Open Access Customer Data Report for the fourth quarter of calendar year 2022.

The Company respectfully requests confidential treatment of the supplier names and pricing information contained in the attached report. This information is commercially sensitive and proprietary, and the disclosure of this information could negatively affect the balance of the wholesale markets and the Company's ability to negotiate competitive terms with its wholesale electricity suppliers. Therefore, the Company requests that this letter serve as the Company's request for confidential treatment pursuant to Rule 810-RICR-00-00-1.3(H) of the Public Utilities Commission's (PUC) Rules of Practice and Procedure, and that the PUC afford confidential treatment to the enclosed report. The Company respectfully requests that, pending entry of that finding, the PUC preliminarily grant the Company's request for confidential treatment pursuant to Rule 810-RICR-00-00-1.3(H)(2).

Luly E. Massaro, Commission Clerk  
Docket 2515 – Open Access Customer Data Report  
January 31, 2023  
Page 2 of 2

In compliance with Rule 810-RICR-00-00-1.3(H)(3) and per the PUC’s request, I have enclosed one unredacted copy of the confidential document marked, “**Contains Confidential and Privileged Materials - Do Not Release.**” I have also enclosed a PDF file of the non-confidential data for the electronic filing to facilitate posting of the data on the PUC’s website.

Thank you for your attention to this matter. If you have any questions, please contact me at (401) 709-3337.

Sincerely,



Leticia C. Pimentel

Enclosure

cc: John Bell (w/confidential enclosure)

Redacted Document

**Rhode Island Energy**  
**Rhode Island Energy Quarterly Report**  
**Open Access Customer Data**

October through December 2022

**CONFIDENTIAL Customer Data By Supplier**

**Rhode Island Energy**  
**Rhode Island Energy Quarterly Report**  
**Open Access Customer Data**  
**Quarterly Totals**

**Total Open Access Customers by Billing Month**

**October-22**

<u>Rate Class</u>	<u># of Customers</u>	<u>kWh</u>	<u>Demand</u>
A-16	27,405	11,458,418	0.0
A-60	4,479	1,585,520	0.0
C-06/C-08	10,176	12,065,823	0.0
E-30	0	0	0.0
E-40	0	0	0.0
G-02	3,667	68,828,498	245,202.2
G-32/B-32	826	173,435,120	450,563.1
G-62/B-62	0	0	0.0
R-02	0	0	0.0
T-06/T-08	0	0	0.0
X-01	1	1,812,477	14,217.0
M-1	0	0	0.0
S-10	0	180,089	0.0
S-5T	129	1,506,322	0.0
S-6A	0	0	0.0
S-14	<u>95</u>	<u>726,551</u>	<u>0.0</u>
Total Open Access	46,778	271,598,818	709,982.3

\* As of 2010 Q4, data pertaining to self-generating suppliers and rate class M-1 (Station Power Delivery and Reliability Service Rate) are excluded from the report.

**November-22**

<u>Rate Class</u>	<u># of Customers</u>	<u>kWh</u>	<u>Demand</u>
A-16	28,746	12,060,754	0.0
A-60	4,487	1,555,131	0.0
C-06/C-08	10,433	11,858,784	0.0
E-30	0	0	0.0
E-40	0	0	0.0
G-02	3,722	57,885,800	207,474.2
G-32/B-32	816	154,002,504	402,020.8
G-62/B-62	0	0	0.0
R-02	0	0	0.0
T-06/T-08	0	0	0.0
X-01	1	1,868,983	14,217.0
M-1	0	0	0.0
S-5T	130	1,473,139	0.0
S-10	0	177,959	0.0
S-6A	0	0	0.0
S-14	<u>101</u>	<u>809,842</u>	<u>0.0</u>
Total Open Access	48,436	241,692,896	623,712.0

\* As of 2010 Q4, data pertaining to self-generating suppliers and rate class M-1 (Station Power Delivery and Reliability Service Rate) are excluded from the report.

**December-22**

<u>Rate Class</u>	<u># of Customers</u>	<u>kWh</u>	<u>Demand</u>
A-16	26,602	12,832,995	0.0
A-60	4,237	1,705,447	0.0
C-06/C-08	9,863	9,076,463	0.0
E-30	0	0	0.0
E-40	0	0	0.0
G-02	3,466	58,088,768	199,244.9
G-32/B-32	813	170,764,086	432,262.5
G-62/B-62	0	0	0.0
R-02	0	0	0.0
T-06/T-08	0	0	0.0
X-01	1	2,156,486	15,792.0
M-1	0	0	0.0
S-5T	132	(32,741)	0
S-10	0	197,780	0.0
S-6A	0	0	0.0
S-14	<u>95</u>	<u>791,231</u>	<u>0.0</u>
Total Open Access	45,209	255,580,515	647,299.4

\* As of 2010 Q4, data pertaining to self-generating suppliers and rate class M-1 (Station Power Delivery and Reliability Service Rate) are excluded from the report.

Rhode Island Energy  
State of Rhode Island Quarterly Report  
Monthly Historical Data by Type of Generation Service

	Competitive Supply(1)		Last Resort Service		Standard Offer		Total	
	Number of Customers	kWWhs	Number of Customers (2)	kWWhs	Number of Customers	kWWhs	Number of Customers	kWWhs
<b>1998</b>								
January	3	2,087,159	-	-	328,183	457,823,555	328,186	459,910,714
February	-	-	-	-	334,630	421,530,271	334,630	421,530,271
March	-	-	-	-	334,674	394,236,554	334,674	394,236,554
April	-	-	-	-	334,803	373,875,558	334,803	373,875,558
May	97	165,494	-	-	332,815	367,581,424	332,912	367,746,918
June	9	471,857	-	-	334,639	392,776,837	334,648	393,248,694
July	11	315,834	-	-	332,850	420,732,326	332,861	421,048,160
August	28	379,606	-	-	333,026	470,954,510	333,054	471,334,116
September	41	497,083	-	-	333,473	449,030,687	333,514	449,527,770
October	253	555,272	-	-	333,892	409,835,159	334,145	410,390,431
November	361	673,116	-	-	334,274	389,098,437	334,635	389,771,553
December	504	739,069	-	-	334,692	431,365,421	335,196	432,104,490
Annual Total		5,884,490		-		4,978,840,739		4,984,725,229
<b>1999</b>								
January	1,230	8,312,007	6	-	334,301	473,199,436	335,537	481,511,443
February	1,661	35,393,925	15	143	334,153	376,763,002	335,829	412,157,070
March	1,666	36,458,605	40	8,620	334,323	378,776,165	336,029	415,243,390
April	1,621	39,140,223	72	18,919	334,375	340,948,488	336,068	380,107,630
May	1,634	38,283,260	112	33,558	334,417	328,148,241	336,163	366,465,059
June	1,600	41,768,923	155	53,068	334,220	362,463,305	335,975	404,285,296
July	1,558	40,674,806	182	198,537	334,300	442,363,458	336,040	483,236,801
August	1,540	42,259,672	203	253,887	334,511	457,044,820	336,254	499,558,379
September	1,569	50,356,985	225	289,736	334,988	417,540,495	336,782	468,187,216
October	1,542	42,639,377	238	265,776	335,593	368,768,692	337,373	411,673,845
November	1,415	46,976,932	349	241,032	336,190	345,284,869	337,954	392,502,833
December	1,028	47,581,922	727	370,364	336,736	409,266,612	338,491	457,218,898
Annual Total		469,846,637		1,733,640		4,700,567,583		5,172,147,860
Cumulative Total		475,731,127		1,733,640		9,679,408,322		10,156,873,089
<b>2000</b>								
January	998	30,236,044	752	2,822,979	337,120	400,745,146	338,870	433,804,169
February	632	29,517,224	1,112	32,620,925	337,404	419,877,249	339,148	482,015,398
March	192	12,555,486	1,560	27,154,126	337,521	380,612,179	339,273	420,321,791
April	143	3,602,928	1,586	39,090,524	337,580	350,948,764	339,309	393,642,216
May(3)	165	5,385,977	1,916	43,772,351	460,314	467,320,521	462,395	516,478,849
June	161	9,225,985	1,908	52,415,458	460,030	523,584,661	462,099	585,226,104
July	161	7,313,399	1,897	47,678,237	460,225	587,445,791	462,283	642,437,427
August	161	7,380,100	1,891	47,613,352	460,528	567,229,640	462,580	622,223,092
September	160	8,172,015	1,880	54,874,732	460,674	587,453,420	462,714	650,500,167
October	157	8,180,047	1,879	50,824,229	461,211	531,473,452	463,247	590,477,728
November	157	7,796,079	1,867	49,320,391	461,883	504,918,313	463,907	562,034,783
December	157	8,377,456	1,860	48,246,714	462,496	570,757,414	464,513	627,381,584
Annual Total		137,742,740		496,434,018		5,892,366,550		6,526,543,308
Cumulative Total		613,473,867		498,167,658		15,571,774,872		16,683,416,397

- (1) Note: includes data pertaining to self-generating suppliers and rate class M-1 (Station Power Delivery and Reliability Service Rate).
- (2) Customer count reflects number of individual billing accounts. A customer may have more than one billing account.
- (3) Beginning in May 2000, amounts reflect Blackstone Valley Electric Company and Newport Electric Corporation resulting from the merger of both companies into Narragansett Electric Company.

Rhode Island Energy  
State of Rhode Island Quarterly Report  
Monthly Historical Data by Type of Generation Service

	Competitive Supply(1)		Last Resort Service		Standard Offer		Total	
	Number of Customers	kWhs	Number of Customers (2)	kWhs	Number of Customers	kWhs	Number of Customers	kWhs
<b>2001</b>								
January	157	7,714,377	1,858	54,550,924	462,948	638,061,153	464,963	700,326,454
February	157	9,183,839	1,786	38,788,838	461,397	542,297,794	463,340	590,270,471
March	161	25,895,000	1,777	32,636,431	461,487	535,210,784	463,425	593,742,215
April	162	25,778,067	1,767	16,815,448	461,471	511,725,055	463,400	554,318,570
May	163	26,594,951	1,758	31,725,263	461,327	486,649,581	463,248	544,969,795
June	163	27,007,928	1,754	31,815,172	461,454	521,562,705	463,371	580,385,805
July	517	29,424,608	1,392	26,078,520	461,452	612,780,688	463,361	668,283,816
August	1,137	41,872,889	814	12,952,714	461,394	601,251,077	463,345	656,076,680
September	2,282	51,218,926	750	4,814,323	460,427	625,379,444	463,459	681,412,693
October	2,614	58,017,710	729	3,650,134	460,526	537,481,963	463,869	599,149,807
November	2,666	77,719,067	714	5,118,749	461,096	494,884,558	464,476	577,722,374
December	2,705	76,233,932	713	3,563,500	461,861	514,641,231	465,279	594,438,663
Annual Total		456,661,294		262,510,016		6,621,926,033		7,341,097,343
Cumulative Total		1,070,135,161		760,677,674		22,193,700,905		24,024,513,740
<b>2002</b>								
January	2,727	67,307,128	709	3,685,749	462,022	587,384,691	465,458	658,377,568
February	2,737	95,638,137	703	(1,722,361)	462,326	534,241,614	465,766	628,157,390
March	2,743	65,892,626	702	2,337,165	462,702	499,965,217	466,147	568,195,008
April	2,740	76,568,291	696	2,175,258	463,009	488,880,000	466,445	567,623,549
May	2,734	74,295,679	696	1,995,888	463,673	465,488,789	467,103	541,780,356
June	2,700	73,040,902	685	1,490,240	462,269	490,840,915	465,654	565,372,057
July	2,739	64,066,370	681	2,873,242	463,169	593,533,628	466,589	660,473,240
August	2,751	93,735,903	670	1,746,529	463,338	626,460,420	466,759	721,942,852
September	2,755	78,505,326	649	1,355,281	463,297	597,790,094	466,701	677,650,701
October	2,747	82,499,928	648	1,325,624	463,534	541,505,038	466,929	625,330,590
November	2,741	85,803,391	650	4,213,951	464,190	528,306,272	467,581	618,323,614
December	2,132	82,161,123	1,257	4,537,244	464,626	595,688,698	468,015	682,387,065
Annual Total		939,514,804		26,013,810		6,550,085,376		7,515,613,990
Cumulative Total		2,009,649,965		786,691,484		28,743,786,281		31,540,127,730
<b>2003</b>								
January	1,985	62,368,061	1,408	19,572,407	465,147	612,526,727	468,540	694,467,195
February	2,000	46,931,010	1,389	20,781,267	466,140	573,405,929	469,529	641,118,206
March	1,970	66,770,592	1,418	20,729,272	466,433	552,286,014	469,821	639,785,878
April	1,963	44,413,222	1,419	27,527,952	466,436	501,542,688	469,818	573,483,862
May	1,957	46,216,482	1,420	34,073,116	466,519	482,992,185	469,896	563,281,783
June	2,065	48,001,135	1,315	33,858,523	466,110	490,926,565	469,490	572,786,223
July	2,083	48,554,843	1,293	30,735,106	466,407	607,540,196	469,783	686,830,145
August	2,116	54,875,855	1,260	32,401,343	466,575	660,102,236	469,951	747,379,434
September	2,145	44,741,622	1,236	19,977,578	466,795	633,003,428	470,176	697,722,628
October	2,288	72,703,628	1,139	13,539,820	466,964	523,233,581	470,391	609,477,029
November	2,312	75,582,865	1,113	11,884,656	467,487	511,246,998	470,912	598,714,519
December	2,235	76,349,747	1,188	11,943,960	468,361	580,751,039	471,784	669,044,746
Annual Total		687,509,062		277,025,000		6,729,557,586		7,694,091,648
Cumulative Total		2,697,159,027		1,063,716,484		35,473,343,867		39,234,219,378

(1) Note: includes data pertaining to self-generating suppliers and rate class M-1 (Station Power Delivery and Reliability Service Rate).  
(2) Customer count reflects number of individual billing accounts. A customer may have more than one billing account.

Rhode Island Energy  
State of Rhode Island Quarterly Report  
Monthly Historical Data by Type of Generation Service

	Competitive Supply(1)		Last Resort Service		Standard Offer		Total	
	Number of Customers	kWhs	Number of Customers (2)	kWhs	Number of Customers	kWhs	Number of Customers	kWhs
<b>2004</b>								
January	2,234	75,370,719	1,198	16,515,917	468,782	617,638,437	472,214	709,525,073
February	2,253	68,181,992	1,184	15,704,065	469,240	576,720,905	472,677	660,606,962
March	2,267	67,668,979	1,176	18,048,829	469,196	548,542,881	472,639	634,260,689
April	2,268	66,064,562	1,166	13,523,228	469,254	516,025,134	472,688	595,612,924
May	1,348	66,003,180	2,086	12,753,849	469,069	487,351,484	472,503	566,108,513
June	1,643	65,068,901	1,878	23,879,239	468,548	535,854,816	472,069	624,802,956
July	2,135	60,693,032	1,465	24,914,503	468,108	593,955,479	471,708	679,563,014
August	2,397	64,836,819	1,255	20,329,055	468,205	622,178,035	471,857	707,343,909
September	2,875	75,114,881	857	17,043,730	468,585	640,177,127	472,317	732,335,738
October	2,949	77,471,277	793	11,815,010	469,189	545,445,628	472,931	634,731,915
November	2,952	74,184,687	774	15,430,585	469,789	512,452,523	473,515	602,067,795
December	2,804	78,540,017	913	12,296,038	470,577	584,484,383	474,294	675,320,438
Annual Total		839,199,046		202,254,048		6,780,826,832		7,822,279,926
Cumulative Total		3,536,358,073		1,265,970,532		42,254,170,699		47,056,499,304
<b>2005</b>								
January	2,809	67,223,969	945	17,428,917	471,581	589,044,964	475,335	673,697,850
February	2,838	69,295,034	933	16,483,915	472,317	560,253,357	476,088	646,032,306
March	2,826	79,324,287	932	12,791,354	472,619	567,098,041	476,377	659,213,682
April	2,876	77,541,293	899	9,827,653	472,550	512,423,662	476,325	599,792,608
May	2,839	74,192,269	930	9,908,437	472,439	477,083,497	476,208	561,184,203
June	2,865	76,041,724	909	12,072,216	472,470	525,213,042	476,244	613,326,982
July	2,882	77,004,733	894	14,313,023	472,553	629,492,615	476,329	720,810,371
August	2,898	80,636,902	899	13,985,829	473,547	689,545,140	477,344	784,167,871
September	2,910	82,855,196	891	14,563,311	472,811	677,739,427	476,612	775,157,934
October	2,868	78,123,329	930	13,920,763	473,057	558,533,611	476,855	650,577,703
November	2,799	67,274,966	994	17,146,353	473,295	513,004,576	477,088	597,425,895
December	2,793	61,906,908	998	39,968,587	474,191	602,072,305	477,982	703,947,800
Annual Total		891,420,610		192,410,358		6,901,504,237		7,985,335,205
Cumulative Total		4,427,778,683		1,458,380,890		49,155,674,936		55,041,834,509
<b>2006</b>								
January	2,849	45,336,021	964	41,988,660	474,857	599,805,461	478,670	687,130,142
February	2,904	43,280,460	923	38,983,999	475,207	517,601,487	479,034	599,865,946
March	2,948	66,544,706	875	29,776,175	475,542	574,027,353	479,365	670,348,234
April	3,065	73,777,336	824	15,797,686	475,389	494,092,624	479,278	583,667,646
May	3,249	75,786,163	811	12,185,406	474,998	458,149,747	479,058	546,121,316
June	3,335	95,709,690	788	12,065,833	474,260	501,159,091	478,383	608,934,614
July	3,370	93,656,141	786	12,866,806	473,941	614,930,939	478,097	721,453,886
August	3,371	104,855,263	784	14,238,415	473,809	675,728,561	477,964	794,822,239
September	3,350	98,580,859	775	12,803,541	468,255	575,594,441	472,380	686,978,841
October	3,374	100,512,312	775	11,840,472	474,636	484,046,114	478,785	596,398,898
November	3,385	91,401,700	762	12,089,817	475,270	471,299,560	479,417	574,791,077
December	3,396	102,237,167	775	13,179,330	475,980	546,399,668	480,151	661,816,165
Annual Total		991,677,818		227,816,140		6,512,835,046		7,732,329,004
Cumulative Total		5,419,456,501		1,686,197,030		55,668,509,982		62,774,163,513

(1) Note: includes data pertaining to self-generating suppliers and rate class M-1 (Station Power Delivery and Reliability Service Rate).  
(2) Customer count reflects number of individual billing accounts. A customer may have more than one billing account.

Rhode Island Energy  
State of Rhode Island Quarterly Report  
Monthly Historical Data by Type of Generation Service

	Competitive Supply(1)		Last Resort Service		Standard Offer		Total	
	Number of Customers	kWhs	Number of Customers (2)	kWhs	Number of Customers	kWhs	Number of Customers	kWhs
<b>2007</b>								
January	3,381	100,320,608	785	14,316,695	476,532	584,220,746	480,698	698,858,049
February	3,352	93,505,465	780	13,842,944	476,884	528,332,828	481,016	635,681,237
March	3,394	95,146,878	769	13,118,250	478,043	542,612,660	482,206	650,877,788
April	3,407	93,392,750	769	12,691,055	478,132	485,100,740	482,308	591,184,545
May	3,394	92,489,444	767	11,941,866	477,799	470,689,877	481,960	575,121,187
June	3,390	96,658,477	764	13,818,744	477,181	517,823,660	481,335	628,300,881
July	3,347	90,905,766	800	15,751,253	476,562	573,566,967	480,709	680,223,986
August	3,317	97,342,301	821	16,784,287	476,246	646,041,995	480,384	760,168,583
September	3,262	99,920,162	869	23,474,030	475,953	601,335,853	480,084	724,730,045
October	3,227	89,392,691	902	25,292,980	475,521	527,217,522	479,650	641,903,193
November	3,233	93,368,817	885	18,396,466	475,758	496,768,042	479,876	608,533,325
December	3,206	99,151,139	905	15,873,971	476,828	569,047,235	480,939	684,072,345
Annual Total		1,141,594,498		195,302,541		6,542,758,125		7,879,655,164
Cumulative Total		6,561,050,999		1,881,499,571		62,211,268,107		70,653,818,677
<b>2008</b>								
January	3,344	108,141,204	878	14,785,735	464,171	583,797,693	468,393	706,724,632
February	3,126	83,211,462	1,002	12,485,838	481,438	551,015,683	485,566	646,712,983
March	3,124	85,854,831	1,114	14,261,888	480,990	493,807,205	485,228	593,923,724
April	3,050	98,390,514	1,094	13,447,489	467,089	537,942,272	471,233	649,780,275
May	3,146	85,020,323	1,117	13,254,552	481,255	438,045,311	485,518	536,320,186
June	2,993	92,668,526	1,246	13,674,446	482,919	497,867,816	487,158	604,210,788
July	2,900	82,700,911	1,317	23,776,004	481,892	602,969,314	486,109	709,446,229
August	2,904	88,545,478	1,360	25,535,044	480,751	675,999,001	485,015	790,079,523
September	2,832	80,093,164	1,390	45,715,424	480,609	620,757,392	484,831	746,565,980
October	2,929	78,703,398	1,375	34,015,253	479,937	542,891,558	484,241	655,610,209
November	3,158	97,597,862	1,297	17,151,781	482,276	370,332,375	486,731	485,082,018
December	3,320	102,717,045	1,225	14,524,719	466,540	491,884,691	471,085	609,126,455
Annual Total		1,083,644,718		242,627,973		6,407,310,311		7,733,583,002
Cumulative Total		7,644,695,717		2,124,127,544		68,618,578,418		78,387,401,679
<b>2009</b>								
January	3,892	136,296,995	1,308	18,668,830	480,143	601,929,535	485,343	756,895,360
February	4,158	130,970,759	1,365	15,766,471	481,270	492,637,196	486,793	639,374,426
March	4,296	127,647,032	1,328	14,983,324	481,813	506,692,151	487,437	649,322,507
April	4,715	110,002,581	1,136	11,347,988	480,883	427,557,447	486,734	548,908,016
May	4,896	181,693,652	1,122	10,211,001	481,717	398,835,040	487,735	590,739,693
June	6,677	149,917,663	1,147	12,751,649	470,872	397,408,789	478,696	560,078,101
July	7,197	165,163,524	1,150	12,206,418	478,642	466,483,138	486,989	643,853,080
August	7,350	171,970,596	1,119	11,596,095	464,574	499,941,344	473,043	683,508,035
September	7,814	192,013,763	1,127	13,332,173	477,768	515,860,996	486,709	721,206,932
October	7,892	188,918,581	1,110	12,628,030	472,307	388,276,001	481,309	589,822,612
November	8,120	169,300,085	1,180	15,606,567	477,232	373,668,110	486,532	558,574,762
December	8,227	180,551,718	1,210	19,687,045	471,515	419,967,545	480,952	620,206,308
Annual Total		1,904,446,949		168,785,591		5,489,257,292		7,562,489,832
Cumulative Total		9,549,142,666		2,292,913,135		74,107,835,710		85,949,891,511

(1) Note: includes data pertaining to self-generating suppliers and rate class M-1 (Station Power Delivery and Reliability Service Rate).

(2) Customer count reflects number of individual billing accounts. A customer may have more than one billing account.



Rhode Island Energy  
State of Rhode Island Quarterly Report  
Monthly Historical Data by Type of Generation Service

	Competitive Supply(1)		Last Resort Service		Standard Offer		Total	
	Number of Customers	kWhs	Number of Customers (2)	kWhs	Number of Customers	kWhs	Number of Customers	kWhs
<b>2010</b>								
January	8,480	198,442,359	1,293	17,394,008	477,210	487,989,217	486,983	703,825,584
February	8,469	186,168,735	-	-	478,567	448,106,128	487,036	634,274,863
March	8,637	182,485,680	-	-	479,746	434,120,936	488,383	616,606,616
April	8,568	185,620,128	-	-	466,899	398,625,595	475,467	584,245,723
May	8,921	181,641,905	-	-	479,233	366,657,832	488,154	548,299,737
June	9,098	197,248,748	-	-	466,876	398,479,560	475,974	595,728,308
July	9,340	226,291,831	-	-	477,739	569,034,194	487,079	795,326,025
August	9,559	232,063,525	-	-	465,228	547,011,793	474,787	779,075,318
September	9,647	229,129,561	-	-	472,653	491,111,742	482,300	720,241,303
October	9,803	201,835,705	-	-	477,917	393,074,189	487,720	594,909,894
November	10,347	195,176,518	-	-	477,190	371,198,240	487,537	566,374,758
December	10,585	199,539,572	-	-	456,476	413,439,719	467,061	612,979,291
Annual Total		2,415,644,267		17,394,008		5,318,849,145		7,751,887,420
Cumulative Total		11,964,786,933		2,310,307,143		79,426,684,855		93,701,778,931
<b>2011</b>								
January	11,411	209,498,691	-	-	477,672	474,549,962	489,083	684,048,653
February	11,530	205,743,158	-	-	477,598	446,655,742	489,128	652,398,900
March	11,555	209,613,436	-	-	459,054	410,024,333	470,609	619,637,769
April	11,973	194,916,005	-	-	477,013	385,766,051	488,986	580,682,056
May	12,321	205,045,302	-	-	476,935	359,541,000	489,256	564,586,302
June	12,386	212,278,055	-	-	477,369	392,571,655	489,755	604,849,710
July	12,332	225,761,849	-	-	476,659	499,558,993	488,991	725,320,842
August	11,919	229,213,299	-	-	463,787	560,151,935	475,706	789,365,234
September	12,093	211,764,929	-	-	476,660	484,410,229	488,753	696,175,158
October	12,159	200,350,781	-	-	477,760	408,735,333	489,919	609,086,114
November	12,312	190,923,444	-	-	476,005	395,092,822	488,317	586,016,266
December	12,447	194,531,608	-	-	463,762	400,834,425	476,209	595,366,033
Annual Total		2,489,640,557		-		5,217,892,480		7,707,533,037
Cumulative Total		14,454,427,490		2,310,307,143		84,644,577,335		101,409,311,968
<b>2012</b>								
January	13,196	210,462,477	-	-	469,640	438,224,877	482,836	648,687,354
February	13,726	192,248,651	-	-	476,365	422,414,348	490,091	614,662,999
March	14,032	208,119,333	-	-	476,200	409,350,650	490,232	617,469,983
April	14,348	204,601,260	-	-	476,705	384,517,415	491,053	589,118,675
May	14,491	204,335,459	-	-	463,515	338,423,872	478,006	542,759,331
June	15,745	221,583,516	-	-	475,521	387,492,022	491,266	609,075,538
July	16,246	241,849,578	-	-	474,139	478,013,973	490,385	719,863,551
August	16,411	268,464,277	-	-	473,084	542,723,659	489,495	811,187,936
September	16,665	262,937,856	-	-	473,569	480,800,278	490,234	743,738,134
October	16,979	221,629,218	-	-	472,020	350,040,786	488,999	571,670,004
November	17,588	219,283,215	-	-	472,348	342,884,563	489,936	562,167,778
December	17,849	220,726,140	-	-	471,896	399,053,454	489,745	619,779,594
Annual Total		2,676,240,980		-		4,973,939,897		7,650,180,877
Cumulative Total		17,130,668,470		2,310,307,143		89,618,517,232		109,059,492,845

(1) Note: includes data pertaining to self-generating suppliers and rate class M-1 (Station Power Delivery and Reliability Service Rate).

(2) Customer count reflects number of individual billing accounts. A customer may have more than one billing account.

Rhode Island Energy  
State of Rhode Island Quarterly Report  
Monthly Historical Data by Type of Generation Service

	Competitive Supply(1)		Last Resort Service		Standard Offer		Total	
	Number of Customers	kWhs	Number of Customers (2)	kWhs	Number of Customers	kWhs	Number of Customers	kWhs
<b>2013</b>								
January	17,122	226,046,347	-	-	473,273	438,177,751	490,395	664,224,098
February	18,329	235,322,689	-	-	472,980	439,296,297	491,309	674,618,986
March	20,716	214,220,485	-	-	471,485	395,239,561	492,201	609,460,046
April	20,650	214,233,076	-	-	471,825	385,510,295	492,475	599,743,371
May	20,727	216,687,455	-	-	472,161	357,405,758	492,888	574,093,213
June	20,313	219,423,931	-	-	472,896	382,023,923	493,209	601,447,854
July	19,961	242,251,346	-	-	472,437	526,335,787	492,398	768,587,133
August	19,744	252,054,812	-	-	471,818	554,814,957	491,562	806,869,769
September	19,829	230,937,824	-	-	473,215	452,640,581	493,044	683,578,405
October	19,940	203,473,145	-	-	471,646	366,582,492	491,586	570,055,637
November	18,553	196,943,744	-	-	473,657	362,688,326	492,210	559,632,070
December	18,070	207,139,031	-	-	473,109	432,520,327	491,179	639,659,358
Annual Total		2,658,733,885		-		5,093,236,055		7,751,969,940
Cumulative Total		19,789,402,355		2,310,307,143		94,711,753,287		116,811,462,785
<b>2014</b>								
January	19,415	209,090,310	-	-	471,930	503,791,459	491,345	712,881,769
February	20,547	206,824,643	-	-	470,579	460,523,721	491,126	667,348,364
March	25,074	201,734,821	-	-	468,465	436,489,186	493,539	638,224,007
April	31,881	202,042,392	-	-	460,895	392,662,181	492,776	594,704,573
May	34,798	215,302,016	-	-	458,890	371,895,707	493,688	587,197,723
June	35,946	206,257,886	-	-	457,462	357,083,210	493,408	563,341,096
July	35,872	228,142,511	-	-	457,173	444,844,136	493,045	672,986,647
August	35,818	165,388,248	-	-	455,782	487,618,199	491,600	653,006,447
September	37,543	246,112,782	-	-	455,778	446,066,710	493,321	692,179,492
October	36,692	262,247,336	-	-	456,524	368,246,325	493,216	630,493,661
November	35,857	208,327,985	-	-	455,648	366,102,433	491,505	574,430,418
December	35,407	207,451,106	-	-	456,933	419,640,132	492,340	627,091,238
Annual Total		2,558,922,036		-		5,054,963,399		7,613,885,435
Cumulative Total		22,348,324,391		2,310,307,143		99,766,716,686		124,425,348,220
<b>2015</b>								
January	34,814	212,536,951	-	-	457,257	442,969,964	492,071	655,506,915
February	36,534	234,828,872	-	-	457,546	444,146,015	494,080	678,974,887
March	37,410	237,248,974	-	-	456,863	400,285,031	494,273	637,534,005
April	41,483	239,013,065	-	-	453,489	354,933,622	494,972	593,946,687
May	44,752	231,509,521	-	-	451,011	302,584,321	495,763	534,093,842
June	46,557	256,098,228	-	-	448,858	333,113,561	495,415	589,211,789
July	46,607	267,596,105	-	-	446,314	390,729,473	492,921	658,325,578
August	46,950	301,546,738	-	-	446,004	453,023,704	492,954	754,570,442
September	49,646	305,263,631	-	-	444,764	452,765,153	494,410	758,028,784
October	50,043	265,720,360	-	-	425,976	331,871,388	476,019	597,591,748
November	53,982	246,209,001	-	-	442,735	283,870,575	496,717	530,079,576
December	54,437	277,293,132	-	-	441,041	347,036,426	495,478	624,329,558
Annual Total		3,074,864,578		-		4,537,329,233		7,612,193,811
Cumulative Total		25,423,188,969		2,310,307,143		104,304,045,919		132,037,542,031

(1) Note: includes data pertaining to self-generating suppliers and rate class M-1 (Station Power Delivery and Reliability Service Rate).  
(2) Customer count reflects number of individual billing accounts. A customer may have more than one billing account.

Rhode Island Energy  
State of Rhode Island Quarterly Report  
Monthly Historical Data by Type of Generation Service

	Competitive Supply(1)		Last Resort Service		Standard Offer		Total Number of Customers	kWhs
	Number of Customers	kWhs	Number of Customers (2)	kWhs	Number of Customers	kWhs		
<b>2016</b>								
January	54,832	277,939,298	-	-	439,360	349,969,616	494,192	627,908,914
February	55,139	278,277,331	-	-	439,882	332,343,084	495,021	610,620,415
March	56,021	278,282,204	-	-	441,355	329,618,333	497,376	607,900,537
April	56,565	268,478,930	-	-	438,547	302,767,402	495,112	571,246,332
May	57,146	246,208,828	-	-	428,956	260,700,876	486,102	506,909,704
June	60,682	296,513,986	-	-	434,241	314,897,499	494,923	611,411,485
July	63,582	315,292,472	-	-	429,295	376,534,933	492,877	691,827,405
August	65,731	342,250,656	-	-	428,747	444,089,629	494,478	786,340,285
September	67,578	341,604,733	-	-	426,060	401,332,611	493,638	742,937,344
October	68,212	288,008,704	-	-	427,173	296,233,162	495,385	584,241,866
November	69,299	270,875,421	-	-	428,299	268,280,758	497,598	539,156,179
December	66,573	284,427,205	-	-	408,619	298,895,271	475,192	583,322,476
Annual Total		3,488,159,768		-		3,975,663,174		7,463,822,942
Cumulative Total		20,618,828,238		2,310,307,143		93,594,180,406		116,523,315,787
<b>2017</b>								
January	70,298	300,263,332	-	-	423,252	339,129,068	493,550	639,392,400
February	70,790	282,774,029	-	-	426,794	316,717,782	497,584	599,491,811
March	67,883	284,822,698	-	-	409,429	300,248,317	477,312	585,071,015
April	70,526	283,450,829	-	-	416,203	296,888,626	486,729	580,339,455
May	72,486	257,062,715	-	-	423,025	262,064,187	495,511	519,126,902
June	72,840	289,200,418	-	-	428,119	297,204,228	500,959	586,404,646
July	72,143	319,875,253	-	-	427,969	384,163,936	500,112	704,039,189
August	70,382	319,605,838	-	-	429,607	391,394,073	499,989	710,999,911
September	68,278	299,881,920	-	-	427,587	344,597,675	495,865	644,479,595
October	64,751	288,708,021	-	-	411,412	294,985,235	476,163	583,693,256
November	68,701	275,904,338	-	-	432,368	289,876,854	501,069	565,781,192
December	64,907	269,328,442	-	-	410,204	299,990,755	475,111	569,319,197
Annual Total		3,470,877,833		-		3,817,260,736		7,288,138,569
Cumulative Total		24,089,706,071		2,310,307,143		97,411,441,142		123,811,454,356
<b>2018</b>								
January	66,240	310,557,725	-	-	434,993	387,759,006	501,233	698,316,731
February	64,942	266,189,892	-	-	436,664	330,151,008	501,606	596,340,900
March	62,985	272,732,823	-	-	417,693	300,195,667	480,678	572,928,490
April	67,114	273,763,381	-	-	435,360	292,238,124	502,474	566,001,505
May	66,532	267,257,082	-	-	437,313	285,346,557	503,845	552,603,639
June	62,493	278,003,424	-	-	414,531	291,822,624	477,024	569,826,048
July	65,942	302,076,278	-	-	437,761	401,069,686	503,703	703,145,964
August	65,671	325,735,747	-	-	433,958	438,379,729	499,629	764,115,476
September	65,792	328,263,421	-	-	438,390	443,963,981	504,182	772,227,402
October	64,383	275,770,166	-	-	432,336	304,999,358	496,719	580,769,524
November	65,799	252,056,241	-	-	437,891	285,550,789	503,690	537,607,030
December	63,660	274,972,334	-	-	426,054	330,679,101	489,714	605,651,435
Annual Total		3,427,378,514		-		4,092,155,630		7,519,534,144
Cumulative Total		27,517,084,585		2,310,307,143		101,503,596,772		131,330,988,500

(1) Note: includes data pertaining to self-generating suppliers and rate class M-1 (Station Power Delivery and Reliability Service Rate).  
(2) Customer count reflects number of individual billing accounts. A customer may have more than one billing account.

Monthly Historical Data by Type of Generation Service

	Competitive Supply(1)		Standard Offer		Total Number of Customers	kWhs
	Number of Customers	kWhs	Number of Customers	kWhs		
<b>2019</b>						
January	62,983	278,507,148	434,732	359,135,556	497,715	637,642,704
February	64,355	258,958,790	438,654	340,325,913	503,009	599,284,703
March	63,804	272,229,357	440,210	318,711,868	504,014	590,941,225
April	63,217	260,838,123	424,795	290,059,279	488,012	550,897,402
May	64,150	263,707,923	434,989	268,037,974	499,139	531,745,897
June	64,851	260,074,738	440,713	286,604,710	505,564	546,679,448
July	63,174	298,559,347	431,226	381,533,878	494,400	680,093,225
August	64,338	334,649,983	441,137	469,910,739	505,475	804,560,722
September	63,511	295,402,767	438,374	368,749,009	501,885	664,151,776
October	63,179	254,038,540	443,456	277,981,553	506,635	532,020,093
November	62,154	257,076,344	440,917	259,511,389	503,071	516,587,733
December	58,014	265,054,424	421,452	316,602,474	479,466	581,656,898
Annual Total		3,299,097,484		3,937,164,342		7,236,261,826
Cumulative Total		20,429,765,954		93,555,681,574		116,295,754,671
<b>2020</b>						
January	60,978	182,884,975	446,646	367,527,715	507,624	550,412,690
February	59,659	287,846,857	432,174	297,992,117	491,833	585,838,974
March	59,398	279,604,477	433,192	296,667,317	492,590	576,271,794
April	60,072	265,032,234	435,580	294,484,735	495,652	559,516,969
May	61,223	250,536,622	446,227	280,404,289	507,450	530,940,911
June	60,198	253,619,355	442,770	295,389,321	502,968	549,008,676
July	57,478	289,237,083	427,895	289,237,083	485,373	578,474,166
August	59,830	315,218,753	447,723	315,218,753	507,553	630,437,506
September	56,650	276,300,472	422,254	361,147,828	478,904	637,448,300
October	58,328	258,657,702	441,826	297,158,165	500,154	555,815,867
November	58,554	236,104,477	442,683	277,077,602	501,237	513,182,079
December	56,665	263,073,634	428,082	317,249,967	484,747	580,323,601
Annual Total		3,158,116,641		3,689,554,892		6,847,671,533
Cumulative Total		23,587,882,595		97,245,236,466		123,143,426,204
<b>2021</b>						
January	58,744	273,289,248	442,771	361,006,888	501,515	634,296,136
February	59,304	272,349,056	448,885	348,416,477	508,189	620,765,533
March	56,457	269,297,626	437,966	326,544,745	494,423	595,842,371
April	57,498	253,745,583	444,314	293,323,729	501,812	547,069,312
May	58,127	232,436,033	450,270	262,970,561	508,397	495,406,594
June	58,420	273,939,982	451,118	327,309,264	509,538	601,249,246
July	55,882	308,955,806	430,500	387,125,372	486,382	696,081,178
August	56,588	306,515,911	451,519	430,323,567	508,107	736,839,478
September	53,097	303,251,417	433,348	417,483,902	486,445	720,735,319
October	54,649	264,046,388	453,590	309,455,105	508,239	573,501,493
November	53,139	245,063,538	448,268	262,165,158	501,407	507,228,696
December	50,994	261,498,263	446,345	319,708,498	497,339	581,206,761
Annual Total		3,264,388,851		4,045,833,266		7,310,222,117
Cumulative Total		26,852,271,446		101,291,069,732		130,453,648,321

(1) Note: includes data pertaining to self-generating suppliers and rate class M-1 (Station Power Delivery and Reliability Service Rate).  
(2) Customer count reflects number of individual billing accounts. A customer may have more than one billing account.

Rhode Island Energy  
State of Rhode Island Quarterly Report  
Monthly Historical Data by Type of Generation Service

	Competitive Supply(1)		Standard Offer		Total	
	Number of Customers	kWhs	Number of Customers	kWhs	Number of Customers	kWhs
<b>2022</b>						
January	50,549	267,961,188	456,261	350,763,963	506,810	618,725,151
February	49,142	269,154,738	459,594	366,957,733	508,736	636,112,471
March	47,825	269,682,164	453,414	325,465,855	501,239	595,148,019
April	48,793	254,911,053	460,775	307,547,624	509,568	562,458,677
May	50,147	242,242,655	460,036	284,213,082	510,183	526,455,737
June	47,942	255,647,688	443,510	300,225,496	491,452	555,873,184
July	48,451	269,561,565	459,647	405,733,360	508,098	675,294,925
August	47,818	319,520,865	456,398	489,963,253	504,216	809,484,118
September	47,707	303,523,666	460,434	428,088,222	508,141	731,611,888
October	46,655	270,854,247	449,742	299,897,080	496,397	570,751,327
November	48,310	240,923,138	461,537	286,864,900	509,847	527,788,038
December	45,079	255,900,906	434,888	302,063,629	479,967	557,964,535
Annual Total		3,219,883,873		4,147,784,197		7,367,668,070
Cumulative Total		28,643,072,842		108,451,830,116		139,405,210,101
<b>2023</b>						
January		-		-		-
February		-		-		-
March		-		-		-
April		-		-		-
May		-		-		-
June		-		-		-
July		-		-		-
August		-		-		-
September		-		-		-
October		-		-		-
November		-		-		-
December		-		-		-
Annual Total		-		-		-
Cumulative Total		28,643,072,842		108,451,830,116		139,405,210,101
<b>2024</b>						
January		-		-		-
February		-		-		-
March		-		-		-
April		-		-		-
May		-		-		-
June		-		-		-
July		-		-		-
August		-		-		-
September		-		-		-
October		-		-		-
November		-		-		-
December		-		-		-
Annual Total		-		-		-
Cumulative Total		28,643,072,842		108,451,830,116		139,405,210,101

(1) Note: includes data pertaining to self-generating suppliers and rate class M-1 (Station Power Delivery and Reliability)  
(2) Customer count reflects number of individual billing accounts. A customer may have more than one billing account.

CONFIDENTIAL INFORMATION

Rhode Island Energy  
Rhode Island Energy Quarterly Report  
Open Access Customer Data by Supplier

Oct-22

	Complete Billing		
	# of Customers	kWh	Demand
<b>Supplier:</b> ██████████			
A-16	1	481	0.0
A-60			
B-32			
B-62			
C-06/C-08	26	42,980	0.0
G-02	11	274,785	839.0
E-40			
G-32	9	1,310,840	3,469.6
G-62			
S-10			
S-5T			
S-14	1	484	0.0
Supplier Subtotal	48	1,629,570	4,308.6
<b>Supplier:</b> ██████████			
A-16			
A-60			
C-06/C-08			
G02			
G-32			
G-62			
S10			
S14			
Supplier Subtotal	0	0	0.0
<b>Supplier:</b> ██████████			
A-16			
A60			
B-32			
B-62			
C-06/C-08			
G-02			
G-32			
E-40			
G-62			
R-02			
T-06/T-08			
S-10			
S-5T			
S-14			
X-01			
Supplier Subtotal	0	0	0.0
<b>Supplier:</b> ██████████			
A-16	794	437,938	0.0
A-60			
B-32	1	943,148	1,917.6
B-62			
C-06/C-08	2,692	3,762,761	0.0
G-02	1,035	20,132,344	74,788.8
E-40			
G-32	223	29,862,603	89,688.5
G-62			
T-06/T-08			
X-01			
S-5T	89	1,178,980	0.0
S-10	0	36,137	0.0
S-6A			
S-14	55	528,090	0.0
Supplier Subtotal	4,889	56,882,001	166,394.9

	Pass-Thru Billing		
	# of Customers	kWh	Demand
<b>Supplier:</b> ██████████			
A-16			
A-60			
B-32			
B-62			
C-06/C-08	61	116,948	0.0
G-02	6	32,348	175.7
E-40			
G-32			
G-62			
S-10			
S-5T			
S-14			
Supplier Subtotal	67	149,296	175.7
<b>Supplier:</b> ██████████			
A-16			
A-60			
C-06/C-08			
G02			
G-32			
G-62			
S10	0	186	0.0
S14			
Supplier Subtotal	0	186	0.0
<b>Supplier:</b> ██████████			
A-16			
A60			
B-32			
B-62			
C-06/C-08			
G-02			
G-32			
E-40			
G-62			
R-02			
T-06/T-08			
S-10			
S-5T			
S-14			
X-01			
Supplier Subtotal	0	0	0.0
<b>Supplier:</b> ██████████			
A-16	11	18,139	0.0
A-60			
B-32			
B-62			
C-06/C-08	2,619	1,283,298	0.0
G-02	309	6,982,331	21,447.6
E-40			
G-32	115	32,895,285	76,928.9
G-62			
T-06/T-08			
X-01			
S-5T	13	97,621	0.0
S-10	0	25,414	0.0
S-6A			
S-14	5	1,356	0.0
Supplier Subtotal	3,072	41,304,444	98,376.5

CONFIDENTIAL INFORMATION

Rhode Island Energy  
Rhode Island Energy Quarterly Report  
Open Access Customer Data by Supplier

Oct-22

Complete Billing				Pass-Thru Billing			
	# of Customers	kWh	Demand		# of Customers	kWh	Demand
<b>Supplier:</b> ██████████				<b>Supplier:</b> ██████████			
A-16				A-16			
A-60				A-60			
C-06/C-08				C-06/C-08			
E-40				E-40			
G-02				G-02	1	22,200	135.9
G-32				G-32			
G-62				G-62			
T-06/T-08				T-06/T-08			
S-10				S-10			
S-14				S-14			
Supplier Subtotal	0	0	0.0	Supplier Subtotal	1	22,200	135.9
<b>Supplier:</b> ██████████				<b>Supplier:</b> ██████████			
A-16	3,330	1,366,575	0.0	A-16	2	612	0.0
A-60	483	173,829	0.0	A-60			
C-06/C-08	241	221,138	0.0	C-06/C-08	3	1,262	0.0
E-30				E-30			
B-32				B-32			
G-02	45	280,347	1,271.0	G-02			
G-32				G-32			
G-62				G-62			
T-06/T-08				T-06/T-08			
M1B				M1B			
S-10	0	3,204	0.0	S-10			
S-5T				S-5T			
S-14				S-14			
Supplier Subtotal	4,099	2,045,093	1,271.0	Supplier Subtotal	5	1,874	0.0
<b>Supplier:</b> ██████████				<b>Supplier:</b> ██████████			
C-06/C-08				C-06/C-08			
E-40				E-40			
G-02				G-02			
G-32				G-32			
Supplier Subtotal	0	0	0.0	Supplier Subtotal	0	0	0.0
<b>Supplier:</b> ██████████				<b>Supplier:</b> ██████████			
A16				A16			
A60				A60			
C06/C08				C06			
G02				G02			
G-32				G-32			
S10				S10			
S14				S14			
Supplier Subtotal	0	0	0.0	Supplier Subtotal	0	0	0.0
<b>Supplier:</b> ██████████				<b>Supplier:</b> ██████████			
A-16				A-16			
A60				A60			
B-32				B-32			
C-06/C-08				C-06/C-08			
E30				E-30			
G-02				G-02			
G-32				G-32			
G-62				G-62			
R-02				R-02			
T-06/T-08				T-06/T-08			
E40				E-40			
S-10				S-10			
S-14				S-14			
Supplier Subtotal	0	0	0.0	Supplier Subtotal	0	0	0.0

CONFIDENTIAL INFORMATION

Rhode Island Energy  
Rhode Island Energy Quarterly Report  
Open Access Customer Data by Supplier

Oct-22

Complete Billing				Pass-Thru Billing			
	# of Customers	kWh	Demand		# of Customers	kWh	Demand
<b>Supplier:</b> ██████████				<b>Supplier:</b> ██████████			
A-16	93	65,267	0.0	A-16			
A-60				A-60			
C-06/C-08	419	1,274,789	0.0	C-06/C-08			
E-40				E-40			
G-02	165	3,157,481	12,007.3	G-02			
G-32	34	3,280,775	13,788.6	G-32	2	1,658,900	4,542.2
R-02				R-02			
T-06/T-08				T-06/T-08			
S-10	0	12,616	0.0	S-10	0	237	0.0
S-5T	3	2,439	0.0	S-5T			
S-14				S-14			
Supplier Subtotal	714	7,793,367	25,795.9	Supplier Subtotal	2	1,659,137	4,542.2
<b>Supplier:</b> ██████████				<b>Supplier:</b> ██████████			
A16				A16	14	37,868	0.0
A60				A60			
B-62				B-62			
C-06/C-08				C-06/C-08	192	455,334	0.0
E40				E-40			
G02				G02	217	4,817,148	12,017.7
G-32				G-32	20	11,996,770	26,878.7
G-62				G-62			
S10				S10	0	905	0.0
S-5T				S-5T			
S14				S14			
Supplier Subtotal	0	0	0.0	Supplier Subtotal	443	17,308,025	38,896.4
<b>Supplier:</b> ██████████				<b>Supplier:</b> ██████████			
A-16				A-16			
B-32				B-32			
A60				A60	2	8,576	0.0
C06				C06			
G02				G02			
G-32				G-32			
G62				G62			
S10				S10			
S-5T				S-5T			
S14				S14			
Supplier Subtotal	0	0	0.0	Supplier Subtotal	2	8,576	0.0
<b>Supplier:</b> ██████████				<b>Supplier:</b> ██████████			
A16	5,089	1,873,335	0.0	A16			
A60	1,480	501,271	0.0	A60	2	989	0.0
C06/C08	289	237,974	0.0	C06/C08			
G02	36	232,592	1,168.8	G02			
G-32	1	58,240	146.4	G-32			
S-10	0	3,755	0.0	S10			
S-5T				S-5T			
S14				S14			
Supplier Subtotal	6,895	2,907,167	1,315.2	Supplier Subtotal	2	989	0.0
<b>Supplier:</b> ██████████				<b>Supplier:</b> ██████████			
A16				A16			
A60				A60			
C06/C08				C06/C08	5	4,372	0.0
G02				G02			
G-32/G3F				G-32/G3F	4	989,229	3,500.0
Supplier Subtotal	0	0	0.0	Supplier Subtotal	9	993,601	3,500.0



CONFIDENTIAL INFORMATION

Rhode Island Energy  
Rhode Island Energy Quarterly Report  
Open Access Customer Data by Supplier

Oct-22

Complete Billing				Pass-Thru Billing			
	# of Customers	kWh	Demand		# of Customers	kWh	Demand
<b>Supplier: [REDACTED]</b>				<b>Supplier: [REDACTED]</b>			
A16	905	364,811	0.0	A16	25	26,308	0.0
A60	10	6,359	0.0	A60			
B-32				B-32			
C06/C08	798	959,088	0.0	C06/C08	9	13,590	0.0
G02	375	6,883,452	24,058.0	G02	26	812,744	2,707.0
G-32	28	3,077,262	9,885.6	G-32	17	1,481,517	4,018.5
G62				G62			
S10	0	19,173	0.0	S10	0	3,512	0.0
S6A				S6A			
S-5T				S-5T			
S14				S14			
Supplier Subtotal	2,116	11,310,145	33,943.6	Supplier Subtotal	77	2,337,671	6,725.5
<b>Supplier: [REDACTED]</b>				<b>Supplier: [REDACTED]</b>			
A16	120	79,279	0.0	A16	10	9,143	0.0
A60				A60			
B-32				B-32			
C06/C08	739	1,203,201	0.0	C06/C08	151	171,862	0.0
E30				E30			
G02	540	9,335,102	37,538.2	G02	172	3,447,559	14,245.3
G3F/G-32	99	21,014,868	57,758.2	G3F/G-32	96	28,980,535	71,563.6
G62				G62			
T06				T06			
S5T	19	222,170	0.0	S5T	3	4,809	0.0
S10	0	10,648	0.0	S10	0	10,902	0.0
S14	23	184,898	0.0	S14	5	9,397	0.0
S6A				S6A			
X01				X01	1	1,812,477	14,217.0
Supplier Subtotal	1,540	32,050,166	95,296.4	Supplier Subtotal	438	34,446,684	100,025.9
<b>Supplier: [REDACTED]</b>				<b>Supplier: [REDACTED]</b>			
A-16	2,883	1,382,423	0.0	A-16			
A-60	131	43,260	0.0	A-60			
B-32				B-32			
C-06/C-08	138	88,231	0.0	C-06/C-08			
E-30				E-30			
G-02	3	8,435	36.6	G-02			
G-32				G-32			
G-6F				G-6F			
T-06/T-08				T-06/T-08			
S-10	0	1,106	0.0	S-10			
S-5T				S-5T			
S-14				S-14			
Supplier Subtotal	3,155	1,523,455	36.6	Supplier Subtotal	0	0	0.0
<b>Supplier: [REDACTED]</b>				<b>Supplier: [REDACTED]</b>			
A-16	954	383,190	0.0	A-16			
A-60	177	61,123	0.0	A-60			
C-06/C-08	15	3,642	0.0	C-06/C-08	1	1,283	0.0
G-02	2	6,770	30.1	G-02			
G-32				G-32			
S-10	0	41	0.0	S-10			
S14				S14			
S-5T				S-5T			
Supplier Subtotal	1,148	454,766	30.1	Supplier Subtotal	1	1,283	0.0
<b>Supplier: [REDACTED]</b>				<b>Supplier: [REDACTED]</b>			
A-16				A-16			
A-60				A-60			
C-06/C08				C-06/C08			
G-02				G-02			
G-32				G-32			
G-62				G-62			
S-10				S-10			
S-14				S-14			
Supplier Subtotal	0	0	0.0	Supplier Subtotal	0	0	0.0

CONFIDENTIAL INFORMATION

Rhode Island Energy  
Rhode Island Energy Quarterly Report  
Open Access Customer Data by Supplier

Oct-22

Complete Billing				Pass-Thru Billing			
	# of Customers	kWh	Demand		# of Customers	kWh	Demand
<b>Supplier: ██████████</b>				<b>Supplier: ██████████</b>			
A-16	1,411	749,020	0.0	A-16			
A-60	95	33,918	0.0	A-60			
G02	35	256,539	1,236.2	G02			
B-32				B-32			
C-06 / C-08	250	233,940	0.0	C-06			
G-32 / G- 32	1	22,600	210.6	G-32			
G62				G62			
S-10	0	1,565	0.0	S-10			
S-5T				S-5T			
S14				S14			
Supplier Subtotal	1,792	1,297,582	1,446.8	Supplier Subtotal	0	0	0.0
<b>Supplier: ██████████</b>				<b>Supplier: ██████████</b>			
A16				A16	1	14	0.0
A60				A60			
C06				C06	21	97,551	0.0
G02				G02	66	1,700,546	5,150.6
G-32				G-32	12	1,136,200	3,404.7
G62				G62			
S10				S10	0	2,190	0.0
S-5T				S-5T			
S-14				S-14			
Supplier Subtotal	0	0	0.0	Supplier Subtotal	100	2,936,501	8,555.3
<b>Supplier: ██████████</b>				<b>Supplier: ██████████</b>			
A-16				A-16			
A-60				A-60			
B-32				B-32			
C-06/C-08				C-06/C-08			
E-30				E-30			
G-02				G-02			
G-32				G-32			
G-6F				G-6F			
T-06/T-08				T-06/T-08			
S-10				S-10			
S-14				S-14			
Supplier Subtotal	0	0	0.0	Supplier Subtotal	0	0	0.0
<b>Supplier: ██████████</b>				<b>Supplier: ██████████</b>			
A-16	6,336	2,356,155	0.0	A-16			
A-60	1,168	431,410	0.0	A-60			
B-32				B-32			
C-06/C-08	147	47,705	0.0	C-06/C-08			
E-30				E-30			
G-02				G-02			
G-32				G-32			
G-6F				G-6F			
T-06/T-08				T-06/T-08			
S-10	0	219	0.0	S-10			
S-5T				S-5T			
S-14				S-14			
Supplier Subtotal	7,651	2,835,489	0.0	Supplier Subtotal	0	0	0.0
<b>Supplier: ██████████</b>				<b>Supplier: ██████████</b>			
A-16	420	205,539	0.0	A-16			
A-60	14	6,912	0.0	A-60			
B-32				B32			
C-06/C-08	67	53,918	0.0	C-06/C-08			
E-30				E-30			
G-02	10	50,045	235.4	G-02			
G-32				G-32			
G-6F				G-6F			
T-06/T-08				T-06/T-08			
S-10	0	1,047	0.0	S-10			
S-5T				S-5T			
S-14				S-14			
Supplier Subtotal	511	317,461	235.4	Supplier Subtotal	0	0	0.0

CONFIDENTIAL INFORMATION

Rhode Island Energy  
Rhode Island Energy Quarterly Report  
Open Access Customer Data by Supplier

Oct-22

Complete Billing				Pass-Thru Billing			
	# of Customers	kWh	Demand		# of Customers	kWh	Demand
<b>Supplier:</b> ██████████				<b>Supplier:</b> ██████████			
A-16				A-16			
A-60				A-60			
B-32				B32			
C-06/C-08				C-06/C-08			
E-30				E-30			
G-02				G-02			
G-32				G-32			
G-6F				G-6F			
T-06/T-08				T-06/T-08			
S-10				S-10			
S-5T				S-5T			
S-14				S-14			
Supplier Subtotal	0	0	0.0	Supplier Subtotal	0	0	0.0
<b>Supplier:</b> ██████████				<b>Supplier:</b> ██████████			
A-16				A-16			
A-60				A-60			
C-06/C-08				C-06/C-08			
E-30				E-30			
G-02				G-02			
G-32				G-32			
G-6F				G-6F			
T-06/T-08				T-06/T-08			
S-10				S-10			
S-5T				S-5T			
S-14				S-14			
Supplier Subtotal	330	205,343	74.4	Supplier Subtotal	0	0	0.0
<b>Supplier:</b> ██████████				<b>Supplier:</b> ██████████			
A-16				A-16			
A-60				A-60			
C-06/C-08				C-06/C-08			
E-30				E-30			
G-02				G-02			
G-32				G-32			
G-6F				G-6F			
T-06/T-08				T-06/T-08			
S-10				S-10			
S-5T				S-5T			
S-14				S-14			
Supplier Subtotal	0	0	0.0	Supplier Subtotal	0	0	0.0
<b>Supplier:</b> ██████████				<b>Supplier:</b> ██████████			
A-16				A-16			
A-60				A-60			
C-06/C-08				C-06/C-08			
E-30				E-30			
G-02				G-02			
G-32				G-32			
G-6F				G-6F			
T-06/T-08				T-06/T-08			
S-10				S-10			
S-5T				S-5T			
S-14				S-14			
Supplier Subtotal	3,811	1,425,521	248.1	Supplier Subtotal	0	0	0.0
<b>Supplier:</b> ██████████				<b>Supplier:</b> ██████████			
A-16				A-16			
A-60				A-60			
B-32				B32			
C-06/C-08				C-06/C-08			
E-30				E-30			
G-02				G-02			
G-32				G-32			
G-6F				G-6F			
T-06/T-08				T-06/T-08			
S-10				S-10			
S-5T				S-5T			
S-14				S-14			
Supplier Subtotal	296	407,589	730.9	Supplier Subtotal	0	0	0.0

CONFIDENTIAL INFORMATION

Rhode Island Energy  
Rhode Island Energy Quarterly Report  
Open Access Customer Data by Supplier

Oct-22

Complete Billing					Pass-Thru Billing				
	# of Customers	kWh	Demand			# of Customers	kWh	Demand	
<b>Supplier:</b> ██████████						<b>Supplier:</b> ██████████			
A-16	1,118	559,225	0.0			A-16			
A-60	11	13,576	0.0			A-60			
C-06/C-08	693	953,086	0.0			C-06/C-08	44	128,268	0.0
E-30						E-30			
G-02	308	5,214,324	18,476.8			G-02	145	2,059,180	6,896.9
B-32	1	55,189	90.0			B-32			
G-32	75	10,660,226	27,427.2			G-32	15	2,680,244	6,105.0
G-6F						G-6F			
T-06/T-08						T-06/T-08			
S-10	0	26,393	0.0			S-10	0	2,091	0.0
S-5T	2	303	0.0			S-5T			
S6A						S6A			
S-14	3	490	0.0			S-14	2	602	0.0
<b>Supplier Subtotal</b>	<b>2,211</b>	<b>17,482,812</b>	<b>45,994.0</b>			<b>Supplier Subtotal</b>	<b>206</b>	<b>4,870,385</b>	<b>13,001.9</b>
<b>Supplier:</b> ██████████						<b>Supplier:</b> ██████████			
A-16	333	145,344	0.0			A-16			
A-60	44	15,454	0.0			A-60			
C-06/C-08	11	920	0.0			C-06/C-08			
E-30						E-30			
G-02	1	6,943	31.0			G-02			
G-32						G-32			
G-6F						G-6F			
T-06/T-08						T-06/T-08			
S-10						S-10			
S-5T						S-5T			
S-14						S-14			
<b>Supplier Subtotal</b>	<b>389</b>	<b>168,661</b>	<b>31.0</b>			<b>Supplier Subtotal</b>	<b>0</b>	<b>0</b>	<b>0.0</b>
<b>Supplier:</b> ██████████						<b>Supplier:</b> ██████████			
A-16	87	63,441	0.0			A-16			
A-60	1	3,850	0.0			A-60			
C-06/C-08	281	316,354	0.0			C-06/C-08			
E-30						E-30			
G-02	52	596,496	2,598.1			G-02			
G-32	1	109,440	428.4			G-32			
G-6F						G-6F			
T-06/T-08						T-06/T-08			
S-10	0	3,003	0.0			S-10			
S5T						S5T			
S-14						S-14			
<b>Supplier Subtotal</b>	<b>422</b>	<b>1,092,584</b>	<b>3,026.5</b>			<b>Supplier Subtotal</b>	<b>0</b>	<b>0</b>	<b>0.0</b>
<b>Supplier:</b> ██████████						<b>Supplier:</b> ██████████			
A-16	79	56,716	0.0			A-16			
A-60						A-60			
C-06/C-08	98	236,224	0.0			C-06/C-08	1	0	0.0
E-30						E-30			
G-02	79	1,952,824	6,200.2			G-02	6	246,515	856.6
G-32	50	14,113,547	33,520.4			G-32	22	7,107,702	15,290.4
G-6F						G-6F			
T-06/T-08						T-06/T-08			
S-10	0	14,432	0.0			S-10			
S-14	1	1,234	0.0			S-14			
<b>Supplier Subtotal</b>	<b>307</b>	<b>16,374,977</b>	<b>39,720.6</b>			<b>Supplier Subtotal</b>	<b>29</b>	<b>7,354,217</b>	<b>16,147.0</b>
<b>Complete Billing Subtotal</b>						<b>Pass-Thru Billing Subtotal</b>			
A-16	27,342	11,366,334	0.0	\$2,073,341.81	\$0.1824	A-16	63	92,084	0.0
A-60	4,474	1,574,672	0.0	\$321,835.20	\$0.2044	A-60	5	10,848	0.0
B-32	0	0	0.0	\$0.00	\$0.0000	B-32	0	0	0.0
B-62	0	0	0.0	\$0.00	\$0.0000	B-62	0	0	0.0
C-06/C-08	7,070	9,793,338	0.0	\$955,596.79	\$0.0976	C-06/C-08	3,106	2,272,485	0.0
E-30	0	0	0.0	\$0.00	\$0.0000	E-30	0	0	0.0
E-40	0	0	0.0	\$0.00	\$0.0000	E-40	0	0	0.0
G-02	2,719	48,707,927	181,568.9	\$4,223,071.70	\$0.0867	G-02	948	20,120,571	63,633.3
G-32	521	83,510,401	236,323.5	\$6,487,660.84	\$0.0777	G-32	303	88,926,382	212,232.0
G-62	0	0	0.0	\$0.00	\$0.0000	G-62	0	0	0.0
R-02	0	0	0.0	\$0.00	\$0.0000	R-02	0	0	0.0
T-06/T-08	0	0	0.0	\$0.00	\$0.0000	T-06/T-08	0	0	0.0
X-01	0	0	0.0	\$0.00	\$0.0000	X-01	1	1,812,477	14,217.0

CONFIDENTIAL INFORMATION

**Rhode Island Energy**  
Rhode Island Energy Quarterly Report  
Open Access Customer Data by Supplier

Oct-22


	Complete Billing					Pass-Thru Billing			
	# of Customers	kWh	Demand	Generation Revenue \$	Average Revenue \$/kWh	# of Customers	kWh	Demand	
M-1	0	0	0.0	\$0.00	\$0.0000	M-1	0	0	0.0
S-10	█	█	█	█	█	S-10	0	46,437	0.0
S-5T	113	1,403,892	0.0	\$100,970.87	\$0.5695	S-5T	16	102,430	0.0
S-6A	█	█	█	█	█	S-6A	0	0	0.0
S-14	83	715,196	0.0	\$55,109.21	\$0.0771	S-14	12	11,355	0.0
<b>Complete Billing Grand Total</b>	<b>42,324</b>	<b>158,203,749</b>	<b>419,900.0</b>	<b>\$14,307,102.40</b>	<b>\$0.0904</b>	<b>Pass-Thru Billing Grand Total</b>	<b>4,454</b>	<b>113,395,069</b>	<b>290,082.3</b>

CONFIDENTIAL INFORMATION

Rhode Island Energy  
Rhode Island Energy Quarterly Report  
Open Access Customer Data by Supplier

Nov-22

Complete Billing			
	# of Customers	kWh	Demand
Supplier: ██████████			
A-16			
A-60			
B-32			
B62			
C-06/C-08			
G-02			
E-40			
G-32			
G-62			
S-10			
S-14			
Supplier Subtotal	0	0	0.0
Supplier: ██████████			
A16			
A60			
C06			
G02			
G3F/G32			
G6F			
S-5T			
S10			
S14			
Supplier Subtotal	0	0	0.0
Supplier: ██████████			
A-16			
A-60			
B-32			
B-62			
C-06/C-08			
G-02			
G-32			
E-40			
G-62			
R-02			
T-06/T-08			
S-5T			
S-10			
S-14			
X-01			
Supplier Subtotal	0	0	0.0
Supplier: ██████████			
A-16	792	424,940	0.0
A-60			
B-32			
B62			
C-06/C-08	2,702	3,563,139	0.0
G-02	1,039	16,443,624	59,098.1
E-40			
G-32	220	27,683,003	83,142.6
G-62			
T-06/T-08			
S-5T	89	1,125,766	0.0
S-10	0	33,192	0.0
S-14	61	610,672	0.0
S-6A			
X01			
Supplier Subtotal	4,903	49,884,336	142,240.7




Pass-Thru Billing			
	# of Customers	kWh	Demand
Supplier: ██████████			
A-16			
A-60			
B-32			
B-62			
C-06/C-08			
G-02			
E-40			
G-32			
G-62			
S-10			
S-14			
Supplier Subtotal	0	0	0.0
Supplier: ██████████			
A16			
A60			
C06			
G02			
G3F/G32			
G6F			
S-5T			
S10			
S14			
Supplier Subtotal	0	0	0.0
Supplier: ██████████			
A-16			
A-60			
B-32			
B-62			
C-06/C-08			
G-02			
E-40			
G-62			
R-02			
T-06/T-08			
S-5T			
S-10			
S-14			
X-01			
Supplier Subtotal	0	0	0.0
Supplier: ██████████			
A-16	11	17,770	0.0
A-60			
B-32			
B-62			
C-06/C-08	2,704	1,347,076	0.0
G-02	316	5,786,576	18,416.1
E-40			
G-32	118	35,370,576	84,063.0
G-62			
T-06/T-08			
S-5T	13	98,693	0.0
S-10	0	26,128	0.0
S-14	5	1,359	0.0
S-6A			
X01			
Supplier Subtotal	3,167	42,648,178	102,479.1

CONFIDENTIAL INFORMATION

Rhode Island Energy  
Rhode Island Energy Quarterly Report  
Open Access Customer Data by Supplier

Nov-22

Complete Billing			
	# of Customers	kWh	Demand
Supplier: [REDACTED]			
A-16			
A-60			
C-06/C-08			
E-40			
G-02			
G-32/G3F			
G-62			
T-06/T-08			
S-10			
S-14			
Supplier Subtotal	0	0	0.0
Supplier: [REDACTED]			
A-16	3,372	1,396,009	0.0
A-60	470	164,828	0.0
B32			
C-06/C-08	228	161,105	0.0
E-30			
G-02	46	279,286	1,395.6
G-32			
G-62			
T-06/T-08			
S-5T			
S-10	0	3,214	0.0
S-14			
Supplier Subtotal	4,116	2,004,442	1,395.6
Supplier: [REDACTED]			
C-06/C-08			
E-40			
G-02			
G-32			
Supplier Subtotal	0	0	0.0
Supplier: [REDACTED]			
A16			
A-60			
C06			
G02			
G-32			
S10			
S14			
Supplier Subtotal	0	0	0.0
Supplier: [REDACTED]			
A-16			
A60			
B-32			
C-06/C-08			
E-40			
G-02			
G-32			
G-62			
R-02			
T-06/T-08			
E-40			
S-10			
S-14			
Supplier Subtotal	0	0	0.0



Pass-Thru Billing			
	# of Customers	kWh	Demand
Supplier: [REDACTED]			
A-16			
A-60			
C-06/C-08			
E-40			
G-02			
G-32			
G-62			
T-06/T-08			
S-10			
S14			
Supplier Subtotal	0	0	0.0
Supplier: [REDACTED]			
A-16			
A-60	2	374	0.0
B32			
C-06/C-08	3	1,310	0.0
E-30			
G-02			
G-32			
G-62			
T-06/T-08			
S-5T			
S-10			
S-14			
Supplier Subtotal	5	1,684	0.0
Supplier: [REDACTED]			
C-06/C-08			
E-40			
G-02			
G-32			
Supplier Subtotal	0	0	0.0
Supplier: [REDACTED]			
A16			
A-60			
C06			
G02			
G-32			
S10	0	-1,358	0.0
S14			
Supplier Subtotal	0	-1,358	0.0
Supplier: [REDACTED]			
A-16			
A60			
B-32			
C-06/C-08			
E-40			
G-02			
G-32			
G-62			
R-02			
T-06/T-08			
E-40			
S-10			
S-14			
Supplier Subtotal	0	0	0.0

CONFIDENTIAL INFORMATION

Rhode Island Energy  
Rhode Island Energy Quarterly Report  
Open Access Customer Data by Supplier

Nov-22

Complete Billing			
	# of Customers	kWh	Demand
Supplier: ██████████			
A-16	94	59,517	0.0
A-60			
C-06/C-08	443	1,282,580	0.0
E-40			
G-02	171	2,952,539	10,749.2
G-32	37	3,067,163	12,295.0
G-62			
R02			
T06/T08			
S-10	0	12,774	0.0
S-5T	3	2,458	0.0
S-14			
Supplier Subtotal	748	7,377,031	23,044.2
Supplier: ██████████			
A-16			
A-60			
B-62			
C-06/C-08			
E40			
G-02			
G-32			
G62			
S-5T			
S-10			
S-14			
Supplier Subtotal	0	0	0.0
Supplier: ██████████			
A-16			
A-60			
B-32			
C-06/C-08			
G-02			
G-32			
G-62			
S-10			
S-5T			
S-14			
Supplier Subtotal	0	0	0.0
Supplier: ██████████			
A16	5,260	1,993,819	0.0
A60	1,482	499,796	0.0
C06/C08	313	279,076	0.0
G02	40	143,385	844.2
G32			
S-10	0	4,132	0.0
S-5T			
S-14			
Supplier Subtotal	7,095	2,920,208	844.2
Supplier: ██████████			
A16			
A60			
C06/C08			
G02			
G-32/G-3F			
Supplier Subtotal	0	0	0.0

Pass-Thru Billing			
	# of Customers	kWh	Demand
Supplier: ██████████			
A-16			
A-60			
C-06/C-08			
E-40			
G-02	1	19,400	91.0
G-32	2	1,799,820	4,514.4
G-62			
R02			
T06/T08			
S-10	0	238	0.0
S-5T			
S-14			
Supplier Subtotal	3	1,819,458	4,605.4
Supplier: ██████████			
A-16	14	36,041	0.0
A-60			
B-62			
C-06/C-08	190	428,175	0.0
E40			
G-02	220	4,372,365	10,253.7
G-32	20	11,892,862	24,857.0
G62			
S-5T			
S-10	0	908	0.0
S-14			
Supplier Subtotal	444	16,730,351	35,110.7
Supplier: ██████████			
A-16			
A-60	2	839	0.0
B-32			
C-06/C-08			
G-02			
G-32			
G-62			
S-10			
S-5T			
S-14			
Supplier Subtotal	2	839	0.0
Supplier: ██████████			
A16			
A60			
C06/C08			
G02			
G32			
S-10			
S-5T			
S-14			
Supplier Subtotal	0	0	0.0
Supplier: ██████████			
A16			
A60			
C06/C08	5	5,404	0.0
G02			
G-32/G-3F	2	215,672	1,230.0
Supplier Subtotal	7	221,076	1,230.0



CONFIDENTIAL INFORMATION

Rhode Island Energy  
Rhode Island Energy Quarterly Report  
Open Access Customer Data by Supplier

Nov-22

Complete Billing			
	# of Customers	kWh	Demand
Supplier: ██████████			
A16	1,017	405,744	0.0
A-60	11	3,975	0.0
B32			
C06/C08	807	880,249	0.0
G02	372	6,252,427	21,623.3
G-32/G-3F	29	2,505,081	8,374.8
G6F			
S-6A			
S-5T	1	15,632	0.0
S-10	0	19,479	0.0
S-14			
Supplier Subtotal	2,237	10,082,587	29,998.1
Supplier: ██████████			
A-16	122	74,875	0.0
A-60			
B32			
C-06/C-08	778	1,081,285	0.0
E-30			
G-02	549	7,271,057	30,987.8
G-32	95	14,584,320	41,536.6
G6F			
T-06/T-08			
S-5T	19	225,430	0.0
S-10	0	10,416	0.0
S-14	23	185,564	0.0
S6A			
X01			
Supplier Subtotal	1,586	23,432,947	72,524.4
Supplier: ██████████			
A-16	2,861	1,359,964	0.0
A-60	131	50,090	0.0
B32			
C-06/C-08	139	89,687	0.0
E-30			
G-02	3	7,573	36.3
G-32			
G6F			
T-06/T-08			
SST			
S-10	0	1,110	0.0
S-14			
Supplier Subtotal	3,134	1,508,424	36.3
Supplier: ██████████			
A-16	945	388,723	0.0
A-60	181	63,120	0.0
C-06	14	2,548	0.0
G02	2	6,951	33.0
G32/G3F			
S-10			
S-5T			
S-14			
Supplier Subtotal	1,142	461,342	33.0
Supplier: ██████████			
A16	1	398	0.0
A-60			
C06/C08	26	51,848	0.0
G02	11	186,402	608.9
G-32/G-3F	9	1,193,144	2,968.5
G6F			
S-10			
S5T			
S-14	1	486	0.0
Supplier Subtotal	48	1,432,278	3,577.4


Pass-Thru Billing			
	# of Customers	kWh	Demand
Supplier: ██████████			
A16	26	24,850	0.0
A-60			
B32			
C06/C08	11	42,330	0.0
G02	28	625,685	2,314.3
G-32/G-3F	17	1,418,105	3,811.8
G6F			
S-6A			
S5T			
S-10	0	3,705	0.0
S-14			
Supplier Subtotal	82	2,114,675	6,126.1
Supplier: ██████████			
A-16	8	3,924	0.0
A-60			
B32			
C-06/C-08	150	186,751	0.0
E-30			
G-02	174	3,217,742	12,338.7
G-32	90	21,256,341	51,708.2
G6F			
T-06/T-08			
S-5T	3	4,855	0.0
S-10	0	10,135	0.0
S-14	5	9,429	0.0
S6A			
X01	1	1,868,983	14,217.0
Supplier Subtotal	431	26,558,160	78,263.9
Supplier: ██████████			
A-16			
A-60			
B32			
C-06/C-08			
E-30			
G-02			
G-32			
G6F			
T-06/T-08			
SST			
S-10			
S-14			
Supplier Subtotal	0	0	0.0
Supplier: ██████████			
A-16			
A-60	1	141	0.0
C-06			
G02			
G32/G3F			
S-10			
S-5T			
S-14			
Supplier Subtotal	1	141	0.0
Supplier: ██████████			
A16	1	640	0.0
A-60			
C06/C08	96	124,963	0.0
G02	7	74,051	232.1
G-32/G-3F			
G6F			
S-10	0	372	0.0
S5T			
S-14			
Supplier Subtotal	104	200,026	232.1

CONFIDENTIAL INFORMATION

Rhode Island Energy  
Rhode Island Energy Quarterly Report  
Open Access Customer Data by Supplier

Nov-22

Complete Billing			
	# of Customers	kWh	Demand
Supplier: ██████████			
A-16	1,377	701,818	0.0
A-60	87	30,219	0.0
C-06	245	222,290	0.0
G02	32	224,379	1,063.2
G32/G3F	1	24,200	205.2
G-62			
S-10	0	1,382	0.0
S-5T			
S14			
Supplier Subtotal	1,742	1,204,288	1,268.4
Supplier: ██████████			
A16			
A-60			
C-06			
G-02			
G32/G3F			
G-62			
S-10			
S-5T			
S-14			
Supplier Subtotal	0	0	0.0
Supplier: ██████████			
A-16			
A-60			
B32			
C-06/C-08			
E-30			
G-02			
G-32			
G6F			
T-06/T-08			
S-10			
S-14			
Supplier Subtotal	0	0	0.0
Supplier: ██████████			
A-16	6,283	2,285,721	0.0
A-60	1,108	393,402	0.0
B32			
C-06/C-08	140	36,310	0.0
E-30			
G-02			
G-32			
G6F			
T-06/T-08			
S-10	0	219	0.0
S-5T			
S-14			
Supplier Subtotal	7,531	2,715,652	0.0
Supplier: ██████████			
A-16	422	201,988	0.0
A-60	14	5,307	0.0
B32			
C-06/C-08	67	47,708	0.0
E-30			
G-02	10	46,031	231.1
G-32			
G6F			
T-06/T-08			
S-10	0	1,050	0.0
S-5T			
S-14			
Supplier Subtotal	513	302,084	231.1




Pass-Thru Billing			
	# of Customers	kWh	Demand
Supplier: ██████████			
A-16			
A-60			
C-06			
G02			
G32/G3F			
G-62			
S-10			
S-5T			
S14			
Supplier Subtotal	0	0	0.0
Supplier: ██████████			
A16	1	14	0.0
A-60			
C-06	21	100,157	0.0
G-02	66	1,356,468	4,085.9
G32/G3F	13	1,068,620	3,933.0
G-62			
S-10	0	2,200	0.0
S-5T			
S-14			
Supplier Subtotal	101	2,527,459	8,018.9
Supplier: ██████████			
A-16			
A-60			
B32			
C-06/C-08			
E-30			
G-02			
G-32			
G6F			
T-06/T-08			
S-10			
S-14			
Supplier Subtotal	0	0	0.0
Supplier: ██████████			
A-16	2	563	0.0
A-60	3	2,804	0.0
B32			
C-06/C-08			
E-30			
G-02			
G-32			
G6F			
T-06/T-08			
S-10			
S-5T			
S-14			
Supplier Subtotal	5	3,367	0.0
Supplier: ██████████			
A-16			
A-60			
B32			
C-06/C-08			
E-30			
G-02			
G-32			
G6F			
T-06/T-08			
S-10			
S-5T			
S-14			
Supplier Subtotal	0	0	0.0

CONFIDENTIAL INFORMATION

Rhode Island Energy  
Rhode Island Energy Quarterly Report  
Open Access Customer Data by Supplier

Nov-22

Complete Billing			
	# of Customers	kWh	Demand
Supplier: ██████████			
A-16			
A-60			
B32			
C-06/C-08			
E-30			
G-02			
G-32			
G6F			
T-06/T-08			
S-10			
S-5T			
S-14			
Supplier Subtotal	0	0	0.0
Supplier: ██████████			
A-16	273	142,017	0.0
A-60	17	6,595	0.0
C-06/C-08	39	30,778	0.0
E-30			
G-02	2	15,494	52.2
G-32			
G6F			
T-06/T-08			
S-10	0	42	0.0
S-5T			
S-14			
Supplier Subtotal	331	194,926	52.2
Supplier: ██████████			
A-16			
A-60			
C-06/C-08			
E-30			
G-02			
G-32			
G6F			
T-06/T-08			
S-5T			
S-6A			
S-10			
S-14			
Supplier Subtotal	0	0	0.0
Supplier: ██████████			
A-16	2,912	1,024,479	0.0
A-60	818	268,890	0.0
B32			
C-06/C-08	106	57,903	0.0
E-30			
G-02	5	53,013	198.0
G-32			
G6F			
T-06/T-08			
S-10			
S-5T			
S-14			
Supplier Subtotal	3,841	1,404,285	198.0
Supplier: ██████████			
A-16	1,293	664,735	0.0
A-60	99	32,246	0.0
C-06/C-08	73	130,002	0.0
E-30			
G-02	35	428,520	1,976.4
G-32	2	83,280	333.9
G6F			
T-06/T-08			
S-10	0	3,333	0.0
S-5T			
S-14			
Supplier Subtotal	1,502	1,342,116	2,310.3



Pass-Thru Billing			
	# of Customers	kWh	Demand
Supplier: ██████████			
A-16			
A-60			
B32			
C-06/C-08			
E-30			
G-02	1	19,500	109.4
G-32			
G6F			
T-06/T-08			
S-10			
S-5T			
S-14			
Supplier Subtotal	1	19,500	109.4
Supplier: ██████████			
A-16			
A-60			
C-06/C-08			
E-30			
G-02			
G-32			
G6F			
T-06/T-08			
S-10			
S-5T			
S-14			
Supplier Subtotal	0	0	0.0
Supplier: ██████████			
A-16			
A-60			
C-06/C-08			
E-30			
G-02			
G-32			
G6F			
T-06/T-08			
S-5T			
S-6A			
S-10			
S-14			
Supplier Subtotal	0	0	0.0
Supplier: ██████████			
A-16			
A-60			
B32			
C-06/C-08			
E-30			
G-02			
G-32			
G6F			
T-06/T-08			
S-10			
S-5T			
S-14			
Supplier Subtotal	0	0	0.0
Supplier: ██████████			
A-16			
A-60			
C-06/C-08			
E-30			
G-02			
G-32			
G6F			
T-06/T-08			
S-10			
S-5T			
S-14			
Supplier Subtotal	0	0	0.0

CONFIDENTIAL INFORMATION

Rhode Island Energy  
Rhode Island Energy Quarterly Report  
Open Access Customer Data by Supplier

Nov-22

Complete Billing			
	# of Customers	kWh	Demand
Supplier: ██████████			
A-16	1,139	577,046	0.0
A-60	11	12,196	0.0
C-06/C-08	696	1,034,442	0.0
B-32	1	46,469	87.6
G-02	305	3,879,743	15,433.2
G-32	71	9,376,814	25,224.9
G6F			
T-06/T-08			
S-10	0	25,699	0.0
S-5T	2	305	0.0
S6A			
S-14	3	491	0.0
Supplier Subtotal	2,228	14,953,205	40,745.7
Supplier: ██████████			
A-16	353	157,826	0.0
A-60	51	16,782	0.0
C-06/C-08	12	951	0.0
E-30			
G-02	1	6,331	27.8
G-32			
G6F			
T-06/T-08			
S-10			
S-5T			
S-14			
Supplier Subtotal	417	181,890	27.8
Supplier: ██████████			
A-16	86	61,502	0.0
A-60	1	3,901	0.0
C-06/C-08	284	315,635	0.0
E-30			
G-02	52	472,423	2,185.0
G-32	1	53,760	214.2
G6F			
T-06/T-08			
S-10	0	3,014	0.0
S5T			
S-14			
Supplier Subtotal	424	910,235	2,399.2
Supplier: ██████████			
A-16	79	55,457	0.0
A-60			
C-06/C-08	97	247,342	0.0
E-30			
G-02	79	1,745,908	5,897.5
G-32	51	13,356,105	32,125.5
G6F			
T-06/T-08			
S-10	0	14,478	0.0
S-14	1	1,238	0.0
Supplier Subtotal	307	15,420,528	38,023.0

Complete Billing Subtotal					
A-16	28,681	11,976,578	0.0	\$2,332,237.07	\$0.1947
A-60	4,481	1,551,347	0.0	\$334,262.46	\$0.2155
B-32	1	46,469	87.6	\$0.0000	\$0.0000
B-62	0	0	0.0	\$0.00	\$0.0000
C-06/C-08	7,209	9,514,878	0.0	\$948,962.13	\$0.0997
E-30	0	0	0.0	\$0.00	\$0.0000
E-60	0	0	0.0	\$0.00	\$0.0000
G-02	2,754	40,415,086	152,440.8	\$3,544,707.55	\$0.0877
G-32	516	71,926,870	206,421.2	\$5,677,288.46	\$0.0789
G-62	0	0	0.0	\$0.00	\$0.0000
R-02	0	0	0.0	\$0.00	\$0.0000
T-06/T-08	0	0	0.0	\$0.00	\$0.0000
X-01	0	0	0.0	\$0.00	\$0.0000
M-1	0	0	0.0	\$0.00	\$0.0000
S-5T	114	1,369,591	0.0	\$99,883.80	\$0.0729

Pass-Thru Billing			
	# of Customers	kWh	Demand
Supplier: ██████████			
A-16			
A-60			
C-06/C-08	43	107,740	0.0
B-32			
G-02	149	1,749,408	6,176.4
G-32	15	2,387,678	5,980.3
G6F			
T-06/T-08			
S-10	0	2,097	0.0
S-5T			
S6A			
S-14	2	603	0.0
Supplier Subtotal	209	4,247,526	12,156.7
Supplier: ██████████			
A-16			
A-60			
C-06/C-08			
E-30			
G-02			
G-32			
G6F			
T-06/T-08			
S-10			
S-5T			
S-14			
Supplier Subtotal	0	0	0.0
Supplier: ██████████			
A-16			
A-60			
C-06/C-08			
E-30			
G-02			
G-32			
G6F			
T-06/T-08			
S-10			
S5T			
S-14			
Supplier Subtotal	0	0	0.0
Supplier: ██████████			
A-16			
A-60			
C-06/C-08	1	0	0.0
E-30			
G-02	6	249,519	1,015.8
G-32	22	6,619,491	15,414.3
G6F			
T-06/T-08			
S-10			
S-14			
Supplier Subtotal	29	6,869,010	16,430.1

Pass-Thru Billing Subtotal			
A-16	65	84,176	0.0
A-60	6	3,784	0.0
B-32	0	0	0.0
B-62	0	0	0.0
C-06/C-08	3,224	2,343,906	0.0
E-30	0	0	0.0
E-60	0	0	0.0
G-02	968	17,470,714	55,033.4
G-32	299	82,029,165	195,512.0
G-62	0	0	0.0
R-02	0	0	0.0
T-06/T-08	0	0	0.0
X-01	1	1,868,983	14,217.0
M-1	0	0	0.0
S-5T	16	103,548	0.0

CONFIDENTIAL INFORMATION

Rhode Island Energy  
Rhode Island Energy Quarterly Report  
Open Access Customer Data by Supplier

Nov-22

	Complete Billing					Pass-Thru Billing			
	# of Customers	kWh	Demand	Generation Revenue \$	Average Revenue \$/kWh	# of Customers	kWh	Demand	
S-10	0	0	0.0	\$0.00	\$0.0000	S-10	0	44,425	0.0
S-6A	0	0	0.0	\$0.00	\$0.0000	S-6A	0	0	0.0
S-14	89	798,451	0.0	\$61,274.08	\$0.0767	S-14	12	11,391	0.0
Complete Billing Grand Total	43,845	137,732,804	358,949.6	\$13,016,342.49	\$0.0945	Pass-Thru Billing Grand Total	4,591	103,960,092	264,762.4

CONFIDENTIAL INFORMATION

Rhode Island Energy  
Rhode Island Energy Quarterly Report  
Open Access Customer Data by Supplier

Dec-22

	Complete Billing		
	# of Customers	kWh	Demand
Supplier: [REDACTED]			
A-16			
A-60			
B-32			
B-62			
C-06/C-08			
G-02			
E-40			
G-32			
G-62			
S-10			
S-14			
Supplier Subtotal	0	0	0.0
Supplier: [REDACTED]			
A-16			
A60			
C-06/C-08			
G02			
G3F/G32			
G-62			
S-10			
S-14			
Supplier Subtotal	0	0	0.0
Supplier: [REDACTED]			
A-16			
A60			
C-06/C-08			
G-02			
G-32			
E-40			
G-62			
R-02			
T-06/T-08			
S-10			
S-5T			
S-14			
X-01			
Supplier Subtotal	0	0	0.0
Supplier: [REDACTED]			
A-16	780	435,516	0.0
A-60			
B-32	1	752,568	1,755.6
B-62			
C-06/C-08	2,404	848,881	0.0
G-02	938	18,341,196	62,755.3
E-40			
G-32	214	26,187,574	76,443.3
G-62			
T-06/T-08			
S-10	0	39,906	0.0
S-5T	91	-395,550	0.0
S-14	51	573,681	0.0
S-6A			
X01			
Supplier Subtotal	4,479	46,783,772	140,954.2


	Pass-Thru Billing		
	# of Customers	kWh	Demand
Supplier: [REDACTED]			
A-16			
A-60			
B-32			
B-62			
C-06/C-08			
G-02	1	21,500	134.1
E-40			
G-32			
G-62			
S-10			
S-14			
Supplier Subtotal	1	21,500	134.1
Supplier: [REDACTED]			
A-16			
A60			
C-06/C-08			
G02			
G3F/G32			
G-62			
S-10			
S-14			
Supplier Subtotal	0	0	0.0
Supplier: [REDACTED]			
A-16			
A60			
C-06/C-08			
G-02			
G-32			
E-40			
G-62			
R-02			
T-06/T-08			
S-10			
S-5T			
S-14			
X-01			
Supplier Subtotal	0	0	0.0
Supplier: [REDACTED]			
A-16	11	24,048	0.0
A-60			
B-32			
B-62			
C-06/C-08	2,751	1,427,758	0.0
G-02	343	6,740,452	20,020.5
E-40			
G-32	122	32,496,908	77,028.9
G-62			
T-06/T-08			
S-10	0	27,598	0.0
S-5T	14	108,793	0.0
S-14	9	2,890	0.0
S-6A			
X01			
Supplier Subtotal	3,250	40,828,447	97,049.4

CONFIDENTIAL INFORMATION

Rhode Island Energy  
Rhode Island Energy Quarterly Report  
Open Access Customer Data by Supplier

Dec-22

Complete Billing			
	# of Customers	kWh	Demand
Supplier: [REDACTED]			
A-16			
A-60			
C-06/C-08			
E-40			
G-02			
G-32			
G-62			
T-06/T-08			
S-10			
S-14			
Supplier Subtotal	0	0	0.0
Supplier: [REDACTED]			
A-16	3,108	1,496,532	0.0
A-60	448	177,067	0.0
B32			
C-06/C-08	204	176,220	0.0
E-30			
G-02	38	216,409	952.9
G-32			
G62			
T-06/T-08			
S-10	0	3,489	0.0
S-5T			
S-14			
Supplier Subtotal	3,798	2,069,717	952.9
Supplier: [REDACTED]			
C-06/C-08			
E-40			
G-02			
G-32			
Supplier Subtotal	0	0	0.0
Supplier: [REDACTED]			
A16			
A-60			
C06			
G02			
G32			
S10			
S14			
Supplier Subtotal	0	0	0.0
Supplier: [REDACTED]			
A-16			
A60			
B32			
C-06/C-08			
E30			
G-02			
G-32			
G-62			
R-02			
T-06/T-08			
E40			
S-10			
S-14			
Supplier Subtotal	0	0	0.0



Pass-Thru Billing			
	# of Customers	kWh	Demand
Supplier: [REDACTED]			
A-16			
A-60			
C-06/C-08			
E-40			
G-02			
G-32			
G-62			
T-06/T-08			
S-10			
S-14			
Supplier Subtotal	0	0	0.0
Supplier: [REDACTED]			
A-16	3	604	0.0
A-60	2	1,335	0.0
B32			
C-06/C-08	3	1,559	0.0
E-30			
G-02			
G-32			
G62			
T-06/T-08			
S-10			
S-5T			
S-14			
Supplier Subtotal	8	3,498	0.0
Supplier: [REDACTED]			
C-06/C-08			
E-40			
G-02			
G-32			
Supplier Subtotal	0	0	0.0
Supplier: [REDACTED]			
A16			
A-60			
C06			
G02			
G-32			
S10			
S14			
Supplier Subtotal	0	0	0.0
Supplier: [REDACTED]			
A-16			
A-60			
B32			
C-06/C-08			
E30			
G-02			
G-32			
G-62			
R-02			
T-06/T-08			
E40			
S-10			
S-14			
Supplier Subtotal	0	0	0.0

CONFIDENTIAL INFORMATION

Rhode Island Energy  
Rhode Island Energy Quarterly Report  
Open Access Customer Data by Supplier

Dec-22

Complete Billing			
	# of Customers	kWh	Demand
Supplier: [REDACTED]			
A-16	93	78,173	0.0
A-60			
C-06/C-08	440	1,229,595	0.0
E-40			
G-02	159	2,767,759	9,649.0
G-32	37	3,082,221	11,981.2
R-02			
T06/T08			
S-10	0	14,317	0.0
S-5T	3	2,684	0.0
S-14			
Supplier Subtotal	732	7,174,749	21,630.2
Supplier: [REDACTED]			
E-40			
A16			
A-60			
B-62			
C-06/C-08			
G-02			
G32			
G62			
S10			
S-5T			
S14			
Supplier Subtotal	0	0	0.0
Supplier: [REDACTED]			
A-16			
A60			
B32			
C06			
G02			
G32			
G62			
S-10			
S-5T			
S-14			
Supplier Subtotal	0	0	0.0
Supplier: [REDACTED]			
A-16	4,742	2,083,020	0.0
A60	1,341	524,073	0.0
C06	300	281,614	0.0
G02	35	174,372	870.7
G32			
S10	0	4,163	0.0
S-5T			
S-14			
Supplier Subtotal	6,418	3,067,242	870.7
Supplier: [REDACTED]			
A16			
A60			
C06			
G02			
G32			
Supplier Subtotal	0	0	0.0

Pass-Thru Billing			
	# of Customers	kWh	Demand
Supplier: [REDACTED]			
A-16			
A-60			
C-06/C-08			
E-40			
G-02	1	21,500	108.9
G-32	2	997,414	3,673.4
R02			
T06/T08			
S-10	0	258	0.0
S-5T			
S-14			
Supplier Subtotal	3	1,019,172	3,782.3
Supplier: [REDACTED]			
E-40			
A16	11	34,164	0.0
A-60			
B-62			
C-06/C-08	186	438,729	0.0
G02	203	3,442,126	8,553.6
G32	20	11,288,396	24,246.6
G62			
S10	0	986	0.0
S-5T			
S14			
Supplier Subtotal	420	15,204,401	32,800.2
Supplier: [REDACTED]			
A-16			
A-60	2	1,164	0.0
B32			
C06			
G02			
G32			
G62			
S10			
S-5T			
S14			
Supplier Subtotal	2	1,164	0.0
Supplier: [REDACTED]			
A-16			
A60	3	2,879	0.0
C06			
G02			
G32			
S10			
S-5T			
S-14			
Supplier Subtotal	3	2,879	0.0
Supplier: [REDACTED]			
A16			
A60			
C06	5	6,749	0.0
G02			
G32	4	2,069,797	6,154.0
Supplier Subtotal	9	2,075,546	6,154.0



CONFIDENTIAL INFORMATION

Rhode Island Energy  
Rhode Island Energy Quarterly Report  
Open Access Customer Data by Supplier

Dec-22

Complete Billing			
	# of Customers	kWh	Demand
Supplier: ██████████			
A16	1,007	411,846	0.0
A-60	10	4,524	0.0
B32			
C06/C08	759	874,858	0.0
G02	340	5,685,955	18,844.3
G-32/G-3F	30	3,031,724	8,806.8
G62-G6F			
S10	0	21,350	0.0
S-ST			
S6A			
X01			
S14			
Supplier Subtotal	2,146	10,030,257	27,651.1
Supplier: ██████████			
A-16	114	68,149	0.0
A-60			
B-32			
C-06/C-08	688	1,107,718	0.0
E-30			
G-02	496	7,139,200	27,998.5
G-32	95	25,087,269	61,609.1
G62			
T-06/T-08			
S-ST	19	245,691	0.0
S-10	0	10,602	0.0
S-14	23	201,369	0.0
S-6A			
X01			
Supplier Subtotal	1,435	33,859,998	89,607.6
Supplier: ██████████			
A16	2,630	1,421,584	0.0
A-60	126	54,037	0.0
B32			
C06/C08	127	80,949	0.0
E30			
G02	3	9,211	35.8
G-32/G-3F			
G62-G6F			
S10	0	1,204	0.0
S-ST			
S14			
Supplier Subtotal	2,886	1,566,985	35.8
Supplier: ██████████			
A-16	988	495,590	0.0
A-60	190	82,454	0.0
C-06	15	2,683	0.0
G-02	2	8,393	31.1
G3F-G32			
S-10			
S-ST			
S-14			
Supplier Subtotal	1,195	589,120	31.1
Supplier: ██████████			
A16	1	497	0.0
A-60			
C06/C08	23	35,859	0.0
G02	11	175,512	607.2
G-32/G-3F	9	1,120,435	2,770.0
G62-G6F			
S10			
SST			
S14	1	527	0.0
Supplier Subtotal	45	1,332,830	3,377.2


Pass-Thru Billing			
	# of Customers	kWh	Demand
Supplier: ██████████			
A16	26	28,299	0.0
A-60			
B32			
C06/C08	11	45,783	0.0
G02	30	645,703	2,337.7
G-32/G-3F	20	2,189,058	5,520.6
G62-G6F			
S10	0	4,021	0.0
S-ST			
S6A			
X01			
S14			
Supplier Subtotal	87	2,912,864	7,858.3
Supplier: ██████████			
A-16	9	8,631	0.0
A-60			
B-32			
C-06/C-08	158	226,010	0.0
E-30			
G-02	173	3,313,800	12,106.7
G-32	99	29,952,176	77,285.0
G62			
T-06/T-08			
S-ST	3	5,310	0.0
S-10	0	12,279	0.0
S-14	5	10,233	0.0
S-6A			
X01	1	2,156,486	15,792.0
Supplier Subtotal	448	35,684,925	105,183.7
Supplier: ██████████			
A16			
A-60			
B32			
C06/C08			
E30			
G02			
G-32/G-3F			
G62-G6F			
S10			
S-ST			
S14			
Supplier Subtotal	0	0	0.0
Supplier: ██████████			
A-16			
A-60			
C-06			
G-02			
G3F-G32			
S-10			
S-ST			
S-14			
Supplier Subtotal	0	0	0.0
Supplier: ██████████			
A16	6	4,375	0.0
A-60			
C06/C08	96	154,110	0.0
G02	14	169,136	557.1
G-32/G-3F			
G62-G6F			
S10	0	1,446	0.0
SST			
S14			
Supplier Subtotal	116	329,067	557.1

CONFIDENTIAL INFORMATION

Rhode Island Energy  
Rhode Island Energy Quarterly Report  
Open Access Customer Data by Supplier

Dec-22

Complete Billing			
	# of Customers	kWh	Demand
Supplier: ██████████			
A-16	1,246	735,774	0.0
A-60	83	33,982	0.0
C-06	216	193,639	0.0
G02	31	262,943	1,047.0
G-32/G-3F	1	27,600	190.8
G62-G6F			
S-10	0	1,501	0.0
S-5T			
S14			
Supplier Subtotal	1,577	1,255,439	1,237.8
Supplier: ██████████			
A16			
A60			
C06			
G02			
G32			
G62			
S-14			
S-5T			
S10			
Supplier Subtotal	0	0	0.0
Supplier: ██████████			
A-16			
A-60			
B32			
C-06/C-08			
E-30			
G-02			
G-32			
G6F			
T-06/T-08			
S-10			
S-14			
Supplier Subtotal	0	0	0.0
Supplier: ██████████			
A-16	5,687	2,370,093	0.0
A-60	1,028	409,639	0.0
B32			
C-06/C-08	134	36,934	0.0
E-30			
G-02			
G-32			
G6F			
T-06/T-08			
S-10	0	238	0.0
S-5T			
S-14			
Supplier Subtotal	6,849	2,816,904	0.0
Supplier: ██████████			
A-16	400	213,870	0.0
A-60	13	5,954	0.0
B32			
C-06/C-08	59	45,361	0.0
E-30			
G-02	9	45,846	170.9
G-32			
G6F			
T-06/T-08			
S-10	0	736	0.0
S-5T			
S-14			
Supplier Subtotal	481	311,567	170.9



Pass-Thru Billing			
	# of Customers	kWh	Demand
Supplier: ██████████			
A-16			
A-60	1	772	0.0
C-06			
G02			
G32/G3F			
G62-G6F			
S-10			
S-5T			
S14			
Supplier Subtotal	1	772	0.0
Supplier: ██████████			
A16	1	17	0.0
A60			
C06	19	62,095	0.0
G02	62	1,211,172	3,578.0
G32	9	906,440	2,050.9
G62			
S-14			
S-5T			
S10	0	2,386	0.0
Supplier Subtotal	91	2,182,110	5,628.9
Supplier: ██████████			
A-16			
A-60			
B32			
C-06/C-08			
E-30			
G-02			
G-32			
G6F			
T-06/T-08			
S-10			
S-14			
Supplier Subtotal	0	0	0.0
Supplier: ██████████			
A-16			
A-60	4	2,499	0.0
B32			
C-06/C-08			
E-30			
G-02			
G-32			
G6F			
T-06/T-08			
S-10			
S-5T			
S-14			
Supplier Subtotal	4	2,499	0.0
Supplier: ██████████			
A-16			
A-60	1	1,024	0.0
B32			
C-06/C-08			
E-30			
G-02			
G-32			
G6F			
T-06/T-08			
S-10			
S-5T			
S-14			
Supplier Subtotal	1	1,024	0.0

CONFIDENTIAL INFORMATION

Rhode Island Energy  
Rhode Island Energy Quarterly Report  
Open Access Customer Data by Supplier

Dec-22

Complete Billing			
	# of Customers	kWh	Demand
Supplier: [REDACTED]			
A-16			
A-60			
B32			
C-06/C-08			
E-30			
G-02			
G-32			
G6F			
T-06/T-08			
S-10			
S-5T			
S-14			
Supplier Subtotal	0	0	0.0
Supplier: [REDACTED]			
A-16	251	139,976	0.0
A-60	13	6,864	0.0
C-06/C-08	34	30,314	0.0
E-30			
G-02	2	15,152	51.2
G-32			
G6F			
T-06/T-08			
S-10	0	45	0.0
S-5T			
S-14			
Supplier Subtotal	300	192,351	51.2
Supplier: [REDACTED]			
A-16			
A-60			
C-06/C-08			
E-30			
G-02			
G-32			
G6F			
T-06/T-08			
S-10			
S-5T			
S-14			
Supplier Subtotal	0	0	0.0
Supplier: [REDACTED]			
A-16	2,693	1,090,800	0.0
A-60	806	316,962	0.0
C-06/C-08	99	52,875	0.0
E-30			
G-02	6	118,487	398.9
G-32			
G6F			
T-06/T-08			
S-10			
S-5T			
S-14			
Supplier Subtotal	3,604	1,579,124	398.9
Supplier: [REDACTED]			
A-16	1,172	706,671	0.0
A-60	99	39,856	0.0
C-06/C-08	64	103,516	0.0
E-30			
G-02	29	377,665	1,495.7
G-32	3	174,900	665.1
G6F			
T-06/T-08			
S-10	0	3,230	0.0
S-5T			
S-14			
Supplier Subtotal	1,367	1,405,838	2,160.8

Pass-Thru Billing			
	# of Customers	kWh	Demand
Supplier: [REDACTED]			
A-16			
A-60			
B32			
C-06/C-08			
E-30			
G-02			
G-32			
G6F			
T-06/T-08			
S-10			
S-5T			
S-14			
Supplier Subtotal	0	0	0.0
Supplier: [REDACTED]			
A-16			
A-60			
C-06/C-08			
E-30			
G-02			
G-32			
G6F			
T-06/T-08			
S-10			
S-5T			
S-14			
Supplier Subtotal	0	0	0.0
Supplier: [REDACTED]			
A-16			
A-60			
C-06/C-08			
E-30			
G-02			
G-32			
G6F			
T-06/T-08			
S-10			
S-5T			
S-14			
Supplier Subtotal	0	0	0.0
Supplier: [REDACTED]			
A-16			
A-60			
C-06/C-08	1	265	0.0
E-30			
G-02			
G-32			
G6F			
T-06/T-08			
S-10			
S-5T			
S-14			
Supplier Subtotal	1	265	0.0
Supplier: [REDACTED]			
A-16			
A-60			
C-06/C-08	1	4,649	0.0
E-30			
G-02			
G-32			
G6F			
T-06/T-08			
S-10			
S-5T			
S-14			
Supplier Subtotal	1	4,649	0.0

