Information Request NEER-1-1

Request:

NEER-1-1 Refer to NG-JNC-1 and NG-JNC-3. Please provide all analyses, inputs and workpapers (i.e., analyses of underlying data that are used to create a figure or table) that support each and every figure, table and associated analysis presented or relied upon in the development of the Testimony of J. Neil Copeland and *Evaluation of Long-term Economic Benefits from Proposed Incremental Energy Infrastructure into New England* dated January 2016 (the "B&V Report") in native file format as a fully functional Excel file, including but not limited to:

(a) Identification of all "transmission zones," as this term is used on page 9 of NG-JNC-3, included in the modeling analysis for the United States' Eastern Interconnection as defined by the North American Electric Reliability Corporation.

(b) For ISO-New England, the New York Independent System Operator and the PJM Interconnection, complete modeling time horizon (including 2016 and thereafter as available (pre-pipeline expansion period)) hourly electricity price forecasts and monthly on- and off peak electricity price forecasts. Please provide these price forecasts for all geographic regions for which they are available. For example, if they are available for ISO zones, such as southeastern and northeastern Massachusetts, please provide the zonal prices. In addition, if they are available for the geographic region covered by transmission and distribution utilities (e.g., National Grid subsidiaries), please provide these prices as well. Finally, if the prices reported in association with the modeling have been weighted by load (i.e., demand), please provide the loads used to weight the reported prices;

(c) For ISO-New England, the New York Independent System Operator and the PJM Interconnection, complete modeling time horizon hourly, on- and off-peak, monthly and annual non-gas fired generation unit production quantities, variable operating costs (where applicable), pollutant emissions (including CO2 where applicable), and fuel usage;

(d) For ISO-New England, the New York Independent System Operator and the PJM Interconnection, complete modeling time horizon hourly, on- and off-peak, monthly and annual natural gas fired generation unit production quantities, variable operating costs, pollutant emissions (including CO2), and fuel usage (including indication of those hours when a dual-fuel (gas/fuel-oil) unit is operated on fuel-oil);

(e) For ISO-New England, the New York Independent System Operator and the PJM Interconnection, complete modeling time horizon listing of all individual generation resources included in the analysis. For each resource please provide the generation unit modeled capacity, geographic location, fuel type(s), production profile used (if a renewable resource), and forced outage rate (where applicable). In addition, for any interruptible demand modeled as a generation resource, the modeled capacity and an explanation of how the resource is dispatched in the modeling analysis;

(f) Complete modeling time horizon monthly on and off-peak import and export volumes by transmission interface for the Hydro-Quebec and New York Independent System Operator interconnections with ISO New England and the New York Independent System Operator interconnections with the PJM Interconnection;

(g) For all geographic regions modeled, complete modeling time horizon fuel price forecasts as used by the dispatch model for all generating units that consume fuel to produce electric energy;

(h) For ISO-New England, the New York Independent System Operator and the PJM Interconnection, complete modeling time horizon hourly, monthly and annual demand quantities by zone;

(i) For ISO-New England, the New York Independent System Operator, the PJM Interconnection, and separately those states in the regional greenhouse gas initiative, CO2, NOx and SO2 annual emissions;

(j) Inputs and calculations supporting the compound annual growth rate (CAGR) between 2016-2040 of residential and commercial gas consumers;

(k) Complete modeling time horizon zonal transmission interface limits for all interfaces within independent system operators ("ISOs") and balancing authority areas ("BAAs");

(1) Complete modeling time horizon zonal transmission interface limits for all interfaces between ISOs and/or BAAs, as applicable;

(m) Complete modeling time horizon price differentials or hurdle rates (in $/MWh) used to evaluate the economics of power transfers across transmission interfaces between ISOs and/or BAAs, as applicable; and

(n) Complete modeling time horizon ISO and BAA zonal operating reserve requirements.

Response:

Data for all the figures referenced in NG-JNC-1 and NG-JNC-3 are included in Attachment NEER-1-1(j) (HIGHLY SENSTIVE CONFIDENTIAL).

For items (a) to (m), the response is limited to New England, which is the area of focus for the Black & Veatch report and described in Exhibits NG-JNC-1 and NG-JNC-3. References to requested data for additional gas or power markets that are outside of ISO-NE are not included in Exhibits NG-JNC-1 and NG-JNC-3 and are therefore not included in this response.

(a) Please find below a diagram and description of the "transmission zones" used in the analysis, with one exception. Black & Veatch combined the subareas of BHE, ME, and SME into a single transmission zone for modeling purposes. In the Black & Veatch analysis this transmission zone is named NE-ME. The diagram below is from the ISO New England 2015 Regional System Plan.

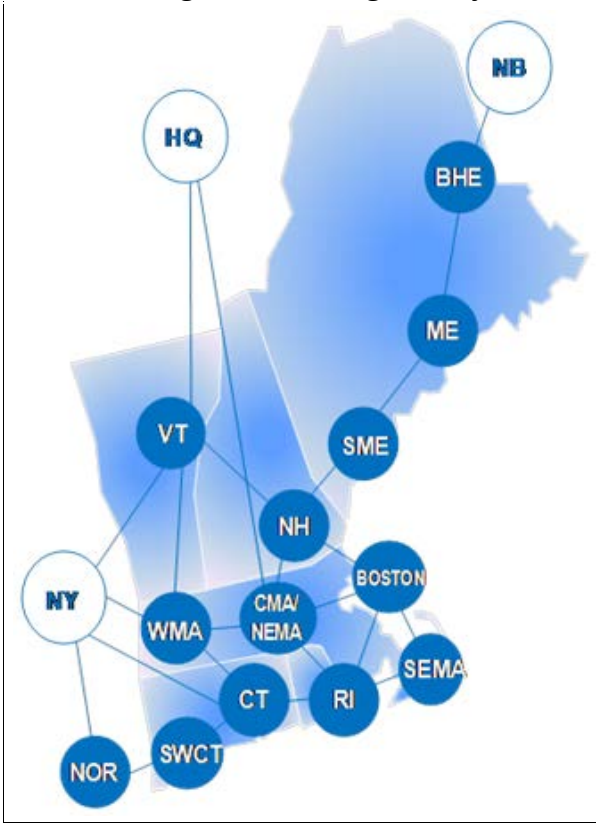

Subarea Designation	Region or State
BHE	Northeastern Maine
ME	Western and central Maine/ Saco Valley, New Hampshire
SME	Southeastern Maine
NH	Northern, eastern, and central New Hampshire/eastern Vermont and southwestern Maine
VT	Vermont/southwestern New Hampshire
BOSTON (all capitalized)	Greater Boston, including the North Shore
CMA/NEMA	Central Massachusetts/ northeastern Massachusetts
WMA	Western Massachusetts
SEMA	Southeastern Massachusetts/ Newport, Rhode Island
RI	Rhode Island/bordering Massachusetts
CT	Northern and eastern Connecticut
SWCT	Southwestern Connecticut
NOR	Norwalk/Stamford, Connecticut
NB, HQ, and NY	New Brunswick (Maritimes), Hydro-Québec, and New York external balancing authority areas

(b) Black & Veatch's analysis utilized monthly average electric prices and has provided the locational marginal prices for the relevant New England market zones for the period of 2018-2038. Please see the attached Excel spreadsheet named Attachment NEER-1-1(a) (HIGHLY SENSTIVE CONFIDENTIAL).

(c) Black & Veatch has provided the annual production quantities, variable production costs, emissions, and fuel usage by unit for non-gas units, non-wind and non-solar renewables. Annual solar and wind production quantities by transmission zone are also provided. These quantities are provided in attached Excel spreadsheet named Attachment NEER-1-1(b) (HIGHLY SENSTIVE CONFIDENTIAL)

(d) Black & Veatch has provided annual production quantities, variable production costs, emissions, and fuel usage for each gas unit in the relevant market. These quantities are provided in the attached Excel spreadsheet named Attachment NEER-1-1(c) (HIGHLY SENSTIVE CONFIDENTIAL)

(e) In Attachment NEER-1-1(d) (HIGHLY SENSTIVE CONFIDENTIAL), Black & Veatch has provide by unit, the geographic location/fuel type, nameplate capacity, and forced outage rates utilized in the analysis for the relevant market. For renewal energy sources, annual production and volumes are provided in Attachment NEER-1-1(b) (HIGHLY SENSTIVE CONFIDENTIAL). Interruptible demand is modeled as a generating resource in the analysis, and is given a much higher dispatch price than other generating units in the analysis. These generating resources are part of the dispatch stack just like any other resource in the system.

(f) Black & Veatch has provided annual interface volumes between ISO New England and surrounding ISO's in Attachment NEER-1-1(e) (HIGHLY SENSTIVE CONFIDENTIAL).

(g) Black & Veatch has provided all non-gas fuel price forecasts used in the analysis in Attachment NEER-1-1(i) (HIGHLY SENSTIVE CONFIDENTIAL). All relevant gas prices used in the analysis is in Attachment NEER-1-3(a) (HIGHLY SENSTIVE CONFIDENTIAL).

(h) Black & Veatch has provided the annual peak demand and energy for all relevant transmission zones in Attachment NEER-1-1(f).

(i) In Attachment NEER-1-1(g) (HIGHLY SENSTIVE CONFIDENTIAL), Black & Veatch has provided annual emissions for NOx, Sox, and CO_2 for the relevant units.

(j) New England residential and commercial gas demand is expected to grow at 1.12% CAGR and 1.44% CAGR, respectively over the 2016-2040 analysis period. Please see Attachment NEER-1-1(j) (HIGHLY SENSTIVE CONFIDENTIAL)

(k) Black & Veatch as provided the ISO New England internal interface limits in Attachment NEER-1-1(h).

(l) In Attachment NEER-1-1(h), Black & Veatch has provided the assumed ISO New England external interface limits.

(m) Black & Veatch assumed that tariffs between NYISO and ISO New England and between Hydro-Quebec and ISO New England are $2.5/MWh.

(n) In this analysis, Black & Veatch maintains an operating reserve requirement of 6% of the weekly peak throughout the study period.

Units: 2015 $ Base Case

Column	A	B	C	D	E	F	G	H	I	J	K	L
Line #	Date	BOSTON	CMA-NEMA	CT	NE-ME	NH	NOR	RI	SEMA	SWCT	VT	WMA
1	1/1/2018	[redacted]										
2	2/1/2018											
3	3/1/2018											
4	4/1/2018											
5	5/1/2018											
6	6/1/2018											
7	7/1/2018											
8	8/1/2018											
9	9/1/2018											
10	10/1/2018											
11	11/1/2018											
12	12/1/2018											
13	1/1/2019											
14	2/1/2019											
15	3/1/2019											
16	4/1/2019											
17	5/1/2019											
18	6/1/2019											
19	7/1/2019											
20	8/1/2019											
21	9/1/2019											
22	10/1/2019											
23	11/1/2019											
24	12/1/2019											
25	1/1/2020											

Units: 2015 $ Base Case

Column	A	B	C	D	E	F	G	H	I	J	K	L
Line #	Date	BOSTON	CMA-NEMA	CT	NE-ME	NH	NOR	RI	SEMA	SWCT	VT	WMA
26	2/1/2020	[redacted]										
27	3/1/2020											
28	4/1/2020											
29	5/1/2020											
30	6/1/2020											
31	7/1/2020											
32	8/1/2020											
33	9/1/2020											
34	10/1/2020											
35	11/1/2020											
36	12/1/2020											
37	1/1/2021											
38	2/1/2021											
39	3/1/2021											
40	4/1/2021											
41	5/1/2021											
42	6/1/2021											
43	7/1/2021											
44	8/1/2021											
45	9/1/2021											
46	10/1/2021											
47	11/1/2021											
48	12/1/2021											
49	1/1/2022											
50	2/1/2022											

Units: 2015 $ Base Case

Column	A	B	C	D	E	F	G	H	I	J	K	L
Line #	Date	BOSTON	CMA-NEMA	CT	NE-ME	NH	NOR	RI	SEMA	SWCT	VT	WMA
51	3/1/2022	[redacted]										
52	4/1/2022											
53	5/1/2022											
54	6/1/2022											
55	7/1/2022											
56	8/1/2022											
57	9/1/2022											
58	10/1/2022											
59	11/1/2022											
60	12/1/2022											
61	1/1/2023											
62	2/1/2023											
63	3/1/2023											
64	4/1/2023											
65	5/1/2023											
66	6/1/2023											
67	7/1/2023											
68	8/1/2023											
69	9/1/2023											
70	10/1/2023											
71	11/1/2023											
72	12/1/2023											
73	1/1/2024											
74	2/1/2024											
75	3/1/2024											

Units: 2015 $ Base Case

Column	A	B	C	D	E	F	G	H	I	J	K	L
Line #	Date	BOSTON	CMA-NEMA	CT	NE-ME	NH	NOR	RI	SEMA	SWCT	VT	WMA
76	4/1/2024	[redacted]										
77	5/1/2024											
78	6/1/2024											
79	7/1/2024											
80	8/1/2024											
81	9/1/2024											
82	10/1/2024											
83	11/1/2024											
84	12/1/2024											
85	1/1/2025											
86	2/1/2025											
87	3/1/2025											
88	4/1/2025											
89	5/1/2025											
90	6/1/2025											
91	7/1/2025											
92	8/1/2025											
93	9/1/2025											
94	10/1/2025											
95	11/1/2025											
96	12/1/2025											
97	1/1/2026											
98	2/1/2026											
99	3/1/2026											
100	4/1/2026											

Units: 2015 $ Base Case

Column	A	B	C	D	E	F	G	H	I	J	K	L
Line #	Date	BOSTON	CMA-NEMA	CT	NE-ME	NH	NOR	RI	SEMA	SWCT	VT	WMA
101	5/1/2026	[redacted]										
102	6/1/2026											
103	7/1/2026											
104	8/1/2026											
105	9/1/2026											
106	10/1/2026											
107	11/1/2026											
108	12/1/2026											
109	1/1/2027											
110	2/1/2027											
111	3/1/2027											
112	4/1/2027											
113	5/1/2027											
114	6/1/2027											
115	7/1/2027											
116	8/1/2027											
117	9/1/2027											
118	10/1/2027											
119	11/1/2027											
120	12/1/2027											
121	1/1/2028											
122	2/1/2028											
123	3/1/2028											
124	4/1/2028											
125	5/1/2028											

Units: 2015 $ Base Case

Column	A	B	C	D	E	F	G	H	I	J	K	L
Line #	Date	BOSTON	CMA-NEMA	CT	NE-ME	NH	NOR	RI	SEMA	SWCT	VT	WMA
126	6/1/2028	[redacted]										
127	7/1/2028											
128	8/1/2028											
129	9/1/2028											
130	10/1/2028											
131	11/1/2028											
132	12/1/2028											
133	1/1/2029											
134	2/1/2029											
135	3/1/2029											
136	4/1/2029											
137	5/1/2029											
138	6/1/2029											
139	7/1/2029											
140	8/1/2029											
141	9/1/2029											
142	10/1/2029											
143	11/1/2029											
144	12/1/2029											
145	1/1/2030											
146	2/1/2030											
147	3/1/2030											
148	4/1/2030											
149	5/1/2030											
150	6/1/2030											

Units: 2015 $ Base Case

Column	A	B	C	D	E	F	G	H	I	J	K	L
Line #	Date	BOSTON	CMA-NEMA	CT	NE-ME	NH	NOR	RI	SEMA	SWCT	VT	WMA
151	7/1/2030	[redacted]										
152	8/1/2030											
153	9/1/2030											
154	10/1/2030											
155	11/1/2030											
156	12/1/2030											
157	1/1/2031											
158	2/1/2031											
159	3/1/2031											
160	4/1/2031											
161	5/1/2031											
162	6/1/2031											
163	7/1/2031											
164	8/1/2031											
165	9/1/2031											
166	10/1/2031											
167	11/1/2031											
168	12/1/2031											
169	1/1/2032											
170	2/1/2032											
171	3/1/2032											
172	4/1/2032											
173	5/1/2032											
174	6/1/2032											
175	7/1/2032											

Units: 2015 $ Base Case

Column	A	B	C	D	E	F	G	H	I	J	K	L
Line #	Date	BOSTON	CMA-NEMA	CT	NE-ME	NH	NOR	RI	SEMA	SWCT	VT	WMA
176	8/1/2032	[redacted]										
177	9/1/2032											
178	10/1/2032											
179	11/1/2032											
180	12/1/2032											
181	1/1/2033											
182	2/1/2033											
183	3/1/2033											
184	4/1/2033											
185	5/1/2033											
186	6/1/2033											
187	7/1/2033											
188	8/1/2033											
189	9/1/2033											
190	10/1/2033											
191	11/1/2033											
192	12/1/2033											
193	1/1/2034											
194	2/1/2034											
195	3/1/2034											
196	4/1/2034											
197	5/1/2034											
198	6/1/2034											
199	7/1/2034											
200	8/1/2034											

Units: 2015 $ Base Case

Column	A	B	C	D	E	F	G	H	I	J	K	L
Line #	Date	BOSTON	CMA-NEMA	CT	NE-ME	NH	NOR	RI	SEMA	SWCT	VT	WMA
201	9/1/2034	[redacted]										
202	10/1/2034											
203	11/1/2034											
204	12/1/2034											
205	1/1/2035											
206	2/1/2035											
207	3/1/2035											
208	4/1/2035											
209	5/1/2035											
210	6/1/2035											
211	7/1/2035											
212	8/1/2035											
213	9/1/2035											
214	10/1/2035											
215	11/1/2035											
216	12/1/2035											
217	1/1/2036											
218	2/1/2036											
219	3/1/2036											
220	4/1/2036											
221	5/1/2036											
222	6/1/2036											
223	7/1/2036											
224	8/1/2036											
225	9/1/2036											

Units: 2015 $ Base Case

Column	A	B	C	D	E	F	G	H	I	J	K	L
Line #	Date	BOSTON	CMA-NEMA	CT	NE-ME	NH	NOR	RI	SEMA	SWCT	VT	WMA
226	10/1/2036	[redacted]										
227	11/1/2036											
228	12/1/2036											
229	1/1/2037											
230	2/1/2037											
231	3/1/2037											
232	4/1/2037											
233	5/1/2037											
234	6/1/2037											
235	7/1/2037											
236	8/1/2037											
237	9/1/2037											
238	10/1/2037											
239	11/1/2037											
240	12/1/2037											
241	1/1/2038											
242	2/1/2038											
243	3/1/2038											
244	4/1/2038											
245	5/1/2038											
246	6/1/2038											
247	7/1/2038											
248	8/1/2038											
249	9/1/2038											
250	10/1/2038											

Units: 2015 $ Base Case

Column	A	B	C	D	E	F	G	H	I	J	K	L
Line #	Date	BOSTON	CMA-NEMA	CT	NE-ME	NH	NOR	RI	SEMA	SWCT	VT	WMA
251	11/1/2038	[redacted]										
252	12/1/2038											

Units: 2015 $ With ANE Only

Column	A	B	C	D	E	F	G	H	I	J	K	L
Line #	Date	BOSTON	CMA-NEMA	CT	NE-ME	NH	NOR	RI	SEMA	SWCT	VT	WMA
1	1/1/2018	[redacted]										
2	2/1/2018											
3	3/1/2018											
4	4/1/2018											
5	5/1/2018											
6	6/1/2018											
7	7/1/2018											
8	8/1/2018											
9	9/1/2018											
10	10/1/2018											
11	11/1/2018											
12	12/1/2018											
13	1/1/2019											
14	2/1/2019											
15	3/1/2019											
16	4/1/2019											
17	5/1/2019											
18	6/1/2019											
19	7/1/2019											
20	8/1/2019											
21	9/1/2019											
22	10/1/2019											
23	11/1/2019											
24	12/1/2019											
25	1/1/2020											

Units: 2015 $ With ANE Only

Column	A	B	C	D	E	F	G	H	I	J	K	L
Line #	Date	BOSTON	CMA-NEMA	CT	NE-ME	NH	NOR	RI	SEMA	SWCT	VT	WMA
26	2/1/2020											
27	3/1/2020											
28	4/1/2020											
29	5/1/2020											
30	6/1/2020											
31	7/1/2020											
32	8/1/2020											
33	9/1/2020											
34	10/1/2020											
35	11/1/2020											
36	12/1/2020											
37	1/1/2021											
38	2/1/2021											
39	3/1/2021											
40	4/1/2021											
41	5/1/2021											
42	6/1/2021											
43	7/1/2021											
44	8/1/2021											
45	9/1/2021											
46	10/1/2021											
47	11/1/2021											
48	12/1/2021											
49	1/1/2022											
50	2/1/2022											

Units: 2015 $ With ANE Only

Column	A	B	C	D	E	F	G	H	I	J	K	L
Line #	Date	BOSTON	CMA-NEMA	CT	NE-ME	NH	NOR	RI	SEMA	SWCT	VT	WMA
51	3/1/2022	[redacted]										
52	4/1/2022											
53	5/1/2022											
54	6/1/2022											
55	7/1/2022											
56	8/1/2022											
57	9/1/2022											
58	10/1/2022											
59	11/1/2022											
60	12/1/2022											
61	1/1/2023											
62	2/1/2023											
63	3/1/2023											
64	4/1/2023											
65	5/1/2023											
66	6/1/2023											
67	7/1/2023											
68	8/1/2023											
69	9/1/2023											
70	10/1/2023											
71	11/1/2023											
72	12/1/2023											
73	1/1/2024											
74	2/1/2024											
75	3/1/2024											

Units: 2015 $ With ANE Only

Column	A	B	C	D	E	F	G	H	I	J	K	L
Line #	Date	BOSTON	CMA-NEMA	CT	NE-ME	NH	NOR	RI	SEMA	SWCT	VT	WMA
76	4/1/2024											
77	5/1/2024											
78	6/1/2024											
79	7/1/2024											
80	8/1/2024											
81	9/1/2024											
82	10/1/2024											
83	11/1/2024											
84	12/1/2024											
85	1/1/2025											
86	2/1/2025											
87	3/1/2025											
88	4/1/2025											
89	5/1/2025											
90	6/1/2025											
91	7/1/2025											
92	8/1/2025											
93	9/1/2025											
94	10/1/2025											
95	11/1/2025											
96	12/1/2025											
97	1/1/2026											
98	2/1/2026											
99	3/1/2026											
100	4/1/2026											

Units: 2015 $ With ANE Only

Column	A	B	C	D	E	F	G	H	I	J	K	L
Line #	Date	BOSTON	CMA-NEMA	CT	NE-ME	NH	NOR	RI	SEMA	SWCT	VT	WMA
101	5/1/2026											
102	6/1/2026											
103	7/1/2026											
104	8/1/2026											
105	9/1/2026											
106	10/1/2026											
107	11/1/2026											
108	12/1/2026											
109	1/1/2027											
110	2/1/2027											
111	3/1/2027											
112	4/1/2027											
113	5/1/2027											
114	6/1/2027											
115	7/1/2027											
116	8/1/2027											
117	9/1/2027											
118	10/1/2027											
119	11/1/2027											
120	12/1/2027											
121	1/1/2028											
122	2/1/2028											
123	3/1/2028											
124	4/1/2028											
125	5/1/2028											

Units: 2015 $ With ANE Only

Column	A	B	C	D	E	F	G	H	I	J	K	L
Line #	Date	BOSTON	CMA-NEMA	CT	NE-ME	NH	NOR	RI	SEMA	SWCT	VT	WMA
126	6/1/2028	[redacted]										
127	7/1/2028											
128	8/1/2028											
129	9/1/2028											
130	10/1/2028											
131	11/1/2028											
132	12/1/2028											
133	1/1/2029											
134	2/1/2029											
135	3/1/2029											
136	4/1/2029											
137	5/1/2029											
138	6/1/2029											
139	7/1/2029											
140	8/1/2029											
141	9/1/2029											
142	10/1/2029											
143	11/1/2029											
144	12/1/2029											
145	1/1/2030											
146	2/1/2030											
147	3/1/2030											
148	4/1/2030											
149	5/1/2030											
150	6/1/2030											

Units: 2015 $ With ANE Only

Column	A	B	C	D	E	F	G	H	I	J	K	L
Line #	Date	BOSTON	CMA-NEMA	CT	NE-ME	NH	NOR	RI	SEMA	SWCT	VT	WMA
151	7/1/2030											
152	8/1/2030											
153	9/1/2030											
154	10/1/2030											
155	11/1/2030											
156	12/1/2030											
157	1/1/2031											
158	2/1/2031											
159	3/1/2031											
160	4/1/2031											
161	5/1/2031											
162	6/1/2031											
163	7/1/2031											
164	8/1/2031											
165	9/1/2031											
166	10/1/2031											
167	11/1/2031											
168	12/1/2031											
169	1/1/2032											
170	2/1/2032											
171	3/1/2032											
172	4/1/2032											
173	5/1/2032											
174	6/1/2032											
175	7/1/2032											

Units: 2015 $ With ANE Only

Column	A	B	C	D	E	F	G	H	I	J	K	L
Line #	Date	BOSTON	CMA-NEMA	CT	NE-ME	NH	NOR	RI	SEMA	SWCT	VT	WMA
176	8/1/2032											
177	9/1/2032											
178	10/1/2032											
179	11/1/2032											
180	12/1/2032											
181	1/1/2033											
182	2/1/2033											
183	3/1/2033											
184	4/1/2033											
185	5/1/2033											
186	6/1/2033											
187	7/1/2033											
188	8/1/2033											
189	9/1/2033											
190	10/1/2033											
191	11/1/2033											
192	12/1/2033											
193	1/1/2034											
194	2/1/2034											
195	3/1/2034											
196	4/1/2034											
197	5/1/2034											
198	6/1/2034											
199	7/1/2034											
200	8/1/2034											

Units: 2015 $ With ANE Only

Column	A	B	C	D	E	F	G	H	I	J	K	L
Line #	Date	BOSTON	CMA-NEMA	CT	NE-ME	NH	NOR	RI	SEMA	SWCT	VT	WMA
201	9/1/2034											
202	10/1/2034											
203	11/1/2034											
204	12/1/2034											
205	1/1/2035											
206	2/1/2035											
207	3/1/2035											
208	4/1/2035											
209	5/1/2035											
210	6/1/2035											
211	7/1/2035											
212	8/1/2035											
213	9/1/2035											
214	10/1/2035											
215	11/1/2035											
216	12/1/2035											
217	1/1/2036											
218	2/1/2036											
219	3/1/2036											
220	4/1/2036											
221	5/1/2036											
222	6/1/2036											
223	7/1/2036											
224	8/1/2036											
225	9/1/2036											

Units: 2015 $ With ANE Only

Column	A	B	C	D	E	F	G	H	I	J	K	L
Line #	Date	BOSTON	CMA-NEMA	CT	NE-ME	NH	NOR	RI	SEMA	SWCT	VT	WMA
226	10/1/2036											
227	11/1/2036											
228	12/1/2036											
229	1/1/2037											
230	2/1/2037											
231	3/1/2037											
232	4/1/2037											
233	5/1/2037											
234	6/1/2037											
235	7/1/2037											
236	8/1/2037											
237	9/1/2037											
238	10/1/2037											
239	11/1/2037											
240	12/1/2037											
241	1/1/2038											
242	2/1/2038											
243	3/1/2038											
244	4/1/2038											
245	5/1/2038											
246	6/1/2038											
247	7/1/2038											
248	8/1/2038											
249	9/1/2038											
250	10/1/2038											

Units: 2015 $ With ANE Only

Column	A	B	C	D	E	F	G	H	I	J	K	L
Line #	Date	BOSTON	CMA-NEMA	CT	NE-ME	NH	NOR	RI	SEMA	SWCT	VT	WMA
251	11/1/2038	[redacted]										
252	12/1/2038											

Units: 2015 $ With NED Only

Column	A	B	C	D	E	F	G	H	I	J	K	L
Line #	Date	BOSTON	CMA-NEMA	CT	NE-ME	NH	NOR	RI	SEMA	SWCT	VT	WMA
1	1/1/2018	[redacted]										
2	2/1/2018											
3	3/1/2018											
4	4/1/2018											
5	5/1/2018											
6	6/1/2018											
7	7/1/2018											
8	8/1/2018											
9	9/1/2018											
10	10/1/2018											
11	11/1/2018											
12	12/1/2018											
13	1/1/2019											
14	2/1/2019											
15	3/1/2019											
16	4/1/2019											
17	5/1/2019											
18	6/1/2019											
19	7/1/2019											
20	8/1/2019											
21	9/1/2019											
22	10/1/2019											
23	11/1/2019											
24	12/1/2019											
25	1/1/2020											

Units: 2015 $ With NED Only

Column	A	B	C	D	E	F	G	H	I	J	K	L
Line #	Date	BOSTON	CMA-NEMA	CT	NE-ME	NH	NOR	RI	SEMA	SWCT	VT	WMA
26	2/1/2020	[redacted]										
27	3/1/2020											
28	4/1/2020											
29	5/1/2020											
30	6/1/2020											
31	7/1/2020											
32	8/1/2020											
33	9/1/2020											
34	10/1/2020											
35	11/1/2020											
36	12/1/2020											
37	1/1/2021											
38	2/1/2021											
39	3/1/2021											
40	4/1/2021											
41	5/1/2021											
42	6/1/2021											
43	7/1/2021											
44	8/1/2021											
45	9/1/2021											
46	10/1/2021											
47	11/1/2021											
48	12/1/2021											
49	1/1/2022											
50	2/1/2022											

Units: 2015 $ With NED Only

Column	A	B	C	D	E	F	G	H	I	J	K	L
Line #	Date	BOSTON	CMA-NEMA	CT	NE-ME	NH	NOR	RI	SEMA	SWCT	VT	WMA
51	3/1/2022	[redacted]										
52	4/1/2022											
53	5/1/2022											
54	6/1/2022											
55	7/1/2022											
56	8/1/2022											
57	9/1/2022											
58	10/1/2022											
59	11/1/2022											
60	12/1/2022											
61	1/1/2023											
62	2/1/2023											
63	3/1/2023											
64	4/1/2023											
65	5/1/2023											
66	6/1/2023											
67	7/1/2023											
68	8/1/2023											
69	9/1/2023											
70	10/1/2023											
71	11/1/2023											
72	12/1/2023											
73	1/1/2024											
74	2/1/2024											
75	3/1/2024											

Units: 2015 $ With NED Only

Column	A	B	C	D	E	F	G	H	I	J	K	L
Line #	Date	BOSTON	CMA-NEMA	CT	NE-ME	NH	NOR	RI	SEMA	SWCT	VT	WMA
76	4/1/2024	[redacted]										
77	5/1/2024											
78	6/1/2024											
79	7/1/2024											
80	8/1/2024											
81	9/1/2024											
82	10/1/2024											
83	11/1/2024											
84	12/1/2024											
85	1/1/2025											
86	2/1/2025											
87	3/1/2025											
88	4/1/2025											
89	5/1/2025											
90	6/1/2025											
91	7/1/2025											
92	8/1/2025											
93	9/1/2025											
94	10/1/2025											
95	11/1/2025											
96	12/1/2025											
97	1/1/2026											
98	2/1/2026											
99	3/1/2026											
100	4/1/2026											

Units: 2015 $ With NED Only

Column	A	B	C	D	E	F	G	H	I	J	K	L
Line #	Date	BOSTON	CMA-NEMA	CT	NE-ME	NH	NOR	RI	SEMA	SWCT	VT	WMA
101	5/1/2026											
102	6/1/2026											
103	7/1/2026											
104	8/1/2026											
105	9/1/2026											
106	10/1/2026											
107	11/1/2026											
108	12/1/2026											
109	1/1/2027											
110	2/1/2027											
111	3/1/2027											
112	4/1/2027											
113	5/1/2027											
114	6/1/2027											
115	7/1/2027											
116	8/1/2027											
117	9/1/2027											
118	10/1/2027											
119	11/1/2027											
120	12/1/2027											
121	1/1/2028											
122	2/1/2028											
123	3/1/2028											
124	4/1/2028											
125	5/1/2028											

Units: 2015 $ With NED Only

Column	A	B	C	D	E	F	G	H	I	J	K	L
Line #	Date	BOSTON	CMA-NEMA	CT	NE-ME	NH	NOR	RI	SEMA	SWCT	VT	WMA
126	6/1/2028											
127	7/1/2028											
128	8/1/2028											
129	9/1/2028											
130	10/1/2028											
131	11/1/2028											
132	12/1/2028											
133	1/1/2029											
134	2/1/2029											
135	3/1/2029											
136	4/1/2029											
137	5/1/2029											
138	6/1/2029											
139	7/1/2029											
140	8/1/2029											
141	9/1/2029											
142	10/1/2029											
143	11/1/2029											
144	12/1/2029											
145	1/1/2030											
146	2/1/2030											
147	3/1/2030											
148	4/1/2030											
149	5/1/2030											
150	6/1/2030											

Units: 2015 $ With NED Only

Column	A	B	C	D	E	F	G	H	I	J	K	L
Line #	Date	BOSTON	CMA-NEMA	CT	NE-ME	NH	NOR	RI	SEMA	SWCT	VT	WMA
151	7/1/2030	[redacted]										
152	8/1/2030											
153	9/1/2030											
154	10/1/2030											
155	11/1/2030											
156	12/1/2030											
157	1/1/2031											
158	2/1/2031											
159	3/1/2031											
160	4/1/2031											
161	5/1/2031											
162	6/1/2031											
163	7/1/2031											
164	8/1/2031											
165	9/1/2031											
166	10/1/2031											
167	11/1/2031											
168	12/1/2031											
169	1/1/2032											
170	2/1/2032											
171	3/1/2032											
172	4/1/2032											
173	5/1/2032											
174	6/1/2032											
175	7/1/2032											

Units: 2015 $ With NED Only

Column	A	B	C	D	E	F	G	H	I	J	K	L
Line #	Date	BOSTON	CMA-NEMA	CT	NE-ME	NH	NOR	RI	SEMA	SWCT	VT	WMA
176	8/1/2032											
177	9/1/2032											
178	10/1/2032											
179	11/1/2032											
180	12/1/2032											
181	1/1/2033											
182	2/1/2033											
183	3/1/2033											
184	4/1/2033											
185	5/1/2033											
186	6/1/2033											
187	7/1/2033											
188	8/1/2033											
189	9/1/2033											
190	10/1/2033											
191	11/1/2033											
192	12/1/2033											
193	1/1/2034											
194	2/1/2034											
195	3/1/2034											
196	4/1/2034											
197	5/1/2034											
198	6/1/2034											
199	7/1/2034											
200	8/1/2034											

Units: 2015 $ With NED Only

Column	A	B	C	D	E	F	G	H	I	J	K	L
Line #	Date	BOSTON	CMA-NEMA	CT	NE-ME	NH	NOR	RI	SEMA	SWCT	VT	WMA
201	9/1/2034	[redacted]										
202	10/1/2034											
203	11/1/2034											
204	12/1/2034											
205	1/1/2035											
206	2/1/2035											
207	3/1/2035											
208	4/1/2035											
209	5/1/2035											
210	6/1/2035											
211	7/1/2035											
212	8/1/2035											
213	9/1/2035											
214	10/1/2035											
215	11/1/2035											
216	12/1/2035											
217	1/1/2036											
218	2/1/2036											
219	3/1/2036											
220	4/1/2036											
221	5/1/2036											
222	6/1/2036											
223	7/1/2036											
224	8/1/2036											
225	9/1/2036											

Units: 2015 $ With NED Only

Column	A	B	C	D	E	F	G	H	I	J	K	L
Line #	Date	BOSTON	CMA-NEMA	CT	NE-ME	NH	NOR	RI	SEMA	SWCT	VT	WMA
226	10/1/2036	[redacted]										
227	11/1/2036											
228	12/1/2036											
229	1/1/2037											
230	2/1/2037											
231	3/1/2037											
232	4/1/2037											
233	5/1/2037											
234	6/1/2037											
235	7/1/2037											
236	8/1/2037											
237	9/1/2037											
238	10/1/2037											
239	11/1/2037											
240	12/1/2037											
241	1/1/2038											
242	2/1/2038											
243	3/1/2038											
244	4/1/2038											
245	5/1/2038											
246	6/1/2038											
247	7/1/2038											
248	8/1/2038											
249	9/1/2038											
250	10/1/2038											

Units: 2015 $ With NED Only

Column	A	B	C	D	E	F	G	H	I	J	K	L
Line #	Date	BOSTON	CMA-NEMA	CT	NE-ME	NH	NOR	RI	SEMA	SWCT	VT	WMA
251	11/1/2038	[redacted]										
252	12/1/2038											

Units: 2015 $ With Both ANE and NED

Column	A	B	C	D	E	F	G	H	I	J	K	L
Line #	Date	BOSTON	CMA-NEMA	CT	NE-ME	NH	NOR	RI	SEMA	SWCT	VT	WMA
1	1/1/2018											
2	2/1/2018											
3	3/1/2018											
4	4/1/2018											
5	5/1/2018											
6	6/1/2018											
7	7/1/2018											
8	8/1/2018											
9	9/1/2018											
10	10/1/2018											
11	11/1/2018											
12	12/1/2018											
13	1/1/2019											
14	2/1/2019											
15	3/1/2019											
16	4/1/2019											
17	5/1/2019											
18	6/1/2019											
19	7/1/2019											
20	8/1/2019											
21	9/1/2019											
22	10/1/2019											
23	11/1/2019											
24	12/1/2019											
25	1/1/2020											

Units: 2015 $ With Both ANE and NED

Column	A	B	C	D	E	F	G	H	I	J	K	L
Line #	Date	BOSTON	CMA-NEMA	CT	NE-ME	NH	NOR	RI	SEMA	SWCT	VT	WMA
26	2/1/2020	[redacted]										
27	3/1/2020											
28	4/1/2020											
29	5/1/2020											
30	6/1/2020											
31	7/1/2020											
32	8/1/2020											
33	9/1/2020											
34	10/1/2020											
35	11/1/2020											
36	12/1/2020											
37	1/1/2021											
38	2/1/2021											
39	3/1/2021											
40	4/1/2021											
41	5/1/2021											
42	6/1/2021											
43	7/1/2021											
44	8/1/2021											
45	9/1/2021											
46	10/1/2021											
47	11/1/2021											
48	12/1/2021											
49	1/1/2022											
50	2/1/2022											

Units: 2015 $ With Both ANE and NED

Column	A	B	C	D	E	F	G	H	I	J	K	L
Line #	Date	BOSTON	CMA-NEMA	CT	NE-ME	NH	NOR	RI	SEMA	SWCT	VT	WMA
51	3/1/2022	[redacted]										
52	4/1/2022											
53	5/1/2022											
54	6/1/2022											
55	7/1/2022											
56	8/1/2022											
57	9/1/2022											
58	10/1/2022											
59	11/1/2022											
60	12/1/2022											
61	1/1/2023											
62	2/1/2023											
63	3/1/2023											
64	4/1/2023											
65	5/1/2023											
66	6/1/2023											
67	7/1/2023											
68	8/1/2023											
69	9/1/2023											
70	10/1/2023											
71	11/1/2023											
72	12/1/2023											
73	1/1/2024											
74	2/1/2024											
75	3/1/2024											

Units: 2015 $ With Both ANE and NED

Column	A	B	C	D	E	F	G	H	I	J	K	L
Line #	Date	BOSTON	CMA-NEMA	CT	NE-ME	NH	NOR	RI	SEMA	SWCT	VT	WMA
76	4/1/2024											
77	5/1/2024											
78	6/1/2024											
79	7/1/2024											
80	8/1/2024											
81	9/1/2024											
82	10/1/2024											
83	11/1/2024											
84	12/1/2024											
85	1/1/2025											
86	2/1/2025											
87	3/1/2025											
88	4/1/2025											
89	5/1/2025											
90	6/1/2025											
91	7/1/2025											
92	8/1/2025											
93	9/1/2025											
94	10/1/2025											
95	11/1/2025											
96	12/1/2025											
97	1/1/2026											
98	2/1/2026											
99	3/1/2026											
100	4/1/2026											

Units: 2015 $ With Both ANE and NED

Column	A	B	C	D	E	F	G	H	I	J	K	L
Line #	Date	BOSTON	CMA-NEMA	CT	NE-ME	NH	NOR	RI	SEMA	SWCT	VT	WMA
101	5/1/2026	[redacted]										
102	6/1/2026											
103	7/1/2026											
104	8/1/2026											
105	9/1/2026											
106	10/1/2026											
107	11/1/2026											
108	12/1/2026											
109	1/1/2027											
110	2/1/2027											
111	3/1/2027											
112	4/1/2027											
113	5/1/2027											
114	6/1/2027											
115	7/1/2027											
116	8/1/2027											
117	9/1/2027											
118	10/1/2027											
119	11/1/2027											
120	12/1/2027											
121	1/1/2028											
122	2/1/2028											
123	3/1/2028											
124	4/1/2028											
125	5/1/2028											

Units: 2015 $ With Both ANE and NED

Column	A	B	C	D	E	F	G	H	I	J	K	L
Line #	Date	BOSTON	CMA-NEMA	CT	NE-ME	NH	NOR	RI	SEMA	SWCT	VT	WMA
126	6/1/2028											
127	7/1/2028											
128	8/1/2028											
129	9/1/2028											
130	10/1/2028											
131	11/1/2028											
132	12/1/2028											
133	1/1/2029											
134	2/1/2029											
135	3/1/2029											
136	4/1/2029											
137	5/1/2029											
138	6/1/2029											
139	7/1/2029											
140	8/1/2029											
141	9/1/2029											
142	10/1/2029											
143	11/1/2029											
144	12/1/2029											
145	1/1/2030											
146	2/1/2030											
147	3/1/2030											
148	4/1/2030											
149	5/1/2030											
150	6/1/2030											

Units: 2015 $ With Both ANE and NED

Column	A	B	C	D	E	F	G	H	I	J	K	L
Line #	Date	BOSTON	CMA-NEMA	CT	NE-ME	NH	NOR	RI	SEMA	SWCT	VT	WMA
151	7/1/2030	[redacted]										
152	8/1/2030											
153	9/1/2030											
154	10/1/2030											
155	11/1/2030											
156	12/1/2030											
157	1/1/2031											
158	2/1/2031											
159	3/1/2031											
160	4/1/2031											
161	5/1/2031											
162	6/1/2031											
163	7/1/2031											
164	8/1/2031											
165	9/1/2031											
166	10/1/2031											
167	11/1/2031											
168	12/1/2031											
169	1/1/2032											
170	2/1/2032											
171	3/1/2032											
172	4/1/2032											
173	5/1/2032											
174	6/1/2032											
175	7/1/2032											

Units: 2015 $ With Both ANE and NED

Column	A	B	C	D	E	F	G	H	I	J	K	L
Line #	Date	BOSTON	CMA-NEMA	CT	NE-ME	NH	NOR	RI	SEMA	SWCT	VT	WMA
176	8/1/2032	[redacted]										
177	9/1/2032											
178	10/1/2032											
179	11/1/2032											
180	12/1/2032											
181	1/1/2033											
182	2/1/2033											
183	3/1/2033											
184	4/1/2033											
185	5/1/2033											
186	6/1/2033											
187	7/1/2033											
188	8/1/2033											
189	9/1/2033											
190	10/1/2033											
191	11/1/2033											
192	12/1/2033											
193	1/1/2034											
194	2/1/2034											
195	3/1/2034											
196	4/1/2034											
197	5/1/2034											
198	6/1/2034											
199	7/1/2034											
200	8/1/2034											

Units: 2015 $ With Both ANE and NED

Column	A	B	C	D	E	F	G	H	I	J	K	L
Line #	Date	BOSTON	CMA-NEMA	CT	NE-ME	NH	NOR	RI	SEMA	SWCT	VT	WMA
201	9/1/2034	[redacted]										
202	10/1/2034											
203	11/1/2034											
204	12/1/2034											
205	1/1/2035											
206	2/1/2035											
207	3/1/2035											
208	4/1/2035											
209	5/1/2035											
210	6/1/2035											
211	7/1/2035											
212	8/1/2035											
213	9/1/2035											
214	10/1/2035											
215	11/1/2035											
216	12/1/2035											
217	1/1/2036											
218	2/1/2036											
219	3/1/2036											
220	4/1/2036											
221	5/1/2036											
222	6/1/2036											
223	7/1/2036											
224	8/1/2036											
225	9/1/2036											

Units: 2015 $ With Both ANE and NED

Column	A	B	C	D	E	F	G	H	I	J	K	L
Line #	Date	BOSTON	CMA-NEMA	CT	NE-ME	NH	NOR	RI	SEMA	SWCT	VT	WMA
226	10/1/2036	[redacted]										
227	11/1/2036											
228	12/1/2036											
229	1/1/2037											
230	2/1/2037											
231	3/1/2037											
232	4/1/2037											
233	5/1/2037											
234	6/1/2037											
235	7/1/2037											
236	8/1/2037											
237	9/1/2037											
238	10/1/2037											
239	11/1/2037											
240	12/1/2037											
241	1/1/2038											
242	2/1/2038											
243	3/1/2038											
244	4/1/2038											
245	5/1/2038											
246	6/1/2038											
247	7/1/2038											
248	8/1/2038											
249	9/1/2038											
250	10/1/2038											

Units: 2015 $ With Both ANE and NED

Column	A	B	C	D	E	F	G	H	I	J	K	L
Line #	Date	BOSTON	CMA-NEMA	CT	NE-ME	NH	NOR	RI	SEMA	SWCT	VT	WMA
251	11/1/2038	[redacted]										
252	12/1/2038											

Column	A	B	C	D	E
Line #	**RunId**	**UnitCategory**	**UnitDescription**	**Year**	**UnitGeneration: : (MWH)**
1	[redacted]				
2					
3					
4					
5					
6					
7					
8					
9					
10					
11					
12					
13					
14					
15					
16					
17					
18					
19					
20					
21					
22					
23					
24					
25					
26					
27					
28					

Column	A	B	C	D	E
Line #	**RunId**	**UnitCategory**	**UnitDescription**	**Year**	**UnitGeneration: : (MWH)**
29	[redacted]				
30					
31					
32					
33					
34					
35					
36					
37					
38					
39					
40					
41					
42					
43					
44					
45					
46					
47					
48					
49					
50					
51					
52					
53					
54					
55					
56					

Column	A	B	C	D	E
Line #	**RunId**	**UnitCategory**	**UnitDescription**	**Year**	**UnitGeneration: : (MWH)**
57	[redacted]				
58					
59					
60					
61					
62					
63					
64					
65					
66					
67					
68					
69					
70					
71					
72					
73					
74					
75					
76					
77					
78					
79					
80					
81					
82					
83					
84					

Column	A	B	C	D	E
Line #	**RunId**	**UnitCategory**	**UnitDescription**	**Year**	**UnitGeneration: : (MWH)**
85	[redacted]				
86					
87					
88					
89					
90					
91					
92					
93					
94					
95					
96					
97					
98					
99					
100					
101					
102					
103					
104					
105					
106					
107					
108					
109					
110					
111					
112					

Column	A	B	C	D	E
Line #	**RunId**	**UnitCategory**	**UnitDescription**	**Year**	**UnitGeneration: : (MWH)**
113	[redacted]				
114					
115					
116					
117					
118					
119					
120					
121					
122					
123					
124					
125					
126					
127					
128					
129					
130					
131					
132					
133					
134					
135					
136					
137					
138					
139					
140					

Column	A	B	C	D	E
Line #	**RunId**	**UnitCategory**	**UnitDescription**	**Year**	**UnitGeneration: : (MWH)**
141	[redacted]				
142					
143					
144					
145					
146					
147					
148					
149					
150					
151					
152					
153					
154					
155					
156					
157					
158					
159					
160					
161					
162					
163					
164					
165					
166					
167					
168					

Column	A	B	C	D	E
Line #	**RunId**	**UnitCategory**	**UnitDescription**	**Year**	**UnitGeneration: : (MWH)**
169	[redacted]				
170					
171					
172					
173					
174					
175					
176					
177					
178					
179					
180					
181					
182					
183					
184					
185					
186					
187					
188					
189					
190					
191					
192					
193					
194					
195					
196					

Column	A	B	C	D	E
Line #	**RunId**	**UnitCategory**	**UnitDescription**	**Year**	**UnitGeneration: : (MWH)**
197	[redacted]				
198					
199					
200					
201					
202					
203					
204					
205					
206					
207					
208					
209					
210					
211					
212					
213					
214					
215					
216					
217					
218					
219					
220					
221					
222					
223					
224					

Column	A	B	C	D	E
Line #	**RunId**	**UnitCategory**	**UnitDescription**	**Year**	**UnitGeneration: : (MWH)**
225	[redacted]				
226					
227					
228					
229					
230					
231					
232					
233					
234					
235					
236					
237					
238					
239					
240					
241					
242					
243					
244					
245					
246					
247					
248					
249					
250					
251					
252					

Column	A	B	C	D	E
Line #	**RunId**	**UnitCategory**	**UnitDescription**	**Year**	**UnitGeneration: : (MWH)**
253	[redacted]				
254					
255					
256					
257					
258					
259					
260					
261					
262					
263					
264					
265					
266					
267					
268					
269					
270					
271					
272					
273					
274					
275					
276					
277					
278					
279					
280					

Column	A	B	C	D	E
Line #	**RunId**	**UnitCategory**	**UnitDescription**	**Year**	**UnitGeneration: : (MWH)**
281	[redacted]				
282					
283					
284					
285					
286					
287					
288					
289					
290					
291					
292					
293					
294					
295					
296					
297					
298					
299					
300					
301					
302					
303					
304					
305					
306					
307					
308					

Column	A	B	C	D	E
Line #	**RunId**	**UnitCategory**	**UnitDescription**	**Year**	**UnitGeneration: : (MWH)**
309	[redacted]				
310					
311					
312					
313					
314					
315					
316					
317					
318					
319					
320					
321					
322					
323					
324					
325					
326					
327					
328					
329					
330					
331					
332					
333					
334					
335					
336					

Column	A	B	C	D	E
Line #	**RunId**	**UnitCategory**	**UnitDescription**	**Year**	**UnitGeneration: : (MWH)**
337	[redacted]				
338					
339					
340					
341					
342					
343					
344					
345					
346					
347					
348					
349					
350					
351					
352					
353					
354					
355					
356					
357					
358					
359					
360					
361					
362					
363					
364					

Column	A	B	C	D	E
Line #	**RunId**	**UnitCategory**	**UnitDescription**	**Year**	**UnitGeneration: : (MWH)**
365	[redacted]				
366					
367					
368					
369					
370					
371					
372					
373					
374					
375					
376					
377					
378					
379					
380					
381					
382					
383					
384					
385					
386					
387					
388					
389					
390					
391					
392					

Column	A	B	C	D	E
Line #	**RunId**	**UnitCategory**	**UnitDescription**	**Year**	**UnitGeneration: : (MWH)**
393	[redacted]				
394					
395					
396					
397					
398					
399					
400					
401					
402					
403					
404					
405					
406					
407					
408					
409					
410					
411					
412					
413					
414					
415					
416					
417					
418					
419					
420					

Column	A	B	C	D	E
Line #	**RunId**	**UnitCategory**	**UnitDescription**	**Year**	**UnitGeneration: : (MWH)**
421	[redacted]				
422					
423					
424					
425					
426					
427					
428					
429					
430					
431					
432					
433					
434					
435					
436					
437					
438					
439					
440					
441					
442					
443					
444					
445					
446					
447					
448					

Column	A	B	C	D	E
Line #	**RunId**	**UnitCategory**	**UnitDescription**	**Year**	**UnitGeneration: : (MWH)**
449	[redacted]				
450					
451					
452					
453					
454					
455					
456					
457					
458					
459					
460					
461					
462					
463					
464					
465					
466					
467					
468					
469					
470					
471					
472					
473					
474					
475					
476					

Column	A	B	C	D	E
Line #	**RunId**	**UnitCategory**	**UnitDescription**	**Year**	**UnitGeneration: : (MWH)**
477	[redacted]				
478					
479					
480					
481					
482					
483					
484					
485					
486					
487					
488					
489					
490					
491					
492					
493					
494					
495					
496					
497					
498					
499					
500					
501					
502					
503					
504					

Column	A	B	C	D	E
Line #	**RunId**	**UnitCategory**	**UnitDescription**	**Year**	**UnitGeneration: : (MWH)**
505	[redacted]				
506					
507					
508					
509					
510					
511					
512					
513					
514					
515					
516					
517					
518					
519					
520					
521					
522					
523					
524					
525					
526					
527					
528					
529					
530					
531					
532					

Column	A	B	C	D	E
Line #	**RunId**	**UnitCategory**	**UnitDescription**	**Year**	**UnitGeneration: : (MWH)**
533	[redacted]				
534					
535					
536					
537					
538					
539					
540					
541					
542					
543					
544					
545					
546					
547					
548					
549					
550					
551					
552					
553					
554					
555					
556					
557					
558					
559					
560					

Column	A	B	C	D	E
Line #	**RunId**	**UnitCategory**	**UnitDescription**	**Year**	**UnitGeneration: : (MWH)**
561	[redacted]				
562					
563					
564					
565					
566					
567					
568					
569					
570					
571					
572					
573					
574					
575					
576					
577					
578					
579					
580					
581					
582					
583					
584					
585					
586					
587					
588					

Column	A	B	C	D	E
Line #	**RunId**	**UnitCategory**	**UnitDescription**	**Year**	**UnitGeneration: : (MWH)**
589	[redacted]				
590					
591					
592					
593					
594					
595					
596					
597					
598					
599					
600					
601					
602					
603					
604					
605					
606					
607					
608					
609					
610					
611					
612					
613					
614					
615					
616					

Column	A	B	C	D	E
Line #	**RunId**	**UnitCategory**	**UnitDescription**	**Year**	**UnitGeneration: : (MWH)**
617	[redacted]				
618					
619					
620					
621					
622					
623					
624					
625					
626					
627					
628					
629					
630					
631					
632					
633					
634					
635					
636					
637					
638					
639					
640					
641					
642					
643					
644					

Column	A	B	C	D	E
Line #	**RunId**	**UnitCategory**	**UnitDescription**	**Year**	**UnitGeneration: : (MWH)**
645	[redacted]				
646					
647					
648					
649					
650					
651					
652					
653					
654					
655					
656					
657					
658					
659					
660					
661					
662					
663					
664					
665					
666					
667					
668					
669					
670					
671					
672					

Column	A	B	C	D	E
Line #	**RunId**	**UnitCategory**	**UnitDescription**	**Year**	**UnitGeneration: : (MWH)**
673	[redacted]				
674					
675					
676					
677					
678					
679					
680					
681					
682					
683					
684					
685					
686					
687					
688					
689					
690					
691					
692					
693					
694					
695					
696					
697					
698					
699					
700					

Column	A	B	C	D	E
Line #	**RunId**	**UnitCategory**	**UnitDescription**	**Year**	**UnitGeneration: : (MWH)**
701	[redacted]				
702					
703					
704					
705					
706					
707					
708					
709					
710					
711					
712					
713					
714					
715					
716					
717					
718					
719					
720					
721					
722					
723					
724					
725					
726					
727					
728					

Column	A	B	C	D	E
Line #	**RunId**	**UnitCategory**	**UnitDescription**	**Year**	**UnitGeneration: : (MWH)**
729	[redacted]				
730					
731					
732					
733					
734					
735					
736					
737					
738					
739					
740					
741					
742					
743					
744					
745					
746					
747					
748					
749					
750					
751					
752					
753					
754					
755					
756					

Column	A	B	C	D	E
Line #	**RunId**	**UnitCategory**	**UnitDescription**	**Year**	**UnitGeneration: : (MWH)**
757	[redacted]				
758					
759					
760					
761					
762					
763					
764					
765					
766					
767					
768					
769					
770					
771					
772					
773					
774					
775					
776					
777					
778					
779					
780					
781					
782					
783					
784					

Column	A	B	C	D	E
Line #	**RunId**	**UnitCategory**	**UnitDescription**	**Year**	**UnitGeneration: : (MWH)**
785	[redacted]				
786					
787					
788					
789					
790					
791					
792					
793					
794					
795					
796					
797					
798					
799					
800					
801					
802					
803					
804					
805					
806					
807					
808					
809					
810					
811					
812					

Column	A	B	C	D	E
Line #	**RunId**	**UnitCategory**	**UnitDescription**	**Year**	**UnitGeneration: : (MWH)**
813	[redacted]				
814					
815					
816					
817					
818					
819					
820					
821					
822					
823					
824					
825					
826					
827					
828					
829					
830					
831					
832					
833					
834					
835					
836					
837					
838					
839					
840					

Column	A	B	C	D	E
Line #	**RunId**	**UnitCategory**	**UnitDescription**	**Year**	**UnitGeneration: : (MWH)**
841	[redacted]				
842					
843					
844					
845					
846					
847					
848					
849					
850					
851					
852					
853					
854					
855					
856					
857					
858					
859					
860					
861					
862					
863					
864					
865					
866					
867					
868					

Column	A	B	C	D	E
Line #	**RunId**	**UnitCategory**	**UnitDescription**	**Year**	**UnitGeneration: : (MWH)**
869	[redacted]				
870					
871					
872					
873					
874					
875					
876					
877					
878					
879					
880					
881					
882					
883					
884					
885					
886					
887					
888					
889					
890					
891					
892					
893					
894					
895					
896					

Column	A	B	C	D	E
Line #	**RunId**	**UnitCategory**	**UnitDescription**	**Year**	**UnitGeneration: : (MWH)**
897	[redacted]				
898					
899					
900					
901					
902					
903					
904					
905					
906					
907					
908					
909					
910					
911					
912					
913					
914					
915					
916					
917					
918					
919					
920					
921					
922					
923					
924					

Column	A	B	C	D	E
Line #	**RunId**	**UnitCategory**	**UnitDescription**	**Year**	**UnitGeneration: : (MWH)**
925	[redacted]				
926					
927					
928					
929					
930					
931					
932					
933					
934					
935					
936					
937					
938					
939					
940					
941					
942					
943					
944					
945					
946					
947					
948					
949					
950					
951					
952					

Column	A	B	C	D	E
Line #	**RunId**	**UnitCategory**	**UnitDescription**	**Year**	**UnitGeneration: : (MWH)**
953	[redacted]				
954					
955					
956					
957					
958					
959					
960					
961					
962					
963					
964					
965					
966					
967					
968					
969					
970					
971					
972					
973					
974					
975					
976					
977					
978					
979					
980					

Column	A	B	C	D	E
Line #	**RunId**	**UnitCategory**	**UnitDescription**	**Year**	**UnitGeneration: : (MWH)**
981	[redacted]				
982					
983					
984					
985					
986					
987					
988					
989					
990					
991					
992					
993					
994					
995					
996					
997					
998					
999					
1000					
1001					
1002					
1003					
1004					
1005					
1006					
1007					
1008					

Column	A	B	C	D	E
Line #	**RunId**	**UnitCategory**	**UnitDescription**	**Year**	**UnitGeneration: : (MWH)**
1009	[redacted]				
1010					
1011					
1012					
1013					
1014					
1015					
1016					
1017					
1018					
1019					
1020					
1021					
1022					
1023					
1024					
1025					
1026					
1027					
1028					
1029					
1030					
1031					
1032					
1033					
1034					
1035					
1036					

Column	A	B	C	D	E
Line #	**RunId**	**UnitCategory**	**UnitDescription**	**Year**	**UnitGeneration: : (MWH)**
1037	[redacted]				
1038					
1039					
1040					
1041					
1042					
1043					
1044					
1045					
1046					
1047					
1048					
1049					
1050					
1051					
1052					
1053					
1054					
1055					
1056					
1057					
1058					
1059					
1060					
1061					
1062					
1063					
1064					

Column	A	B	C	D	E
Line #	**RunId**	**UnitCategory**	**UnitDescription**	**Year**	**UnitGeneration: : (MWH)**
1065	[redacted]				
1066					
1067					
1068					
1069					
1070					
1071					
1072					
1073					
1074					
1075					
1076					
1077					
1078					
1079					
1080					
1081					
1082					
1083					
1084					
1085					
1086					
1087					
1088					
1089					
1090					
1091					
1092					

Column	A	B	C	D	E
Line #	**RunId**	**UnitCategory**	**UnitDescription**	**Year**	**UnitGeneration: : (MWH)**
1093	[redacted]				
1094					
1095					
1096					
1097					
1098					
1099					
1100					
1101					
1102					
1103					
1104					
1105					
1106					
1107					
1108					
1109					
1110					
1111					
1112					
1113					
1114					
1115					
1116					
1117					
1118					
1119					
1120					

Column	A	B	C	D	E
Line #	**RunId**	**UnitCategory**	**UnitDescription**	**Year**	**UnitGeneration: : (MWH)**
1121	[redacted]				
1122					
1123					
1124					
1125					
1126					
1127					
1128					
1129					
1130					
1131					
1132					
1133					
1134					
1135					
1136					
1137					
1138					
1139					
1140					
1141					
1142					
1143					
1144					
1145					
1146					
1147					
1148					

Column	A	B	C	D	E
Line #	**RunId**	**UnitCategory**	**UnitDescription**	**Year**	**UnitGeneration: : (MWH)**
1149	[redacted]				
1150					
1151					
1152					
1153					
1154					
1155					
1156					
1157					
1158					
1159					
1160					
1161					
1162					
1163					
1164					
1165					
1166					
1167					
1168					
1169					
1170					
1171					
1172					
1173					
1174					
1175					
1176					

Column	A	B	C	D	E
Line #	**RunId**	**UnitCategory**	**UnitDescription**	**Year**	**UnitGeneration: : (MWH)**
1177	[redacted]				
1178					
1179					
1180					
1181					
1182					
1183					
1184					
1185					
1186					
1187					
1188					
1189					
1190					
1191					
1192					
1193					
1194					
1195					
1196					
1197					
1198					
1199					
1200					
1201					
1202					
1203					
1204					

Column	A	B	C	D	E
Line #	**RunId**	**UnitCategory**	**UnitDescription**	**Year**	**UnitGeneration: : (MWH)**
1205	[redacted]				
1206					
1207					
1208					
1209					
1210					
1211					
1212					
1213					
1214					
1215					
1216					
1217					
1218					
1219					
1220					
1221					
1222					
1223					
1224					
1225					
1226					
1227					
1228					
1229					
1230					
1231					
1232					

Column	A	B	C	D	E
Line #	**RunId**	**UnitCategory**	**UnitDescription**	**Year**	**UnitGeneration: : (MWH)**
1233	[redacted]				
1234					
1235					
1236					
1237					
1238					
1239					
1240					
1241					
1242					
1243					
1244					
1245					
1246					
1247					
1248					
1249					
1250					
1251					
1252					
1253					
1254					
1255					
1256					
1257					
1258					
1259					
1260					

Column	A	B	C	D	E
Line #	**RunId**	**UnitCategory**	**UnitDescription**	**Year**	**UnitGeneration: : (MWH)**
1261	[redacted]				
1262					
1263					
1264					
1265					
1266					
1267					
1268					
1269					
1270					
1271					
1272					
1273					
1274					
1275					
1276					
1277					
1278					
1279					
1280					
1281					
1282					
1283					
1284					
1285					
1286					
1287					
1288					

Column	A	B	C	D	E
Line #	**RunId**	**UnitCategory**	**UnitDescription**	**Year**	**UnitGeneration: : (MWH)**
1289	[redacted]				
1290					
1291					
1292					
1293					
1294					
1295					
1296					
1297					
1298					
1299					
1300					
1301					
1302					
1303					
1304					
1305					
1306					
1307					
1308					
1309					
1310					
1311					
1312					
1313					
1314					
1315					
1316					

Column	A	B	C	D	E
Line #	**RunId**	**UnitCategory**	**UnitDescription**	**Year**	**UnitGeneration: : (MWH)**
1317	[redacted]				
1318					
1319					
1320					
1321					
1322					
1323					
1324					
1325					
1326					
1327					
1328					
1329					
1330					
1331					
1332					
1333					
1334					
1335					
1336					
1337					
1338					
1339					
1340					
1341					
1342					
1343					
1344					

Column	A	B	C	D	E
Line #	**RunId**	**UnitCategory**	**UnitDescription**	**Year**	**UnitGeneration: : (MWH)**
1345	[redacted]				
1346					
1347					
1348					
1349					
1350					
1351					
1352					
1353					
1354					
1355					
1356					
1357					
1358					
1359					
1360					
1361					
1362					
1363					
1364					
1365					
1366					
1367					
1368					
1369					
1370					
1371					
1372					

Column	A	B	C	D	E
Line #	**RunId**	**UnitCategory**	**UnitDescription**	**Year**	**UnitGeneration: : (MWH)**
1373	[redacted]				
1374					
1375					
1376					
1377					
1378					
1379					
1380					
1381					
1382					
1383					
1384					
1385					
1386					
1387					
1388					
1389					
1390					
1391					
1392					
1393					
1394					
1395					
1396					
1397					
1398					
1399					
1400					

Column	A	B	C	D	E
Line #	**RunId**	**UnitCategory**	**UnitDescription**	**Year**	**UnitGeneration: : (MWH)**
1401	[redacted]				
1402					
1403					
1404					
1405					
1406					
1407					
1408					
1409					
1410					
1411					
1412					
1413					
1414					
1415					
1416					
1417					
1418					
1419					
1420					
1421					
1422					
1423					
1424					
1425					
1426					
1427					
1428					

Column	A	B	C	D	E
Line #	**RunId**	**UnitCategory**	**UnitDescription**	**Year**	**UnitGeneration: : (MWH)**
1429	[redacted]				
1430					
1431					
1432					
1433					
1434					
1435					
1436					
1437					
1438					
1439					
1440					
1441					
1442					
1443					
1444					
1445					
1446					
1447					
1448					
1449					
1450					
1451					
1452					
1453					
1454					
1455					
1456					

Column	A	B	C	D	E
Line #	**RunId**	**UnitCategory**	**UnitDescription**	**Year**	**UnitGeneration: : (MWH)**
1457	[redacted]				
1458					
1459					
1460					
1461					
1462					
1463					
1464					
1465					
1466					
1467					
1468					
1469					
1470					
1471					
1472					
1473					
1474					
1475					
1476					
1477					
1478					
1479					
1480					
1481					
1482					
1483					
1484					

Column	A	B	C	D	E
Line #	**RunId**	**UnitCategory**	**UnitDescription**	**Year**	**UnitGeneration: : (MWH)**
1485	[redacted]				
1486					
1487					
1488					
1489					
1490					
1491					
1492					
1493					
1494					
1495					
1496					
1497					
1498					
1499					
1500					
1501					
1502					
1503					
1504					
1505					
1506					
1507					
1508					
1509					
1510					
1511					
1512					

Column	A	B	C	D	E
Line #	**RunId**	**UnitCategory**	**UnitDescription**	**Year**	**UnitGeneration: : (MWH)**
1513	[redacted]				
1514					
1515					
1516					
1517					
1518					
1519					
1520					
1521					
1522					
1523					
1524					
1525					
1526					
1527					
1528					
1529					
1530					
1531					
1532					
1533					
1534					
1535					
1536					
1537					
1538					
1539					
1540					

Column	A	B	C	D	E
Line #	**RunId**	**UnitCategory**	**UnitDescription**	**Year**	**UnitGeneration: : (MWH)**
1541	[redacted]				
1542					
1543					
1544					
1545					
1546					
1547					
1548					
1549					
1550					
1551					
1552					
1553					
1554					
1555					
1556					
1557					
1558					
1559					
1560					
1561					
1562					
1563					
1564					
1565					
1566					
1567					
1568					

Column	A	B	C	D	E
Line #	**RunId**	**UnitCategory**	**UnitDescription**	**Year**	**UnitGeneration: : (MWH)**
1569	[redacted]				
1570					
1571					
1572					
1573					
1574					
1575					
1576					
1577					
1578					
1579					
1580					
1581					
1582					
1583					
1584					
1585					
1586					
1587					
1588					
1589					
1590					
1591					
1592					
1593					
1594					
1595					
1596					

Column	A	B	C	D	E
Line #	**RunId**	**UnitCategory**	**UnitDescription**	**Year**	**UnitGeneration: : (MWH)**
1597	[redacted]				
1598					
1599					
1600					
1601					
1602					
1603					
1604					
1605					
1606					
1607					
1608					
1609					
1610					
1611					
1612					
1613					
1614					
1615					
1616					
1617					
1618					
1619					
1620					
1621					
1622					
1623					
1624					

Column	A	B	C	D	E
Line #	**RunId**	**UnitCategory**	**UnitDescription**	**Year**	**UnitGeneration: : (MWH)**
1625	[redacted]				
1626					
1627					
1628					
1629					
1630					
1631					
1632					
1633					
1634					
1635					
1636					
1637					
1638					
1639					
1640					
1641					
1642					
1643					
1644					
1645					
1646					
1647					
1648					
1649					
1650					
1651					
1652					

Column	A	B	C	D	E
Line #	**RunId**	**UnitCategory**	**UnitDescription**	**Year**	**UnitGeneration: : (MWH)**
1653	[redacted]				
1654					
1655					
1656					
1657					
1658					
1659					
1660					
1661					
1662					
1663					
1664					
1665					
1666					
1667					
1668					
1669					
1670					
1671					
1672					
1673					
1674					
1675					
1676					
1677					
1678					
1679					
1680					

Column	A	B	C	D	E
Line #	**RunId**	**UnitCategory**	**UnitDescription**	**Year**	**UnitGeneration: : (MWH)**
1681	[redacted]				
1682					
1683					
1684					
1685					
1686					
1687					
1688					
1689					
1690					
1691					
1692					
1693					
1694					
1695					
1696					
1697					
1698					
1699					
1700					
1701					
1702					
1703					
1704					
1705					
1706					
1707					
1708					

Column	A	B	C	D	E
Line #	**RunId**	**UnitCategory**	**UnitDescription**	**Year**	**UnitGeneration: : (MWH)**
1709	[redacted]				
1710					
1711					
1712					
1713					
1714					
1715					
1716					
1717					
1718					
1719					
1720					
1721					
1722					
1723					
1724					
1725					
1726					
1727					
1728					
1729					
1730					
1731					
1732					
1733					
1734					
1735					
1736					

Column	A	B	C	D	E
Line #	**RunId**	**UnitCategory**	**UnitDescription**	**Year**	**UnitGeneration: : (MWH)**
1737	[redacted]				
1738					
1739					
1740					
1741					
1742					
1743					
1744					
1745					
1746					
1747					
1748					
1749					
1750					
1751					
1752					
1753					
1754					
1755					
1756					
1757					
1758					
1759					
1760					
1761					
1762					
1763					
1764					

Column	A	B	C	D	E
Line #	**RunId**	**UnitCategory**	**UnitDescription**	**Year**	**UnitGeneration: : (MWH)**
1765	[redacted]				
1766					
1767					
1768					
1769					
1770					
1771					
1772					
1773					
1774					
1775					
1776					
1777					
1778					
1779					
1780					
1781					
1782					
1783					
1784					
1785					
1786					
1787					
1788					
1789					
1790					
1791					
1792					

Column	A	B	C	D	E
Line #	**RunId**	**UnitCategory**	**UnitDescription**	**Year**	**UnitGeneration: : (MWH)**
1793	[redacted]				
1794					
1795					
1796					
1797					
1798					
1799					
1800					
1801					
1802					
1803					
1804					
1805					
1806					
1807					
1808					
1809					
1810					
1811					
1812					
1813					
1814					
1815					
1816					
1817					
1818					
1819					
1820					

Column	A	B	C	D	E
Line #	**RunId**	**UnitCategory**	**UnitDescription**	**Year**	**UnitGeneration: : (MWH)**
1821	[redacted]				
1822					
1823					
1824					
1825					
1826					
1827					
1828					
1829					
1830					
1831					
1832					
1833					
1834					
1835					
1836					
1837					
1838					
1839					
1840					
1841					
1842					
1843					
1844					
1845					
1846					
1847					
1848					

Column	A	B	C	D	E
Line #	**RunId**	**UnitCategory**	**UnitDescription**	**Year**	**UnitGeneration: : (MWH)**
1849	[redacted]				
1850					
1851					
1852					
1853					
1854					
1855					
1856					
1857					
1858					
1859					
1860					
1861					
1862					
1863					
1864					
1865					
1866					
1867					
1868					
1869					
1870					
1871					
1872					
1873					
1874					
1875					
1876					

Column	A	B	C	D	E
Line #	**RunId**	**UnitCategory**	**UnitDescription**	**Year**	**UnitGeneration: : (MWH)**
1877	[redacted]				
1878					
1879					
1880					
1881					
1882					
1883					
1884					
1885					
1886					
1887					
1888					
1889					
1890					
1891					
1892					
1893					
1894					
1895					
1896					
1897					
1898					
1899					
1900					
1901					
1902					
1903					
1904					

Column	A	B	C	D	E
Line #	**RunId**	**UnitCategory**	**UnitDescription**	**Year**	**UnitGeneration: : (MWH)**
1905	[redacted]				
1906					
1907					
1908					
1909					
1910					
1911					
1912					
1913					
1914					
1915					
1916					
1917					
1918					
1919					
1920					
1921					
1922					
1923					
1924					
1925					
1926					
1927					
1928					
1929					
1930					
1931					
1932					

Column	A	B	C	D	E
Line #	**RunId**	**UnitCategory**	**UnitDescription**	**Year**	**UnitGeneration: : (MWH)**
1933	[redacted]				
1934					
1935					
1936					
1937					
1938					
1939					
1940					
1941					
1942					
1943					
1944					
1945					
1946					
1947					
1948					
1949					
1950					
1951					
1952					
1953					
1954					
1955					
1956					
1957					
1958					
1959					
1960					

Column	A	B	C	D	E
Line #	**RunId**	**UnitCategory**	**UnitDescription**	**Year**	**UnitGeneration: : (MWH)**
1961	[redacted]				
1962					
1963					
1964					
1965					
1966					
1967					
1968					
1969					
1970					
1971					
1972					
1973					
1974					
1975					
1976					
1977					
1978					
1979					
1980					
1981					
1982					
1983					
1984					
1985					
1986					
1987					
1988					

Column	A	B	C	D	E
Line #	**RunId**	**UnitCategory**	**UnitDescription**	**Year**	**UnitGeneration: : (MWH)**
1989	[redacted]				
1990					
1991					
1992					
1993					
1994					
1995					
1996					
1997					
1998					
1999					
2000					
2001					
2002					
2003					
2004					
2005					
2006					
2007					
2008					
2009					
2010					
2011					
2012					
2013					
2014					
2015					
2016					

Column	A	B	C	D	E
Line #	**RunId**	**UnitCategory**	**UnitDescription**	**Year**	**UnitGeneration: : (MWH)**
2017	[redacted]				
2018					
2019					
2020					
2021					
2022					
2023					
2024					
2025					
2026					
2027					
2028					
2029					
2030					
2031					
2032					
2033					
2034					
2035					
2036					
2037					
2038					
2039					
2040					
2041					
2042					
2043					
2044					

Column	A	B	C	D	E
Line #	**RunId**	**UnitCategory**	**UnitDescription**	**Year**	**UnitGeneration: : (MWH)**
2045	[redacted]				
2046					
2047					
2048					
2049					
2050					
2051					
2052					
2053					
2054					
2055					
2056					
2057					
2058					
2059					
2060					
2061					
2062					
2063					
2064					
2065					
2066					
2067					
2068					
2069					
2070					
2071					
2072					

Column	A	B	C	D	E
Line #	**RunId**	**UnitCategory**	**UnitDescription**	**Year**	**UnitGeneration: : (MWH)**
2073	[redacted]				
2074					
2075					
2076					
2077					
2078					
2079					
2080					
2081					
2082					
2083					
2084					
2085					
2086					
2087					
2088					
2089					
2090					
2091					
2092					
2093					
2094					
2095					
2096					
2097					
2098					
2099					
2100					

Column	A	B	C	D	E
Line #	**RunId**	**UnitCategory**	**UnitDescription**	**Year**	**UnitGeneration: : (MWH)**
2101	[redacted]				
2102					
2103					
2104					
2105					
2106					
2107					
2108					
2109					
2110					
2111					
2112					
2113					
2114					
2115					
2116					
2117					
2118					
2119					
2120					
2121					
2122					
2123					
2124					
2125					
2126					
2127					
2128					

Column	A	B	C	D	E
Line #	**RunId**	**UnitCategory**	**UnitDescription**	**Year**	**UnitGeneration: : (MWH)**
2129	[redacted]				
2130					
2131					
2132					
2133					
2134					
2135					
2136					
2137					
2138					
2139					
2140					
2141					
2142					
2143					
2144					
2145					
2146					
2147					
2148					
2149					
2150					
2151					
2152					
2153					
2154					
2155					
2156					

Column	A	B	C	D	E
Line #	**RunId**	**UnitCategory**	**UnitDescription**	**Year**	**UnitGeneration: : (MWH)**
2157	[redacted]				
2158					
2159					
2160					
2161					
2162					
2163					
2164					
2165					
2166					
2167					
2168					
2169					
2170					
2171					
2172					
2173					
2174					
2175					
2176					
2177					
2178					
2179					
2180					
2181					
2182					
2183					
2184					

Column	A	B	C	D	E
Line #	**RunId**	**UnitCategory**	**UnitDescription**	**Year**	**UnitGeneration: : (MWH)**
2185	[redacted]				
2186					
2187					
2188					
2189					
2190					
2191					
2192					
2193					
2194					
2195					
2196					
2197					
2198					
2199					
2200					
2201					
2202					
2203					
2204					
2205					
2206					
2207					
2208					
2209					
2210					
2211					
2212					

Column	A	B	C	D	E
Line #	**RunId**	**UnitCategory**	**UnitDescription**	**Year**	**UnitGeneration: : (MWH)**
2213	[redacted]				
2214					
2215					
2216					
2217					
2218					
2219					
2220					
2221					
2222					
2223					
2224					
2225					
2226					
2227					
2228					
2229					
2230					
2231					
2232					
2233					
2234					
2235					
2236					
2237					
2238					
2239					
2240					

Column	A	B	C	D	E
Line #	**RunId**	**UnitCategory**	**UnitDescription**	**Year**	**UnitGeneration: : (MWH)**
2241	[redacted]				
2242					
2243					
2244					
2245					
2246					
2247					
2248					
2249					
2250					
2251					
2252					
2253					
2254					
2255					
2256					
2257					
2258					
2259					
2260					
2261					
2262					
2263					
2264					
2265					
2266					
2267					
2268					

Column	A	B	C	D	E
Line #	**RunId**	**UnitCategory**	**UnitDescription**	**Year**	**UnitGeneration: : (MWH)**
2269	[redacted]				
2270					
2271					
2272					
2273					
2274					
2275					
2276					
2277					
2278					
2279					
2280					
2281					
2282					
2283					
2284					
2285					
2286					
2287					
2288					
2289					
2290					
2291					
2292					
2293					
2294					
2295					
2296					

Column	A	B	C	D	E
Line #	**RunId**	**UnitCategory**	**UnitDescription**	**Year**	**UnitGeneration: : (MWH)**
2297	[redacted]				
2298					
2299					
2300					
2301					
2302					
2303					
2304					
2305					
2306					
2307					
2308					
2309					
2310					
2311					
2312					
2313					
2314					
2315					
2316					
2317					
2318					
2319					
2320					
2321					
2322					
2323					
2324					

Column	A	B	C	D	E
Line #	**RunId**	**UnitCategory**	**UnitDescription**	**Year**	**UnitGeneration: : (MWH)**
2325	[redacted]				
2326					
2327					
2328					
2329					
2330					
2331					
2332					
2333					
2334					
2335					
2336					
2337					
2338					
2339					
2340					
2341					
2342					
2343					
2344					
2345					
2346					
2347					
2348					
2349					
2350					
2351					
2352					

Column	A	B	C	D	E
Line #	**RunId**	**UnitCategory**	**UnitDescription**	**Year**	**UnitGeneration: : (MWH)**
2353	[redacted]				
2354					
2355					
2356					
2357					
2358					
2359					
2360					
2361					
2362					
2363					
2364					
2365					
2366					
2367					
2368					
2369					
2370					
2371					
2372					
2373					
2374					
2375					
2376					
2377					
2378					
2379					
2380					

Column	A	B	C	D	E
Line #	**RunId**	**UnitCategory**	**UnitDescription**	**Year**	**UnitGeneration: : (MWH)**
2381	[redacted]				
2382					
2383					
2384					
2385					
2386					
2387					
2388					
2389					
2390					
2391					
2392					
2393					
2394					
2395					
2396					
2397					
2398					
2399					
2400					
2401					
2402					
2403					
2404					
2405					
2406					
2407					
2408					

Column	A	B	C	D	E
Line #	**RunId**	**UnitCategory**	**UnitDescription**	**Year**	**UnitGeneration: : (MWH)**
2409	[redacted]				
2410					
2411					
2412					
2413					
2414					
2415					
2416					
2417					
2418					
2419					
2420					
2421					
2422					
2423					
2424					
2425					
2426					
2427					
2428					
2429					
2430					
2431					
2432					
2433					
2434					
2435					
2436					

Column	A	B	C	D	E
Line #	**RunId**	**UnitCategory**	**UnitDescription**	**Year**	**UnitGeneration: : (MWH)**
2437	[redacted]				
2438					
2439					
2440					
2441					
2442					
2443					
2444					
2445					
2446					
2447					
2448					
2449					
2450					
2451					
2452					
2453					
2454					
2455					
2456					
2457					
2458					
2459					
2460					
2461					
2462					
2463					
2464					

Column	A	B	C	D	E
Line #	**RunId**	**UnitCategory**	**UnitDescription**	**Year**	**UnitGeneration: : (MWH)**
2465	[redacted]				
2466					
2467					
2468					
2469					
2470					
2471					
2472					
2473					
2474					
2475					
2476					
2477					
2478					
2479					
2480					
2481					
2482					
2483					
2484					
2485					
2486					
2487					
2488					
2489					
2490					
2491					
2492					

Column	A	B	C	D	E
Line #	**RunId**	**UnitCategory**	**UnitDescription**	**Year**	**UnitGeneration: : (MWH)**
2493	[redacted]				
2494					
2495					
2496					
2497					
2498					
2499					
2500					
2501					
2502					
2503					
2504					
2505					
2506					
2507					
2508					
2509					
2510					
2511					
2512					
2513					
2514					
2515					
2516					
2517					
2518					
2519					
2520					

Column	A	B	C	D	E
Line #	**RunId**	**UnitCategory**	**UnitDescription**	**Year**	**UnitGeneration: : (MWH)**
2521	[redacted]				
2522					
2523					
2524					
2525					
2526					
2527					
2528					
2529					
2530					
2531					
2532					
2533					
2534					
2535					
2536					
2537					
2538					
2539					
2540					
2541					
2542					
2543					
2544					
2545					
2546					
2547					
2548					

Column	A	B	C	D	E
Line #	**RunId**	**UnitCategory**	**UnitDescription**	**Year**	**UnitGeneration: : (MWH)**
2549	[redacted]				
2550					
2551					
2552					
2553					
2554					
2555					
2556					
2557					
2558					
2559					
2560					
2561					
2562					
2563					
2564					
2565					
2566					
2567					
2568					
2569					
2570					
2571					
2572					
2573					
2574					
2575					
2576					

Column	A	B	C	D	E
Line #	**RunId**	**UnitCategory**	**UnitDescription**	**Year**	**UnitGeneration: : (MWH)**
2577	[redacted]				
2578					
2579					
2580					
2581					
2582					
2583					
2584					
2585					
2586					
2587					
2588					
2589					
2590					
2591					
2592					
2593					
2594					
2595					
2596					
2597					
2598					
2599					
2600					
2601					
2602					
2603					
2604					

Column	A	B	C	D	E
Line #	**RunId**	**UnitCategory**	**UnitDescription**	**Year**	**UnitGeneration: : (MWH)**
2605	[redacted]				
2606					
2607					
2608					
2609					
2610					
2611					
2612					
2613					
2614					
2615					
2616					
2617					
2618					
2619					
2620					
2621					
2622					
2623					
2624					
2625					
2626					
2627					
2628					
2629					
2630					
2631					
2632					

Column	A	B	C	D	E
Line #	**RunId**	**UnitCategory**	**UnitDescription**	**Year**	**UnitGeneration: : (MWH)**
2633	[redacted]				
2634					
2635					
2636					
2637					
2638					
2639					
2640					
2641					
2642					
2643					
2644					
2645					
2646					
2647					
2648					
2649					
2650					
2651					
2652					
2653					
2654					
2655					
2656					
2657					
2658					
2659					
2660					

Column	A	B	C	D	E
Line #	**RunId**	**UnitCategory**	**UnitDescription**	**Year**	**UnitGeneration: : (MWH)**
2661	[redacted]				
2662					
2663					
2664					
2665					
2666					
2667					
2668					
2669					
2670					
2671					
2672					
2673					
2674					
2675					
2676					
2677					
2678					
2679					
2680					
2681					
2682					
2683					
2684					
2685					
2686					
2687					
2688					

Column	A	B	C	D	E
Line #	**RunId**	**UnitCategory**	**UnitDescription**	**Year**	**UnitGeneration: : (MWH)**
2689	[redacted]				
2690					
2691					
2692					
2693					
2694					
2695					
2696					
2697					
2698					
2699					
2700					
2701					
2702					
2703					
2704					
2705					
2706					
2707					
2708					
2709					
2710					
2711					
2712					
2713					
2714					
2715					
2716					

Column	A	B	C	D	E
Line #	**RunId**	**UnitCategory**	**UnitDescription**	**Year**	**UnitGeneration: : (MWH)**
2717	[redacted]				
2718					
2719					
2720					
2721					
2722					
2723					
2724					
2725					
2726					
2727					
2728					
2729					
2730					
2731					
2732					
2733					
2734					
2735					
2736					
2737					
2738					
2739					
2740					
2741					
2742					
2743					
2744					

Column	A	B	C	D	E
Line #	**RunId**	**UnitCategory**	**UnitDescription**	**Year**	**UnitGeneration: : (MWH)**
2745	[redacted]				
2746					
2747					
2748					
2749					
2750					
2751					
2752					
2753					
2754					
2755					
2756					
2757					
2758					
2759					
2760					
2761					
2762					
2763					
2764					
2765					
2766					
2767					
2768					
2769					
2770					
2771					
2772					

Column	A	B	C	D	E
Line #	**RunId**	**UnitCategory**	**UnitDescription**	**Year**	**UnitGeneration: : (MWH)**
2773	[redacted]				
2774					
2775					
2776					
2777					
2778					
2779					
2780					
2781					
2782					
2783					
2784					
2785					
2786					
2787					
2788					
2789					
2790					
2791					
2792					
2793					
2794					
2795					
2796					
2797					
2798					
2799					
2800					

Column	A	B	C	D	E
Line #	**RunId**	**UnitCategory**	**UnitDescription**	**Year**	**UnitGeneration: : (MWH)**
2801	[redacted]				
2802					
2803					
2804					
2805					
2806					
2807					
2808					
2809					
2810					
2811					
2812					
2813					
2814					
2815					
2816					
2817					
2818					
2819					
2820					
2821					
2822					
2823					
2824					
2825					
2826					
2827					
2828					

Column	A	B	C	D	E
Line #	**RunId**	**UnitCategory**	**UnitDescription**	**Year**	**UnitGeneration: : (MWH)**
2829	[redacted]				
2830					
2831					
2832					
2833					
2834					
2835					
2836					
2837					
2838					
2839					
2840					
2841					
2842					
2843					
2844					
2845					
2846					
2847					
2848					
2849					
2850					
2851					
2852					
2853					
2854					
2855					
2856					

Column	A	B	C	D	E
Line #	**RunId**	**UnitCategory**	**UnitDescription**	**Year**	**UnitGeneration: : (MWH)**
2857	[redacted]				
2858					
2859					
2860					
2861					
2862					
2863					
2864					
2865					
2866					
2867					
2868					
2869					
2870					
2871					
2872					
2873					
2874					
2875					
2876					
2877					
2878					
2879					
2880					
2881					
2882					
2883					
2884					

Column	A	B	C	D	E
Line #	**RunId**	**UnitCategory**	**UnitDescription**	**Year**	**UnitGeneration: : (MWH)**
2885	[redacted]				
2886					
2887					
2888					
2889					
2890					
2891					
2892					
2893					
2894					
2895					
2896					
2897					
2898					
2899					
2900					
2901					
2902					
2903					
2904					
2905					
2906					
2907					
2908					
2909					
2910					
2911					
2912					

Column	A	B	C	D	E
Line #	**RunId**	**UnitCategory**	**UnitDescription**	**Year**	**UnitGeneration: : (MWH)**
2913	[redacted]				
2914					
2915					
2916					
2917					
2918					
2919					
2920					
2921					
2922					
2923					
2924					
2925					
2926					
2927					
2928					
2929					
2930					
2931					
2932					
2933					
2934					
2935					
2936					
2937					
2938					
2939					
2940					

Column	A	B	C	D	E
Line #	**RunId**	**UnitCategory**	**UnitDescription**	**Year**	**UnitGeneration: : (MWH)**
2941	[redacted]				
2942					
2943					
2944					
2945					
2946					
2947					
2948					
2949					
2950					
2951					
2952					
2953					
2954					
2955					
2956					
2957					
2958					
2959					
2960					
2961					
2962					
2963					
2964					
2965					
2966					
2967					
2968					

Column	A	B	C	D	E
Line #	**RunId**	**UnitCategory**	**UnitDescription**	**Year**	**UnitGeneration: : (MWH)**
2969	[redacted]				
2970					
2971					
2972					
2973					
2974					
2975					
2976					
2977					
2978					
2979					
2980					
2981					
2982					
2983					
2984					
2985					
2986					
2987					
2988					
2989					
2990					
2991					
2992					
2993					
2994					
2995					
2996					

Column	A	B	C	D	E
Line #	**RunId**	**UnitCategory**	**UnitDescription**	**Year**	**UnitGeneration: : (MWH)**
2997	[redacted]				
2998					
2999					
3000					
3001					
3002					
3003					
3004					
3005					
3006					
3007					
3008					
3009					
3010					
3011					
3012					
3013					
3014					
3015					
3016					
3017					
3018					
3019					
3020					
3021					
3022					
3023					
3024					

Column	A	B	C	D	E
Line #	**RunId**	**UnitCategory**	**UnitDescription**	**Year**	**UnitGeneration: : (MWH)**
3025	[redacted]				
3026					
3027					
3028					
3029					
3030					
3031					
3032					
3033					
3034					
3035					
3036					
3037					
3038					
3039					
3040					
3041					
3042					
3043					
3044					
3045					
3046					
3047					
3048					
3049					
3050					
3051					
3052					

Column	A	B	C	D	E
Line #	**RunId**	**UnitCategory**	**UnitDescription**	**Year**	**UnitGeneration: : (MWH)**
3053	[redacted]				
3054					
3055					
3056					
3057					
3058					
3059					
3060					
3061					
3062					
3063					
3064					
3065					
3066					
3067					
3068					
3069					
3070					
3071					
3072					
3073					
3074					
3075					
3076					
3077					
3078					
3079					
3080					

Column	A	B	C	D	E
Line #	**RunId**	**UnitCategory**	**UnitDescription**	**Year**	**UnitGeneration: : (MWH)**
3081	[redacted]				
3082					
3083					
3084					
3085					
3086					
3087					
3088					
3089					
3090					
3091					
3092					
3093					
3094					
3095					
3096					
3097					
3098					
3099					
3100					
3101					
3102					
3103					
3104					
3105					
3106					
3107					
3108					

Column	A	B	C	D	E
Line #	**RunId**	**UnitCategory**	**UnitDescription**	**Year**	**UnitGeneration: : (MWH)**
3109	[redacted]				
3110					
3111					
3112					
3113					
3114					
3115					
3116					
3117					
3118					
3119					
3120					
3121					
3122					
3123					
3124					
3125					
3126					
3127					
3128					
3129					
3130					
3131					
3132					
3133					
3134					
3135					
3136					

Column	A	B	C	D	E
Line #	**RunId**	**UnitCategory**	**UnitDescription**	**Year**	**UnitGeneration: : (MWH)**
3137	[redacted]				
3138					
3139					
3140					
3141					
3142					
3143					
3144					
3145					
3146					
3147					
3148					
3149					
3150					
3151					
3152					
3153					
3154					
3155					
3156					
3157					
3158					
3159					
3160					
3161					
3162					
3163					
3164					

Column	A	B	C	D	E
Line #	**RunId**	**UnitCategory**	**UnitDescription**	**Year**	**UnitGeneration: : (MWH)**
3165	[redacted]				
3166					
3167					
3168					
3169					
3170					
3171					
3172					
3173					
3174					
3175					
3176					
3177					
3178					
3179					
3180					
3181					
3182					
3183					
3184					
3185					
3186					
3187					
3188					
3189					
3190					
3191					
3192					

Column	A	B	C	D	E
Line #	**RunId**	**UnitCategory**	**UnitDescription**	**Year**	**UnitGeneration: : (MWH)**
3193	[redacted]				
3194					
3195					
3196					
3197					
3198					
3199					
3200					
3201					
3202					
3203					
3204					
3205					
3206					
3207					
3208					
3209					
3210					
3211					
3212					
3213					
3214					
3215					
3216					
3217					
3218					
3219					
3220					

Column	A	B	C	D	E
Line #	**RunId**	**UnitCategory**	**UnitDescription**	**Year**	**UnitGeneration: : (MWH)**
3221	[redacted]				
3222					
3223					
3224					
3225					
3226					
3227					
3228					
3229					
3230					
3231					
3232					
3233					
3234					
3235					
3236					
3237					
3238					
3239					
3240					
3241					
3242					
3243					
3244					
3245					
3246					
3247					
3248					

Column	A	B	C	D	E
Line #	**RunId**	**UnitCategory**	**UnitDescription**	**Year**	**UnitGeneration: : (MWH)**
3249	[redacted]				
3250					
3251					
3252					
3253					
3254					
3255					
3256					
3257					
3258					
3259					
3260					
3261					
3262					
3263					
3264					
3265					
3266					
3267					
3268					
3269					
3270					
3271					
3272					
3273					
3274					
3275					
3276					

Column	A	B	C	D	E
Line #	**RunId**	**UnitCategory**	**UnitDescription**	**Year**	**UnitGeneration: : (MWH)**
3277	[redacted]				
3278					
3279					
3280					
3281					
3282					
3283					
3284					
3285					
3286					
3287					
3288					
3289					
3290					
3291					
3292					
3293					
3294					
3295					
3296					
3297					
3298					
3299					
3300					
3301					
3302					
3303					
3304					

Column	A	B	C	D	E
Line #	**RunId**	**UnitCategory**	**UnitDescription**	**Year**	**UnitGeneration: : (MWH)**
3305	[redacted]				
3306					
3307					
3308					
3309					
3310					
3311					
3312					
3313					
3314					
3315					
3316					
3317					
3318					
3319					
3320					
3321					
3322					
3323					
3324					
3325					
3326					
3327					
3328					
3329					
3330					
3331					
3332					

Column	A	B	C	D	E
Line #	**RunId**	**UnitCategory**	**UnitDescription**	**Year**	**UnitGeneration: : (MWH)**
3333	[redacted]				
3334					
3335					
3336					
3337					
3338					
3339					
3340					
3341					
3342					
3343					
3344					
3345					
3346					
3347					
3348					
3349					
3350					
3351					
3352					
3353					
3354					
3355					
3356					
3357					
3358					
3359					
3360					

Column	A	B	C	D	E
Line #	**RunId**	**UnitCategory**	**UnitDescription**	**Year**	**UnitGeneration: : (MWH)**
3361	[redacted]				
3362					
3363					
3364					
3365					
3366					
3367					
3368					
3369					
3370					
3371					
3372					
3373					
3374					
3375					
3376					
3377					
3378					
3379					
3380					
3381					
3382					
3383					
3384					
3385					
3386					
3387					
3388					

Column	A	B	C	D	E
Line #	**RunId**	**UnitCategory**	**UnitDescription**	**Year**	**UnitGeneration: : (MWH)**
3389	[redacted]				
3390					
3391					
3392					
3393					
3394					
3395					
3396					
3397					
3398					
3399					
3400					
3401					
3402					
3403					
3404					
3405					
3406					
3407					
3408					
3409					
3410					
3411					
3412					
3413					
3414					
3415					
3416					

Column	A	B	C	D	E
Line #	**RunId**	**UnitCategory**	**UnitDescription**	**Year**	**UnitGeneration: : (MWH)**
3417	[redacted]				
3418					
3419					
3420					
3421					
3422					
3423					
3424					
3425					
3426					
3427					
3428					
3429					
3430					
3431					
3432					
3433					
3434					
3435					
3436					
3437					
3438					
3439					
3440					
3441					
3442					
3443					
3444					

Column	A	B	C	D	E
Line #	**RunId**	**UnitCategory**	**UnitDescription**	**Year**	**UnitGeneration: : (MWH)**
3445	[redacted]				
3446					
3447					
3448					
3449					
3450					
3451					
3452					
3453					
3454					
3455					
3456					
3457					
3458					
3459					
3460					
3461					
3462					
3463					
3464					
3465					
3466					
3467					
3468					
3469					
3470					
3471					
3472					

Column	A	B	C	D	E
Line #	**RunId**	**UnitCategory**	**UnitDescription**	**Year**	**UnitGeneration: : (MWH)**
3473	[redacted]				
3474					
3475					
3476					
3477					
3478					
3479					
3480					
3481					
3482					
3483					
3484					
3485					
3486					
3487					
3488					
3489					
3490					
3491					
3492					
3493					
3494					
3495					
3496					
3497					
3498					
3499					
3500					

Column	A	B	C	D	E
Line #	**RunId**	**UnitCategory**	**UnitDescription**	**Year**	**UnitGeneration: : (MWH)**
3501	[redacted]				
3502					
3503					
3504					
3505					
3506					
3507					
3508					
3509					
3510					
3511					
3512					
3513					
3514					
3515					
3516					
3517					
3518					
3519					
3520					
3521					
3522					
3523					
3524					
3525					
3526					
3527					
3528					

Column	A	B	C	D	E
Line #	**RunId**	**UnitCategory**	**UnitDescription**	**Year**	**UnitGeneration: : (MWH)**
3529	[redacted]				
3530					
3531					
3532					
3533					
3534					
3535					
3536					
3537					
3538					
3539					
3540					
3541					
3542					
3543					
3544					
3545					
3546					
3547					
3548					
3549					
3550					
3551					
3552					
3553					
3554					
3555					
3556					

Column	A	B	C	D	E
Line #	**RunId**	**UnitCategory**	**UnitDescription**	**Year**	**UnitGeneration: : (MWH)**
3557	[redacted]				
3558					
3559					
3560					
3561					
3562					
3563					
3564					
3565					
3566					
3567					
3568					
3569					
3570					
3571					
3572					
3573					
3574					
3575					
3576					
3577					
3578					
3579					
3580					
3581					
3582					
3583					
3584					

Column	A	B	C	D	E
Line #	**RunId**	**UnitCategory**	**UnitDescription**	**Year**	**UnitGeneration: : (MWH)**
3585	[redacted]				
3586					
3587					
3588					
3589					
3590					
3591					
3592					
3593					
3594					
3595					
3596					
3597					
3598					
3599					
3600					
3601					
3602					
3603					
3604					
3605					
3606					
3607					
3608					
3609					
3610					
3611					
3612					

Column	A	B	C	D	E
Line #	**RunId**	**UnitCategory**	**UnitDescription**	**Year**	**UnitGeneration: : (MWH)**
3613	[redacted]				
3614					
3615					
3616					
3617					
3618					
3619					
3620					
3621					
3622					
3623					
3624					
3625					
3626					
3627					
3628					
3629					
3630					
3631					
3632					
3633					
3634					
3635					
3636					
3637					
3638					
3639					
3640					

Column	A	B	C	D	E
Line #	**RunId**	**UnitCategory**	**UnitDescription**	**Year**	**UnitGeneration: : (MWH)**
3641	[redacted]				
3642					
3643					
3644					
3645					
3646					
3647					
3648					
3649					
3650					
3651					
3652					
3653					
3654					
3655					
3656					
3657					
3658					
3659					
3660					
3661					
3662					
3663					
3664					
3665					
3666					
3667					
3668					

Column	A	B	C	D	E
Line #	**RunId**	**UnitCategory**	**UnitDescription**	**Year**	**UnitGeneration: : (MWH)**
3669	[redacted]				
3670					
3671					
3672					
3673					
3674					
3675					
3676					
3677					
3678					
3679					
3680					
3681					
3682					
3683					
3684					
3685					
3686					
3687					
3688					
3689					
3690					
3691					
3692					
3693					
3694					
3695					
3696					

Column	A	B	C	D	E
Line #	**RunId**	**UnitCategory**	**UnitDescription**	**Year**	**UnitGeneration: : (MWH)**
3697	[redacted]				
3698					
3699					
3700					
3701					
3702					
3703					
3704					
3705					
3706					
3707					
3708					
3709					
3710					
3711					
3712					
3713					
3714					
3715					
3716					
3717					
3718					
3719					
3720					
3721					
3722					
3723					
3724					

Column	A	B	C	D	E
Line #	**RunId**	**UnitCategory**	**UnitDescription**	**Year**	**UnitGeneration: : (MWH)**
3725	[redacted]				
3726					
3727					
3728					
3729					
3730					
3731					
3732					
3733					
3734					
3735					
3736					
3737					
3738					
3739					
3740					
3741					
3742					
3743					
3744					
3745					
3746					
3747					
3748					
3749					
3750					
3751					
3752					

Column	A	B	C	D	E
Line #	**RunId**	**UnitCategory**	**UnitDescription**	**Year**	**UnitGeneration: : (MWH)**
3753	[redacted]				
3754					
3755					
3756					
3757					
3758					
3759					
3760					
3761					
3762					
3763					
3764					
3765					
3766					
3767					
3768					
3769					
3770					
3771					
3772					
3773					
3774					
3775					
3776					
3777					
3778					
3779					
3780					

Column	A	B	C	D	E
Line #	**RunId**	**UnitCategory**	**UnitDescription**	**Year**	**UnitGeneration: : (MWH)**
3781	[redacted]				
3782					
3783					
3784					
3785					
3786					
3787					
3788					
3789					
3790					
3791					
3792					
3793					
3794					
3795					
3796					
3797					
3798					
3799					
3800					
3801					
3802					
3803					
3804					
3805					
3806					
3807					
3808					

Column	A	B	C	D	E
Line #	**RunId**	**UnitCategory**	**UnitDescription**	**Year**	**UnitGeneration: : (MWH)**
3809	[redacted]				
3810					
3811					
3812					
3813					
3814					
3815					
3816					
3817					
3818					
3819					
3820					
3821					
3822					
3823					
3824					
3825					
3826					
3827					
3828					
3829					
3830					
3831					
3832					
3833					
3834					
3835					
3836					

Column	A	B	C	D	E
Line #	**RunId**	**UnitCategory**	**UnitDescription**	**Year**	**UnitGeneration: : (MWH)**
3837	[redacted]				
3838					
3839					
3840					
3841					
3842					
3843					
3844					
3845					
3846					
3847					
3848					
3849					
3850					
3851					
3852					
3853					
3854					
3855					
3856					
3857					
3858					
3859					
3860					
3861					
3862					
3863					
3864					

Column	A	B	C	D	E
Line #	**RunId**	**UnitCategory**	**UnitDescription**	**Year**	**UnitGeneration: : (MWH)**
3865	[redacted]				
3866					
3867					
3868					
3869					
3870					
3871					
3872					
3873					
3874					
3875					
3876					
3877					
3878					
3879					
3880					
3881					
3882					
3883					
3884					
3885					
3886					
3887					
3888					
3889					
3890					
3891					
3892					

Column	A	B	C	D	E
Line #	**RunId**	**UnitCategory**	**UnitDescription**	**Year**	**UnitGeneration: : (MWH)**
3893	[redacted]				
3894					
3895					
3896					
3897					
3898					
3899					
3900					
3901					
3902					
3903					
3904					
3905					
3906					
3907					
3908					
3909					
3910					
3911					
3912					
3913					
3914					
3915					
3916					
3917					
3918					
3919					
3920					

Column	A	B	C	D	E
Line #	**RunId**	**UnitCategory**	**UnitDescription**	**Year**	**UnitGeneration: : (MWH)**
3921	[redacted]				
3922					
3923					
3924					
3925					
3926					
3927					
3928					
3929					
3930					
3931					
3932					
3933					
3934					
3935					
3936					
3937					
3938					
3939					
3940					
3941					
3942					
3943					
3944					
3945					
3946					
3947					
3948					

Column	A	B	C	D	E
Line #	**RunId**	**UnitCategory**	**UnitDescription**	**Year**	**UnitGeneration: : (MWH)**
3949	[redacted]				
3950					
3951					
3952					
3953					
3954					
3955					
3956					
3957					
3958					
3959					
3960					
3961					
3962					
3963					
3964					
3965					
3966					
3967					
3968					
3969					
3970					
3971					
3972					
3973					
3974					
3975					
3976					

Column	A	B	C	D	E
Line #	**RunId**	**UnitCategory**	**UnitDescription**	**Year**	**UnitGeneration: : (MWH)**
3977	[redacted]				
3978					
3979					
3980					
3981					
3982					
3983					
3984					
3985					
3986					
3987					
3988					
3989					
3990					
3991					
3992					
3993					
3994					
3995					
3996					
3997					
3998					
3999					
4000					
4001					
4002					
4003					
4004					

Column	A	B	C	D	E
Line #	**RunId**	**UnitCategory**	**UnitDescription**	**Year**	**UnitGeneration: : (MWH)**
4005	[redacted]				
4006					
4007					
4008					
4009					
4010					
4011					
4012					
4013					
4014					
4015					
4016					
4017					
4018					
4019					
4020					
4021					
4022					
4023					
4024					
4025					
4026					
4027					
4028					
4029					
4030					
4031					
4032					

Column	A	B	C	D	E
Line #	**RunId**	**UnitCategory**	**UnitDescription**	**Year**	**UnitGeneration: : (MWH)**
4033	[redacted]				
4034					
4035					
4036					
4037					
4038					
4039					
4040					
4041					
4042					

Column	F	G	H	I
Line #	**TotVarProdCostByUnit: : ($)**	**UnitEmissions: NOX: (LBS)**	**UnitEmissions: RGGICO2: (LBS)**	**UnitEmissions: SOX: (LBS)**
1	[redacted]			
2				
3				
4				
5				
6				
7				
8				
9				
10				
11				
12				
13				
14				
15				
16				
17				
18				
19				
20				
21				
22				
23				
24				
25				
26				
27				
28				

Column	F	G	H	I
Line #	**TotVarProdCostByUnit: : ($)**	**UnitEmissions: NOX: (LBS)**	**UnitEmissions: RGGICO2: (LBS)**	**UnitEmissions: SOX: (LBS)**
29	[redacted]			
30				
31				
32				
33				
34				
35				
36				
37				
38				
39				
40				
41				
42				
43				
44				
45				
46				
47				
48				
49				
50				
51				
52				
53				
54				
55				
56				

Column	F	G	H	I
Line #	**TotVarProdCostByUnit: : ($)**	**UnitEmissions: NOX: (LBS)**	**UnitEmissions: RGGICO2: (LBS)**	**UnitEmissions: SOX: (LBS)**
57	[redacted]			
58				
59				
60				
61				
62				
63				
64				
65				
66				
67				
68				
69				
70				
71				
72				
73				
74				
75				
76				
77				
78				
79				
80				
81				
82				
83				
84				

Column	F	G	H	I
Line #	**TotVarProdCostByUnit: : ($)**	**UnitEmissions: NOX: (LBS)**	**UnitEmissions: RGGICO2: (LBS)**	**UnitEmissions: SOX: (LBS)**
85	[redacted]			
86				
87				
88				
89				
90				
91				
92				
93				
94				
95				
96				
97				
98				
99				
100				
101				
102				
103				
104				
105				
106				
107				
108				
109				
110				
111				
112				

Column	F	G	H	I
Line #	**TotVarProdCostByUnit: : ($)**	**UnitEmissions: NOX: (LBS)**	**UnitEmissions: RGGICO2: (LBS)**	**UnitEmissions: SOX: (LBS)**
113	[redacted]			
114				
115				
116				
117				
118				
119				
120				
121				
122				
123				
124				
125				
126				
127				
128				
129				
130				
131				
132				
133				
134				
135				
136				
137				
138				
139				
140				

Column	F	G	H	I
Line #	**TotVarProdCostByUnit: : ($)**	**UnitEmissions: NOX: (LBS)**	**UnitEmissions: RGGICO2: (LBS)**	**UnitEmissions: SOX: (LBS)**
141	[redacted]			
142				
143				
144				
145				
146				
147				
148				
149				
150				
151				
152				
153				
154				
155				
156				
157				
158				
159				
160				
161				
162				
163				
164				
165				
166				
167				
168				

Column	F	G	H	I
Line #	**TotVarProdCostByUnit: : ($)**	**UnitEmissions: NOX: (LBS)**	**UnitEmissions: RGGICO2: (LBS)**	**UnitEmissions: SOX: (LBS)**
169	[redacted]			
170				
171				
172				
173				
174				
175				
176				
177				
178				
179				
180				
181				
182				
183				
184				
185				
186				
187				
188				
189				
190				
191				
192				
193				
194				
195				
196				

Column	F	G	H	I
Line #	**TotVarProdCostByUnit: : ($)**	**UnitEmissions: NOX: (LBS)**	**UnitEmissions: RGGICO2: (LBS)**	**UnitEmissions: SOX: (LBS)**
197	[redacted]			
198				
199				
200				
201				
202				
203				
204				
205				
206				
207				
208				
209				
210				
211				
212				
213				
214				
215				
216				
217				
218				
219				
220				
221				
222				
223				
224				

Column	F	G	H	I
Line #	**TotVarProdCostByUnit: : ($)**	**UnitEmissions: NOX: (LBS)**	**UnitEmissions: RGGICO2: (LBS)**	**UnitEmissions: SOX: (LBS)**
225	[redacted]			
226				
227				
228				
229				
230				
231				
232				
233				
234				
235				
236				
237				
238				
239				
240				
241				
242				
243				
244				
245				
246				
247				
248				
249				
250				
251				
252				

Column	F	G	H	I
Line #	**TotVarProdCostByUnit: : ($)**	**UnitEmissions: NOX: (LBS)**	**UnitEmissions: RGGICO2: (LBS)**	**UnitEmissions: SOX: (LBS)**
253	[redacted]			
254				
255				
256				
257				
258				
259				
260				
261				
262				
263				
264				
265				
266				
267				
268				
269				
270				
271				
272				
273				
274				
275				
276				
277				
278				
279				
280				

Column	F	G	H	I
Line #	**TotVarProdCostByUnit: : ($)**	**UnitEmissions: NOX: (LBS)**	**UnitEmissions: RGGICO2: (LBS)**	**UnitEmissions: SOX: (LBS)**
281	[redacted]			
282				
283				
284				
285				
286				
287				
288				
289				
290				
291				
292				
293				
294				
295				
296				
297				
298				
299				
300				
301				
302				
303				
304				
305				
306				
307				
308				

Column	F	G	H	I
Line #	**TotVarProdCostByUnit: : ($)**	**UnitEmissions: NOX: (LBS)**	**UnitEmissions: RGGICO2: (LBS)**	**UnitEmissions: SOX: (LBS)**
309	[redacted]			
310				
311				
312				
313				
314				
315				
316				
317				
318				
319				
320				
321				
322				
323				
324				
325				
326				
327				
328				
329				
330				
331				
332				
333				
334				
335				
336				

Column	F	G	H	I
Line #	**TotVarProdCostByUnit: : ($)**	**UnitEmissions: NOX: (LBS)**	**UnitEmissions: RGGICO2: (LBS)**	**UnitEmissions: SOX: (LBS)**
337	[redacted]			
338				
339				
340				
341				
342				
343				
344				
345				
346				
347				
348				
349				
350				
351				
352				
353				
354				
355				
356				
357				
358				
359				
360				
361				
362				
363				
364				

Column	F	G	H	I
Line #	**TotVarProdCostByUnit: : ($)**	**UnitEmissions: NOX: (LBS)**	**UnitEmissions: RGGICO2: (LBS)**	**UnitEmissions: SOX: (LBS)**
365	[redacted]			
366				
367				
368				
369				
370				
371				
372				
373				
374				
375				
376				
377				
378				
379				
380				
381				
382				
383				
384				
385				
386				
387				
388				
389				
390				
391				
392				

Column	F	G	H	I
Line #	**TotVarProdCostByUnit: : ($)**	**UnitEmissions: NOX: (LBS)**	**UnitEmissions: RGGICO2: (LBS)**	**UnitEmissions: SOX: (LBS)**
393	[redacted]			
394				
395				
396				
397				
398				
399				
400				
401				
402				
403				
404				
405				
406				
407				
408				
409				
410				
411				
412				
413				
414				
415				
416				
417				
418				
419				
420				

Column	F	G	H	I
Line #	**TotVarProdCostByUnit: : ($)**	**UnitEmissions: NOX: (LBS)**	**UnitEmissions: RGGICO2: (LBS)**	**UnitEmissions: SOX: (LBS)**
421	[redacted]			
422				
423				
424				
425				
426				
427				
428				
429				
430				
431				
432				
433				
434				
435				
436				
437				
438				
439				
440				
441				
442				
443				
444				
445				
446				
447				
448				

Column	F	G	H	I
Line #	**TotVarProdCostByUnit: : ($)**	**UnitEmissions: NOX: (LBS)**	**UnitEmissions: RGGICO2: (LBS)**	**UnitEmissions: SOX: (LBS)**
449	[redacted]			
450				
451				
452				
453				
454				
455				
456				
457				
458				
459				
460				
461				
462				
463				
464				
465				
466				
467				
468				
469				
470				
471				
472				
473				
474				
475				
476				

Column	F	G	H	I
Line #	**TotVarProdCostByUnit: : ($)**	**UnitEmissions: NOX: (LBS)**	**UnitEmissions: RGGICO2: (LBS)**	**UnitEmissions: SOX: (LBS)**
477	[redacted]			
478				
479				
480				
481				
482				
483				
484				
485				
486				
487				
488				
489				
490				
491				
492				
493				
494				
495				
496				
497				
498				
499				
500				
501				
502				
503				
504				

Column	F	G	H	I
Line #	**TotVarProdCostByUnit: : ($)**	**UnitEmissions: NOX: (LBS)**	**UnitEmissions: RGGICO2: (LBS)**	**UnitEmissions: SOX: (LBS)**
505	[redacted]			
506				
507				
508				
509				
510				
511				
512				
513				
514				
515				
516				
517				
518				
519				
520				
521				
522				
523				
524				
525				
526				
527				
528				
529				
530				
531				
532				

Column	F	G	H	I
Line #	**TotVarProdCostByUnit: : ($)**	**UnitEmissions: NOX: (LBS)**	**UnitEmissions: RGGICO2: (LBS)**	**UnitEmissions: SOX: (LBS)**
533	[redacted]			
534				
535				
536				
537				
538				
539				
540				
541				
542				
543				
544				
545				
546				
547				
548				
549				
550				
551				
552				
553				
554				
555				
556				
557				
558				
559				
560				

Column	F	G	H	I
Line #	**TotVarProdCostByUnit: : ($)**	**UnitEmissions: NOX: (LBS)**	**UnitEmissions: RGGICO2: (LBS)**	**UnitEmissions: SOX: (LBS)**
561	[redacted]			
562				
563				
564				
565				
566				
567				
568				
569				
570				
571				
572				
573				
574				
575				
576				
577				
578				
579				
580				
581				
582				
583				
584				
585				
586				
587				
588				

Column	F	G	H	I
Line #	**TotVarProdCostByUnit: : ($)**	**UnitEmissions: NOX: (LBS)**	**UnitEmissions: RGGICO2: (LBS)**	**UnitEmissions: SOX: (LBS)**
589	[redacted]			
590				
591				
592				
593				
594				
595				
596				
597				
598				
599				
600				
601				
602				
603				
604				
605				
606				
607				
608				
609				
610				
611				
612				
613				
614				
615				
616				

Column	F	G	H	I
Line #	**TotVarProdCostByUnit: : ($)**	**UnitEmissions: NOX: (LBS)**	**UnitEmissions: RGGICO2: (LBS)**	**UnitEmissions: SOX: (LBS)**
617	[redacted]			
618				
619				
620				
621				
622				
623				
624				
625				
626				
627				
628				
629				
630				
631				
632				
633				
634				
635				
636				
637				
638				
639				
640				
641				
642				
643				
644				

Column	F	G	H	I
Line #	**TotVarProdCostByUnit: : ($)**	**UnitEmissions: NOX: (LBS)**	**UnitEmissions: RGGICO2: (LBS)**	**UnitEmissions: SOX: (LBS)**
645	[redacted]			
646				
647				
648				
649				
650				
651				
652				
653				
654				
655				
656				
657				
658				
659				
660				
661				
662				
663				
664				
665				
666				
667				
668				
669				
670				
671				
672				

Column	F	G	H	I
Line #	**TotVarProdCostByUnit: : ($)**	**UnitEmissions: NOX: (LBS)**	**UnitEmissions: RGGICO2: (LBS)**	**UnitEmissions: SOX: (LBS)**
673	[redacted]			
674				
675				
676				
677				
678				
679				
680				
681				
682				
683				
684				
685				
686				
687				
688				
689				
690				
691				
692				
693				
694				
695				
696				
697				
698				
699				
700				

Column	F	G	H	I
Line #	**TotVarProdCostByUnit: : ($)**	**UnitEmissions: NOX: (LBS)**	**UnitEmissions: RGGICO2: (LBS)**	**UnitEmissions: SOX: (LBS)**
701	[redacted]			
702				
703				
704				
705				
706				
707				
708				
709				
710				
711				
712				
713				
714				
715				
716				
717				
718				
719				
720				
721				
722				
723				
724				
725				
726				
727				
728				

Column	F	G	H	I
Line #	**TotVarProdCostByUnit: : ($)**	**UnitEmissions: NOX: (LBS)**	**UnitEmissions: RGGICO2: (LBS)**	**UnitEmissions: SOX: (LBS)**
729	[redacted]			
730				
731				
732				
733				
734				
735				
736				
737				
738				
739				
740				
741				
742				
743				
744				
745				
746				
747				
748				
749				
750				
751				
752				
753				
754				
755				
756				

Column	F	G	H	I
Line #	**TotVarProdCostByUnit: : ($)**	**UnitEmissions: NOX: (LBS)**	**UnitEmissions: RGGICO2: (LBS)**	**UnitEmissions: SOX: (LBS)**
757	[redacted]			
758				
759				
760				
761				
762				
763				
764				
765				
766				
767				
768				
769				
770				
771				
772				
773				
774				
775				
776				
777				
778				
779				
780				
781				
782				
783				
784				

Column	F	G	H	I
Line #	**TotVarProdCostByUnit: : ($)**	**UnitEmissions: NOX: (LBS)**	**UnitEmissions: RGGICO2: (LBS)**	**UnitEmissions: SOX: (LBS)**
785	[redacted]			
786				
787				
788				
789				
790				
791				
792				
793				
794				
795				
796				
797				
798				
799				
800				
801				
802				
803				
804				
805				
806				
807				
808				
809				
810				
811				
812				

Column	F	G	H	I
Line #	**TotVarProdCostByUnit: : ($)**	**UnitEmissions: NOX: (LBS)**	**UnitEmissions: RGGICO2: (LBS)**	**UnitEmissions: SOX: (LBS)**
813	[redacted]			
814				
815				
816				
817				
818				
819				
820				
821				
822				
823				
824				
825				
826				
827				
828				
829				
830				
831				
832				
833				
834				
835				
836				
837				
838				
839				
840				

Column	F	G	H	I
Line #	**TotVarProdCostByUnit: : ($)**	**UnitEmissions: NOX: (LBS)**	**UnitEmissions: RGGICO2: (LBS)**	**UnitEmissions: SOX: (LBS)**
841	[redacted]			
842				
843				
844				
845				
846				
847				
848				
849				
850				
851				
852				
853				
854				
855				
856				
857				
858				
859				
860				
861				
862				
863				
864				
865				
866				
867				
868				

Column	F	G	H	I
Line #	**TotVarProdCostByUnit: : ($)**	**UnitEmissions: NOX: (LBS)**	**UnitEmissions: RGGICO2: (LBS)**	**UnitEmissions: SOX: (LBS)**
869	[redacted]			
870				
871				
872				
873				
874				
875				
876				
877				
878				
879				
880				
881				
882				
883				
884				
885				
886				
887				
888				
889				
890				
891				
892				
893				
894				
895				
896				

Column	F	G	H	I
Line #	**TotVarProdCostByUnit: : ($)**	**UnitEmissions: NOX: (LBS)**	**UnitEmissions: RGGICO2: (LBS)**	**UnitEmissions: SOX: (LBS)**
897	[redacted]			
898				
899				
900				
901				
902				
903				
904				
905				
906				
907				
908				
909				
910				
911				
912				
913				
914				
915				
916				
917				
918				
919				
920				
921				
922				
923				
924				

Column	F	G	H	I
Line #	**TotVarProdCostByUnit: : ($)**	**UnitEmissions: NOX: (LBS)**	**UnitEmissions: RGGICO2: (LBS)**	**UnitEmissions: SOX: (LBS)**
925	[redacted]			
926				
927				
928				
929				
930				
931				
932				
933				
934				
935				
936				
937				
938				
939				
940				
941				
942				
943				
944				
945				
946				
947				
948				
949				
950				
951				
952				

Column	F	G	H	I
Line #	**TotVarProdCostByUnit: : ($)**	**UnitEmissions: NOX: (LBS)**	**UnitEmissions: RGGICO2: (LBS)**	**UnitEmissions: SOX: (LBS)**
953	[redacted]			
954				
955				
956				
957				
958				
959				
960				
961				
962				
963				
964				
965				
966				
967				
968				
969				
970				
971				
972				
973				
974				
975				
976				
977				
978				
979				
980				

Column	F	G	H	I
Line #	**TotVarProdCostByUnit: : ($)**	**UnitEmissions: NOX: (LBS)**	**UnitEmissions: RGGICO2: (LBS)**	**UnitEmissions: SOX: (LBS)**
981	[redacted]			
982				
983				
984				
985				
986				
987				
988				
989				
990				
991				
992				
993				
994				
995				
996				
997				
998				
999				
1000				
1001				
1002				
1003				
1004				
1005				
1006				
1007				
1008				

Column	F	G	H	I
Line #	**TotVarProdCostByUnit: : ($)**	**UnitEmissions: NOX: (LBS)**	**UnitEmissions: RGGICO2: (LBS)**	**UnitEmissions: SOX: (LBS)**
1009	[redacted]			
1010				
1011				
1012				
1013				
1014				
1015				
1016				
1017				
1018				
1019				
1020				
1021				
1022				
1023				
1024				
1025				
1026				
1027				
1028				
1029				
1030				
1031				
1032				
1033				
1034				
1035				
1036				

Column	F	G	H	I
Line #	**TotVarProdCostByUnit: : ($)**	**UnitEmissions: NOX: (LBS)**	**UnitEmissions: RGGICO2: (LBS)**	**UnitEmissions: SOX: (LBS)**
1037	[redacted]			
1038				
1039				
1040				
1041				
1042				
1043				
1044				
1045				
1046				
1047				
1048				
1049				
1050				
1051				
1052				
1053				
1054				
1055				
1056				
1057				
1058				
1059				
1060				
1061				
1062				
1063				
1064				

Column	F	G	H	I
Line #	**TotVarProdCostByUnit: : ($)**	**UnitEmissions: NOX: (LBS)**	**UnitEmissions: RGGICO2: (LBS)**	**UnitEmissions: SOX: (LBS)**
1065	[redacted]			
1066				
1067				
1068				
1069				
1070				
1071				
1072				
1073				
1074				
1075				
1076				
1077				
1078				
1079				
1080				
1081				
1082				
1083				
1084				
1085				
1086				
1087				
1088				
1089				
1090				
1091				
1092				

Column	F	G	H	I
Line #	**TotVarProdCostByUnit: : ($)**	**UnitEmissions: NOX: (LBS)**	**UnitEmissions: RGGICO2: (LBS)**	**UnitEmissions: SOX: (LBS)**
1093	[redacted]			
1094				
1095				
1096				
1097				
1098				
1099				
1100				
1101				
1102				
1103				
1104				
1105				
1106				
1107				
1108				
1109				
1110				
1111				
1112				
1113				
1114				
1115				
1116				
1117				
1118				
1119				
1120				

Column	F	G	H	I
Line #	**TotVarProdCostByUnit: : ($)**	**UnitEmissions: NOX: (LBS)**	**UnitEmissions: RGGICO2: (LBS)**	**UnitEmissions: SOX: (LBS)**
1121	[redacted]			
1122				
1123				
1124				
1125				
1126				
1127				
1128				
1129				
1130				
1131				
1132				
1133				
1134				
1135				
1136				
1137				
1138				
1139				
1140				
1141				
1142				
1143				
1144				
1145				
1146				
1147				
1148				

Column	F	G	H	I
Line #	**TotVarProdCostByUnit: : ($)**	**UnitEmissions: NOX: (LBS)**	**UnitEmissions: RGGICO2: (LBS)**	**UnitEmissions: SOX: (LBS)**
1149	[redacted]			
1150				
1151				
1152				
1153				
1154				
1155				
1156				
1157				
1158				
1159				
1160				
1161				
1162				
1163				
1164				
1165				
1166				
1167				
1168				
1169				
1170				
1171				
1172				
1173				
1174				
1175				
1176				

Column	F	G	H	I
Line #	**TotVarProdCostByUnit: : ($)**	**UnitEmissions: NOX: (LBS)**	**UnitEmissions: RGGICO2: (LBS)**	**UnitEmissions: SOX: (LBS)**
1177	[redacted]			
1178				
1179				
1180				
1181				
1182				
1183				
1184				
1185				
1186				
1187				
1188				
1189				
1190				
1191				
1192				
1193				
1194				
1195				
1196				
1197				
1198				
1199				
1200				
1201				
1202				
1203				
1204				

Column	F	G	H	I
Line #	**TotVarProdCostByUnit: : ($)**	**UnitEmissions: NOX: (LBS)**	**UnitEmissions: RGGICO2: (LBS)**	**UnitEmissions: SOX: (LBS)**
1205	[redacted]			
1206				
1207				
1208				
1209				
1210				
1211				
1212				
1213				
1214				
1215				
1216				
1217				
1218				
1219				
1220				
1221				
1222				
1223				
1224				
1225				
1226				
1227				
1228				
1229				
1230				
1231				
1232				

Column	F	G	H	I
Line #	**TotVarProdCostByUnit: : ($)**	**UnitEmissions: NOX: (LBS)**	**UnitEmissions: RGGICO2: (LBS)**	**UnitEmissions: SOX: (LBS)**
1233	[redacted]			
1234				
1235				
1236				
1237				
1238				
1239				
1240				
1241				
1242				
1243				
1244				
1245				
1246				
1247				
1248				
1249				
1250				
1251				
1252				
1253				
1254				
1255				
1256				
1257				
1258				
1259				
1260				

Column	F	G	H	I
Line #	**TotVarProdCostByUnit: : ($)**	**UnitEmissions: NOX: (LBS)**	**UnitEmissions: RGGICO2: (LBS)**	**UnitEmissions: SOX: (LBS)**
1261	[redacted]			
1262				
1263				
1264				
1265				
1266				
1267				
1268				
1269				
1270				
1271				
1272				
1273				
1274				
1275				
1276				
1277				
1278				
1279				
1280				
1281				
1282				
1283				
1284				
1285				
1286				
1287				
1288				

Column	F	G	H	I
Line #	**TotVarProdCostByUnit: : ($)**	**UnitEmissions: NOX: (LBS)**	**UnitEmissions: RGGICO2: (LBS)**	**UnitEmissions: SOX: (LBS)**
1289	[redacted]			
1290				
1291				
1292				
1293				
1294				
1295				
1296				
1297				
1298				
1299				
1300				
1301				
1302				
1303				
1304				
1305				
1306				
1307				
1308				
1309				
1310				
1311				
1312				
1313				
1314				
1315				
1316				

Column	F	G	H	I
Line #	**TotVarProdCostByUnit: : ($)**	**UnitEmissions: NOX: (LBS)**	**UnitEmissions: RGGICO2: (LBS)**	**UnitEmissions: SOX: (LBS)**
1317	[redacted]			
1318				
1319				
1320				
1321				
1322				
1323				
1324				
1325				
1326				
1327				
1328				
1329				
1330				
1331				
1332				
1333				
1334				
1335				
1336				
1337				
1338				
1339				
1340				
1341				
1342				
1343				
1344				

Column	F	G	H	I
Line #	**TotVarProdCostByUnit: : ($)**	**UnitEmissions: NOX: (LBS)**	**UnitEmissions: RGGICO2: (LBS)**	**UnitEmissions: SOX: (LBS)**
1345	[redacted]			
1346				
1347				
1348				
1349				
1350				
1351				
1352				
1353				
1354				
1355				
1356				
1357				
1358				
1359				
1360				
1361				
1362				
1363				
1364				
1365				
1366				
1367				
1368				
1369				
1370				
1371				
1372				

Column	F	G	H	I
Line #	**TotVarProdCostByUnit: : ($)**	**UnitEmissions: NOX: (LBS)**	**UnitEmissions: RGGICO2: (LBS)**	**UnitEmissions: SOX: (LBS)**
1373	[redacted]			
1374				
1375				
1376				
1377				
1378				
1379				
1380				
1381				
1382				
1383				
1384				
1385				
1386				
1387				
1388				
1389				
1390				
1391				
1392				
1393				
1394				
1395				
1396				
1397				
1398				
1399				
1400				

Column	F	G	H	I
Line #	**TotVarProdCostByUnit: : ($)**	**UnitEmissions: NOX: (LBS)**	**UnitEmissions: RGGICO2: (LBS)**	**UnitEmissions: SOX: (LBS)**
1401	[redacted]			
1402				
1403				
1404				
1405				
1406				
1407				
1408				
1409				
1410				
1411				
1412				
1413				
1414				
1415				
1416				
1417				
1418				
1419				
1420				
1421				
1422				
1423				
1424				
1425				
1426				
1427				
1428				

Column	F	G	H	I
Line #	**TotVarProdCostByUnit: : ($)**	**UnitEmissions: NOX: (LBS)**	**UnitEmissions: RGGICO2: (LBS)**	**UnitEmissions: SOX: (LBS)**
1429	[redacted]			
1430				
1431				
1432				
1433				
1434				
1435				
1436				
1437				
1438				
1439				
1440				
1441				
1442				
1443				
1444				
1445				
1446				
1447				
1448				
1449				
1450				
1451				
1452				
1453				
1454				
1455				
1456				

Column	F	G	H	I
Line #	**TotVarProdCostByUnit: : ($)**	**UnitEmissions: NOX: (LBS)**	**UnitEmissions: RGGICO2: (LBS)**	**UnitEmissions: SOX: (LBS)**
1457	[redacted]			
1458				
1459				
1460				
1461				
1462				
1463				
1464				
1465				
1466				
1467				
1468				
1469				
1470				
1471				
1472				
1473				
1474				
1475				
1476				
1477				
1478				
1479				
1480				
1481				
1482				
1483				
1484				

Column	F	G	H	I
Line #	**TotVarProdCostByUnit: : ($)**	**UnitEmissions: NOX: (LBS)**	**UnitEmissions: RGGICO2: (LBS)**	**UnitEmissions: SOX: (LBS)**
1485	[redacted]			
1486				
1487				
1488				
1489				
1490				
1491				
1492				
1493				
1494				
1495				
1496				
1497				
1498				
1499				
1500				
1501				
1502				
1503				
1504				
1505				
1506				
1507				
1508				
1509				
1510				
1511				
1512				

Column	F	G	H	I
Line #	**TotVarProdCostByUnit: : ($)**	**UnitEmissions: NOX: (LBS)**	**UnitEmissions: RGGICO2: (LBS)**	**UnitEmissions: SOX: (LBS)**
1513	[redacted]			
1514				
1515				
1516				
1517				
1518				
1519				
1520				
1521				
1522				
1523				
1524				
1525				
1526				
1527				
1528				
1529				
1530				
1531				
1532				
1533				
1534				
1535				
1536				
1537				
1538				
1539				
1540				

Column	F	G	H	I
Line #	**TotVarProdCostByUnit: : ($)**	**UnitEmissions: NOX: (LBS)**	**UnitEmissions: RGGICO2: (LBS)**	**UnitEmissions: SOX: (LBS)**
1541	[redacted]			
1542				
1543				
1544				
1545				
1546				
1547				
1548				
1549				
1550				
1551				
1552				
1553				
1554				
1555				
1556				
1557				
1558				
1559				
1560				
1561				
1562				
1563				
1564				
1565				
1566				
1567				
1568				

Column	F	G	H	I
Line #	**TotVarProdCostByUnit: : ($)**	**UnitEmissions: NOX: (LBS)**	**UnitEmissions: RGGICO2: (LBS)**	**UnitEmissions: SOX: (LBS)**
1569	[redacted]			
1570				
1571				
1572				
1573				
1574				
1575				
1576				
1577				
1578				
1579				
1580				
1581				
1582				
1583				
1584				
1585				
1586				
1587				
1588				
1589				
1590				
1591				
1592				
1593				
1594				
1595				
1596				

Column	F	G	H	I
Line #	**TotVarProdCostByUnit: : ($)**	**UnitEmissions: NOX: (LBS)**	**UnitEmissions: RGGICO2: (LBS)**	**UnitEmissions: SOX: (LBS)**
1597	[redacted]			
1598				
1599				
1600				
1601				
1602				
1603				
1604				
1605				
1606				
1607				
1608				
1609				
1610				
1611				
1612				
1613				
1614				
1615				
1616				
1617				
1618				
1619				
1620				
1621				
1622				
1623				
1624				

Column	F	G	H	I
Line #	**TotVarProdCostByUnit: : ($)**	**UnitEmissions: NOX: (LBS)**	**UnitEmissions: RGGICO2: (LBS)**	**UnitEmissions: SOX: (LBS)**
1625	[redacted]			
1626				
1627				
1628				
1629				
1630				
1631				
1632				
1633				
1634				
1635				
1636				
1637				
1638				
1639				
1640				
1641				
1642				
1643				
1644				
1645				
1646				
1647				
1648				
1649				
1650				
1651				
1652				

Column	F	G	H	I
Line #	**TotVarProdCostByUnit: : ($)**	**UnitEmissions: NOX: (LBS)**	**UnitEmissions: RGGICO2: (LBS)**	**UnitEmissions: SOX: (LBS)**
1653	[redacted]			
1654				
1655				
1656				
1657				
1658				
1659				
1660				
1661				
1662				
1663				
1664				
1665				
1666				
1667				
1668				
1669				
1670				
1671				
1672				
1673				
1674				
1675				
1676				
1677				
1678				
1679				
1680				

Column	F	G	H	I
Line #	**TotVarProdCostByUnit: : ($)**	**UnitEmissions: NOX: (LBS)**	**UnitEmissions: RGGICO2: (LBS)**	**UnitEmissions: SOX: (LBS)**
1681	[redacted]			
1682				
1683				
1684				
1685				
1686				
1687				
1688				
1689				
1690				
1691				
1692				
1693				
1694				
1695				
1696				
1697				
1698				
1699				
1700				
1701				
1702				
1703				
1704				
1705				
1706				
1707				
1708				

Column	F	G	H	I
Line #	**TotVarProdCostByUnit: : ($)**	**UnitEmissions: NOX: (LBS)**	**UnitEmissions: RGGICO2: (LBS)**	**UnitEmissions: SOX: (LBS)**
1709	[redacted]			
1710				
1711				
1712				
1713				
1714				
1715				
1716				
1717				
1718				
1719				
1720				
1721				
1722				
1723				
1724				
1725				
1726				
1727				
1728				
1729				
1730				
1731				
1732				
1733				
1734				
1735				
1736				

Column	F	G	H	I
Line #	**TotVarProdCostByUnit: : ($)**	**UnitEmissions: NOX: (LBS)**	**UnitEmissions: RGGICO2: (LBS)**	**UnitEmissions: SOX: (LBS)**
1737	[redacted]			
1738				
1739				
1740				
1741				
1742				
1743				
1744				
1745				
1746				
1747				
1748				
1749				
1750				
1751				
1752				
1753				
1754				
1755				
1756				
1757				
1758				
1759				
1760				
1761				
1762				
1763				
1764				

Column	F	G	H	I
Line #	**TotVarProdCostByUnit: : ($)**	**UnitEmissions: NOX: (LBS)**	**UnitEmissions: RGGICO2: (LBS)**	**UnitEmissions: SOX: (LBS)**
1765	[redacted]			
1766				
1767				
1768				
1769				
1770				
1771				
1772				
1773				
1774				
1775				
1776				
1777				
1778				
1779				
1780				
1781				
1782				
1783				
1784				
1785				
1786				
1787				
1788				
1789				
1790				
1791				
1792				

Column	F	G	H	I
Line #	**TotVarProdCostByUnit: : ($)**	**UnitEmissions: NOX: (LBS)**	**UnitEmissions: RGGICO2: (LBS)**	**UnitEmissions: SOX: (LBS)**
1793	[redacted]			
1794				
1795				
1796				
1797				
1798				
1799				
1800				
1801				
1802				
1803				
1804				
1805				
1806				
1807				
1808				
1809				
1810				
1811				
1812				
1813				
1814				
1815				
1816				
1817				
1818				
1819				
1820				

Column	F	G	H	I
Line #	**TotVarProdCostByUnit: : ($)**	**UnitEmissions: NOX: (LBS)**	**UnitEmissions: RGGICO2: (LBS)**	**UnitEmissions: SOX: (LBS)**
1821	[redacted]			
1822				
1823				
1824				
1825				
1826				
1827				
1828				
1829				
1830				
1831				
1832				
1833				
1834				
1835				
1836				
1837				
1838				
1839				
1840				
1841				
1842				
1843				
1844				
1845				
1846				
1847				
1848				

Column	F	G	H	I
Line #	**TotVarProdCostByUnit: : ($)**	**UnitEmissions: NOX: (LBS)**	**UnitEmissions: RGGICO2: (LBS)**	**UnitEmissions: SOX: (LBS)**
1849	[redacted]			
1850				
1851				
1852				
1853				
1854				
1855				
1856				
1857				
1858				
1859				
1860				
1861				
1862				
1863				
1864				
1865				
1866				
1867				
1868				
1869				
1870				
1871				
1872				
1873				
1874				
1875				
1876				

Column	F	G	H	I
Line #	**TotVarProdCostByUnit: : ($)**	**UnitEmissions: NOX: (LBS)**	**UnitEmissions: RGGICO2: (LBS)**	**UnitEmissions: SOX: (LBS)**
1877	[redacted]			
1878				
1879				
1880				
1881				
1882				
1883				
1884				
1885				
1886				
1887				
1888				
1889				
1890				
1891				
1892				
1893				
1894				
1895				
1896				
1897				
1898				
1899				
1900				
1901				
1902				
1903				
1904				

Column	F	G	H	I
Line #	**TotVarProdCostByUnit: : ($)**	**UnitEmissions: NOX: (LBS)**	**UnitEmissions: RGGICO2: (LBS)**	**UnitEmissions: SOX: (LBS)**
1905	[redacted]			
1906				
1907				
1908				
1909				
1910				
1911				
1912				
1913				
1914				
1915				
1916				
1917				
1918				
1919				
1920				
1921				
1922				
1923				
1924				
1925				
1926				
1927				
1928				
1929				
1930				
1931				
1932				

Column	F	G	H	I
Line #	**TotVarProdCostByUnit: : ($)**	**UnitEmissions: NOX: (LBS)**	**UnitEmissions: RGGICO2: (LBS)**	**UnitEmissions: SOX: (LBS)**
1933	[redacted]			
1934				
1935				
1936				
1937				
1938				
1939				
1940				
1941				
1942				
1943				
1944				
1945				
1946				
1947				
1948				
1949				
1950				
1951				
1952				
1953				
1954				
1955				
1956				
1957				
1958				
1959				
1960				

Column	F	G	H	I
Line #	**TotVarProdCostByUnit: : ($)**	**UnitEmissions: NOX: (LBS)**	**UnitEmissions: RGGICO2: (LBS)**	**UnitEmissions: SOX: (LBS)**
1961	[redacted]			
1962				
1963				
1964				
1965				
1966				
1967				
1968				
1969				
1970				
1971				
1972				
1973				
1974				
1975				
1976				
1977				
1978				
1979				
1980				
1981				
1982				
1983				
1984				
1985				
1986				
1987				
1988				

Column	F	G	H	I
Line #	**TotVarProdCostByUnit: : ($)**	**UnitEmissions: NOX: (LBS)**	**UnitEmissions: RGGICO2: (LBS)**	**UnitEmissions: SOX: (LBS)**
1989	[redacted]			
1990				
1991				
1992				
1993				
1994				
1995				
1996				
1997				
1998				
1999				
2000				
2001				
2002				
2003				
2004				
2005				
2006				
2007				
2008				
2009				
2010				
2011				
2012				
2013				
2014				
2015				
2016				

Column	F	G	H	I
Line #	**TotVarProdCostByUnit: : ($)**	**UnitEmissions: NOX: (LBS)**	**UnitEmissions: RGGICO2: (LBS)**	**UnitEmissions: SOX: (LBS)**
2017	[redacted]			
2018				
2019				
2020				
2021				
2022				
2023				
2024				
2025				
2026				
2027				
2028				
2029				
2030				
2031				
2032				
2033				
2034				
2035				
2036				
2037				
2038				
2039				
2040				
2041				
2042				
2043				
2044				

Column	F	G	H	I
Line #	**TotVarProdCostByUnit: : ($)**	**UnitEmissions: NOX: (LBS)**	**UnitEmissions: RGGICO2: (LBS)**	**UnitEmissions: SOX: (LBS)**
2045	[redacted]			
2046				
2047				
2048				
2049				
2050				
2051				
2052				
2053				
2054				
2055				
2056				
2057				
2058				
2059				
2060				
2061				
2062				
2063				
2064				
2065				
2066				
2067				
2068				
2069				
2070				
2071				
2072				

Column	F	G	H	I
Line #	**TotVarProdCostByUnit: : ($)**	**UnitEmissions: NOX: (LBS)**	**UnitEmissions: RGGICO2: (LBS)**	**UnitEmissions: SOX: (LBS)**
2073	[redacted]			
2074				
2075				
2076				
2077				
2078				
2079				
2080				
2081				
2082				
2083				
2084				
2085				
2086				
2087				
2088				
2089				
2090				
2091				
2092				
2093				
2094				
2095				
2096				
2097				
2098				
2099				
2100				

Column	F	G	H	I
Line #	**TotVarProdCostByUnit: : ($)**	**UnitEmissions: NOX: (LBS)**	**UnitEmissions: RGGICO2: (LBS)**	**UnitEmissions: SOX: (LBS)**
2101	[redacted]			
2102				
2103				
2104				
2105				
2106				
2107				
2108				
2109				
2110				
2111				
2112				
2113				
2114				
2115				
2116				
2117				
2118				
2119				
2120				
2121				
2122				
2123				
2124				
2125				
2126				
2127				
2128				

Column	F	G	H	I
Line #	**TotVarProdCostByUnit: : ($)**	**UnitEmissions: NOX: (LBS)**	**UnitEmissions: RGGICO2: (LBS)**	**UnitEmissions: SOX: (LBS)**
2129	[redacted]			
2130				
2131				
2132				
2133				
2134				
2135				
2136				
2137				
2138				
2139				
2140				
2141				
2142				
2143				
2144				
2145				
2146				
2147				
2148				
2149				
2150				
2151				
2152				
2153				
2154				
2155				
2156				

Column	F	G	H	I
Line #	**TotVarProdCostByUnit: : ($)**	**UnitEmissions: NOX: (LBS)**	**UnitEmissions: RGGICO2: (LBS)**	**UnitEmissions: SOX: (LBS)**
2157	[redacted]			
2158				
2159				
2160				
2161				
2162				
2163				
2164				
2165				
2166				
2167				
2168				
2169				
2170				
2171				
2172				
2173				
2174				
2175				
2176				
2177				
2178				
2179				
2180				
2181				
2182				
2183				
2184				

Column	F	G	H	I
Line #	**TotVarProdCostByUnit: : ($)**	**UnitEmissions: NOX: (LBS)**	**UnitEmissions: RGGICO2: (LBS)**	**UnitEmissions: SOX: (LBS)**
2185	[redacted]			
2186				
2187				
2188				
2189				
2190				
2191				
2192				
2193				
2194				
2195				
2196				
2197				
2198				
2199				
2200				
2201				
2202				
2203				
2204				
2205				
2206				
2207				
2208				
2209				
2210				
2211				
2212				

Column	F	G	H	I
Line #	**TotVarProdCostByUnit: : ($)**	**UnitEmissions: NOX: (LBS)**	**UnitEmissions: RGGICO2: (LBS)**	**UnitEmissions: SOX: (LBS)**
2213	[redacted]			
2214				
2215				
2216				
2217				
2218				
2219				
2220				
2221				
2222				
2223				
2224				
2225				
2226				
2227				
2228				
2229				
2230				
2231				
2232				
2233				
2234				
2235				
2236				
2237				
2238				
2239				
2240				

Column	F	G	H	I
Line #	**TotVarProdCostByUnit: : ($)**	**UnitEmissions: NOX: (LBS)**	**UnitEmissions: RGGICO2: (LBS)**	**UnitEmissions: SOX: (LBS)**
2241	[redacted]			
2242				
2243				
2244				
2245				
2246				
2247				
2248				
2249				
2250				
2251				
2252				
2253				
2254				
2255				
2256				
2257				
2258				
2259				
2260				
2261				
2262				
2263				
2264				
2265				
2266				
2267				
2268				

Column	F	G	H	I
Line #	**TotVarProdCostByUnit: : ($)**	**UnitEmissions: NOX: (LBS)**	**UnitEmissions: RGGICO2: (LBS)**	**UnitEmissions: SOX: (LBS)**
2269	[redacted]			
2270				
2271				
2272				
2273				
2274				
2275				
2276				
2277				
2278				
2279				
2280				
2281				
2282				
2283				
2284				
2285				
2286				
2287				
2288				
2289				
2290				
2291				
2292				
2293				
2294				
2295				
2296				

Column	F	G	H	I
Line #	**TotVarProdCostByUnit: : ($)**	**UnitEmissions: NOX: (LBS)**	**UnitEmissions: RGGICO2: (LBS)**	**UnitEmissions: SOX: (LBS)**
2297	[redacted]			
2298				
2299				
2300				
2301				
2302				
2303				
2304				
2305				
2306				
2307				
2308				
2309				
2310				
2311				
2312				
2313				
2314				
2315				
2316				
2317				
2318				
2319				
2320				
2321				
2322				
2323				
2324				

Column	F	G	H	I
Line #	**TotVarProdCostByUnit: : ($)**	**UnitEmissions: NOX: (LBS)**	**UnitEmissions: RGGICO2: (LBS)**	**UnitEmissions: SOX: (LBS)**
2325	[redacted]			
2326				
2327				
2328				
2329				
2330				
2331				
2332				
2333				
2334				
2335				
2336				
2337				
2338				
2339				
2340				
2341				
2342				
2343				
2344				
2345				
2346				
2347				
2348				
2349				
2350				
2351				
2352				

Column	F	G	H	I
Line #	**TotVarProdCostByUnit: : ($)**	**UnitEmissions: NOX: (LBS)**	**UnitEmissions: RGGICO2: (LBS)**	**UnitEmissions: SOX: (LBS)**
2353	[redacted]			
2354				
2355				
2356				
2357				
2358				
2359				
2360				
2361				
2362				
2363				
2364				
2365				
2366				
2367				
2368				
2369				
2370				
2371				
2372				
2373				
2374				
2375				
2376				
2377				
2378				
2379				
2380				

Column	F	G	H	I
Line #	**TotVarProdCostByUnit: : ($)**	**UnitEmissions: NOX: (LBS)**	**UnitEmissions: RGGICO2: (LBS)**	**UnitEmissions: SOX: (LBS)**
2381	[redacted]			
2382				
2383				
2384				
2385				
2386				
2387				
2388				
2389				
2390				
2391				
2392				
2393				
2394				
2395				
2396				
2397				
2398				
2399				
2400				
2401				
2402				
2403				
2404				
2405				
2406				
2407				
2408				

Column	F	G	H	I
Line #	**TotVarProdCostByUnit: : ($)**	**UnitEmissions: NOX: (LBS)**	**UnitEmissions: RGGICO2: (LBS)**	**UnitEmissions: SOX: (LBS)**
2409	[redacted]			
2410				
2411				
2412				
2413				
2414				
2415				
2416				
2417				
2418				
2419				
2420				
2421				
2422				
2423				
2424				
2425				
2426				
2427				
2428				
2429				
2430				
2431				
2432				
2433				
2434				
2435				
2436				

Column	F	G	H	I
Line #	**TotVarProdCostByUnit: : ($)**	**UnitEmissions: NOX: (LBS)**	**UnitEmissions: RGGICO2: (LBS)**	**UnitEmissions: SOX: (LBS)**
2437	[redacted]			
2438				
2439				
2440				
2441				
2442				
2443				
2444				
2445				
2446				
2447				
2448				
2449				
2450				
2451				
2452				
2453				
2454				
2455				
2456				
2457				
2458				
2459				
2460				
2461				
2462				
2463				
2464				

Column	F	G	H	I
Line #	**TotVarProdCostByUnit: : ($)**	**UnitEmissions: NOX: (LBS)**	**UnitEmissions: RGGICO2: (LBS)**	**UnitEmissions: SOX: (LBS)**
2465	[redacted]			
2466				
2467				
2468				
2469				
2470				
2471				
2472				
2473				
2474				
2475				
2476				
2477				
2478				
2479				
2480				
2481				
2482				
2483				
2484				
2485				
2486				
2487				
2488				
2489				
2490				
2491				
2492				

Column	F	G	H	I
Line #	**TotVarProdCostByUnit: : ($)**	**UnitEmissions: NOX: (LBS)**	**UnitEmissions: RGGICO2: (LBS)**	**UnitEmissions: SOX: (LBS)**
2493	[redacted]			
2494				
2495				
2496				
2497				
2498				
2499				
2500				
2501				
2502				
2503				
2504				
2505				
2506				
2507				
2508				
2509				
2510				
2511				
2512				
2513				
2514				
2515				
2516				
2517				
2518				
2519				
2520				

Column	F	G	H	I
Line #	**TotVarProdCostByUnit: : ($)**	**UnitEmissions: NOX: (LBS)**	**UnitEmissions: RGGICO2: (LBS)**	**UnitEmissions: SOX: (LBS)**
2521	[redacted]			
2522				
2523				
2524				
2525				
2526				
2527				
2528				
2529				
2530				
2531				
2532				
2533				
2534				
2535				
2536				
2537				
2538				
2539				
2540				
2541				
2542				
2543				
2544				
2545				
2546				
2547				
2548				

Column	F	G	H	I
Line #	**TotVarProdCostByUnit: : ($)**	**UnitEmissions: NOX: (LBS)**	**UnitEmissions: RGGICO2: (LBS)**	**UnitEmissions: SOX: (LBS)**
2549	[redacted]			
2550				
2551				
2552				
2553				
2554				
2555				
2556				
2557				
2558				
2559				
2560				
2561				
2562				
2563				
2564				
2565				
2566				
2567				
2568				
2569				
2570				
2571				
2572				
2573				
2574				
2575				
2576				

Column	F	G	H	I
Line #	**TotVarProdCostByUnit: : ($)**	**UnitEmissions: NOX: (LBS)**	**UnitEmissions: RGGICO2: (LBS)**	**UnitEmissions: SOX: (LBS)**
2577	[redacted]			
2578				
2579				
2580				
2581				
2582				
2583				
2584				
2585				
2586				
2587				
2588				
2589				
2590				
2591				
2592				
2593				
2594				
2595				
2596				
2597				
2598				
2599				
2600				
2601				
2602				
2603				
2604				

Column	F	G	H	I
Line #	**TotVarProdCostByUnit: : ($)**	**UnitEmissions: NOX: (LBS)**	**UnitEmissions: RGGICO2: (LBS)**	**UnitEmissions: SOX: (LBS)**
2605	[redacted]			
2606				
2607				
2608				
2609				
2610				
2611				
2612				
2613				
2614				
2615				
2616				
2617				
2618				
2619				
2620				
2621				
2622				
2623				
2624				
2625				
2626				
2627				
2628				
2629				
2630				
2631				
2632				

Column	F	G	H	I
Line #	**TotVarProdCostByUnit: : ($)**	**UnitEmissions: NOX: (LBS)**	**UnitEmissions: RGGICO2: (LBS)**	**UnitEmissions: SOX: (LBS)**
2633	[redacted]			
2634				
2635				
2636				
2637				
2638				
2639				
2640				
2641				
2642				
2643				
2644				
2645				
2646				
2647				
2648				
2649				
2650				
2651				
2652				
2653				
2654				
2655				
2656				
2657				
2658				
2659				
2660				

Column	F	G	H	I
Line #	**TotVarProdCostByUnit: : ($)**	**UnitEmissions: NOX: (LBS)**	**UnitEmissions: RGGICO2: (LBS)**	**UnitEmissions: SOX: (LBS)**
2661	[redacted]			
2662				
2663				
2664				
2665				
2666				
2667				
2668				
2669				
2670				
2671				
2672				
2673				
2674				
2675				
2676				
2677				
2678				
2679				
2680				
2681				
2682				
2683				
2684				
2685				
2686				
2687				
2688				

Column	F	G	H	I
Line #	**TotVarProdCostByUnit: : ($)**	**UnitEmissions: NOX: (LBS)**	**UnitEmissions: RGGICO2: (LBS)**	**UnitEmissions: SOX: (LBS)**
2689	[redacted]			
2690				
2691				
2692				
2693				
2694				
2695				
2696				
2697				
2698				
2699				
2700				
2701				
2702				
2703				
2704				
2705				
2706				
2707				
2708				
2709				
2710				
2711				
2712				
2713				
2714				
2715				
2716				

Column	F	G	H	I
Line #	**TotVarProdCostByUnit: : ($)**	**UnitEmissions: NOX: (LBS)**	**UnitEmissions: RGGICO2: (LBS)**	**UnitEmissions: SOX: (LBS)**
2717	[redacted]			
2718				
2719				
2720				
2721				
2722				
2723				
2724				
2725				
2726				
2727				
2728				
2729				
2730				
2731				
2732				
2733				
2734				
2735				
2736				
2737				
2738				
2739				
2740				
2741				
2742				
2743				
2744				

Column	F	G	H	I
Line #	**TotVarProdCostByUnit: : ($)**	**UnitEmissions: NOX: (LBS)**	**UnitEmissions: RGGICO2: (LBS)**	**UnitEmissions: SOX: (LBS)**
2745	[redacted]			
2746				
2747				
2748				
2749				
2750				
2751				
2752				
2753				
2754				
2755				
2756				
2757				
2758				
2759				
2760				
2761				
2762				
2763				
2764				
2765				
2766				
2767				
2768				
2769				
2770				
2771				
2772				

Column	F	G	H	I
Line #	**TotVarProdCostByUnit: : ($)**	**UnitEmissions: NOX: (LBS)**	**UnitEmissions: RGGICO2: (LBS)**	**UnitEmissions: SOX: (LBS)**
2773	[redacted]			
2774				
2775				
2776				
2777				
2778				
2779				
2780				
2781				
2782				
2783				
2784				
2785				
2786				
2787				
2788				
2789				
2790				
2791				
2792				
2793				
2794				
2795				
2796				
2797				
2798				
2799				
2800				

Column	F	G	H	I
Line #	**TotVarProdCostByUnit: : ($)**	**UnitEmissions: NOX: (LBS)**	**UnitEmissions: RGGICO2: (LBS)**	**UnitEmissions: SOX: (LBS)**
2801	[redacted]			
2802				
2803				
2804				
2805				
2806				
2807				
2808				
2809				
2810				
2811				
2812				
2813				
2814				
2815				
2816				
2817				
2818				
2819				
2820				
2821				
2822				
2823				
2824				
2825				
2826				
2827				
2828				

Column	F	G	H	I
Line #	**TotVarProdCostByUnit: : ($)**	**UnitEmissions: NOX: (LBS)**	**UnitEmissions: RGGICO2: (LBS)**	**UnitEmissions: SOX: (LBS)**
2829	[redacted]			
2830				
2831				
2832				
2833				
2834				
2835				
2836				
2837				
2838				
2839				
2840				
2841				
2842				
2843				
2844				
2845				
2846				
2847				
2848				
2849				
2850				
2851				
2852				
2853				
2854				
2855				
2856				

Column	F	G	H	I
Line #	**TotVarProdCostByUnit: : ($)**	**UnitEmissions: NOX: (LBS)**	**UnitEmissions: RGGICO2: (LBS)**	**UnitEmissions: SOX: (LBS)**
2857	[redacted]			
2858				
2859				
2860				
2861				
2862				
2863				
2864				
2865				
2866				
2867				
2868				
2869				
2870				
2871				
2872				
2873				
2874				
2875				
2876				
2877				
2878				
2879				
2880				
2881				
2882				
2883				
2884				

Column	F	G	H	I
Line #	**TotVarProdCostByUnit: : ($)**	**UnitEmissions: NOX: (LBS)**	**UnitEmissions: RGGICO2: (LBS)**	**UnitEmissions: SOX: (LBS)**
2885	[redacted]			
2886				
2887				
2888				
2889				
2890				
2891				
2892				
2893				
2894				
2895				
2896				
2897				
2898				
2899				
2900				
2901				
2902				
2903				
2904				
2905				
2906				
2907				
2908				
2909				
2910				
2911				
2912				

Column	F	G	H	I
Line #	**TotVarProdCostByUnit: : ($)**	**UnitEmissions: NOX: (LBS)**	**UnitEmissions: RGGICO2: (LBS)**	**UnitEmissions: SOX: (LBS)**
2913	[redacted]			
2914				
2915				
2916				
2917				
2918				
2919				
2920				
2921				
2922				
2923				
2924				
2925				
2926				
2927				
2928				
2929				
2930				
2931				
2932				
2933				
2934				
2935				
2936				
2937				
2938				
2939				
2940				

Column	F	G	H	I
Line #	**TotVarProdCostByUnit: : ($)**	**UnitEmissions: NOX: (LBS)**	**UnitEmissions: RGGICO2: (LBS)**	**UnitEmissions: SOX: (LBS)**
2941	[redacted]			
2942				
2943				
2944				
2945				
2946				
2947				
2948				
2949				
2950				
2951				
2952				
2953				
2954				
2955				
2956				
2957				
2958				
2959				
2960				
2961				
2962				
2963				
2964				
2965				
2966				
2967				
2968				

Column	F	G	H	I
Line #	**TotVarProdCostByUnit: : ($)**	**UnitEmissions: NOX: (LBS)**	**UnitEmissions: RGGICO2: (LBS)**	**UnitEmissions: SOX: (LBS)**
2969	[redacted]			
2970				
2971				
2972				
2973				
2974				
2975				
2976				
2977				
2978				
2979				
2980				
2981				
2982				
2983				
2984				
2985				
2986				
2987				
2988				
2989				
2990				
2991				
2992				
2993				
2994				
2995				
2996				

Column	F	G	H	I
Line #	**TotVarProdCostByUnit: : ($)**	**UnitEmissions: NOX: (LBS)**	**UnitEmissions: RGGICO2: (LBS)**	**UnitEmissions: SOX: (LBS)**
2997	[redacted]			
2998				
2999				
3000				
3001				
3002				
3003				
3004				
3005				
3006				
3007				
3008				
3009				
3010				
3011				
3012				
3013				
3014				
3015				
3016				
3017				
3018				
3019				
3020				
3021				
3022				
3023				
3024				

Column	F	G	H	I
Line #	**TotVarProdCostByUnit: : ($)**	**UnitEmissions: NOX: (LBS)**	**UnitEmissions: RGGICO2: (LBS)**	**UnitEmissions: SOX: (LBS)**
3025	[redacted]			
3026				
3027				
3028				
3029				
3030				
3031				
3032				
3033				
3034				
3035				
3036				
3037				
3038				
3039				
3040				
3041				
3042				
3043				
3044				
3045				
3046				
3047				
3048				
3049				
3050				
3051				
3052				

Column	F	G	H	I
Line #	**TotVarProdCostByUnit: : ($)**	**UnitEmissions: NOX: (LBS)**	**UnitEmissions: RGGICO2: (LBS)**	**UnitEmissions: SOX: (LBS)**
3053	[redacted]			
3054				
3055				
3056				
3057				
3058				
3059				
3060				
3061				
3062				
3063				
3064				
3065				
3066				
3067				
3068				
3069				
3070				
3071				
3072				
3073				
3074				
3075				
3076				
3077				
3078				
3079				
3080				

Column	F	G	H	I
Line #	**TotVarProdCostByUnit: : ($)**	**UnitEmissions: NOX: (LBS)**	**UnitEmissions: RGGICO2: (LBS)**	**UnitEmissions: SOX: (LBS)**
3081	[redacted]			
3082				
3083				
3084				
3085				
3086				
3087				
3088				
3089				
3090				
3091				
3092				
3093				
3094				
3095				
3096				
3097				
3098				
3099				
3100				
3101				
3102				
3103				
3104				
3105				
3106				
3107				
3108				

Column	F	G	H	I
Line #	**TotVarProdCostByUnit: : ($)**	**UnitEmissions: NOX: (LBS)**	**UnitEmissions: RGGICO2: (LBS)**	**UnitEmissions: SOX: (LBS)**
3109	[redacted]			
3110				
3111				
3112				
3113				
3114				
3115				
3116				
3117				
3118				
3119				
3120				
3121				
3122				
3123				
3124				
3125				
3126				
3127				
3128				
3129				
3130				
3131				
3132				
3133				
3134				
3135				
3136				

Column	F	G	H	I
Line #	**TotVarProdCostByUnit: : ($)**	**UnitEmissions: NOX: (LBS)**	**UnitEmissions: RGGICO2: (LBS)**	**UnitEmissions: SOX: (LBS)**
3137	[redacted]			
3138				
3139				
3140				
3141				
3142				
3143				
3144				
3145				
3146				
3147				
3148				
3149				
3150				
3151				
3152				
3153				
3154				
3155				
3156				
3157				
3158				
3159				
3160				
3161				
3162				
3163				
3164				

Column	F	G	H	I
Line #	**TotVarProdCostByUnit: : ($)**	**UnitEmissions: NOX: (LBS)**	**UnitEmissions: RGGICO2: (LBS)**	**UnitEmissions: SOX: (LBS)**
3165	[redacted]			
3166				
3167				
3168				
3169				
3170				
3171				
3172				
3173				
3174				
3175				
3176				
3177				
3178				
3179				
3180				
3181				
3182				
3183				
3184				
3185				
3186				
3187				
3188				
3189				
3190				
3191				
3192				

Column	F	G	H	I
Line #	**TotVarProdCostByUnit: : ($)**	**UnitEmissions: NOX: (LBS)**	**UnitEmissions: RGGICO2: (LBS)**	**UnitEmissions: SOX: (LBS)**
3193	[redacted]			
3194				
3195				
3196				
3197				
3198				
3199				
3200				
3201				
3202				
3203				
3204				
3205				
3206				
3207				
3208				
3209				
3210				
3211				
3212				
3213				
3214				
3215				
3216				
3217				
3218				
3219				
3220				

Column	F	G	H	I
Line #	**TotVarProdCostByUnit: : ($)**	**UnitEmissions: NOX: (LBS)**	**UnitEmissions: RGGICO2: (LBS)**	**UnitEmissions: SOX: (LBS)**
3221	[redacted]			
3222				
3223				
3224				
3225				
3226				
3227				
3228				
3229				
3230				
3231				
3232				
3233				
3234				
3235				
3236				
3237				
3238				
3239				
3240				
3241				
3242				
3243				
3244				
3245				
3246				
3247				
3248				

Column	F	G	H	I
Line #	**TotVarProdCostByUnit: : ($)**	**UnitEmissions: NOX: (LBS)**	**UnitEmissions: RGGICO2: (LBS)**	**UnitEmissions: SOX: (LBS)**
3249	[redacted]			
3250				
3251				
3252				
3253				
3254				
3255				
3256				
3257				
3258				
3259				
3260				
3261				
3262				
3263				
3264				
3265				
3266				
3267				
3268				
3269				
3270				
3271				
3272				
3273				
3274				
3275				
3276				

Column	F	G	H	I
Line #	**TotVarProdCostByUnit: : ($)**	**UnitEmissions: NOX: (LBS)**	**UnitEmissions: RGGICO2: (LBS)**	**UnitEmissions: SOX: (LBS)**
3277	[redacted]			
3278				
3279				
3280				
3281				
3282				
3283				
3284				
3285				
3286				
3287				
3288				
3289				
3290				
3291				
3292				
3293				
3294				
3295				
3296				
3297				
3298				
3299				
3300				
3301				
3302				
3303				
3304				

Column	F	G	H	I
Line #	**TotVarProdCostByUnit: : ($)**	**UnitEmissions: NOX: (LBS)**	**UnitEmissions: RGGICO2: (LBS)**	**UnitEmissions: SOX: (LBS)**
3305	[redacted]			
3306				
3307				
3308				
3309				
3310				
3311				
3312				
3313				
3314				
3315				
3316				
3317				
3318				
3319				
3320				
3321				
3322				
3323				
3324				
3325				
3326				
3327				
3328				
3329				
3330				
3331				
3332				

Column	F	G	H	I
Line #	**TotVarProdCostByUnit: : ($)**	**UnitEmissions: NOX: (LBS)**	**UnitEmissions: RGGICO2: (LBS)**	**UnitEmissions: SOX: (LBS)**
3333	[redacted]			
3334				
3335				
3336				
3337				
3338				
3339				
3340				
3341				
3342				
3343				
3344				
3345				
3346				
3347				
3348				
3349				
3350				
3351				
3352				
3353				
3354				
3355				
3356				
3357				
3358				
3359				
3360				

Column	F	G	H	I
Line #	**TotVarProdCostByUnit: : ($)**	**UnitEmissions: NOX: (LBS)**	**UnitEmissions: RGGICO2: (LBS)**	**UnitEmissions: SOX: (LBS)**
3361	[redacted]			
3362				
3363				
3364				
3365				
3366				
3367				
3368				
3369				
3370				
3371				
3372				
3373				
3374				
3375				
3376				
3377				
3378				
3379				
3380				
3381				
3382				
3383				
3384				
3385				
3386				
3387				
3388				

Column	F	G	H	I
Line #	**TotVarProdCostByUnit: : ($)**	**UnitEmissions: NOX: (LBS)**	**UnitEmissions: RGGICO2: (LBS)**	**UnitEmissions: SOX: (LBS)**
3389	[redacted]			
3390				
3391				
3392				
3393				
3394				
3395				
3396				
3397				
3398				
3399				
3400				
3401				
3402				
3403				
3404				
3405				
3406				
3407				
3408				
3409				
3410				
3411				
3412				
3413				
3414				
3415				
3416				

Column	F	G	H	I
Line #	**TotVarProdCostByUnit: : ($)**	**UnitEmissions: NOX: (LBS)**	**UnitEmissions: RGGICO2: (LBS)**	**UnitEmissions: SOX: (LBS)**
3417	[redacted]			
3418				
3419				
3420				
3421				
3422				
3423				
3424				
3425				
3426				
3427				
3428				
3429				
3430				
3431				
3432				
3433				
3434				
3435				
3436				
3437				
3438				
3439				
3440				
3441				
3442				
3443				
3444				

Column	F	G	H	I
Line #	**TotVarProdCostByUnit: : ($)**	**UnitEmissions: NOX: (LBS)**	**UnitEmissions: RGGICO2: (LBS)**	**UnitEmissions: SOX: (LBS)**
3445	[redacted]			
3446				
3447				
3448				
3449				
3450				
3451				
3452				
3453				
3454				
3455				
3456				
3457				
3458				
3459				
3460				
3461				
3462				
3463				
3464				
3465				
3466				
3467				
3468				
3469				
3470				
3471				
3472				

Column	F	G	H	I
Line #	**TotVarProdCostByUnit: : ($)**	**UnitEmissions: NOX: (LBS)**	**UnitEmissions: RGGICO2: (LBS)**	**UnitEmissions: SOX: (LBS)**
3473	[redacted]			
3474				
3475				
3476				
3477				
3478				
3479				
3480				
3481				
3482				
3483				
3484				
3485				
3486				
3487				
3488				
3489				
3490				
3491				
3492				
3493				
3494				
3495				
3496				
3497				
3498				
3499				
3500				

Column	F	G	H	I
Line #	**TotVarProdCostByUnit: : ($)**	**UnitEmissions: NOX: (LBS)**	**UnitEmissions: RGGICO2: (LBS)**	**UnitEmissions: SOX: (LBS)**
3501	[redacted]			
3502				
3503				
3504				
3505				
3506				
3507				
3508				
3509				
3510				
3511				
3512				
3513				
3514				
3515				
3516				
3517				
3518				
3519				
3520				
3521				
3522				
3523				
3524				
3525				
3526				
3527				
3528				

Column	F	G	H	I
Line #	**TotVarProdCostByUnit: : ($)**	**UnitEmissions: NOX: (LBS)**	**UnitEmissions: RGGICO2: (LBS)**	**UnitEmissions: SOX: (LBS)**
3529	[redacted]			
3530				
3531				
3532				
3533				
3534				
3535				
3536				
3537				
3538				
3539				
3540				
3541				
3542				
3543				
3544				
3545				
3546				
3547				
3548				
3549				
3550				
3551				
3552				
3553				
3554				
3555				
3556				

Column	F	G	H	I
Line #	**TotVarProdCostByUnit: : ($)**	**UnitEmissions: NOX: (LBS)**	**UnitEmissions: RGGICO2: (LBS)**	**UnitEmissions: SOX: (LBS)**
3557	[redacted]			
3558				
3559				
3560				
3561				
3562				
3563				
3564				
3565				
3566				
3567				
3568				
3569				
3570				
3571				
3572				
3573				
3574				
3575				
3576				
3577				
3578				
3579				
3580				
3581				
3582				
3583				
3584				

Column	F	G	H	I
Line #	**TotVarProdCostByUnit: : ($)**	**UnitEmissions: NOX: (LBS)**	**UnitEmissions: RGGICO2: (LBS)**	**UnitEmissions: SOX: (LBS)**
3585	[redacted]			
3586				
3587				
3588				
3589				
3590				
3591				
3592				
3593				
3594				
3595				
3596				
3597				
3598				
3599				
3600				
3601				
3602				
3603				
3604				
3605				
3606				
3607				
3608				
3609				
3610				
3611				
3612				

Column	F	G	H	I
Line #	**TotVarProdCostByUnit: : ($)**	**UnitEmissions: NOX: (LBS)**	**UnitEmissions: RGGICO2: (LBS)**	**UnitEmissions: SOX: (LBS)**
3613	[redacted]			
3614				
3615				
3616				
3617				
3618				
3619				
3620				
3621				
3622				
3623				
3624				
3625				
3626				
3627				
3628				
3629				
3630				
3631				
3632				
3633				
3634				
3635				
3636				
3637				
3638				
3639				
3640				

Column	F	G	H	I
Line #	**TotVarProdCostByUnit: : ($)**	**UnitEmissions: NOX: (LBS)**	**UnitEmissions: RGGICO2: (LBS)**	**UnitEmissions: SOX: (LBS)**
3641	[redacted]			
3642				
3643				
3644				
3645				
3646				
3647				
3648				
3649				
3650				
3651				
3652				
3653				
3654				
3655				
3656				
3657				
3658				
3659				
3660				
3661				
3662				
3663				
3664				
3665				
3666				
3667				
3668				

Column	F	G	H	I
Line #	**TotVarProdCostByUnit: : ($)**	**UnitEmissions: NOX: (LBS)**	**UnitEmissions: RGGICO2: (LBS)**	**UnitEmissions: SOX: (LBS)**
3669	[redacted]			
3670				
3671				
3672				
3673				
3674				
3675				
3676				
3677				
3678				
3679				
3680				
3681				
3682				
3683				
3684				
3685				
3686				
3687				
3688				
3689				
3690				
3691				
3692				
3693				
3694				
3695				
3696				

Column	F	G	H	I
Line #	**TotVarProdCostByUnit: : ($)**	**UnitEmissions: NOX: (LBS)**	**UnitEmissions: RGGICO2: (LBS)**	**UnitEmissions: SOX: (LBS)**
3697	[redacted]			
3698				
3699				
3700				
3701				
3702				
3703				
3704				
3705				
3706				
3707				
3708				
3709				
3710				
3711				
3712				
3713				
3714				
3715				
3716				
3717				
3718				
3719				
3720				
3721				
3722				
3723				
3724				

Column	F	G	H	I
Line #	**TotVarProdCostByUnit: : ($)**	**UnitEmissions: NOX: (LBS)**	**UnitEmissions: RGGICO2: (LBS)**	**UnitEmissions: SOX: (LBS)**
3725	[redacted]			
3726				
3727				
3728				
3729				
3730				
3731				
3732				
3733				
3734				
3735				
3736				
3737				
3738				
3739				
3740				
3741				
3742				
3743				
3744				
3745				
3746				
3747				
3748				
3749				
3750				
3751				
3752				

Column	F	G	H	I
Line #	**TotVarProdCostByUnit: : ($)**	**UnitEmissions: NOX: (LBS)**	**UnitEmissions: RGGICO2: (LBS)**	**UnitEmissions: SOX: (LBS)**
3753	[redacted]			
3754				
3755				
3756				
3757				
3758				
3759				
3760				
3761				
3762				
3763				
3764				
3765				
3766				
3767				
3768				
3769				
3770				
3771				
3772				
3773				
3774				
3775				
3776				
3777				
3778				
3779				
3780				

Column	F	G	H	I
Line #	**TotVarProdCostByUnit: : ($)**	**UnitEmissions: NOX: (LBS)**	**UnitEmissions: RGGICO2: (LBS)**	**UnitEmissions: SOX: (LBS)**
3781	[redacted]			
3782				
3783				
3784				
3785				
3786				
3787				
3788				
3789				
3790				
3791				
3792				
3793				
3794				
3795				
3796				
3797				
3798				
3799				
3800				
3801				
3802				
3803				
3804				
3805				
3806				
3807				
3808				

Column	F	G	H	I
Line #	**TotVarProdCostByUnit: : ($)**	**UnitEmissions: NOX: (LBS)**	**UnitEmissions: RGGICO2: (LBS)**	**UnitEmissions: SOX: (LBS)**
3809	[redacted]			
3810				
3811				
3812				
3813				
3814				
3815				
3816				
3817				
3818				
3819				
3820				
3821				
3822				
3823				
3824				
3825				
3826				
3827				
3828				
3829				
3830				
3831				
3832				
3833				
3834				
3835				
3836				

Column	F	G	H	I
Line #	**TotVarProdCostByUnit: : ($)**	**UnitEmissions: NOX: (LBS)**	**UnitEmissions: RGGICO2: (LBS)**	**UnitEmissions: SOX: (LBS)**
3837	[redacted]			
3838				
3839				
3840				
3841				
3842				
3843				
3844				
3845				
3846				
3847				
3848				
3849				
3850				
3851				
3852				
3853				
3854				
3855				
3856				
3857				
3858				
3859				
3860				
3861				
3862				
3863				
3864				

Column	F	G	H	I
Line #	**TotVarProdCostByUnit: : ($)**	**UnitEmissions: NOX: (LBS)**	**UnitEmissions: RGGICO2: (LBS)**	**UnitEmissions: SOX: (LBS)**
3865	[redacted]			
3866				
3867				
3868				
3869				
3870				
3871				
3872				
3873				
3874				
3875				
3876				
3877				
3878				
3879				
3880				
3881				
3882				
3883				
3884				
3885				
3886				
3887				
3888				
3889				
3890				
3891				
3892				

Column	F	G	H	I
Line #	TotVarProdCostByUnit: : ($)	UnitEmissions: NOX: (LBS)	UnitEmissions: RGGICO2: (LBS)	UnitEmissions: SOX: (LBS)
3893	[redacted]			
3894				
3895				
3896				
3897				
3898				
3899				
3900				
3901				
3902				
3903				
3904				
3905				
3906				
3907				
3908				
3909				
3910				
3911				
3912				
3913				
3914				
3915				
3916				
3917				
3918				
3919				
3920				

Column	F	G	H	I
Line #	**TotVarProdCostByUnit: : ($)**	**UnitEmissions: NOX: (LBS)**	**UnitEmissions: RGGICO2: (LBS)**	**UnitEmissions: SOX: (LBS)**
3921	[redacted]			
3922				
3923				
3924				
3925				
3926				
3927				
3928				
3929				
3930				
3931				
3932				
3933				
3934				
3935				
3936				
3937				
3938				
3939				
3940				
3941				
3942				
3943				
3944				
3945				
3946				
3947				
3948				

Column	F	G	H	I
Line #	TotVarProdCostByUnit: : ($)	UnitEmissions: NOX: (LBS)	UnitEmissions: RGGICO2: (LBS)	UnitEmissions: SOX: (LBS)
3949	[redacted]			
3950				
3951				
3952				
3953				
3954				
3955				
3956				
3957				
3958				
3959				
3960				
3961				
3962				
3963				
3964				
3965				
3966				
3967				
3968				
3969				
3970				
3971				
3972				
3973				
3974				
3975				
3976				

Column	F	G	H	I
Line #	**TotVarProdCostByUnit: : ($)**	**UnitEmissions: NOX: (LBS)**	**UnitEmissions: RGGICO2: (LBS)**	**UnitEmissions: SOX: (LBS)**
3977	[redacted]			
3978				
3979				
3980				
3981				
3982				
3983				
3984				
3985				
3986				
3987				
3988				
3989				
3990				
3991				
3992				
3993				
3994				
3995				
3996				
3997				
3998				
3999				
4000				
4001				
4002				
4003				
4004				

Column	F	G	H	I
Line #	**TotVarProdCostByUnit: : ($)**	**UnitEmissions: NOX: (LBS)**	**UnitEmissions: RGGICO2: (LBS)**	**UnitEmissions: SOX: (LBS)**
4005	[redacted]			
4006				
4007				
4008				
4009				
4010				
4011				
4012				
4013				
4014				
4015				
4016				
4017				
4018				
4019				
4020				
4021				
4022				
4023				
4024				
4025				
4026				
4027				
4028				
4029				
4030				
4031				
4032				

Column	F	G	H	I
Line #	**TotVarProdCostByUnit: : ($)**	**UnitEmissions: NOX: (LBS)**	**UnitEmissions: RGGICO2: (LBS)**	**UnitEmissions: SOX: (LBS)**
4033	[redacted]			
4034				
4035				
4036				
4037				
4038				
4039				
4040				
4041				
4042				

Column	A	B	C	D	E
Line #	**RunId**	**UnitCategory**	**UnitDescription**	**Year**	**UnitGeneration: : (MWH)**
1	[redacted]				
2					
3					
4					
5					
6					
7					
8					
9					
10					
11					
12					
13					
14					
15					
16					
17					
18					
19					
20					
21					
22					
23					
24					
25					
26					
27					
28					

Column	A	B	C	D	E
Line #	**RunId**	**UnitCategory**	**UnitDescription**	**Year**	**UnitGeneration: : (MWH)**
29	[redacted]				
30					
31					
32					
33					
34					
35					
36					
37					
38					
39					
40					
41					
42					
43					
44					
45					
46					
47					
48					
49					
50					
51					
52					
53					
54					
55					
56					

Column	A	B	C	D	E
Line #	**RunId**	**UnitCategory**	**UnitDescription**	**Year**	**UnitGeneration: : (MWH)**
57	[redacted]				
58					
59					
60					
61					
62					
63					
64					
65					
66					
67					
68					
69					
70					
71					
72					
73					
74					
75					
76					
77					
78					
79					
80					
81					
82					
83					
84					

Column	A	B	C	D	E
Line #	**RunId**	**UnitCategory**	**UnitDescription**	**Year**	**UnitGeneration: : (MWH)**
85	[redacted]				
86					
87					
88					
89					
90					
91					
92					
93					
94					
95					
96					
97					
98					
99					
100					
101					
102					
103					
104					
105					
106					
107					
108					
109					
110					
111					
112					

Column	A	B	C	D	E
Line #	**RunId**	**UnitCategory**	**UnitDescription**	**Year**	**UnitGeneration: : (MWH)**
113	[redacted]				
114					
115					
116					
117					
118					
119					
120					
121					
122					
123					
124					
125					
126					
127					
128					
129					
130					
131					
132					
133					
134					
135					
136					
137					
138					
139					
140					

Column	A	B	C	D	E
Line #	**RunId**	**UnitCategory**	**UnitDescription**	**Year**	**UnitGeneration: : (MWH)**
141	[redacted]				
142					
143					
144					
145					
146					
147					
148					
149					
150					
151					
152					
153					
154					
155					
156					
157					
158					
159					
160					
161					
162					
163					
164					
165					
166					
167					
168					

Column	A	B	C	D	E
Line #	**RunId**	**UnitCategory**	**UnitDescription**	**Year**	**UnitGeneration: : (MWH)**
169	[redacted]				
170					
171					
172					
173					
174					
175					
176					
177					
178					
179					
180					
181					
182					
183					
184					
185					
186					
187					
188					
189					
190					
191					
192					
193					
194					
195					
196					

Column	A	B	C	D	E
Line #	**RunId**	**UnitCategory**	**UnitDescription**	**Year**	**UnitGeneration: : (MWH)**
197	[redacted]				
198					
199					
200					
201					
202					
203					
204					
205					
206					
207					
208					
209					
210					
211					
212					
213					
214					
215					
216					
217					
218					
219					
220					
221					
222					
223					
224					

Column	A	B	C	D	E
Line #	**RunId**	**UnitCategory**	**UnitDescription**	**Year**	**UnitGeneration: : (MWH)**
225	[redacted]				
226					
227					
228					
229					
230					
231					
232					
233					
234					
235					
236					
237					
238					
239					
240					
241					
242					
243					
244					
245					
246					
247					
248					
249					
250					
251					
252					

Column	A	B	C	D	E
Line #	**RunId**	**UnitCategory**	**UnitDescription**	**Year**	**UnitGeneration: : (MWH)**
253	[redacted]				
254					
255					
256					
257					
258					
259					
260					
261					
262					
263					
264					
265					
266					
267					
268					
269					
270					
271					
272					
273					
274					
275					
276					
277					
278					
279					
280					

Column	A	B	C	D	E
Line #	**RunId**	**UnitCategory**	**UnitDescription**	**Year**	**UnitGeneration: : (MWH)**
281	[redacted]				
282					
283					
284					
285					
286					
287					
288					
289					
290					
291					
292					
293					
294					
295					
296					
297					
298					
299					
300					
301					
302					
303					
304					
305					
306					
307					
308					

Column	A	B	C	D	E
Line #	**RunId**	**UnitCategory**	**UnitDescription**	**Year**	**UnitGeneration: : (MWH)**
309	[redacted]				
310					
311					
312					
313					
314					
315					
316					
317					
318					
319					
320					
321					
322					
323					
324					
325					
326					
327					
328					
329					
330					
331					
332					
333					
334					
335					
336					

Column	A	B	C	D	E
Line #	**RunId**	**UnitCategory**	**UnitDescription**	**Year**	**UnitGeneration: : (MWH)**
337	[redacted]				
338					
339					
340					
341					
342					
343					
344					
345					
346					
347					
348					
349					
350					
351					
352					
353					
354					
355					
356					
357					
358					
359					
360					
361					
362					
363					
364					

Column	A	B	C	D	E
Line #	**RunId**	**UnitCategory**	**UnitDescription**	**Year**	**UnitGeneration: : (MWH)**
365	[redacted]				
366					
367					
368					
369					
370					
371					
372					
373					
374					
375					
376					
377					
378					
379					
380					
381					
382					
383					
384					
385					
386					
387					
388					
389					
390					
391					
392					

Column	A	B	C	D	E
Line #	**RunId**	**UnitCategory**	**UnitDescription**	**Year**	**UnitGeneration: : (MWH)**
393	[redacted]				
394					
395					
396					
397					
398					
399					
400					
401					
402					
403					
404					
405					
406					
407					
408					
409					
410					
411					
412					
413					
414					
415					
416					
417					
418					
419					
420					

Column	A	B	C	D	E
Line #	**RunId**	**UnitCategory**	**UnitDescription**	**Year**	**UnitGeneration: : (MWH)**
421	[redacted]				
422					
423					
424					
425					
426					
427					
428					
429					
430					
431					
432					
433					
434					
435					
436					
437					
438					
439					
440					
441					
442					
443					
444					
445					
446					
447					
448					

Column	A	B	C	D	E
Line #	**RunId**	**UnitCategory**	**UnitDescription**	**Year**	**UnitGeneration: : (MWH)**
449	[redacted]				
450					
451					
452					
453					
454					
455					
456					
457					
458					
459					
460					
461					
462					
463					
464					
465					
466					
467					
468					
469					
470					
471					
472					
473					
474					
475					
476					

Column	A	B	C	D	E
Line #	**RunId**	**UnitCategory**	**UnitDescription**	**Year**	**UnitGeneration: : (MWH)**
477	[redacted]				
478					
479					
480					
481					
482					
483					
484					
485					
486					
487					
488					
489					
490					
491					
492					
493					
494					
495					
496					
497					
498					
499					
500					
501					
502					
503					
504					

Column	A	B	C	D	E
Line #	**RunId**	**UnitCategory**	**UnitDescription**	**Year**	**UnitGeneration: : (MWH)**
505	[redacted]				
506					
507					
508					
509					
510					
511					
512					
513					
514					
515					
516					
517					
518					
519					
520					
521					
522					
523					
524					
525					
526					
527					
528					
529					
530					
531					
532					

Column	A	B	C	D	E
Line #	**RunId**	**UnitCategory**	**UnitDescription**	**Year**	**UnitGeneration: : (MWH)**
533	[redacted]				
534					
535					
536					
537					
538					
539					
540					
541					
542					
543					
544					
545					
546					
547					
548					
549					
550					
551					
552					
553					
554					
555					
556					
557					
558					
559					
560					

Column	A	B	C	D	E
Line #	**RunId**	**UnitCategory**	**UnitDescription**	**Year**	**UnitGeneration: : (MWH)**
561	[redacted]				
562					
563					
564					
565					
566					
567					
568					
569					
570					
571					
572					
573					
574					
575					
576					
577					
578					
579					
580					
581					
582					
583					
584					
585					
586					
587					
588					

Column	A	B	C	D	E
Line #	**RunId**	**UnitCategory**	**UnitDescription**	**Year**	**UnitGeneration: : (MWH)**
589	[redacted]				
590					
591					
592					
593					
594					
595					
596					
597					
598					
599					
600					
601					
602					
603					
604					
605					
606					
607					
608					
609					
610					
611					
612					
613					
614					
615					
616					

Column	A	B	C	D	E
Line #	**RunId**	**UnitCategory**	**UnitDescription**	**Year**	**UnitGeneration: : (MWH)**
617	[redacted]				
618					
619					
620					
621					
622					
623					
624					
625					
626					
627					
628					
629					
630					
631					
632					
633					
634					
635					
636					
637					
638					
639					
640					
641					
642					
643					
644					

Column	A	B	C	D	E
Line #	**RunId**	**UnitCategory**	**UnitDescription**	**Year**	**UnitGeneration: : (MWH)**
645	[redacted]				
646					
647					
648					
649					
650					
651					
652					
653					
654					
655					
656					
657					
658					
659					
660					
661					
662					
663					
664					
665					
666					
667					
668					
669					
670					
671					
672					

Column	A	B	C	D	E
Line #	**RunId**	**UnitCategory**	**UnitDescription**	**Year**	**UnitGeneration: : (MWH)**
673	[redacted]				
674					
675					
676					
677					
678					
679					
680					
681					
682					
683					
684					
685					
686					
687					
688					
689					
690					
691					
692					
693					
694					
695					
696					
697					
698					
699					
700					

Column	A	B	C	D	E
Line #	**RunId**	**UnitCategory**	**UnitDescription**	**Year**	**UnitGeneration: : (MWH)**
701	[redacted]				
702					
703					
704					
705					
706					
707					
708					
709					
710					
711					
712					
713					
714					
715					
716					
717					
718					
719					
720					
721					
722					
723					
724					
725					
726					
727					
728					

Column	A	B	C	D	E
Line #	**RunId**	**UnitCategory**	**UnitDescription**	**Year**	**UnitGeneration: : (MWH)**
729	[redacted]				
730					
731					
732					
733					
734					
735					
736					
737					
738					
739					
740					
741					
742					
743					
744					
745					
746					
747					
748					
749					
750					
751					
752					
753					
754					
755					
756					

Column	A	B	C	D	E
Line #	**RunId**	**UnitCategory**	**UnitDescription**	**Year**	**UnitGeneration: : (MWH)**
757	[redacted]				
758					
759					
760					
761					
762					
763					
764					
765					
766					
767					
768					
769					
770					
771					
772					
773					
774					
775					
776					
777					
778					
779					
780					
781					
782					
783					
784					

Column	A	B	C	D	E
Line #	**RunId**	**UnitCategory**	**UnitDescription**	**Year**	**UnitGeneration: : (MWH)**
785	[redacted]				
786					
787					
788					
789					
790					
791					
792					
793					
794					
795					
796					
797					
798					
799					
800					
801					
802					
803					
804					
805					
806					
807					
808					
809					
810					
811					
812					

Column	A	B	C	D	E
Line #	**RunId**	**UnitCategory**	**UnitDescription**	**Year**	**UnitGeneration: : (MWH)**
813	[redacted]				
814					
815					
816					
817					
818					
819					
820					
821					
822					
823					
824					
825					
826					
827					
828					
829					
830					
831					
832					
833					
834					
835					
836					
837					
838					
839					
840					

Column	A	B	C	D	E
Line #	**RunId**	**UnitCategory**	**UnitDescription**	**Year**	**UnitGeneration: : (MWH)**
841	[redacted]				
842					
843					
844					
845					
846					
847					
848					
849					
850					
851					
852					
853					
854					
855					
856					
857					
858					
859					
860					
861					
862					
863					
864					
865					
866					
867					
868					

Column	A	B	C	D	E
Line #	**RunId**	**UnitCategory**	**UnitDescription**	**Year**	**UnitGeneration: : (MWH)**
869	[redacted]				
870					
871					
872					
873					
874					
875					
876					
877					
878					
879					
880					
881					
882					
883					
884					
885					
886					
887					
888					
889					
890					
891					
892					
893					
894					
895					
896					

Column	A	B	C	D	E
Line #	**RunId**	**UnitCategory**	**UnitDescription**	**Year**	**UnitGeneration: : (MWH)**
897	[redacted]				
898					
899					
900					
901					
902					
903					
904					
905					
906					
907					
908					
909					
910					
911					
912					
913					
914					
915					
916					
917					
918					
919					
920					
921					
922					
923					
924					

Column	A	B	C	D	E
Line #	**RunId**	**UnitCategory**	**UnitDescription**	**Year**	**UnitGeneration: : (MWH)**
925	[redacted]				
926					
927					
928					
929					
930					
931					
932					
933					
934					
935					
936					
937					
938					
939					
940					
941					
942					
943					
944					
945					
946					
947					
948					
949					
950					
951					
952					

Column	A	B	C	D	E
Line #	**RunId**	**UnitCategory**	**UnitDescription**	**Year**	**UnitGeneration: : (MWH)**
953	[redacted]				
954					
955					
956					
957					
958					
959					
960					
961					
962					
963					
964					
965					
966					
967					
968					
969					
970					
971					
972					
973					
974					
975					
976					
977					
978					
979					
980					

Column	A	B	C	D	E
Line #	**RunId**	**UnitCategory**	**UnitDescription**	**Year**	**UnitGeneration: : (MWH)**
981	[redacted]				
982					
983					
984					
985					
986					
987					
988					
989					
990					
991					
992					
993					
994					
995					
996					
997					
998					
999					
1000					
1001					
1002					
1003					
1004					
1005					
1006					
1007					
1008					

Column	A	B	C	D	E
Line #	**RunId**	**UnitCategory**	**UnitDescription**	**Year**	**UnitGeneration: : (MWH)**
1009	[redacted]				
1010					
1011					
1012					
1013					
1014					
1015					
1016					
1017					
1018					
1019					
1020					
1021					
1022					
1023					
1024					
1025					
1026					
1027					
1028					
1029					
1030					
1031					
1032					
1033					
1034					
1035					
1036					

Column	A	B	C	D	E
Line #	**RunId**	**UnitCategory**	**UnitDescription**	**Year**	**UnitGeneration: : (MWH)**
1037	[redacted]				
1038					
1039					
1040					
1041					
1042					
1043					
1044					
1045					
1046					
1047					
1048					
1049					
1050					
1051					
1052					
1053					
1054					
1055					
1056					
1057					
1058					
1059					
1060					
1061					
1062					
1063					
1064					

Column	A	B	C	D	E
Line #	**RunId**	**UnitCategory**	**UnitDescription**	**Year**	**UnitGeneration: : (MWH)**
1065	[redacted]				
1066					
1067					
1068					
1069					
1070					
1071					
1072					
1073					
1074					
1075					
1076					
1077					
1078					
1079					
1080					
1081					
1082					
1083					
1084					
1085					
1086					
1087					
1088					
1089					
1090					
1091					
1092					

Column	A	B	C	D	E
Line #	**RunId**	**UnitCategory**	**UnitDescription**	**Year**	**UnitGeneration: : (MWH)**
1093	[redacted]				
1094					
1095					
1096					
1097					
1098					
1099					
1100					
1101					
1102					
1103					
1104					
1105					
1106					
1107					
1108					
1109					
1110					
1111					
1112					
1113					
1114					
1115					
1116					
1117					
1118					
1119					
1120					

Column	A	B	C	D	E
Line #	**RunId**	**UnitCategory**	**UnitDescription**	**Year**	**UnitGeneration: : (MWH)**
1121	[redacted]				
1122					
1123					
1124					
1125					
1126					
1127					
1128					
1129					
1130					
1131					
1132					
1133					
1134					
1135					
1136					
1137					
1138					
1139					
1140					
1141					
1142					
1143					
1144					
1145					
1146					
1147					
1148					

Column	A	B	C	D	E
Line #	**RunId**	**UnitCategory**	**UnitDescription**	**Year**	**UnitGeneration: : (MWH)**
1149	[redacted]				
1150					
1151					
1152					
1153					
1154					
1155					
1156					
1157					
1158					
1159					
1160					
1161					
1162					
1163					
1164					
1165					
1166					
1167					
1168					
1169					
1170					
1171					
1172					
1173					
1174					
1175					
1176					

Column	A	B	C	D	E
Line #	**RunId**	**UnitCategory**	**UnitDescription**	**Year**	**UnitGeneration: : (MWH)**
1177	[redacted]				
1178					
1179					
1180					
1181					
1182					
1183					
1184					
1185					
1186					
1187					
1188					
1189					
1190					
1191					
1192					
1193					
1194					
1195					
1196					
1197					
1198					
1199					
1200					
1201					
1202					
1203					
1204					

Column	A	B	C	D	E
Line #	**RunId**	**UnitCategory**	**UnitDescription**	**Year**	**UnitGeneration: : (MWH)**
1205	[redacted]				
1206					
1207					
1208					
1209					
1210					
1211					
1212					
1213					
1214					
1215					
1216					
1217					
1218					
1219					
1220					
1221					
1222					
1223					
1224					
1225					
1226					
1227					
1228					
1229					
1230					
1231					
1232					

Column	A	B	C	D	E
Line #	**RunId**	**UnitCategory**	**UnitDescription**	**Year**	**UnitGeneration: : (MWH)**
1233	[redacted]				
1234					
1235					
1236					
1237					
1238					
1239					
1240					
1241					
1242					
1243					
1244					
1245					
1246					
1247					
1248					
1249					
1250					
1251					
1252					
1253					
1254					
1255					
1256					
1257					
1258					
1259					
1260					

Column	A	B	C	D	E
Line #	**RunId**	**UnitCategory**	**UnitDescription**	**Year**	**UnitGeneration: : (MWH)**
1261	[redacted]				
1262					
1263					
1264					
1265					
1266					
1267					
1268					
1269					
1270					
1271					
1272					
1273					
1274					
1275					
1276					
1277					
1278					
1279					
1280					
1281					
1282					
1283					
1284					
1285					
1286					
1287					
1288					

Column	A	B	C	D	E
Line #	**RunId**	**UnitCategory**	**UnitDescription**	**Year**	**UnitGeneration: : (MWH)**
1289	[redacted]				
1290					
1291					
1292					
1293					
1294					
1295					
1296					
1297					
1298					
1299					
1300					
1301					
1302					
1303					
1304					
1305					
1306					
1307					
1308					
1309					
1310					
1311					
1312					
1313					
1314					
1315					
1316					

Column	A	B	C	D	E
Line #	**RunId**	**UnitCategory**	**UnitDescription**	**Year**	**UnitGeneration: : (MWH)**
1317	[redacted]				
1318					
1319					
1320					
1321					
1322					
1323					
1324					
1325					
1326					
1327					
1328					
1329					
1330					
1331					
1332					
1333					
1334					
1335					
1336					
1337					
1338					
1339					
1340					
1341					
1342					
1343					
1344					

Column	A	B	C	D	E
Line #	**RunId**	**UnitCategory**	**UnitDescription**	**Year**	**UnitGeneration: : (MWH)**
1345	[redacted]				
1346					
1347					
1348					
1349					
1350					
1351					
1352					
1353					
1354					
1355					
1356					
1357					
1358					
1359					
1360					
1361					
1362					
1363					
1364					
1365					
1366					
1367					
1368					
1369					
1370					
1371					
1372					

Column	A	B	C	D	E
Line #	**RunId**	**UnitCategory**	**UnitDescription**	**Year**	**UnitGeneration: : (MWH)**
1373	[redacted]				
1374					
1375					
1376					
1377					
1378					
1379					
1380					
1381					
1382					
1383					
1384					
1385					
1386					
1387					
1388					
1389					
1390					
1391					
1392					
1393					
1394					
1395					
1396					
1397					
1398					
1399					
1400					

Column	A	B	C	D	E
Line #	**RunId**	**UnitCategory**	**UnitDescription**	**Year**	**UnitGeneration: : (MWH)**
1401	[redacted]				
1402					
1403					
1404					
1405					
1406					
1407					
1408					
1409					
1410					
1411					
1412					
1413					
1414					
1415					
1416					
1417					
1418					
1419					
1420					
1421					
1422					
1423					
1424					
1425					
1426					
1427					
1428					

Column	A	B	C	D	E
Line #	**RunId**	**UnitCategory**	**UnitDescription**	**Year**	**UnitGeneration: : (MWH)**
1429	[redacted]				
1430					
1431					
1432					
1433					
1434					
1435					
1436					
1437					
1438					
1439					
1440					
1441					
1442					
1443					
1444					
1445					
1446					
1447					
1448					
1449					
1450					
1451					
1452					
1453					
1454					
1455					
1456					

Column	A	B	C	D	E
Line #	**RunId**	**UnitCategory**	**UnitDescription**	**Year**	**UnitGeneration: : (MWH)**
1457	[redacted]				
1458					
1459					
1460					
1461					
1462					
1463					
1464					
1465					
1466					
1467					
1468					
1469					
1470					
1471					
1472					
1473					
1474					
1475					
1476					
1477					
1478					
1479					
1480					
1481					
1482					
1483					
1484					

Column	A	B	C	D	E
Line #	**RunId**	**UnitCategory**	**UnitDescription**	**Year**	**UnitGeneration: : (MWH)**
1485	[redacted]				
1486					
1487					
1488					
1489					
1490					
1491					
1492					
1493					
1494					
1495					
1496					
1497					
1498					
1499					
1500					
1501					
1502					
1503					
1504					
1505					
1506					
1507					
1508					
1509					
1510					
1511					
1512					

Column	A	B	C	D	E
Line #	**RunId**	**UnitCategory**	**UnitDescription**	**Year**	**UnitGeneration: : (MWH)**
1513	[redacted]				
1514					
1515					
1516					
1517					
1518					
1519					
1520					
1521					
1522					
1523					
1524					
1525					
1526					
1527					
1528					
1529					
1530					
1531					
1532					
1533					
1534					
1535					
1536					
1537					
1538					
1539					
1540					

Column	A	B	C	D	E
Line #	**RunId**	**UnitCategory**	**UnitDescription**	**Year**	**UnitGeneration: : (MWH)**
1541	[redacted]				
1542					
1543					
1544					
1545					
1546					
1547					
1548					
1549					
1550					
1551					
1552					
1553					
1554					
1555					
1556					
1557					
1558					
1559					
1560					
1561					
1562					
1563					
1564					
1565					
1566					
1567					
1568					

Column	A	B	C	D	E
Line #	**RunId**	**UnitCategory**	**UnitDescription**	**Year**	**UnitGeneration: : (MWH)**
1569	[redacted]				
1570					
1571					
1572					
1573					
1574					
1575					
1576					
1577					
1578					
1579					
1580					
1581					
1582					
1583					
1584					
1585					
1586					
1587					
1588					
1589					
1590					
1591					
1592					
1593					
1594					
1595					
1596					

Column	A	B	C	D	E
Line #	**RunId**	**UnitCategory**	**UnitDescription**	**Year**	**UnitGeneration: : (MWH)**
1597	[redacted]				
1598					
1599					
1600					
1601					
1602					
1603					
1604					
1605					
1606					
1607					
1608					
1609					
1610					
1611					
1612					
1613					
1614					
1615					
1616					
1617					
1618					
1619					
1620					
1621					
1622					
1623					
1624					

Column	A	B	C	D	E
Line #	**RunId**	**UnitCategory**	**UnitDescription**	**Year**	**UnitGeneration: : (MWH)**
1625	[redacted]				
1626					
1627					
1628					
1629					
1630					
1631					
1632					
1633					
1634					
1635					
1636					
1637					
1638					
1639					
1640					
1641					
1642					
1643					
1644					
1645					
1646					
1647					
1648					
1649					
1650					
1651					
1652					

Column	A	B	C	D	E
Line #	**RunId**	**UnitCategory**	**UnitDescription**	**Year**	**UnitGeneration: : (MWH)**
1653	[redacted]				
1654					
1655					
1656					
1657					
1658					
1659					
1660					
1661					
1662					
1663					
1664					
1665					
1666					
1667					
1668					
1669					
1670					
1671					
1672					
1673					
1674					
1675					
1676					
1677					
1678					
1679					
1680					

Column	A	B	C	D	E
Line #	**RunId**	**UnitCategory**	**UnitDescription**	**Year**	**UnitGeneration: : (MWH)**
1681	[redacted]				
1682					
1683					
1684					
1685					
1686					
1687					
1688					
1689					
1690					
1691					
1692					
1693					
1694					
1695					
1696					
1697					
1698					
1699					
1700					
1701					
1702					
1703					
1704					
1705					
1706					
1707					
1708					

Column	A	B	C	D	E
Line #	**RunId**	**UnitCategory**	**UnitDescription**	**Year**	**UnitGeneration: : (MWH)**
1709	[redacted]				
1710					
1711					
1712					
1713					
1714					
1715					
1716					
1717					
1718					
1719					
1720					
1721					
1722					
1723					
1724					
1725					
1726					
1727					
1728					
1729					
1730					
1731					
1732					
1733					
1734					
1735					
1736					

Column	A	B	C	D	E
Line #	**RunId**	**UnitCategory**	**UnitDescription**	**Year**	**UnitGeneration: : (MWH)**
1737	[redacted]				
1738					
1739					
1740					
1741					
1742					
1743					
1744					
1745					
1746					
1747					
1748					
1749					
1750					
1751					
1752					
1753					
1754					
1755					
1756					
1757					
1758					
1759					
1760					
1761					
1762					
1763					
1764					

Column	A	B	C	D	E
Line #	**RunId**	**UnitCategory**	**UnitDescription**	**Year**	**UnitGeneration: : (MWH)**
1765	[redacted]				
1766					
1767					
1768					
1769					
1770					
1771					
1772					
1773					
1774					
1775					
1776					
1777					
1778					
1779					
1780					
1781					
1782					
1783					
1784					
1785					
1786					
1787					
1788					
1789					
1790					
1791					
1792					

Column	A	B	C	D	E
Line #	**RunId**	**UnitCategory**	**UnitDescription**	**Year**	**UnitGeneration: : (MWH)**
1793	[redacted]				
1794					
1795					
1796					
1797					
1798					
1799					
1800					
1801					
1802					
1803					
1804					
1805					
1806					
1807					
1808					
1809					
1810					
1811					
1812					
1813					
1814					
1815					
1816					
1817					
1818					
1819					
1820					

Column	A	B	C	D	E
Line #	**RunId**	**UnitCategory**	**UnitDescription**	**Year**	**UnitGeneration: : (MWH)**
1821	[redacted]				
1822					
1823					
1824					
1825					
1826					
1827					
1828					
1829					
1830					
1831					
1832					
1833					
1834					
1835					
1836					
1837					
1838					
1839					
1840					
1841					
1842					
1843					
1844					
1845					
1846					
1847					
1848					

Column	A	B	C	D	E
Line #	**RunId**	**UnitCategory**	**UnitDescription**	**Year**	**UnitGeneration: : (MWH)**
1849	[redacted]				
1850					
1851					
1852					
1853					
1854					
1855					
1856					
1857					
1858					
1859					
1860					
1861					
1862					
1863					
1864					
1865					
1866					
1867					
1868					
1869					
1870					
1871					
1872					
1873					
1874					
1875					
1876					

Column	A	B	C	D	E
Line #	**RunId**	**UnitCategory**	**UnitDescription**	**Year**	**UnitGeneration: : (MWH)**
1877	[redacted]				
1878					
1879					
1880					
1881					
1882					
1883					
1884					
1885					
1886					
1887					
1888					
1889					
1890					
1891					
1892					
1893					
1894					
1895					
1896					
1897					
1898					
1899					
1900					
1901					
1902					
1903					
1904					

Column	A	B	C	D	E
Line #	**RunId**	**UnitCategory**	**UnitDescription**	**Year**	**UnitGeneration: : (MWH)**
1905	[redacted]				
1906					
1907					
1908					
1909					
1910					
1911					
1912					
1913					
1914					
1915					
1916					
1917					
1918					
1919					
1920					
1921					
1922					
1923					
1924					
1925					
1926					
1927					
1928					
1929					
1930					
1931					
1932					

Column	A	B	C	D	E
Line #	**RunId**	**UnitCategory**	**UnitDescription**	**Year**	**UnitGeneration: : (MWH)**
1933	[redacted]				
1934					
1935					
1936					
1937					
1938					
1939					
1940					
1941					
1942					
1943					
1944					
1945					
1946					
1947					
1948					
1949					
1950					
1951					
1952					
1953					
1954					
1955					
1956					
1957					
1958					
1959					
1960					

Column	A	B	C	D	E
Line #	**RunId**	**UnitCategory**	**UnitDescription**	**Year**	**UnitGeneration: : (MWH)**
1961	[redacted]				
1962					
1963					
1964					
1965					
1966					
1967					
1968					
1969					
1970					
1971					
1972					
1973					
1974					
1975					
1976					
1977					
1978					
1979					
1980					
1981					
1982					
1983					
1984					
1985					
1986					
1987					
1988					

Column	A	B	C	D	E
Line #	**RunId**	**UnitCategory**	**UnitDescription**	**Year**	**UnitGeneration: : (MWH)**
1989	[redacted]				
1990					
1991					
1992					
1993					
1994					
1995					
1996					
1997					
1998					
1999					
2000					
2001					
2002					
2003					
2004					
2005					
2006					
2007					
2008					
2009					
2010					
2011					
2012					
2013					
2014					
2015					
2016					

Column	A	B	C	D	E
Line #	**RunId**	**UnitCategory**	**UnitDescription**	**Year**	**UnitGeneration: : (MWH)**
2017	[redacted]				
2018					
2019					
2020					
2021					
2022					
2023					
2024					
2025					
2026					
2027					
2028					
2029					
2030					
2031					
2032					
2033					
2034					
2035					
2036					
2037					
2038					
2039					
2040					
2041					
2042					
2043					
2044					

Column	A	B	C	D	E
Line #	**RunId**	**UnitCategory**	**UnitDescription**	**Year**	**UnitGeneration: : (MWH)**
2045	[redacted]				
2046					
2047					
2048					
2049					
2050					
2051					
2052					
2053					
2054					
2055					
2056					
2057					
2058					
2059					
2060					
2061					
2062					
2063					
2064					
2065					
2066					
2067					
2068					
2069					
2070					
2071					
2072					

Column	A	B	C	D	E
Line #	**RunId**	**UnitCategory**	**UnitDescription**	**Year**	**UnitGeneration: : (MWH)**
2073	[redacted]				
2074					
2075					
2076					
2077					
2078					
2079					
2080					
2081					
2082					
2083					
2084					
2085					
2086					
2087					
2088					
2089					
2090					
2091					
2092					
2093					
2094					
2095					
2096					
2097					
2098					
2099					
2100					

Column	A	B	C	D	E
Line #	**RunId**	**UnitCategory**	**UnitDescription**	**Year**	**UnitGeneration: : (MWH)**
2101	[redacted]				
2102					
2103					
2104					
2105					
2106					
2107					
2108					
2109					
2110					
2111					
2112					
2113					
2114					
2115					
2116					
2117					
2118					
2119					
2120					
2121					
2122					
2123					
2124					
2125					
2126					
2127					
2128					

Column	A	B	C	D	E
Line #	**RunId**	**UnitCategory**	**UnitDescription**	**Year**	**UnitGeneration: : (MWH)**
2129	[redacted]				
2130					
2131					
2132					
2133					
2134					
2135					
2136					
2137					
2138					
2139					
2140					
2141					
2142					
2143					
2144					
2145					
2146					
2147					
2148					
2149					
2150					
2151					
2152					
2153					
2154					
2155					
2156					

Column	A	B	C	D	E
Line #	**RunId**	**UnitCategory**	**UnitDescription**	**Year**	**UnitGeneration: : (MWH)**
2157	[redacted]				
2158					
2159					
2160					
2161					
2162					
2163					
2164					
2165					
2166					
2167					
2168					
2169					
2170					
2171					
2172					
2173					
2174					
2175					
2176					
2177					
2178					
2179					
2180					
2181					
2182					
2183					
2184					

Column	A	B	C	D	E
Line #	**RunId**	**UnitCategory**	**UnitDescription**	**Year**	**UnitGeneration: : (MWH)**
2185	[redacted]				
2186					
2187					
2188					
2189					
2190					
2191					
2192					
2193					
2194					
2195					
2196					
2197					
2198					
2199					
2200					
2201					
2202					
2203					
2204					
2205					
2206					
2207					
2208					
2209					
2210					
2211					
2212					

Column	A	B	C	D	E
Line #	**RunId**	**UnitCategory**	**UnitDescription**	**Year**	**UnitGeneration: : (MWH)**
2213	[redacted]				
2214					
2215					
2216					
2217					
2218					
2219					
2220					
2221					
2222					
2223					
2224					
2225					
2226					
2227					
2228					
2229					
2230					
2231					
2232					
2233					
2234					
2235					
2236					
2237					
2238					
2239					
2240					

Column	A	B	C	D	E
Line #	**RunId**	**UnitCategory**	**UnitDescription**	**Year**	**UnitGeneration: : (MWH)**
2241	[redacted]				
2242					
2243					
2244					
2245					
2246					
2247					
2248					
2249					
2250					
2251					
2252					
2253					
2254					
2255					
2256					
2257					
2258					
2259					
2260					
2261					
2262					
2263					
2264					
2265					
2266					
2267					
2268					

Column	A	B	C	D	E
Line #	**RunId**	**UnitCategory**	**UnitDescription**	**Year**	**UnitGeneration: : (MWH)**
2269	[redacted]				
2270					
2271					
2272					
2273					
2274					
2275					
2276					
2277					
2278					
2279					
2280					
2281					
2282					
2283					
2284					
2285					
2286					
2287					
2288					
2289					
2290					
2291					
2292					
2293					
2294					
2295					
2296					

Column	A	B	C	D	E
Line #	**RunId**	**UnitCategory**	**UnitDescription**	**Year**	**UnitGeneration: : (MWH)**
2297	[redacted]				
2298					
2299					
2300					
2301					
2302					
2303					
2304					
2305					
2306					
2307					
2308					
2309					
2310					
2311					
2312					
2313					
2314					
2315					
2316					
2317					
2318					
2319					
2320					
2321					
2322					
2323					
2324					

Column	A	B	C	D	E
Line #	**RunId**	**UnitCategory**	**UnitDescription**	**Year**	**UnitGeneration: : (MWH)**
2325	[redacted]				
2326					
2327					
2328					
2329					
2330					
2331					
2332					
2333					
2334					
2335					
2336					
2337					
2338					
2339					
2340					
2341					
2342					
2343					
2344					
2345					
2346					
2347					
2348					
2349					
2350					
2351					
2352					

Column	A	B	C	D	E
Line #	**RunId**	**UnitCategory**	**UnitDescription**	**Year**	**UnitGeneration: : (MWH)**
2353	[redacted]				
2354					
2355					
2356					
2357					
2358					
2359					
2360					
2361					
2362					
2363					
2364					
2365					
2366					
2367					
2368					
2369					
2370					
2371					
2372					
2373					
2374					
2375					
2376					
2377					
2378					
2379					
2380					

Column	A	B	C	D	E
Line #	**RunId**	**UnitCategory**	**UnitDescription**	**Year**	**UnitGeneration: : (MWH)**
2381	[redacted]				
2382					
2383					
2384					
2385					
2386					
2387					
2388					
2389					
2390					
2391					
2392					
2393					
2394					
2395					
2396					
2397					
2398					
2399					
2400					
2401					
2402					
2403					
2404					
2405					
2406					
2407					
2408					

Column	A	B	C	D	E
Line #	**RunId**	**UnitCategory**	**UnitDescription**	**Year**	**UnitGeneration: : (MWH)**
2409	[redacted]				
2410					
2411					
2412					
2413					
2414					
2415					
2416					
2417					
2418					
2419					
2420					
2421					
2422					
2423					
2424					
2425					
2426					
2427					
2428					
2429					
2430					
2431					
2432					
2433					
2434					
2435					
2436					

Column	A	B	C	D	E
Line #	**RunId**	**UnitCategory**	**UnitDescription**	**Year**	**UnitGeneration: : (MWH)**
2437	[redacted]				
2438					
2439					
2440					
2441					
2442					
2443					
2444					
2445					
2446					
2447					
2448					
2449					
2450					
2451					
2452					
2453					
2454					
2455					
2456					
2457					
2458					
2459					
2460					
2461					
2462					
2463					
2464					

Column	A	B	C	D	E
Line #	**RunId**	**UnitCategory**	**UnitDescription**	**Year**	**UnitGeneration: : (MWH)**
2465	[redacted]				
2466					
2467					
2468					
2469					
2470					
2471					
2472					
2473					
2474					
2475					
2476					
2477					
2478					
2479					
2480					
2481					
2482					
2483					
2484					
2485					
2486					
2487					
2488					
2489					
2490					
2491					
2492					

Column	A	B	C	D	E
Line #	**RunId**	**UnitCategory**	**UnitDescription**	**Year**	**UnitGeneration: : (MWH)**
2493	[redacted]				
2494					
2495					
2496					
2497					
2498					
2499					
2500					
2501					
2502					
2503					
2504					
2505					
2506					
2507					
2508					
2509					
2510					
2511					
2512					
2513					
2514					
2515					
2516					
2517					
2518					
2519					
2520					

Column	A	B	C	D	E
Line #	**RunId**	**UnitCategory**	**UnitDescription**	**Year**	**UnitGeneration: : (MWH)**
2521	[redacted]				
2522					
2523					
2524					
2525					
2526					
2527					
2528					
2529					
2530					
2531					
2532					
2533					
2534					
2535					
2536					
2537					
2538					
2539					
2540					
2541					
2542					
2543					
2544					
2545					
2546					
2547					
2548					

Column	A	B	C	D	E
Line #	**RunId**	**UnitCategory**	**UnitDescription**	**Year**	**UnitGeneration: : (MWH)**
2549	[redacted]				
2550					
2551					
2552					
2553					
2554					
2555					
2556					
2557					
2558					
2559					
2560					
2561					
2562					
2563					
2564					
2565					
2566					
2567					
2568					
2569					
2570					
2571					
2572					
2573					
2574					
2575					
2576					

Column	A	B	C	D	E
Line #	**RunId**	**UnitCategory**	**UnitDescription**	**Year**	**UnitGeneration: : (MWH)**
2577	[redacted]				
2578					
2579					
2580					
2581					
2582					
2583					
2584					
2585					
2586					
2587					
2588					
2589					
2590					
2591					
2592					
2593					
2594					
2595					
2596					
2597					
2598					
2599					
2600					
2601					
2602					
2603					
2604					

Column	A	B	C	D	E
Line #	**RunId**	**UnitCategory**	**UnitDescription**	**Year**	**UnitGeneration: : (MWH)**
2605	[redacted]				
2606					
2607					
2608					
2609					
2610					
2611					
2612					
2613					
2614					
2615					
2616					
2617					
2618					
2619					
2620					
2621					
2622					
2623					
2624					
2625					
2626					
2627					
2628					
2629					
2630					
2631					
2632					

Column	A	B	C	D	E
Line #	**RunId**	**UnitCategory**	**UnitDescription**	**Year**	**UnitGeneration: : (MWH)**
2633	[redacted]				
2634					
2635					
2636					
2637					
2638					
2639					
2640					
2641					
2642					
2643					
2644					
2645					
2646					
2647					
2648					
2649					
2650					
2651					
2652					
2653					
2654					
2655					
2656					
2657					
2658					
2659					
2660					

Column	A	B	C	D	E
Line #	**RunId**	**UnitCategory**	**UnitDescription**	**Year**	**UnitGeneration: : (MWH)**
2661	[redacted]				
2662					
2663					
2664					
2665					
2666					
2667					
2668					
2669					
2670					
2671					
2672					
2673					
2674					
2675					
2676					
2677					
2678					
2679					
2680					
2681					
2682					
2683					
2684					
2685					
2686					
2687					
2688					

Column	A	B	C	D	E
Line #	**RunId**	**UnitCategory**	**UnitDescription**	**Year**	**UnitGeneration: : (MWH)**
2689	[redacted]				
2690					
2691					
2692					
2693					
2694					
2695					
2696					
2697					
2698					
2699					
2700					
2701					
2702					
2703					
2704					
2705					
2706					
2707					
2708					
2709					
2710					
2711					
2712					
2713					
2714					
2715					
2716					

Column	A	B	C	D	E
Line #	**RunId**	**UnitCategory**	**UnitDescription**	**Year**	**UnitGeneration: : (MWH)**
2717	[redacted]				
2718					
2719					
2720					
2721					
2722					
2723					
2724					
2725					
2726					
2727					
2728					
2729					
2730					
2731					
2732					
2733					
2734					
2735					
2736					
2737					
2738					
2739					
2740					
2741					
2742					
2743					
2744					

Column	A	B	C	D	E
Line #	**RunId**	**UnitCategory**	**UnitDescription**	**Year**	**UnitGeneration: : (MWH)**
2745	[redacted]				
2746					
2747					
2748					
2749					
2750					
2751					
2752					
2753					
2754					
2755					
2756					
2757					
2758					
2759					
2760					
2761					
2762					
2763					
2764					
2765					
2766					
2767					
2768					
2769					
2770					
2771					
2772					

Column	A	B	C	D	E
Line #	**RunId**	**UnitCategory**	**UnitDescription**	**Year**	**UnitGeneration: : (MWH)**
2773	[redacted]				
2774					
2775					
2776					
2777					
2778					
2779					
2780					
2781					
2782					
2783					
2784					
2785					
2786					
2787					
2788					
2789					
2790					
2791					
2792					
2793					
2794					
2795					
2796					
2797					
2798					
2799					
2800					

Column	A	B	C	D	E
Line #	**RunId**	**UnitCategory**	**UnitDescription**	**Year**	**UnitGeneration: : (MWH)**
2801	[redacted]				
2802					
2803					
2804					
2805					
2806					
2807					
2808					
2809					
2810					
2811					
2812					
2813					
2814					
2815					
2816					
2817					
2818					
2819					
2820					
2821					
2822					
2823					
2824					
2825					
2826					
2827					
2828					

Column	A	B	C	D	E
Line #	**RunId**	**UnitCategory**	**UnitDescription**	**Year**	**UnitGeneration: : (MWH)**
2829	[redacted]				
2830					
2831					
2832					
2833					
2834					
2835					
2836					
2837					
2838					
2839					
2840					
2841					
2842					
2843					
2844					
2845					
2846					
2847					
2848					
2849					
2850					
2851					
2852					
2853					
2854					
2855					
2856					

Column	A	B	C	D	E
Line #	**RunId**	**UnitCategory**	**UnitDescription**	**Year**	**UnitGeneration: : (MWH)**
2857	[redacted]				
2858					
2859					
2860					
2861					
2862					
2863					
2864					
2865					
2866					
2867					
2868					
2869					
2870					
2871					
2872					
2873					
2874					
2875					
2876					
2877					
2878					
2879					
2880					
2881					
2882					
2883					
2884					

Column	A	B	C	D	E
Line #	**RunId**	**UnitCategory**	**UnitDescription**	**Year**	**UnitGeneration: : (MWH)**
2885	[redacted]				
2886					
2887					
2888					
2889					
2890					
2891					
2892					
2893					
2894					
2895					
2896					
2897					
2898					
2899					
2900					
2901					
2902					
2903					
2904					
2905					
2906					
2907					
2908					
2909					
2910					
2911					
2912					

Column	A	B	C	D	E
Line #	**RunId**	**UnitCategory**	**UnitDescription**	**Year**	**UnitGeneration: : (MWH)**
2913	[redacted]				
2914					
2915					
2916					
2917					
2918					
2919					
2920					
2921					
2922					
2923					
2924					
2925					
2926					
2927					
2928					
2929					
2930					
2931					
2932					
2933					
2934					
2935					
2936					
2937					
2938					
2939					
2940					

Column	A	B	C	D	E
Line #	**RunId**	**UnitCategory**	**UnitDescription**	**Year**	**UnitGeneration: : (MWH)**
2941	[redacted]				
2942					
2943					
2944					
2945					
2946					
2947					
2948					
2949					
2950					
2951					
2952					
2953					
2954					
2955					
2956					
2957					
2958					
2959					
2960					
2961					
2962					
2963					
2964					
2965					
2966					
2967					
2968					

Column	A	B	C	D	E
Line #	**RunId**	**UnitCategory**	**UnitDescription**	**Year**	**UnitGeneration: : (MWH)**
2969	[redacted]				
2970					
2971					
2972					
2973					
2974					
2975					
2976					
2977					
2978					
2979					
2980					
2981					
2982					
2983					
2984					
2985					
2986					
2987					
2988					
2989					
2990					
2991					
2992					
2993					
2994					
2995					
2996					

Column	A	B	C	D	E
Line #	**RunId**	**UnitCategory**	**UnitDescription**	**Year**	**UnitGeneration: : (MWH)**
2997	[redacted]				
2998					
2999					
3000					
3001					
3002					
3003					
3004					
3005					
3006					
3007					
3008					
3009					
3010					
3011					
3012					
3013					
3014					
3015					
3016					
3017					
3018					
3019					
3020					
3021					
3022					
3023					
3024					

Column	A	B	C	D	E
Line #	**RunId**	**UnitCategory**	**UnitDescription**	**Year**	**UnitGeneration: : (MWH)**
3025	[redacted]				
3026					
3027					
3028					
3029					
3030					
3031					
3032					
3033					
3034					
3035					
3036					
3037					
3038					
3039					
3040					
3041					
3042					
3043					
3044					
3045					
3046					
3047					
3048					
3049					
3050					
3051					
3052					

Column	A	B	C	D	E
Line #	**RunId**	**UnitCategory**	**UnitDescription**	**Year**	**UnitGeneration: : (MWH)**
3053	[redacted]				
3054					
3055					
3056					
3057					
3058					
3059					
3060					
3061					
3062					
3063					
3064					
3065					
3066					
3067					
3068					
3069					
3070					
3071					
3072					
3073					
3074					
3075					
3076					
3077					
3078					
3079					
3080					

Column	A	B	C	D	E
Line #	**RunId**	**UnitCategory**	**UnitDescription**	**Year**	**UnitGeneration: : (MWH)**
3081	[redacted]				
3082					
3083					
3084					
3085					
3086					
3087					
3088					
3089					
3090					
3091					
3092					
3093					
3094					
3095					
3096					
3097					
3098					
3099					
3100					
3101					
3102					
3103					
3104					
3105					
3106					
3107					
3108					

Column	A	B	C	D	E
Line #	**RunId**	**UnitCategory**	**UnitDescription**	**Year**	**UnitGeneration: : (MWH)**
3109	[redacted]				
3110					
3111					
3112					
3113					
3114					
3115					
3116					
3117					
3118					
3119					
3120					
3121					
3122					
3123					
3124					
3125					
3126					
3127					
3128					
3129					
3130					
3131					
3132					
3133					
3134					
3135					
3136					

Column	A	B	C	D	E
Line #	**RunId**	**UnitCategory**	**UnitDescription**	**Year**	**UnitGeneration: : (MWH)**
3137	[redacted]				
3138					
3139					
3140					
3141					
3142					
3143					
3144					
3145					
3146					
3147					
3148					
3149					
3150					
3151					
3152					
3153					
3154					
3155					
3156					
3157					
3158					
3159					
3160					
3161					
3162					
3163					
3164					

Column	A	B	C	D	E
Line #	**RunId**	**UnitCategory**	**UnitDescription**	**Year**	**UnitGeneration: : (MWH)**
3165	[redacted]				
3166					
3167					
3168					
3169					
3170					
3171					
3172					
3173					
3174					
3175					
3176					
3177					
3178					
3179					
3180					
3181					
3182					
3183					
3184					
3185					
3186					
3187					
3188					
3189					
3190					
3191					
3192					

Column	A	B	C	D	E
Line #	**RunId**	**UnitCategory**	**UnitDescription**	**Year**	**UnitGeneration: : (MWH)**
3193	[redacted]				
3194					
3195					
3196					
3197					
3198					
3199					
3200					
3201					
3202					
3203					
3204					
3205					
3206					
3207					
3208					
3209					
3210					
3211					
3212					
3213					
3214					
3215					
3216					
3217					
3218					
3219					
3220					

Column	A	B	C	D	E
Line #	**RunId**	**UnitCategory**	**UnitDescription**	**Year**	**UnitGeneration: : (MWH)**
3221	[redacted]				
3222					
3223					
3224					
3225					
3226					
3227					
3228					
3229					
3230					
3231					
3232					
3233					
3234					
3235					
3236					
3237					
3238					
3239					
3240					
3241					
3242					
3243					
3244					
3245					
3246					
3247					
3248					

Column	A	B	C	D	E
Line #	**RunId**	**UnitCategory**	**UnitDescription**	**Year**	**UnitGeneration: : (MWH)**
3249	[redacted]				
3250					
3251					
3252					
3253					
3254					
3255					
3256					
3257					
3258					
3259					
3260					
3261					
3262					
3263					
3264					
3265					
3266					
3267					
3268					
3269					
3270					
3271					
3272					
3273					
3274					
3275					
3276					

Column	A	B	C	D	E
Line #	**RunId**	**UnitCategory**	**UnitDescription**	**Year**	**UnitGeneration: : (MWH)**
3277	[redacted]				
3278					
3279					
3280					
3281					
3282					
3283					
3284					
3285					
3286					
3287					
3288					
3289					
3290					
3291					
3292					
3293					
3294					
3295					
3296					
3297					
3298					
3299					
3300					
3301					
3302					
3303					
3304					

Column	A	B	C	D	E
Line #	**RunId**	**UnitCategory**	**UnitDescription**	**Year**	**UnitGeneration: : (MWH)**
3305	[redacted]				
3306					
3307					
3308					
3309					
3310					
3311					
3312					
3313					
3314					
3315					
3316					
3317					
3318					
3319					
3320					
3321					
3322					
3323					
3324					
3325					
3326					
3327					
3328					
3329					
3330					
3331					
3332					

Column	A	B	C	D	E
Line #	**RunId**	**UnitCategory**	**UnitDescription**	**Year**	**UnitGeneration: : (MWH)**
3333	[redacted]				
3334					
3335					
3336					
3337					
3338					
3339					
3340					
3341					
3342					
3343					
3344					
3345					
3346					
3347					
3348					
3349					
3350					
3351					
3352					
3353					
3354					
3355					
3356					
3357					
3358					
3359					
3360					

Column	A	B	C	D	E
Line #	**RunId**	**UnitCategory**	**UnitDescription**	**Year**	**UnitGeneration: : (MWH)**
3361	[redacted]				
3362					
3363					
3364					
3365					
3366					
3367					
3368					
3369					
3370					
3371					
3372					
3373					
3374					
3375					
3376					
3377					
3378					
3379					
3380					
3381					
3382					
3383					
3384					
3385					
3386					
3387					
3388					

Column	A	B	C	D	E
Line #	**RunId**	**UnitCategory**	**UnitDescription**	**Year**	**UnitGeneration: : (MWH)**
3389	[redacted]				
3390					
3391					
3392					
3393					
3394					
3395					
3396					
3397					
3398					
3399					
3400					
3401					
3402					
3403					
3404					
3405					
3406					
3407					
3408					
3409					
3410					
3411					
3412					
3413					
3414					
3415					
3416					

Column	A	B	C	D	E
Line #	**RunId**	**UnitCategory**	**UnitDescription**	**Year**	**UnitGeneration: : (MWH)**
3417	[redacted]				
3418					
3419					
3420					
3421					
3422					
3423					
3424					
3425					
3426					
3427					
3428					
3429					
3430					
3431					
3432					
3433					
3434					
3435					
3436					
3437					
3438					
3439					
3440					
3441					
3442					
3443					
3444					

Column	A	B	C	D	E
Line #	**RunId**	**UnitCategory**	**UnitDescription**	**Year**	**UnitGeneration: : (MWH)**
3445	[redacted]				
3446					
3447					
3448					
3449					
3450					
3451					
3452					
3453					
3454					
3455					
3456					
3457					
3458					
3459					
3460					
3461					
3462					
3463					
3464					
3465					
3466					
3467					
3468					
3469					
3470					
3471					
3472					

Column	A	B	C	D	E
Line #	**RunId**	**UnitCategory**	**UnitDescription**	**Year**	**UnitGeneration: : (MWH)**
3473	[redacted]				
3474					
3475					
3476					
3477					
3478					
3479					
3480					
3481					
3482					
3483					
3484					
3485					
3486					
3487					
3488					
3489					
3490					
3491					
3492					
3493					
3494					
3495					
3496					
3497					
3498					
3499					
3500					

Column	A	B	C	D	E
Line #	**RunId**	**UnitCategory**	**UnitDescription**	**Year**	**UnitGeneration: : (MWH)**
3501	[redacted]				
3502					
3503					
3504					
3505					
3506					
3507					
3508					
3509					
3510					
3511					
3512					
3513					
3514					
3515					
3516					
3517					
3518					
3519					
3520					
3521					
3522					
3523					
3524					
3525					
3526					
3527					
3528					

Column	A	B	C	D	E
Line #	**RunId**	**UnitCategory**	**UnitDescription**	**Year**	**UnitGeneration: : (MWH)**
3529	[redacted]				
3530					
3531					
3532					
3533					
3534					
3535					
3536					
3537					
3538					
3539					
3540					
3541					
3542					
3543					
3544					
3545					
3546					
3547					
3548					
3549					
3550					
3551					
3552					
3553					
3554					
3555					
3556					

Column	A	B	C	D	E
Line #	**RunId**	**UnitCategory**	**UnitDescription**	**Year**	**UnitGeneration: : (MWH)**
3557	[redacted]				
3558					
3559					
3560					
3561					
3562					
3563					
3564					
3565					
3566					
3567					
3568					
3569					
3570					
3571					
3572					
3573					
3574					
3575					
3576					
3577					
3578					
3579					
3580					
3581					
3582					
3583					
3584					

Column	A	B	C	D	E
Line #	**RunId**	**UnitCategory**	**UnitDescription**	**Year**	**UnitGeneration: : (MWH)**
3585	[redacted]				
3586					
3587					
3588					
3589					
3590					
3591					
3592					
3593					
3594					
3595					
3596					
3597					
3598					
3599					
3600					
3601					
3602					
3603					
3604					
3605					
3606					
3607					
3608					
3609					
3610					
3611					
3612					

Column	A	B	C	D	E
Line #	**RunId**	**UnitCategory**	**UnitDescription**	**Year**	**UnitGeneration: : (MWH)**
3613	[redacted]				
3614					
3615					
3616					
3617					
3618					
3619					
3620					
3621					
3622					
3623					
3624					
3625					
3626					
3627					
3628					
3629					
3630					
3631					
3632					
3633					
3634					
3635					
3636					
3637					
3638					
3639					
3640					

Column	A	B	C	D	E
Line #	**RunId**	**UnitCategory**	**UnitDescription**	**Year**	**UnitGeneration: : (MWH)**
3641	[redacted]				
3642					
3643					
3644					
3645					
3646					
3647					
3648					
3649					
3650					
3651					
3652					
3653					
3654					
3655					
3656					
3657					
3658					
3659					
3660					
3661					
3662					
3663					
3664					
3665					
3666					
3667					
3668					

Column	A	B	C	D	E
Line #	**RunId**	**UnitCategory**	**UnitDescription**	**Year**	**UnitGeneration: : (MWH)**
3669	[redacted]				
3670					
3671					
3672					
3673					
3674					
3675					
3676					
3677					
3678					
3679					
3680					
3681					
3682					
3683					
3684					
3685					
3686					
3687					
3688					
3689					
3690					
3691					
3692					
3693					
3694					
3695					
3696					

Column	A	B	C	D	E
Line #	**RunId**	**UnitCategory**	**UnitDescription**	**Year**	**UnitGeneration: : (MWH)**
3697	[redacted]				
3698					
3699					
3700					
3701					
3702					
3703					
3704					
3705					
3706					
3707					
3708					
3709					
3710					
3711					
3712					
3713					
3714					
3715					
3716					
3717					
3718					
3719					
3720					
3721					
3722					
3723					
3724					

Column	A	B	C	D	E
Line #	**RunId**	**UnitCategory**	**UnitDescription**	**Year**	**UnitGeneration: : (MWH)**
3725	[redacted]				
3726					
3727					
3728					
3729					
3730					
3731					
3732					
3733					
3734					
3735					
3736					
3737					
3738					
3739					
3740					
3741					
3742					
3743					
3744					
3745					
3746					
3747					
3748					
3749					
3750					
3751					
3752					

Column	A	B	C	D	E
Line #	**RunId**	**UnitCategory**	**UnitDescription**	**Year**	**UnitGeneration: : (MWH)**
3753	[redacted]				
3754					
3755					
3756					
3757					
3758					
3759					
3760					
3761					
3762					
3763					
3764					
3765					
3766					
3767					
3768					
3769					
3770					
3771					
3772					
3773					
3774					
3775					
3776					
3777					
3778					
3779					
3780					

Column	A	B	C	D	E
Line #	**RunId**	**UnitCategory**	**UnitDescription**	**Year**	**UnitGeneration: : (MWH)**
3781	[redacted]				
3782					
3783					
3784					
3785					
3786					
3787					
3788					
3789					
3790					
3791					
3792					
3793					
3794					
3795					
3796					
3797					
3798					
3799					
3800					
3801					
3802					
3803					
3804					
3805					
3806					
3807					
3808					

Column	A	B	C	D	E
Line #	**RunId**	**UnitCategory**	**UnitDescription**	**Year**	**UnitGeneration: : (MWH)**
3809	[redacted]				
3810					
3811					
3812					
3813					
3814					
3815					
3816					
3817					
3818					
3819					
3820					
3821					
3822					
3823					
3824					
3825					
3826					
3827					
3828					
3829					
3830					
3831					
3832					
3833					
3834					
3835					
3836					

Column	A	B	C	D	E
Line #	**RunId**	**UnitCategory**	**UnitDescription**	**Year**	**UnitGeneration: : (MWH)**
3837	[redacted]				
3838					
3839					
3840					
3841					
3842					
3843					
3844					
3845					
3846					
3847					
3848					
3849					
3850					
3851					
3852					
3853					
3854					
3855					
3856					
3857					
3858					
3859					
3860					
3861					
3862					
3863					
3864					

Column	A	B	C	D	E
Line #	**RunId**	**UnitCategory**	**UnitDescription**	**Year**	**UnitGeneration: : (MWH)**
3865	[redacted]				
3866					
3867					
3868					
3869					
3870					
3871					
3872					
3873					
3874					
3875					
3876					
3877					
3878					
3879					
3880					
3881					
3882					
3883					
3884					
3885					
3886					
3887					
3888					
3889					
3890					
3891					
3892					

Column	A	B	C	D	E
Line #	**RunId**	**UnitCategory**	**UnitDescription**	**Year**	**UnitGeneration: : (MWH)**
3893	[redacted]				
3894					
3895					
3896					
3897					
3898					
3899					
3900					
3901					
3902					
3903					
3904					
3905					
3906					
3907					
3908					
3909					
3910					
3911					
3912					
3913					
3914					
3915					
3916					
3917					
3918					
3919					
3920					

Column	A	B	C	D	E
Line #	**RunId**	**UnitCategory**	**UnitDescription**	**Year**	**UnitGeneration: : (MWH)**
3921	[redacted]				
3922					
3923					
3924					
3925					
3926					
3927					
3928					
3929					
3930					
3931					
3932					
3933					
3934					
3935					
3936					
3937					
3938					
3939					
3940					
3941					
3942					
3943					
3944					
3945					
3946					
3947					
3948					

Column	A	B	C	D	E
Line #	**RunId**	**UnitCategory**	**UnitDescription**	**Year**	**UnitGeneration: : (MWH)**
3949	[redacted]				
3950					
3951					
3952					
3953					
3954					
3955					
3956					
3957					
3958					
3959					
3960					
3961					
3962					
3963					
3964					
3965					
3966					
3967					
3968					
3969					
3970					
3971					
3972					
3973					
3974					
3975					
3976					

Column	A	B	C	D	E
Line #	**RunId**	**UnitCategory**	**UnitDescription**	**Year**	**UnitGeneration: : (MWH)**
3977	[redacted]				
3978					
3979					
3980					
3981					
3982					
3983					
3984					
3985					
3986					
3987					
3988					
3989					
3990					
3991					
3992					
3993					
3994					
3995					
3996					
3997					
3998					
3999					
4000					
4001					
4002					
4003					
4004					

Column	A	B	C	D	E
Line #	**RunId**	**UnitCategory**	**UnitDescription**	**Year**	**UnitGeneration: : (MWH)**
4005	[redacted]				
4006					
4007					
4008					
4009					
4010					
4011					
4012					
4013					
4014					
4015					
4016					
4017					
4018					
4019					
4020					
4021					
4022					
4023					
4024					
4025					
4026					
4027					
4028					
4029					
4030					
4031					
4032					

Column	A	B	C	D	E
Line #	**RunId**	**UnitCategory**	**UnitDescription**	**Year**	**UnitGeneration: : (MWH)**
4033	[redacted]				
4034					
4035					
4036					
4037					
4038					
4039					
4040					
4041					
4042					

Column	F	G	H	I
Line #	**TotVarProdCostByUnit: : ($)**	**UnitEmissions: NOX: (LBS)**	**UnitEmissions: RGGICO2: (LBS)**	**UnitEmissions: SOX: (LBS)**
1	[redacted]			
2				
3				
4				
5				
6				
7				
8				
9				
10				
11				
12				
13				
14				
15				
16				
17				
18				
19				
20				
21				
22				
23				
24				
25				
26				
27				
28				

Column	F	G	H	I
Line #	**TotVarProdCostByUnit: : ($)**	**UnitEmissions: NOX: (LBS)**	**UnitEmissions: RGGICO2: (LBS)**	**UnitEmissions: SOX: (LBS)**
29	[redacted]			
30				
31				
32				
33				
34				
35				
36				
37				
38				
39				
40				
41				
42				
43				
44				
45				
46				
47				
48				
49				
50				
51				
52				
53				
54				
55				
56				

Column	F	G	H	I
Line #	**TotVarProdCostByUnit: : ($)**	**UnitEmissions: NOX: (LBS)**	**UnitEmissions: RGGICO2: (LBS)**	**UnitEmissions: SOX: (LBS)**
57	[redacted]			
58				
59				
60				
61				
62				
63				
64				
65				
66				
67				
68				
69				
70				
71				
72				
73				
74				
75				
76				
77				
78				
79				
80				
81				
82				
83				
84				

Column	F	G	H	I
Line #	**TotVarProdCostByUnit: : ($)**	**UnitEmissions: NOX: (LBS)**	**UnitEmissions: RGGICO2: (LBS)**	**UnitEmissions: SOX: (LBS)**
85	[redacted]			
86				
87				
88				
89				
90				
91				
92				
93				
94				
95				
96				
97				
98				
99				
100				
101				
102				
103				
104				
105				
106				
107				
108				
109				
110				
111				
112				

Column	F	G	H	I
Line #	**TotVarProdCostByUnit: : ($)**	**UnitEmissions: NOX: (LBS)**	**UnitEmissions: RGGICO2: (LBS)**	**UnitEmissions: SOX: (LBS)**
113	[redacted]			
114				
115				
116				
117				
118				
119				
120				
121				
122				
123				
124				
125				
126				
127				
128				
129				
130				
131				
132				
133				
134				
135				
136				
137				
138				
139				
140				

Column	F	G	H	I
Line #	**TotVarProdCostByUnit: : ($)**	**UnitEmissions: NOX: (LBS)**	**UnitEmissions: RGGICO2: (LBS)**	**UnitEmissions: SOX: (LBS)**
141	[redacted]			
142				
143				
144				
145				
146				
147				
148				
149				
150				
151				
152				
153				
154				
155				
156				
157				
158				
159				
160				
161				
162				
163				
164				
165				
166				
167				
168				

Column	F	G	H	I
Line #	**TotVarProdCostByUnit: : ($)**	**UnitEmissions: NOX: (LBS)**	**UnitEmissions: RGGICO2: (LBS)**	**UnitEmissions: SOX: (LBS)**
169	[redacted]			
170				
171				
172				
173				
174				
175				
176				
177				
178				
179				
180				
181				
182				
183				
184				
185				
186				
187				
188				
189				
190				
191				
192				
193				
194				
195				
196				

Column	F	G	H	I
Line #	**TotVarProdCostByUnit: : ($)**	**UnitEmissions: NOX: (LBS)**	**UnitEmissions: RGGICO2: (LBS)**	**UnitEmissions: SOX: (LBS)**
197	[redacted]			
198				
199				
200				
201				
202				
203				
204				
205				
206				
207				
208				
209				
210				
211				
212				
213				
214				
215				
216				
217				
218				
219				
220				
221				
222				
223				
224				

Column	F	G	H	I
Line #	**TotVarProdCostByUnit: : ($)**	**UnitEmissions: NOX: (LBS)**	**UnitEmissions: RGGICO2: (LBS)**	**UnitEmissions: SOX: (LBS)**
225	[redacted]			
226				
227				
228				
229				
230				
231				
232				
233				
234				
235				
236				
237				
238				
239				
240				
241				
242				
243				
244				
245				
246				
247				
248				
249				
250				
251				
252				

Column	F	G	H	I
Line #	**TotVarProdCostByUnit: : ($)**	**UnitEmissions: NOX: (LBS)**	**UnitEmissions: RGGICO2: (LBS)**	**UnitEmissions: SOX: (LBS)**
253	[redacted]			
254				
255				
256				
257				
258				
259				
260				
261				
262				
263				
264				
265				
266				
267				
268				
269				
270				
271				
272				
273				
274				
275				
276				
277				
278				
279				
280				

Column	F	G	H	I
Line #	**TotVarProdCostByUnit: : ($)**	**UnitEmissions: NOX: (LBS)**	**UnitEmissions: RGGICO2: (LBS)**	**UnitEmissions: SOX: (LBS)**
281	[redacted]			
282				
283				
284				
285				
286				
287				
288				
289				
290				
291				
292				
293				
294				
295				
296				
297				
298				
299				
300				
301				
302				
303				
304				
305				
306				
307				
308				

Column	F	G	H	I
Line #	**TotVarProdCostByUnit: : ($)**	**UnitEmissions: NOX: (LBS)**	**UnitEmissions: RGGICO2: (LBS)**	**UnitEmissions: SOX: (LBS)**
309	[redacted]			
310				
311				
312				
313				
314				
315				
316				
317				
318				
319				
320				
321				
322				
323				
324				
325				
326				
327				
328				
329				
330				
331				
332				
333				
334				
335				
336				

Column	F	G	H	I
Line #	**TotVarProdCostByUnit: : ($)**	**UnitEmissions: NOX: (LBS)**	**UnitEmissions: RGGICO2: (LBS)**	**UnitEmissions: SOX: (LBS)**
337	[redacted]			
338				
339				
340				
341				
342				
343				
344				
345				
346				
347				
348				
349				
350				
351				
352				
353				
354				
355				
356				
357				
358				
359				
360				
361				
362				
363				
364				

Column	F	G	H	I
Line #	**TotVarProdCostByUnit: : ($)**	**UnitEmissions: NOX: (LBS)**	**UnitEmissions: RGGICO2: (LBS)**	**UnitEmissions: SOX: (LBS)**
365	[redacted]			
366				
367				
368				
369				
370				
371				
372				
373				
374				
375				
376				
377				
378				
379				
380				
381				
382				
383				
384				
385				
386				
387				
388				
389				
390				
391				
392				

Column	F	G	H	I
Line #	**TotVarProdCostByUnit: : ($)**	**UnitEmissions: NOX: (LBS)**	**UnitEmissions: RGGICO2: (LBS)**	**UnitEmissions: SOX: (LBS)**
393	[redacted]			
394				
395				
396				
397				
398				
399				
400				
401				
402				
403				
404				
405				
406				
407				
408				
409				
410				
411				
412				
413				
414				
415				
416				
417				
418				
419				
420				

Column	F	G	H	I
Line #	**TotVarProdCostByUnit: : ($)**	**UnitEmissions: NOX: (LBS)**	**UnitEmissions: RGGICO2: (LBS)**	**UnitEmissions: SOX: (LBS)**
421	[redacted]			
422				
423				
424				
425				
426				
427				
428				
429				
430				
431				
432				
433				
434				
435				
436				
437				
438				
439				
440				
441				
442				
443				
444				
445				
446				
447				
448				

Column	F	G	H	I
Line #	**TotVarProdCostByUnit: : ($)**	**UnitEmissions: NOX: (LBS)**	**UnitEmissions: RGGICO2: (LBS)**	**UnitEmissions: SOX: (LBS)**
449	[redacted]			
450				
451				
452				
453				
454				
455				
456				
457				
458				
459				
460				
461				
462				
463				
464				
465				
466				
467				
468				
469				
470				
471				
472				
473				
474				
475				
476				

Column	F	G	H	I
Line #	**TotVarProdCostByUnit: : ($)**	**UnitEmissions: NOX: (LBS)**	**UnitEmissions: RGGICO2: (LBS)**	**UnitEmissions: SOX: (LBS)**
477	[redacted]			
478				
479				
480				
481				
482				
483				
484				
485				
486				
487				
488				
489				
490				
491				
492				
493				
494				
495				
496				
497				
498				
499				
500				
501				
502				
503				
504				

Column	F	G	H	I
Line #	**TotVarProdCostByUnit: : ($)**	**UnitEmissions: NOX: (LBS)**	**UnitEmissions: RGGICO2: (LBS)**	**UnitEmissions: SOX: (LBS)**
505	[redacted]			
506				
507				
508				
509				
510				
511				
512				
513				
514				
515				
516				
517				
518				
519				
520				
521				
522				
523				
524				
525				
526				
527				
528				
529				
530				
531				
532				

Column	F	G	H	I
Line #	**TotVarProdCostByUnit: : ($)**	**UnitEmissions: NOX: (LBS)**	**UnitEmissions: RGGICO2: (LBS)**	**UnitEmissions: SOX: (LBS)**
533	[redacted]			
534				
535				
536				
537				
538				
539				
540				
541				
542				
543				
544				
545				
546				
547				
548				
549				
550				
551				
552				
553				
554				
555				
556				
557				
558				
559				
560				

Column	F	G	H	I
Line #	**TotVarProdCostByUnit: : ($)**	**UnitEmissions: NOX: (LBS)**	**UnitEmissions: RGGICO2: (LBS)**	**UnitEmissions: SOX: (LBS)**
561	[redacted]			
562				
563				
564				
565				
566				
567				
568				
569				
570				
571				
572				
573				
574				
575				
576				
577				
578				
579				
580				
581				
582				
583				
584				
585				
586				
587				
588				

Column	F	G	H	I
Line #	**TotVarProdCostByUnit: : ($)**	**UnitEmissions: NOX: (LBS)**	**UnitEmissions: RGGICO2: (LBS)**	**UnitEmissions: SOX: (LBS)**
589	[redacted]			
590				
591				
592				
593				
594				
595				
596				
597				
598				
599				
600				
601				
602				
603				
604				
605				
606				
607				
608				
609				
610				
611				
612				
613				
614				
615				
616				

Column	F	G	H	I
Line #	**TotVarProdCostByUnit: : ($)**	**UnitEmissions: NOX: (LBS)**	**UnitEmissions: RGGICO2: (LBS)**	**UnitEmissions: SOX: (LBS)**
617	[redacted]			
618				
619				
620				
621				
622				
623				
624				
625				
626				
627				
628				
629				
630				
631				
632				
633				
634				
635				
636				
637				
638				
639				
640				
641				
642				
643				
644				

Column	F	G	H	I
Line #	**TotVarProdCostByUnit: : ($)**	**UnitEmissions: NOX: (LBS)**	**UnitEmissions: RGGICO2: (LBS)**	**UnitEmissions: SOX: (LBS)**
645	[redacted]			
646				
647				
648				
649				
650				
651				
652				
653				
654				
655				
656				
657				
658				
659				
660				
661				
662				
663				
664				
665				
666				
667				
668				
669				
670				
671				
672				

Column	F	G	H	I
Line #	**TotVarProdCostByUnit: : ($)**	**UnitEmissions: NOX: (LBS)**	**UnitEmissions: RGGICO2: (LBS)**	**UnitEmissions: SOX: (LBS)**
673	[redacted]			
674				
675				
676				
677				
678				
679				
680				
681				
682				
683				
684				
685				
686				
687				
688				
689				
690				
691				
692				
693				
694				
695				
696				
697				
698				
699				
700				

Column	F	G	H	I
Line #	**TotVarProdCostByUnit: : ($)**	**UnitEmissions: NOX: (LBS)**	**UnitEmissions: RGGICO2: (LBS)**	**UnitEmissions: SOX: (LBS)**
701	[redacted]			
702				
703				
704				
705				
706				
707				
708				
709				
710				
711				
712				
713				
714				
715				
716				
717				
718				
719				
720				
721				
722				
723				
724				
725				
726				
727				
728				

Column	F	G	H	I
Line #	**TotVarProdCostByUnit: : ($)**	**UnitEmissions: NOX: (LBS)**	**UnitEmissions: RGGICO2: (LBS)**	**UnitEmissions: SOX: (LBS)**
729	[redacted]			
730				
731				
732				
733				
734				
735				
736				
737				
738				
739				
740				
741				
742				
743				
744				
745				
746				
747				
748				
749				
750				
751				
752				
753				
754				
755				
756				

Column	F	G	H	I
Line #	**TotVarProdCostByUnit: : ($)**	**UnitEmissions: NOX: (LBS)**	**UnitEmissions: RGGICO2: (LBS)**	**UnitEmissions: SOX: (LBS)**
757	[redacted]			
758				
759				
760				
761				
762				
763				
764				
765				
766				
767				
768				
769				
770				
771				
772				
773				
774				
775				
776				
777				
778				
779				
780				
781				
782				
783				
784				

Column	F	G	H	I
Line #	**TotVarProdCostByUnit: : ($)**	**UnitEmissions: NOX: (LBS)**	**UnitEmissions: RGGICO2: (LBS)**	**UnitEmissions: SOX: (LBS)**
785	[redacted]			
786				
787				
788				
789				
790				
791				
792				
793				
794				
795				
796				
797				
798				
799				
800				
801				
802				
803				
804				
805				
806				
807				
808				
809				
810				
811				
812				

Column	F	G	H	I
Line #	**TotVarProdCostByUnit: : ($)**	**UnitEmissions: NOX: (LBS)**	**UnitEmissions: RGGICO2: (LBS)**	**UnitEmissions: SOX: (LBS)**
813	[redacted]			
814				
815				
816				
817				
818				
819				
820				
821				
822				
823				
824				
825				
826				
827				
828				
829				
830				
831				
832				
833				
834				
835				
836				
837				
838				
839				
840				

Column	F	G	H	I
Line #	**TotVarProdCostByUnit: : ($)**	**UnitEmissions: NOX: (LBS)**	**UnitEmissions: RGGICO2: (LBS)**	**UnitEmissions: SOX: (LBS)**
841	[redacted]			
842				
843				
844				
845				
846				
847				
848				
849				
850				
851				
852				
853				
854				
855				
856				
857				
858				
859				
860				
861				
862				
863				
864				
865				
866				
867				
868				

Column	F	G	H	I
Line #	**TotVarProdCostByUnit: : ($)**	**UnitEmissions: NOX: (LBS)**	**UnitEmissions: RGGICO2: (LBS)**	**UnitEmissions: SOX: (LBS)**
869	[redacted]			
870				
871				
872				
873				
874				
875				
876				
877				
878				
879				
880				
881				
882				
883				
884				
885				
886				
887				
888				
889				
890				
891				
892				
893				
894				
895				
896				

Column	F	G	H	I
Line #	**TotVarProdCostByUnit: : ($)**	**UnitEmissions: NOX: (LBS)**	**UnitEmissions: RGGICO2: (LBS)**	**UnitEmissions: SOX: (LBS)**
897	[redacted]			
898				
899				
900				
901				
902				
903				
904				
905				
906				
907				
908				
909				
910				
911				
912				
913				
914				
915				
916				
917				
918				
919				
920				
921				
922				
923				
924				

Column	F	G	H	I
Line #	**TotVarProdCostByUnit: : ($)**	**UnitEmissions: NOX: (LBS)**	**UnitEmissions: RGGICO2: (LBS)**	**UnitEmissions: SOX: (LBS)**
925	[redacted]			
926				
927				
928				
929				
930				
931				
932				
933				
934				
935				
936				
937				
938				
939				
940				
941				
942				
943				
944				
945				
946				
947				
948				
949				
950				
951				
952				

Column	F	G	H	I
Line #	**TotVarProdCostByUnit: : ($)**	**UnitEmissions: NOX: (LBS)**	**UnitEmissions: RGGICO2: (LBS)**	**UnitEmissions: SOX: (LBS)**
953	[redacted]			
954				
955				
956				
957				
958				
959				
960				
961				
962				
963				
964				
965				
966				
967				
968				
969				
970				
971				
972				
973				
974				
975				
976				
977				
978				
979				
980				

Column	F	G	H	I
Line #	**TotVarProdCostByUnit: : ($)**	**UnitEmissions: NOX: (LBS)**	**UnitEmissions: RGGICO2: (LBS)**	**UnitEmissions: SOX: (LBS)**
981	[redacted]			
982				
983				
984				
985				
986				
987				
988				
989				
990				
991				
992				
993				
994				
995				
996				
997				
998				
999				
1000				
1001				
1002				
1003				
1004				
1005				
1006				
1007				
1008				

Column	F	G	H	I
Line #	**TotVarProdCostByUnit: : ($)**	**UnitEmissions: NOX: (LBS)**	**UnitEmissions: RGGICO2: (LBS)**	**UnitEmissions: SOX: (LBS)**
1009	[redacted]			
1010				
1011				
1012				
1013				
1014				
1015				
1016				
1017				
1018				
1019				
1020				
1021				
1022				
1023				
1024				
1025				
1026				
1027				
1028				
1029				
1030				
1031				
1032				
1033				
1034				
1035				
1036				

Column	F	G	H	I
Line #	**TotVarProdCostByUnit: : ($)**	**UnitEmissions: NOX: (LBS)**	**UnitEmissions: RGGICO2: (LBS)**	**UnitEmissions: SOX: (LBS)**
1037	[redacted]			
1038				
1039				
1040				
1041				
1042				
1043				
1044				
1045				
1046				
1047				
1048				
1049				
1050				
1051				
1052				
1053				
1054				
1055				
1056				
1057				
1058				
1059				
1060				
1061				
1062				
1063				
1064				

Column	F	G	H	I
Line #	**TotVarProdCostByUnit: : ($)**	**UnitEmissions: NOX: (LBS)**	**UnitEmissions: RGGICO2: (LBS)**	**UnitEmissions: SOX: (LBS)**
1065	[redacted]			
1066				
1067				
1068				
1069				
1070				
1071				
1072				
1073				
1074				
1075				
1076				
1077				
1078				
1079				
1080				
1081				
1082				
1083				
1084				
1085				
1086				
1087				
1088				
1089				
1090				
1091				
1092				

Column	F	G	H	I
Line #	**TotVarProdCostByUnit: : ($)**	**UnitEmissions: NOX: (LBS)**	**UnitEmissions: RGGICO2: (LBS)**	**UnitEmissions: SOX: (LBS)**
1093	[redacted]			
1094				
1095				
1096				
1097				
1098				
1099				
1100				
1101				
1102				
1103				
1104				
1105				
1106				
1107				
1108				
1109				
1110				
1111				
1112				
1113				
1114				
1115				
1116				
1117				
1118				
1119				
1120				

Column	F	G	H	I
Line #	**TotVarProdCostByUnit: : ($)**	**UnitEmissions: NOX: (LBS)**	**UnitEmissions: RGGICO2: (LBS)**	**UnitEmissions: SOX: (LBS)**
1121	[redacted]			
1122				
1123				
1124				
1125				
1126				
1127				
1128				
1129				
1130				
1131				
1132				
1133				
1134				
1135				
1136				
1137				
1138				
1139				
1140				
1141				
1142				
1143				
1144				
1145				
1146				
1147				
1148				

Column	F	G	H	I
Line #	**TotVarProdCostByUnit: : ($)**	**UnitEmissions: NOX: (LBS)**	**UnitEmissions: RGGICO2: (LBS)**	**UnitEmissions: SOX: (LBS)**
1149	[redacted]			
1150				
1151				
1152				
1153				
1154				
1155				
1156				
1157				
1158				
1159				
1160				
1161				
1162				
1163				
1164				
1165				
1166				
1167				
1168				
1169				
1170				
1171				
1172				
1173				
1174				
1175				
1176				

Column	F	G	H	I
Line #	**TotVarProdCostByUnit: : ($)**	**UnitEmissions: NOX: (LBS)**	**UnitEmissions: RGGICO2: (LBS)**	**UnitEmissions: SOX: (LBS)**
1177	[redacted]			
1178				
1179				
1180				
1181				
1182				
1183				
1184				
1185				
1186				
1187				
1188				
1189				
1190				
1191				
1192				
1193				
1194				
1195				
1196				
1197				
1198				
1199				
1200				
1201				
1202				
1203				
1204				

Column	F	G	H	I
Line #	**TotVarProdCostByUnit: : ($)**	**UnitEmissions: NOX: (LBS)**	**UnitEmissions: RGGICO2: (LBS)**	**UnitEmissions: SOX: (LBS)**
1205	[redacted]			
1206				
1207				
1208				
1209				
1210				
1211				
1212				
1213				
1214				
1215				
1216				
1217				
1218				
1219				
1220				
1221				
1222				
1223				
1224				
1225				
1226				
1227				
1228				
1229				
1230				
1231				
1232				

Column	F	G	H	I
Line #	**TotVarProdCostByUnit: : ($)**	**UnitEmissions: NOX: (LBS)**	**UnitEmissions: RGGICO2: (LBS)**	**UnitEmissions: SOX: (LBS)**
1233	[redacted]			
1234				
1235				
1236				
1237				
1238				
1239				
1240				
1241				
1242				
1243				
1244				
1245				
1246				
1247				
1248				
1249				
1250				
1251				
1252				
1253				
1254				
1255				
1256				
1257				
1258				
1259				
1260				

Column	F	G	H	I
Line #	**TotVarProdCostByUnit: : ($)**	**UnitEmissions: NOX: (LBS)**	**UnitEmissions: RGGICO2: (LBS)**	**UnitEmissions: SOX: (LBS)**
1261	[redacted]			
1262				
1263				
1264				
1265				
1266				
1267				
1268				
1269				
1270				
1271				
1272				
1273				
1274				
1275				
1276				
1277				
1278				
1279				
1280				
1281				
1282				
1283				
1284				
1285				
1286				
1287				
1288				

Column	F	G	H	I
Line #	**TotVarProdCostByUnit: : ($)**	**UnitEmissions: NOX: (LBS)**	**UnitEmissions: RGGICO2: (LBS)**	**UnitEmissions: SOX: (LBS)**
1289	[redacted]			
1290				
1291				
1292				
1293				
1294				
1295				
1296				
1297				
1298				
1299				
1300				
1301				
1302				
1303				
1304				
1305				
1306				
1307				
1308				
1309				
1310				
1311				
1312				
1313				
1314				
1315				
1316				

Column	F	G	H	I
Line #	**TotVarProdCostByUnit: : ($)**	**UnitEmissions: NOX: (LBS)**	**UnitEmissions: RGGICO2: (LBS)**	**UnitEmissions: SOX: (LBS)**
1317	[redacted]			
1318				
1319				
1320				
1321				
1322				
1323				
1324				
1325				
1326				
1327				
1328				
1329				
1330				
1331				
1332				
1333				
1334				
1335				
1336				
1337				
1338				
1339				
1340				
1341				
1342				
1343				
1344				

Column	F	G	H	I
Line #	**TotVarProdCostByUnit: : ($)**	**UnitEmissions: NOX: (LBS)**	**UnitEmissions: RGGICO2: (LBS)**	**UnitEmissions: SOX: (LBS)**
1345	[redacted]			
1346				
1347				
1348				
1349				
1350				
1351				
1352				
1353				
1354				
1355				
1356				
1357				
1358				
1359				
1360				
1361				
1362				
1363				
1364				
1365				
1366				
1367				
1368				
1369				
1370				
1371				
1372				

Column	F	G	H	I
Line #	**TotVarProdCostByUnit: : ($)**	**UnitEmissions: NOX: (LBS)**	**UnitEmissions: RGGICO2: (LBS)**	**UnitEmissions: SOX: (LBS)**
1373	[redacted]			
1374				
1375				
1376				
1377				
1378				
1379				
1380				
1381				
1382				
1383				
1384				
1385				
1386				
1387				
1388				
1389				
1390				
1391				
1392				
1393				
1394				
1395				
1396				
1397				
1398				
1399				
1400				

Column	F	G	H	I
Line #	**TotVarProdCostByUnit: : ($)**	**UnitEmissions: NOX: (LBS)**	**UnitEmissions: RGGICO2: (LBS)**	**UnitEmissions: SOX: (LBS)**
1401	[redacted]			
1402				
1403				
1404				
1405				
1406				
1407				
1408				
1409				
1410				
1411				
1412				
1413				
1414				
1415				
1416				
1417				
1418				
1419				
1420				
1421				
1422				
1423				
1424				
1425				
1426				
1427				
1428				

Column	F	G	H	I
Line #	TotVarProdCostByUnit: : ($)	UnitEmissions: NOX: (LBS)	UnitEmissions: RGGICO2: (LBS)	UnitEmissions: SOX: (LBS)
1429	[redacted]			
1430				
1431				
1432				
1433				
1434				
1435				
1436				
1437				
1438				
1439				
1440				
1441				
1442				
1443				
1444				
1445				
1446				
1447				
1448				
1449				
1450				
1451				
1452				
1453				
1454				
1455				
1456				

Column	F	G	H	I
Line #	**TotVarProdCostByUnit: : ($)**	**UnitEmissions: NOX: (LBS)**	**UnitEmissions: RGGICO2: (LBS)**	**UnitEmissions: SOX: (LBS)**
1457	[redacted]			
1458				
1459				
1460				
1461				
1462				
1463				
1464				
1465				
1466				
1467				
1468				
1469				
1470				
1471				
1472				
1473				
1474				
1475				
1476				
1477				
1478				
1479				
1480				
1481				
1482				
1483				
1484				

Column	F	G	H	I
Line #	**TotVarProdCostByUnit: : ($)**	**UnitEmissions: NOX: (LBS)**	**UnitEmissions: RGGICO2: (LBS)**	**UnitEmissions: SOX: (LBS)**
1485	[redacted]			
1486				
1487				
1488				
1489				
1490				
1491				
1492				
1493				
1494				
1495				
1496				
1497				
1498				
1499				
1500				
1501				
1502				
1503				
1504				
1505				
1506				
1507				
1508				
1509				
1510				
1511				
1512				

Column	F	G	H	I
Line #	**TotVarProdCostByUnit: : ($)**	**UnitEmissions: NOX: (LBS)**	**UnitEmissions: RGGICO2: (LBS)**	**UnitEmissions: SOX: (LBS)**
1513	[redacted]			
1514				
1515				
1516				
1517				
1518				
1519				
1520				
1521				
1522				
1523				
1524				
1525				
1526				
1527				
1528				
1529				
1530				
1531				
1532				
1533				
1534				
1535				
1536				
1537				
1538				
1539				
1540				

Column	F	G	H	I
Line #	**TotVarProdCostByUnit: : ($)**	**UnitEmissions: NOX: (LBS)**	**UnitEmissions: RGGICO2: (LBS)**	**UnitEmissions: SOX: (LBS)**
1541	[redacted]			
1542				
1543				
1544				
1545				
1546				
1547				
1548				
1549				
1550				
1551				
1552				
1553				
1554				
1555				
1556				
1557				
1558				
1559				
1560				
1561				
1562				
1563				
1564				
1565				
1566				
1567				
1568				

Column	F	G	H	I
Line #	**TotVarProdCostByUnit: : ($)**	**UnitEmissions: NOX: (LBS)**	**UnitEmissions: RGGICO2: (LBS)**	**UnitEmissions: SOX: (LBS)**
1569	[redacted]			
1570				
1571				
1572				
1573				
1574				
1575				
1576				
1577				
1578				
1579				
1580				
1581				
1582				
1583				
1584				
1585				
1586				
1587				
1588				
1589				
1590				
1591				
1592				
1593				
1594				
1595				
1596				

Column	F	G	H	I
Line #	**TotVarProdCostByUnit: : ($)**	**UnitEmissions: NOX: (LBS)**	**UnitEmissions: RGGICO2: (LBS)**	**UnitEmissions: SOX: (LBS)**
1597	[redacted]			
1598				
1599				
1600				
1601				
1602				
1603				
1604				
1605				
1606				
1607				
1608				
1609				
1610				
1611				
1612				
1613				
1614				
1615				
1616				
1617				
1618				
1619				
1620				
1621				
1622				
1623				
1624				

Column	F	G	H	I
Line #	**TotVarProdCostByUnit: : ($)**	**UnitEmissions: NOX: (LBS)**	**UnitEmissions: RGGICO2: (LBS)**	**UnitEmissions: SOX: (LBS)**
1625	[redacted]			
1626				
1627				
1628				
1629				
1630				
1631				
1632				
1633				
1634				
1635				
1636				
1637				
1638				
1639				
1640				
1641				
1642				
1643				
1644				
1645				
1646				
1647				
1648				
1649				
1650				
1651				
1652				

Column	F	G	H	I
Line #	**TotVarProdCostByUnit: : ($)**	**UnitEmissions: NOX: (LBS)**	**UnitEmissions: RGGICO2: (LBS)**	**UnitEmissions: SOX: (LBS)**
1653	[redacted]			
1654				
1655				
1656				
1657				
1658				
1659				
1660				
1661				
1662				
1663				
1664				
1665				
1666				
1667				
1668				
1669				
1670				
1671				
1672				
1673				
1674				
1675				
1676				
1677				
1678				
1679				
1680				

Column	F	G	H	I
Line #	**TotVarProdCostByUnit: : ($)**	**UnitEmissions: NOX: (LBS)**	**UnitEmissions: RGGICO2: (LBS)**	**UnitEmissions: SOX: (LBS)**
1681	[redacted]			
1682				
1683				
1684				
1685				
1686				
1687				
1688				
1689				
1690				
1691				
1692				
1693				
1694				
1695				
1696				
1697				
1698				
1699				
1700				
1701				
1702				
1703				
1704				
1705				
1706				
1707				
1708				

Column	F	G	H	I
Line #	**TotVarProdCostByUnit: : ($)**	**UnitEmissions: NOX: (LBS)**	**UnitEmissions: RGGICO2: (LBS)**	**UnitEmissions: SOX: (LBS)**
1709	[redacted]			
1710				
1711				
1712				
1713				
1714				
1715				
1716				
1717				
1718				
1719				
1720				
1721				
1722				
1723				
1724				
1725				
1726				
1727				
1728				
1729				
1730				
1731				
1732				
1733				
1734				
1735				
1736				

Column	F	G	H	I
Line #	**TotVarProdCostByUnit: : ($)**	**UnitEmissions: NOX: (LBS)**	**UnitEmissions: RGGICO2: (LBS)**	**UnitEmissions: SOX: (LBS)**
1737	[redacted]			
1738				
1739				
1740				
1741				
1742				
1743				
1744				
1745				
1746				
1747				
1748				
1749				
1750				
1751				
1752				
1753				
1754				
1755				
1756				
1757				
1758				
1759				
1760				
1761				
1762				
1763				
1764				

Column	F	G	H	I
Line #	**TotVarProdCostByUnit: : ($)**	**UnitEmissions: NOX: (LBS)**	**UnitEmissions: RGGICO2: (LBS)**	**UnitEmissions: SOX: (LBS)**
1765	[redacted]			
1766				
1767				
1768				
1769				
1770				
1771				
1772				
1773				
1774				
1775				
1776				
1777				
1778				
1779				
1780				
1781				
1782				
1783				
1784				
1785				
1786				
1787				
1788				
1789				
1790				
1791				
1792				

Column	F	G	H	I
Line #	**TotVarProdCostByUnit: : ($)**	**UnitEmissions: NOX: (LBS)**	**UnitEmissions: RGGICO2: (LBS)**	**UnitEmissions: SOX: (LBS)**
1793	[redacted]			
1794				
1795				
1796				
1797				
1798				
1799				
1800				
1801				
1802				
1803				
1804				
1805				
1806				
1807				
1808				
1809				
1810				
1811				
1812				
1813				
1814				
1815				
1816				
1817				
1818				
1819				
1820				

Column	F	G	H	I
Line #	**TotVarProdCostByUnit: : ($)**	**UnitEmissions: NOX: (LBS)**	**UnitEmissions: RGGICO2: (LBS)**	**UnitEmissions: SOX: (LBS)**
1821	[redacted]			
1822				
1823				
1824				
1825				
1826				
1827				
1828				
1829				
1830				
1831				
1832				
1833				
1834				
1835				
1836				
1837				
1838				
1839				
1840				
1841				
1842				
1843				
1844				
1845				
1846				
1847				
1848				

Column	F	G	H	I
Line #	**TotVarProdCostByUnit: : ($)**	**UnitEmissions: NOX: (LBS)**	**UnitEmissions: RGGICO2: (LBS)**	**UnitEmissions: SOX: (LBS)**
1849	[redacted]			
1850				
1851				
1852				
1853				
1854				
1855				
1856				
1857				
1858				
1859				
1860				
1861				
1862				
1863				
1864				
1865				
1866				
1867				
1868				
1869				
1870				
1871				
1872				
1873				
1874				
1875				
1876				

Column	F	G	H	I
Line #	**TotVarProdCostByUnit: : ($)**	**UnitEmissions: NOX: (LBS)**	**UnitEmissions: RGGICO2: (LBS)**	**UnitEmissions: SOX: (LBS)**
1877	[redacted]			
1878				
1879				
1880				
1881				
1882				
1883				
1884				
1885				
1886				
1887				
1888				
1889				
1890				
1891				
1892				
1893				
1894				
1895				
1896				
1897				
1898				
1899				
1900				
1901				
1902				
1903				
1904				

Column	F	G	H	I
Line #	**TotVarProdCostByUnit: : ($)**	**UnitEmissions: NOX: (LBS)**	**UnitEmissions: RGGICO2: (LBS)**	**UnitEmissions: SOX: (LBS)**
1905	[redacted]			
1906				
1907				
1908				
1909				
1910				
1911				
1912				
1913				
1914				
1915				
1916				
1917				
1918				
1919				
1920				
1921				
1922				
1923				
1924				
1925				
1926				
1927				
1928				
1929				
1930				
1931				
1932				

Column	F	G	H	I
Line #	**TotVarProdCostByUnit: : ($)**	**UnitEmissions: NOX: (LBS)**	**UnitEmissions: RGGICO2: (LBS)**	**UnitEmissions: SOX: (LBS)**
1933	[redacted]			
1934				
1935				
1936				
1937				
1938				
1939				
1940				
1941				
1942				
1943				
1944				
1945				
1946				
1947				
1948				
1949				
1950				
1951				
1952				
1953				
1954				
1955				
1956				
1957				
1958				
1959				
1960				

Column	F	G	H	I
Line #	**TotVarProdCostByUnit: : ($)**	**UnitEmissions: NOX: (LBS)**	**UnitEmissions: RGGICO2: (LBS)**	**UnitEmissions: SOX: (LBS)**
1961	[redacted]			
1962				
1963				
1964				
1965				
1966				
1967				
1968				
1969				
1970				
1971				
1972				
1973				
1974				
1975				
1976				
1977				
1978				
1979				
1980				
1981				
1982				
1983				
1984				
1985				
1986				
1987				
1988				

Column	F	G	H	I
Line #	**TotVarProdCostByUnit: : ($)**	**UnitEmissions: NOX: (LBS)**	**UnitEmissions: RGGICO2: (LBS)**	**UnitEmissions: SOX: (LBS)**
1989	[redacted]			
1990				
1991				
1992				
1993				
1994				
1995				
1996				
1997				
1998				
1999				
2000				
2001				
2002				
2003				
2004				
2005				
2006				
2007				
2008				
2009				
2010				
2011				
2012				
2013				
2014				
2015				
2016				

Column	F	G	H	I
Line #	**TotVarProdCostByUnit: : ($)**	**UnitEmissions: NOX: (LBS)**	**UnitEmissions: RGGICO2: (LBS)**	**UnitEmissions: SOX: (LBS)**
2017	[redacted]			
2018				
2019				
2020				
2021				
2022				
2023				
2024				
2025				
2026				
2027				
2028				
2029				
2030				
2031				
2032				
2033				
2034				
2035				
2036				
2037				
2038				
2039				
2040				
2041				
2042				
2043				
2044				

Column	F	G	H	I
Line #	**TotVarProdCostByUnit: : ($)**	**UnitEmissions: NOX: (LBS)**	**UnitEmissions: RGGICO2: (LBS)**	**UnitEmissions: SOX: (LBS)**
2045	[redacted]			
2046				
2047				
2048				
2049				
2050				
2051				
2052				
2053				
2054				
2055				
2056				
2057				
2058				
2059				
2060				
2061				
2062				
2063				
2064				
2065				
2066				
2067				
2068				
2069				
2070				
2071				
2072				

Column	F	G	H	I
Line #	**TotVarProdCostByUnit: : ($)**	**UnitEmissions: NOX: (LBS)**	**UnitEmissions: RGGICO2: (LBS)**	**UnitEmissions: SOX: (LBS)**
2073	[redacted]			
2074				
2075				
2076				
2077				
2078				
2079				
2080				
2081				
2082				
2083				
2084				
2085				
2086				
2087				
2088				
2089				
2090				
2091				
2092				
2093				
2094				
2095				
2096				
2097				
2098				
2099				
2100				

Column	F	G	H	I
Line #	**TotVarProdCostByUnit: : ($)**	**UnitEmissions: NOX: (LBS)**	**UnitEmissions: RGGICO2: (LBS)**	**UnitEmissions: SOX: (LBS)**
2101	[redacted]			
2102				
2103				
2104				
2105				
2106				
2107				
2108				
2109				
2110				
2111				
2112				
2113				
2114				
2115				
2116				
2117				
2118				
2119				
2120				
2121				
2122				
2123				
2124				
2125				
2126				
2127				
2128				

Column	F	G	H	I
Line #	**TotVarProdCostByUnit: : ($)**	**UnitEmissions: NOX: (LBS)**	**UnitEmissions: RGGICO2: (LBS)**	**UnitEmissions: SOX: (LBS)**
2129	[redacted]			
2130				
2131				
2132				
2133				
2134				
2135				
2136				
2137				
2138				
2139				
2140				
2141				
2142				
2143				
2144				
2145				
2146				
2147				
2148				
2149				
2150				
2151				
2152				
2153				
2154				
2155				
2156				

Column	F	G	H	I
Line #	**TotVarProdCostByUnit: : ($)**	**UnitEmissions: NOX: (LBS)**	**UnitEmissions: RGGICO2: (LBS)**	**UnitEmissions: SOX: (LBS)**
2157	[redacted]			
2158				
2159				
2160				
2161				
2162				
2163				
2164				
2165				
2166				
2167				
2168				
2169				
2170				
2171				
2172				
2173				
2174				
2175				
2176				
2177				
2178				
2179				
2180				
2181				
2182				
2183				
2184				

Column	F	G	H	I
Line #	**TotVarProdCostByUnit: : ($)**	**UnitEmissions: NOX: (LBS)**	**UnitEmissions: RGGICO2: (LBS)**	**UnitEmissions: SOX: (LBS)**
2185	[redacted]			
2186				
2187				
2188				
2189				
2190				
2191				
2192				
2193				
2194				
2195				
2196				
2197				
2198				
2199				
2200				
2201				
2202				
2203				
2204				
2205				
2206				
2207				
2208				
2209				
2210				
2211				
2212				

Column	F	G	H	I
Line #	**TotVarProdCostByUnit: : ($)**	**UnitEmissions: NOX: (LBS)**	**UnitEmissions: RGGICO2: (LBS)**	**UnitEmissions: SOX: (LBS)**
2213	[redacted]			
2214				
2215				
2216				
2217				
2218				
2219				
2220				
2221				
2222				
2223				
2224				
2225				
2226				
2227				
2228				
2229				
2230				
2231				
2232				
2233				
2234				
2235				
2236				
2237				
2238				
2239				
2240				

Column	F	G	H	I
Line #	**TotVarProdCostByUnit: : ($)**	**UnitEmissions: NOX: (LBS)**	**UnitEmissions: RGGICO2: (LBS)**	**UnitEmissions: SOX: (LBS)**
2241	[redacted]			
2242				
2243				
2244				
2245				
2246				
2247				
2248				
2249				
2250				
2251				
2252				
2253				
2254				
2255				
2256				
2257				
2258				
2259				
2260				
2261				
2262				
2263				
2264				
2265				
2266				
2267				
2268				

Column	F	G	H	I
Line #	**TotVarProdCostByUnit: : ($)**	**UnitEmissions: NOX: (LBS)**	**UnitEmissions: RGGICO2: (LBS)**	**UnitEmissions: SOX: (LBS)**
2269	[redacted]			
2270				
2271				
2272				
2273				
2274				
2275				
2276				
2277				
2278				
2279				
2280				
2281				
2282				
2283				
2284				
2285				
2286				
2287				
2288				
2289				
2290				
2291				
2292				
2293				
2294				
2295				
2296				

Column	F	G	H	I
Line #	**TotVarProdCostByUnit: : ($)**	**UnitEmissions: NOX: (LBS)**	**UnitEmissions: RGGICO2: (LBS)**	**UnitEmissions: SOX: (LBS)**
2297	[redacted]			
2298				
2299				
2300				
2301				
2302				
2303				
2304				
2305				
2306				
2307				
2308				
2309				
2310				
2311				
2312				
2313				
2314				
2315				
2316				
2317				
2318				
2319				
2320				
2321				
2322				
2323				
2324				

Column	F	G	H	I
Line #	**TotVarProdCostByUnit: : ($)**	**UnitEmissions: NOX: (LBS)**	**UnitEmissions: RGGICO2: (LBS)**	**UnitEmissions: SOX: (LBS)**
2325	[redacted]			
2326				
2327				
2328				
2329				
2330				
2331				
2332				
2333				
2334				
2335				
2336				
2337				
2338				
2339				
2340				
2341				
2342				
2343				
2344				
2345				
2346				
2347				
2348				
2349				
2350				
2351				
2352				

Column	F	G	H	I
Line #	**TotVarProdCostByUnit: : ($)**	**UnitEmissions: NOX: (LBS)**	**UnitEmissions: RGGICO2: (LBS)**	**UnitEmissions: SOX: (LBS)**
2353	[redacted]			
2354				
2355				
2356				
2357				
2358				
2359				
2360				
2361				
2362				
2363				
2364				
2365				
2366				
2367				
2368				
2369				
2370				
2371				
2372				
2373				
2374				
2375				
2376				
2377				
2378				
2379				
2380				

Column	F	G	H	I
Line #	**TotVarProdCostByUnit: : ($)**	**UnitEmissions: NOX: (LBS)**	**UnitEmissions: RGGICO2: (LBS)**	**UnitEmissions: SOX: (LBS)**
2381	[redacted]			
2382				
2383				
2384				
2385				
2386				
2387				
2388				
2389				
2390				
2391				
2392				
2393				
2394				
2395				
2396				
2397				
2398				
2399				
2400				
2401				
2402				
2403				
2404				
2405				
2406				
2407				
2408				

Column	F	G	H	I
Line #	**TotVarProdCostByUnit: : ($)**	**UnitEmissions: NOX: (LBS)**	**UnitEmissions: RGGICO2: (LBS)**	**UnitEmissions: SOX: (LBS)**
2409	[redacted]			
2410				
2411				
2412				
2413				
2414				
2415				
2416				
2417				
2418				
2419				
2420				
2421				
2422				
2423				
2424				
2425				
2426				
2427				
2428				
2429				
2430				
2431				
2432				
2433				
2434				
2435				
2436				

Column	F	G	H	I
Line #	**TotVarProdCostByUnit: : ($)**	**UnitEmissions: NOX: (LBS)**	**UnitEmissions: RGGICO2: (LBS)**	**UnitEmissions: SOX: (LBS)**
2437	[redacted]			
2438				
2439				
2440				
2441				
2442				
2443				
2444				
2445				
2446				
2447				
2448				
2449				
2450				
2451				
2452				
2453				
2454				
2455				
2456				
2457				
2458				
2459				
2460				
2461				
2462				
2463				
2464				

Column	F	G	H	I
Line #	**TotVarProdCostByUnit: : ($)**	**UnitEmissions: NOX: (LBS)**	**UnitEmissions: RGGICO2: (LBS)**	**UnitEmissions: SOX: (LBS)**
2465	[redacted]			
2466				
2467				
2468				
2469				
2470				
2471				
2472				
2473				
2474				
2475				
2476				
2477				
2478				
2479				
2480				
2481				
2482				
2483				
2484				
2485				
2486				
2487				
2488				
2489				
2490				
2491				
2492				

Column	F	G	H	I
Line #	**TotVarProdCostByUnit: : ($)**	**UnitEmissions: NOX: (LBS)**	**UnitEmissions: RGGICO2: (LBS)**	**UnitEmissions: SOX: (LBS)**
2493	[redacted]			
2494				
2495				
2496				
2497				
2498				
2499				
2500				
2501				
2502				
2503				
2504				
2505				
2506				
2507				
2508				
2509				
2510				
2511				
2512				
2513				
2514				
2515				
2516				
2517				
2518				
2519				
2520				

Column	F	G	H	I
Line #	**TotVarProdCostByUnit: : ($)**	**UnitEmissions: NOX: (LBS)**	**UnitEmissions: RGGICO2: (LBS)**	**UnitEmissions: SOX: (LBS)**
2521	[redacted]			
2522				
2523				
2524				
2525				
2526				
2527				
2528				
2529				
2530				
2531				
2532				
2533				
2534				
2535				
2536				
2537				
2538				
2539				
2540				
2541				
2542				
2543				
2544				
2545				
2546				
2547				
2548				

Column	F	G	H	I
Line #	**TotVarProdCostByUnit: : ($)**	**UnitEmissions: NOX: (LBS)**	**UnitEmissions: RGGICO2: (LBS)**	**UnitEmissions: SOX: (LBS)**
2549	[redacted]			
2550				
2551				
2552				
2553				
2554				
2555				
2556				
2557				
2558				
2559				
2560				
2561				
2562				
2563				
2564				
2565				
2566				
2567				
2568				
2569				
2570				
2571				
2572				
2573				
2574				
2575				
2576				

Column	F	G	H	I
Line #	**TotVarProdCostByUnit: : ($)**	**UnitEmissions: NOX: (LBS)**	**UnitEmissions: RGGICO2: (LBS)**	**UnitEmissions: SOX: (LBS)**
2577	[redacted]			
2578				
2579				
2580				
2581				
2582				
2583				
2584				
2585				
2586				
2587				
2588				
2589				
2590				
2591				
2592				
2593				
2594				
2595				
2596				
2597				
2598				
2599				
2600				
2601				
2602				
2603				
2604				

Column	F	G	H	I
Line #	**TotVarProdCostByUnit: : ($)**	**UnitEmissions: NOX: (LBS)**	**UnitEmissions: RGGICO2: (LBS)**	**UnitEmissions: SOX: (LBS)**
2605	[redacted]			
2606				
2607				
2608				
2609				
2610				
2611				
2612				
2613				
2614				
2615				
2616				
2617				
2618				
2619				
2620				
2621				
2622				
2623				
2624				
2625				
2626				
2627				
2628				
2629				
2630				
2631				
2632				

Column	F	G	H	I
Line #	**TotVarProdCostByUnit: : ($)**	**UnitEmissions: NOX: (LBS)**	**UnitEmissions: RGGICO2: (LBS)**	**UnitEmissions: SOX: (LBS)**
2633	[redacted]			
2634				
2635				
2636				
2637				
2638				
2639				
2640				
2641				
2642				
2643				
2644				
2645				
2646				
2647				
2648				
2649				
2650				
2651				
2652				
2653				
2654				
2655				
2656				
2657				
2658				
2659				
2660				

Column	F	G	H	I
Line #	**TotVarProdCostByUnit: : ($)**	**UnitEmissions: NOX: (LBS)**	**UnitEmissions: RGGICO2: (LBS)**	**UnitEmissions: SOX: (LBS)**
2661	[redacted]			
2662				
2663				
2664				
2665				
2666				
2667				
2668				
2669				
2670				
2671				
2672				
2673				
2674				
2675				
2676				
2677				
2678				
2679				
2680				
2681				
2682				
2683				
2684				
2685				
2686				
2687				
2688				

Column	F	G	H	I
Line #	**TotVarProdCostByUnit: : ($)**	**UnitEmissions: NOX: (LBS)**	**UnitEmissions: RGGICO2: (LBS)**	**UnitEmissions: SOX: (LBS)**
2689	[redacted]			
2690				
2691				
2692				
2693				
2694				
2695				
2696				
2697				
2698				
2699				
2700				
2701				
2702				
2703				
2704				
2705				
2706				
2707				
2708				
2709				
2710				
2711				
2712				
2713				
2714				
2715				
2716				

Column	F	G	H	I
Line #	**TotVarProdCostByUnit: : ($)**	**UnitEmissions: NOX: (LBS)**	**UnitEmissions: RGGICO2: (LBS)**	**UnitEmissions: SOX: (LBS)**
2717	[redacted]			
2718				
2719				
2720				
2721				
2722				
2723				
2724				
2725				
2726				
2727				
2728				
2729				
2730				
2731				
2732				
2733				
2734				
2735				
2736				
2737				
2738				
2739				
2740				
2741				
2742				
2743				
2744				

Column	F	G	H	I
Line #	**TotVarProdCostByUnit: : ($)**	**UnitEmissions: NOX: (LBS)**	**UnitEmissions: RGGICO2: (LBS)**	**UnitEmissions: SOX: (LBS)**
2745	[redacted]			
2746				
2747				
2748				
2749				
2750				
2751				
2752				
2753				
2754				
2755				
2756				
2757				
2758				
2759				
2760				
2761				
2762				
2763				
2764				
2765				
2766				
2767				
2768				
2769				
2770				
2771				
2772				

Column	F	G	H	I
Line #	**TotVarProdCostByUnit: : ($)**	**UnitEmissions: NOX: (LBS)**	**UnitEmissions: RGGICO2: (LBS)**	**UnitEmissions: SOX: (LBS)**
2773	[redacted]			
2774				
2775				
2776				
2777				
2778				
2779				
2780				
2781				
2782				
2783				
2784				
2785				
2786				
2787				
2788				
2789				
2790				
2791				
2792				
2793				
2794				
2795				
2796				
2797				
2798				
2799				
2800				

Column	F	G	H	I
Line #	**TotVarProdCostByUnit: : ($)**	**UnitEmissions: NOX: (LBS)**	**UnitEmissions: RGGICO2: (LBS)**	**UnitEmissions: SOX: (LBS)**
2801	[redacted]			
2802				
2803				
2804				
2805				
2806				
2807				
2808				
2809				
2810				
2811				
2812				
2813				
2814				
2815				
2816				
2817				
2818				
2819				
2820				
2821				
2822				
2823				
2824				
2825				
2826				
2827				
2828				

Column	F	G	H	I
Line #	**TotVarProdCostByUnit: : ($)**	**UnitEmissions: NOX: (LBS)**	**UnitEmissions: RGGICO2: (LBS)**	**UnitEmissions: SOX: (LBS)**
2829	[redacted]			
2830				
2831				
2832				
2833				
2834				
2835				
2836				
2837				
2838				
2839				
2840				
2841				
2842				
2843				
2844				
2845				
2846				
2847				
2848				
2849				
2850				
2851				
2852				
2853				
2854				
2855				
2856				

Column	F	G	H	I
Line #	**TotVarProdCostByUnit: : ($)**	**UnitEmissions: NOX: (LBS)**	**UnitEmissions: RGGICO2: (LBS)**	**UnitEmissions: SOX: (LBS)**
2857	[redacted]			
2858				
2859				
2860				
2861				
2862				
2863				
2864				
2865				
2866				
2867				
2868				
2869				
2870				
2871				
2872				
2873				
2874				
2875				
2876				
2877				
2878				
2879				
2880				
2881				
2882				
2883				
2884				

Column	F	G	H	I
Line #	**TotVarProdCostByUnit: : ($)**	**UnitEmissions: NOX: (LBS)**	**UnitEmissions: RGGICO2: (LBS)**	**UnitEmissions: SOX: (LBS)**
2885	[redacted]			
2886				
2887				
2888				
2889				
2890				
2891				
2892				
2893				
2894				
2895				
2896				
2897				
2898				
2899				
2900				
2901				
2902				
2903				
2904				
2905				
2906				
2907				
2908				
2909				
2910				
2911				
2912				

Column	F	G	H	I
Line #	**TotVarProdCostByUnit: : ($)**	**UnitEmissions: NOX: (LBS)**	**UnitEmissions: RGGICO2: (LBS)**	**UnitEmissions: SOX: (LBS)**
2913	[redacted]			
2914				
2915				
2916				
2917				
2918				
2919				
2920				
2921				
2922				
2923				
2924				
2925				
2926				
2927				
2928				
2929				
2930				
2931				
2932				
2933				
2934				
2935				
2936				
2937				
2938				
2939				
2940				

Column	F	G	H	I
Line #	**TotVarProdCostByUnit: : ($)**	**UnitEmissions: NOX: (LBS)**	**UnitEmissions: RGGICO2: (LBS)**	**UnitEmissions: SOX: (LBS)**
2941	[redacted]			
2942				
2943				
2944				
2945				
2946				
2947				
2948				
2949				
2950				
2951				
2952				
2953				
2954				
2955				
2956				
2957				
2958				
2959				
2960				
2961				
2962				
2963				
2964				
2965				
2966				
2967				
2968				

Column	F	G	H	I
Line #	**TotVarProdCostByUnit: : ($)**	**UnitEmissions: NOX: (LBS)**	**UnitEmissions: RGGICO2: (LBS)**	**UnitEmissions: SOX: (LBS)**
2969	[redacted]			
2970				
2971				
2972				
2973				
2974				
2975				
2976				
2977				
2978				
2979				
2980				
2981				
2982				
2983				
2984				
2985				
2986				
2987				
2988				
2989				
2990				
2991				
2992				
2993				
2994				
2995				
2996				

Column	F	G	H	I
Line #	**TotVarProdCostByUnit: : ($)**	**UnitEmissions: NOX: (LBS)**	**UnitEmissions: RGGICO2: (LBS)**	**UnitEmissions: SOX: (LBS)**
2997	[redacted]			
2998				
2999				
3000				
3001				
3002				
3003				
3004				
3005				
3006				
3007				
3008				
3009				
3010				
3011				
3012				
3013				
3014				
3015				
3016				
3017				
3018				
3019				
3020				
3021				
3022				
3023				
3024				

Column	F	G	H	I
Line #	**TotVarProdCostByUnit: : ($)**	**UnitEmissions: NOX: (LBS)**	**UnitEmissions: RGGICO2: (LBS)**	**UnitEmissions: SOX: (LBS)**
3025	[redacted]			
3026				
3027				
3028				
3029				
3030				
3031				
3032				
3033				
3034				
3035				
3036				
3037				
3038				
3039				
3040				
3041				
3042				
3043				
3044				
3045				
3046				
3047				
3048				
3049				
3050				
3051				
3052				

Column	F	G	H	I
Line #	**TotVarProdCostByUnit: : ($)**	**UnitEmissions: NOX: (LBS)**	**UnitEmissions: RGGICO2: (LBS)**	**UnitEmissions: SOX: (LBS)**
3053	[redacted]			
3054				
3055				
3056				
3057				
3058				
3059				
3060				
3061				
3062				
3063				
3064				
3065				
3066				
3067				
3068				
3069				
3070				
3071				
3072				
3073				
3074				
3075				
3076				
3077				
3078				
3079				
3080				

Column	F	G	H	I
Line #	**TotVarProdCostByUnit: : ($)**	**UnitEmissions: NOX: (LBS)**	**UnitEmissions: RGGICO2: (LBS)**	**UnitEmissions: SOX: (LBS)**
3081	[redacted]			
3082				
3083				
3084				
3085				
3086				
3087				
3088				
3089				
3090				
3091				
3092				
3093				
3094				
3095				
3096				
3097				
3098				
3099				
3100				
3101				
3102				
3103				
3104				
3105				
3106				
3107				
3108				

Column	F	G	H	I
Line #	**TotVarProdCostByUnit: : ($)**	**UnitEmissions: NOX: (LBS)**	**UnitEmissions: RGGICO2: (LBS)**	**UnitEmissions: SOX: (LBS)**
3109	[redacted]			
3110				
3111				
3112				
3113				
3114				
3115				
3116				
3117				
3118				
3119				
3120				
3121				
3122				
3123				
3124				
3125				
3126				
3127				
3128				
3129				
3130				
3131				
3132				
3133				
3134				
3135				
3136				

Column	F	G	H	I
Line #	**TotVarProdCostByUnit: : ($)**	**UnitEmissions: NOX: (LBS)**	**UnitEmissions: RGGICO2: (LBS)**	**UnitEmissions: SOX: (LBS)**
3137	[redacted]			
3138				
3139				
3140				
3141				
3142				
3143				
3144				
3145				
3146				
3147				
3148				
3149				
3150				
3151				
3152				
3153				
3154				
3155				
3156				
3157				
3158				
3159				
3160				
3161				
3162				
3163				
3164				

Column	F	G	H	I
Line #	**TotVarProdCostByUnit: : ($)**	**UnitEmissions: NOX: (LBS)**	**UnitEmissions: RGGICO2: (LBS)**	**UnitEmissions: SOX: (LBS)**
3165	[redacted]			
3166				
3167				
3168				
3169				
3170				
3171				
3172				
3173				
3174				
3175				
3176				
3177				
3178				
3179				
3180				
3181				
3182				
3183				
3184				
3185				
3186				
3187				
3188				
3189				
3190				
3191				
3192				

Column	F	G	H	I
Line #	**TotVarProdCostByUnit: : ($)**	**UnitEmissions: NOX: (LBS)**	**UnitEmissions: RGGICO2: (LBS)**	**UnitEmissions: SOX: (LBS)**
3193	[redacted]			
3194				
3195				
3196				
3197				
3198				
3199				
3200				
3201				
3202				
3203				
3204				
3205				
3206				
3207				
3208				
3209				
3210				
3211				
3212				
3213				
3214				
3215				
3216				
3217				
3218				
3219				
3220				

Column	F	G	H	I
Line #	**TotVarProdCostByUnit: : ($)**	**UnitEmissions: NOX: (LBS)**	**UnitEmissions: RGGICO2: (LBS)**	**UnitEmissions: SOX: (LBS)**
3221	[redacted]			
3222				
3223				
3224				
3225				
3226				
3227				
3228				
3229				
3230				
3231				
3232				
3233				
3234				
3235				
3236				
3237				
3238				
3239				
3240				
3241				
3242				
3243				
3244				
3245				
3246				
3247				
3248				

Column	F	G	H	I
Line #	**TotVarProdCostByUnit: : ($)**	**UnitEmissions: NOX: (LBS)**	**UnitEmissions: RGGICO2: (LBS)**	**UnitEmissions: SOX: (LBS)**
3249	[redacted]			
3250				
3251				
3252				
3253				
3254				
3255				
3256				
3257				
3258				
3259				
3260				
3261				
3262				
3263				
3264				
3265				
3266				
3267				
3268				
3269				
3270				
3271				
3272				
3273				
3274				
3275				
3276				

Column	F	G	H	I
Line #	**TotVarProdCostByUnit: : ($)**	**UnitEmissions: NOX: (LBS)**	**UnitEmissions: RGGICO2: (LBS)**	**UnitEmissions: SOX: (LBS)**
3277	[redacted]			
3278				
3279				
3280				
3281				
3282				
3283				
3284				
3285				
3286				
3287				
3288				
3289				
3290				
3291				
3292				
3293				
3294				
3295				
3296				
3297				
3298				
3299				
3300				
3301				
3302				
3303				
3304				

Column	F	G	H	I
Line #	**TotVarProdCostByUnit: : ($)**	**UnitEmissions: NOX: (LBS)**	**UnitEmissions: RGGICO2: (LBS)**	**UnitEmissions: SOX: (LBS)**
3305	[redacted]			
3306				
3307				
3308				
3309				
3310				
3311				
3312				
3313				
3314				
3315				
3316				
3317				
3318				
3319				
3320				
3321				
3322				
3323				
3324				
3325				
3326				
3327				
3328				
3329				
3330				
3331				
3332				

Column	F	G	H	I
Line #	**TotVarProdCostByUnit: : ($)**	**UnitEmissions: NOX: (LBS)**	**UnitEmissions: RGGICO2: (LBS)**	**UnitEmissions: SOX: (LBS)**
3333	[redacted]			
3334				
3335				
3336				
3337				
3338				
3339				
3340				
3341				
3342				
3343				
3344				
3345				
3346				
3347				
3348				
3349				
3350				
3351				
3352				
3353				
3354				
3355				
3356				
3357				
3358				
3359				
3360				

Column	F	G	H	I
Line #	**TotVarProdCostByUnit: : ($)**	**UnitEmissions: NOX: (LBS)**	**UnitEmissions: RGGICO2: (LBS)**	**UnitEmissions: SOX: (LBS)**
3361	[redacted]			
3362				
3363				
3364				
3365				
3366				
3367				
3368				
3369				
3370				
3371				
3372				
3373				
3374				
3375				
3376				
3377				
3378				
3379				
3380				
3381				
3382				
3383				
3384				
3385				
3386				
3387				
3388				

Column	F	G	H	I
Line #	**TotVarProdCostByUnit: : ($)**	**UnitEmissions: NOX: (LBS)**	**UnitEmissions: RGGICO2: (LBS)**	**UnitEmissions: SOX: (LBS)**
3389	[redacted]			
3390				
3391				
3392				
3393				
3394				
3395				
3396				
3397				
3398				
3399				
3400				
3401				
3402				
3403				
3404				
3405				
3406				
3407				
3408				
3409				
3410				
3411				
3412				
3413				
3414				
3415				
3416				

Column	F	G	H	I
Line #	**TotVarProdCostByUnit: : ($)**	**UnitEmissions: NOX: (LBS)**	**UnitEmissions: RGGICO2: (LBS)**	**UnitEmissions: SOX: (LBS)**
3417	[redacted]			
3418				
3419				
3420				
3421				
3422				
3423				
3424				
3425				
3426				
3427				
3428				
3429				
3430				
3431				
3432				
3433				
3434				
3435				
3436				
3437				
3438				
3439				
3440				
3441				
3442				
3443				
3444				

Column	F	G	H	I
Line #	**TotVarProdCostByUnit: : ($)**	**UnitEmissions: NOX: (LBS)**	**UnitEmissions: RGGICO2: (LBS)**	**UnitEmissions: SOX: (LBS)**
3445	[redacted]			
3446				
3447				
3448				
3449				
3450				
3451				
3452				
3453				
3454				
3455				
3456				
3457				
3458				
3459				
3460				
3461				
3462				
3463				
3464				
3465				
3466				
3467				
3468				
3469				
3470				
3471				
3472				

Column	F	G	H	I
Line #	**TotVarProdCostByUnit: : ($)**	**UnitEmissions: NOX: (LBS)**	**UnitEmissions: RGGICO2: (LBS)**	**UnitEmissions: SOX: (LBS)**
3473	[redacted]			
3474				
3475				
3476				
3477				
3478				
3479				
3480				
3481				
3482				
3483				
3484				
3485				
3486				
3487				
3488				
3489				
3490				
3491				
3492				
3493				
3494				
3495				
3496				
3497				
3498				
3499				
3500				

Column	F	G	H	I
Line #	**TotVarProdCostByUnit: : ($)**	**UnitEmissions: NOX: (LBS)**	**UnitEmissions: RGGICO2: (LBS)**	**UnitEmissions: SOX: (LBS)**
3501	[redacted]			
3502				
3503				
3504				
3505				
3506				
3507				
3508				
3509				
3510				
3511				
3512				
3513				
3514				
3515				
3516				
3517				
3518				
3519				
3520				
3521				
3522				
3523				
3524				
3525				
3526				
3527				
3528				

Column	F	G	H	I
Line #	**TotVarProdCostByUnit: : ($)**	**UnitEmissions: NOX: (LBS)**	**UnitEmissions: RGGICO2: (LBS)**	**UnitEmissions: SOX: (LBS)**
3529	[redacted]			
3530				
3531				
3532				
3533				
3534				
3535				
3536				
3537				
3538				
3539				
3540				
3541				
3542				
3543				
3544				
3545				
3546				
3547				
3548				
3549				
3550				
3551				
3552				
3553				
3554				
3555				
3556				

Column	F	G	H	I
Line #	**TotVarProdCostByUnit: : ($)**	**UnitEmissions: NOX: (LBS)**	**UnitEmissions: RGGICO2: (LBS)**	**UnitEmissions: SOX: (LBS)**
3557	[redacted]			
3558				
3559				
3560				
3561				
3562				
3563				
3564				
3565				
3566				
3567				
3568				
3569				
3570				
3571				
3572				
3573				
3574				
3575				
3576				
3577				
3578				
3579				
3580				
3581				
3582				
3583				
3584				

Column	F	G	H	I
Line #	**TotVarProdCostByUnit: : ($)**	**UnitEmissions: NOX: (LBS)**	**UnitEmissions: RGGICO2: (LBS)**	**UnitEmissions: SOX: (LBS)**
3585	[redacted]			
3586				
3587				
3588				
3589				
3590				
3591				
3592				
3593				
3594				
3595				
3596				
3597				
3598				
3599				
3600				
3601				
3602				
3603				
3604				
3605				
3606				
3607				
3608				
3609				
3610				
3611				
3612				

Column	F	G	H	I
Line #	**TotVarProdCostByUnit: : ($)**	**UnitEmissions: NOX: (LBS)**	**UnitEmissions: RGGICO2: (LBS)**	**UnitEmissions: SOX: (LBS)**
3613	[redacted]			
3614				
3615				
3616				
3617				
3618				
3619				
3620				
3621				
3622				
3623				
3624				
3625				
3626				
3627				
3628				
3629				
3630				
3631				
3632				
3633				
3634				
3635				
3636				
3637				
3638				
3639				
3640				

Column	F	G	H	I
Line #	**TotVarProdCostByUnit: : ($)**	**UnitEmissions: NOX: (LBS)**	**UnitEmissions: RGGICO2: (LBS)**	**UnitEmissions: SOX: (LBS)**
3641	[redacted]			
3642				
3643				
3644				
3645				
3646				
3647				
3648				
3649				
3650				
3651				
3652				
3653				
3654				
3655				
3656				
3657				
3658				
3659				
3660				
3661				
3662				
3663				
3664				
3665				
3666				
3667				
3668				

Column	F	G	H	I
Line #	**TotVarProdCostByUnit: : ($)**	**UnitEmissions: NOX: (LBS)**	**UnitEmissions: RGGICO2: (LBS)**	**UnitEmissions: SOX: (LBS)**
3669	[redacted]			
3670				
3671				
3672				
3673				
3674				
3675				
3676				
3677				
3678				
3679				
3680				
3681				
3682				
3683				
3684				
3685				
3686				
3687				
3688				
3689				
3690				
3691				
3692				
3693				
3694				
3695				
3696				

Column	F	G	H	I
Line #	**TotVarProdCostByUnit: : ($)**	**UnitEmissions: NOX: (LBS)**	**UnitEmissions: RGGICO2: (LBS)**	**UnitEmissions: SOX: (LBS)**
3697	[redacted]			
3698				
3699				
3700				
3701				
3702				
3703				
3704				
3705				
3706				
3707				
3708				
3709				
3710				
3711				
3712				
3713				
3714				
3715				
3716				
3717				
3718				
3719				
3720				
3721				
3722				
3723				
3724				

Column	F	G	H	I
Line #	**TotVarProdCostByUnit: : ($)**	**UnitEmissions: NOX: (LBS)**	**UnitEmissions: RGGICO2: (LBS)**	**UnitEmissions: SOX: (LBS)**
3725	[redacted]			
3726				
3727				
3728				
3729				
3730				
3731				
3732				
3733				
3734				
3735				
3736				
3737				
3738				
3739				
3740				
3741				
3742				
3743				
3744				
3745				
3746				
3747				
3748				
3749				
3750				
3751				
3752				

Column	F	G	H	I
Line #	**TotVarProdCostByUnit: : ($)**	**UnitEmissions: NOX: (LBS)**	**UnitEmissions: RGGICO2: (LBS)**	**UnitEmissions: SOX: (LBS)**
3753	[redacted]			
3754				
3755				
3756				
3757				
3758				
3759				
3760				
3761				
3762				
3763				
3764				
3765				
3766				
3767				
3768				
3769				
3770				
3771				
3772				
3773				
3774				
3775				
3776				
3777				
3778				
3779				
3780				

Column	F	G	H	I
Line #	**TotVarProdCostByUnit: : ($)**	**UnitEmissions: NOX: (LBS)**	**UnitEmissions: RGGICO2: (LBS)**	**UnitEmissions: SOX: (LBS)**
3781	[redacted]			
3782				
3783				
3784				
3785				
3786				
3787				
3788				
3789				
3790				
3791				
3792				
3793				
3794				
3795				
3796				
3797				
3798				
3799				
3800				
3801				
3802				
3803				
3804				
3805				
3806				
3807				
3808				

Column	F	G	H	I
Line #	**TotVarProdCostByUnit: : ($)**	**UnitEmissions: NOX: (LBS)**	**UnitEmissions: RGGICO2: (LBS)**	**UnitEmissions: SOX: (LBS)**
3809	[redacted]			
3810				
3811				
3812				
3813				
3814				
3815				
3816				
3817				
3818				
3819				
3820				
3821				
3822				
3823				
3824				
3825				
3826				
3827				
3828				
3829				
3830				
3831				
3832				
3833				
3834				
3835				
3836				

Column	F	G	H	I
Line #	**TotVarProdCostByUnit: : ($)**	**UnitEmissions: NOX: (LBS)**	**UnitEmissions: RGGICO2: (LBS)**	**UnitEmissions: SOX: (LBS)**
3837	[redacted]			
3838				
3839				
3840				
3841				
3842				
3843				
3844				
3845				
3846				
3847				
3848				
3849				
3850				
3851				
3852				
3853				
3854				
3855				
3856				
3857				
3858				
3859				
3860				
3861				
3862				
3863				
3864				

Column	F	G	H	I
Line #	**TotVarProdCostByUnit: : ($)**	**UnitEmissions: NOX: (LBS)**	**UnitEmissions: RGGICO2: (LBS)**	**UnitEmissions: SOX: (LBS)**
3865	[redacted]			
3866				
3867				
3868				
3869				
3870				
3871				
3872				
3873				
3874				
3875				
3876				
3877				
3878				
3879				
3880				
3881				
3882				
3883				
3884				
3885				
3886				
3887				
3888				
3889				
3890				
3891				
3892				

Column	F	G	H	I
Line #	**TotVarProdCostByUnit: : ($)**	**UnitEmissions: NOX: (LBS)**	**UnitEmissions: RGGICO2: (LBS)**	**UnitEmissions: SOX: (LBS)**
3893	[redacted]			
3894				
3895				
3896				
3897				
3898				
3899				
3900				
3901				
3902				
3903				
3904				
3905				
3906				
3907				
3908				
3909				
3910				
3911				
3912				
3913				
3914				
3915				
3916				
3917				
3918				
3919				
3920				

Column	F	G	H	I
Line #	**TotVarProdCostByUnit: : ($)**	**UnitEmissions: NOX: (LBS)**	**UnitEmissions: RGGICO2: (LBS)**	**UnitEmissions: SOX: (LBS)**
3921	[redacted]			
3922				
3923				
3924				
3925				
3926				
3927				
3928				
3929				
3930				
3931				
3932				
3933				
3934				
3935				
3936				
3937				
3938				
3939				
3940				
3941				
3942				
3943				
3944				
3945				
3946				
3947				
3948				

Column	F	G	H	I
Line #	**TotVarProdCostByUnit: : ($)**	**UnitEmissions: NOX: (LBS)**	**UnitEmissions: RGGICO2: (LBS)**	**UnitEmissions: SOX: (LBS)**
3949	[redacted]			
3950				
3951				
3952				
3953				
3954				
3955				
3956				
3957				
3958				
3959				
3960				
3961				
3962				
3963				
3964				
3965				
3966				
3967				
3968				
3969				
3970				
3971				
3972				
3973				
3974				
3975				
3976				

Column	F	G	H	I
Line #	TotVarProdCostByUnit: : ($)	UnitEmissions: NOX: (LBS)	UnitEmissions: RGGICO2: (LBS)	UnitEmissions: SOX: (LBS)
3977	[redacted]			
3978				
3979				
3980				
3981				
3982				
3983				
3984				
3985				
3986				
3987				
3988				
3989				
3990				
3991				
3992				
3993				
3994				
3995				
3996				
3997				
3998				
3999				
4000				
4001				
4002				
4003				
4004				

Column	F	G	H	I
Line #	**TotVarProdCostByUnit: : ($)**	**UnitEmissions: NOX: (LBS)**	**UnitEmissions: RGGICO2: (LBS)**	**UnitEmissions: SOX: (LBS)**
4005	[redacted]			
4006				
4007				
4008				
4009				
4010				
4011				
4012				
4013				
4014				
4015				
4016				
4017				
4018				
4019				
4020				
4021				
4022				
4023				
4024				
4025				
4026				
4027				
4028				
4029				
4030				
4031				
4032				

Column	F	G	H	I
Line #	**TotVarProdCostByUnit: : ($)**	**UnitEmissions: NOX: (LBS)**	**UnitEmissions: RGGICO2: (LBS)**	**UnitEmissions: SOX: (LBS)**
4033	[redacted]			
4034				
4035				
4036				
4037				
4038				
4039				
4040				
4041				
4042				

Column	A	B	C	D	E
Line #	**RunId**	**UnitCategory**	**UnitDescription**	**Year**	**UnitGeneration: : (MWH)**
1	[redacted]				
2					
3					
4					
5					
6					
7					
8					
9					
10					
11					
12					
13					
14					
15					
16					
17					
18					
19					
20					
21					
22					
23					
24					
25					
26					
27					
28					

Column	A	B	C	D	E
Line #	**RunId**	**UnitCategory**	**UnitDescription**	**Year**	**UnitGeneration: : (MWH)**
29	[redacted]				
30					
31					
32					
33					
34					
35					
36					
37					
38					
39					
40					
41					
42					
43					
44					
45					
46					
47					
48					
49					
50					
51					
52					
53					
54					
55					
56					

Column	A	B	C	D	E
Line #	**RunId**	**UnitCategory**	**UnitDescription**	**Year**	**UnitGeneration: : (MWH)**
57	[redacted]				
58					
59					
60					
61					
62					
63					
64					
65					
66					
67					
68					
69					
70					
71					
72					
73					
74					
75					
76					
77					
78					
79					
80					
81					
82					
83					
84					

Column	A	B	C	D	E
Line #	**RunId**	**UnitCategory**	**UnitDescription**	**Year**	**UnitGeneration: : (MWH)**
85	[redacted]				
86					
87					
88					
89					
90					
91					
92					
93					
94					
95					
96					
97					
98					
99					
100					
101					
102					
103					
104					
105					
106					
107					
108					
109					
110					
111					
112					

Column	A	B	C	D	E
Line #	**RunId**	**UnitCategory**	**UnitDescription**	**Year**	**UnitGeneration: : (MWH)**
113	[redacted]				
114					
115					
116					
117					
118					
119					
120					
121					
122					
123					
124					
125					
126					
127					
128					
129					
130					
131					
132					
133					
134					
135					
136					
137					
138					
139					
140					

Column	A	B	C	D	E
Line #	**RunId**	**UnitCategory**	**UnitDescription**	**Year**	**UnitGeneration: : (MWH)**
141	[redacted]				
142					
143					
144					
145					
146					
147					
148					
149					
150					
151					
152					
153					
154					
155					
156					
157					
158					
159					
160					
161					
162					
163					
164					
165					
166					
167					
168					

Column	A	B	C	D	E
Line #	**RunId**	**UnitCategory**	**UnitDescription**	**Year**	**UnitGeneration: : (MWH)**
169	[redacted]				
170					
171					
172					
173					
174					
175					
176					
177					
178					
179					
180					
181					
182					
183					
184					
185					
186					
187					
188					
189					
190					
191					
192					
193					
194					
195					
196					

Column	A	B	C	D	E
Line #	**RunId**	**UnitCategory**	**UnitDescription**	**Year**	**UnitGeneration: : (MWH)**
197	[redacted]				
198					
199					
200					
201					
202					
203					
204					
205					
206					
207					
208					
209					
210					
211					
212					
213					
214					
215					
216					
217					
218					
219					
220					
221					
222					
223					
224					

Column	A	B	C	D	E
Line #	**RunId**	**UnitCategory**	**UnitDescription**	**Year**	**UnitGeneration: : (MWH)**
225	[redacted]				
226					
227					
228					
229					
230					
231					
232					
233					
234					
235					
236					
237					
238					
239					
240					
241					
242					
243					
244					
245					
246					
247					
248					
249					
250					
251					
252					

Column	A	B	C	D	E
Line #	**RunId**	**UnitCategory**	**UnitDescription**	**Year**	**UnitGeneration: : (MWH)**
253	[redacted]				
254					
255					
256					
257					
258					
259					
260					
261					
262					
263					
264					
265					
266					
267					
268					
269					
270					
271					
272					
273					
274					
275					
276					
277					
278					
279					
280					

Column	A	B	C	D	E
Line #	**RunId**	**UnitCategory**	**UnitDescription**	**Year**	**UnitGeneration: : (MWH)**
281	[redacted]				
282					
283					
284					
285					
286					
287					
288					
289					
290					
291					
292					
293					
294					
295					
296					
297					
298					
299					
300					
301					
302					
303					
304					
305					
306					
307					
308					

Column	A	B	C	D	E
Line #	**RunId**	**UnitCategory**	**UnitDescription**	**Year**	**UnitGeneration: : (MWH)**
309	[redacted]				
310					
311					
312					
313					
314					
315					
316					
317					
318					
319					
320					
321					
322					
323					
324					
325					
326					
327					
328					
329					
330					
331					
332					
333					
334					
335					
336					

Column	A	B	C	D	E
Line #	**RunId**	**UnitCategory**	**UnitDescription**	**Year**	**UnitGeneration: : (MWH)**
337	[redacted]				
338					
339					
340					
341					
342					
343					
344					
345					
346					
347					
348					
349					
350					
351					
352					
353					
354					
355					
356					
357					
358					
359					
360					
361					
362					
363					
364					

Column	A	B	C	D	E
Line #	**RunId**	**UnitCategory**	**UnitDescription**	**Year**	**UnitGeneration: : (MWH)**
365	[redacted]				
366					
367					
368					
369					
370					
371					
372					
373					
374					
375					
376					
377					
378					
379					
380					
381					
382					
383					
384					
385					
386					
387					
388					
389					
390					
391					
392					

Column	A	B	C	D	E
Line #	**RunId**	**UnitCategory**	**UnitDescription**	**Year**	**UnitGeneration: : (MWH)**
393	[redacted]				
394					
395					
396					
397					
398					
399					
400					
401					
402					
403					
404					
405					
406					
407					
408					
409					
410					
411					
412					
413					
414					
415					
416					
417					
418					
419					
420					

Column	A	B	C	D	E
Line #	**RunId**	**UnitCategory**	**UnitDescription**	**Year**	**UnitGeneration: : (MWH)**
421	[redacted]				
422					
423					
424					
425					
426					
427					
428					
429					
430					
431					
432					
433					
434					
435					
436					
437					
438					
439					
440					
441					
442					
443					
444					
445					
446					
447					
448					

Column	A	B	C	D	E
Line #	**RunId**	**UnitCategory**	**UnitDescription**	**Year**	**UnitGeneration: : (MWH)**
449	[redacted]				
450					
451					
452					
453					
454					
455					
456					
457					
458					
459					
460					
461					
462					
463					
464					
465					
466					
467					
468					
469					
470					
471					
472					
473					
474					
475					
476					

Column	A	B	C	D	E
Line #	**RunId**	**UnitCategory**	**UnitDescription**	**Year**	**UnitGeneration: : (MWH)**
477	[redacted]				
478					
479					
480					
481					
482					
483					
484					
485					
486					
487					
488					
489					
490					
491					
492					
493					
494					
495					
496					
497					
498					
499					
500					
501					
502					
503					
504					

Column	A	B	C	D	E
Line #	**RunId**	**UnitCategory**	**UnitDescription**	**Year**	**UnitGeneration: : (MWH)**
505	[redacted]				
506					
507					
508					
509					
510					
511					
512					
513					
514					
515					
516					
517					
518					
519					
520					
521					
522					
523					
524					
525					
526					
527					
528					
529					
530					
531					
532					

Column	A	B	C	D	E
Line #	**RunId**	**UnitCategory**	**UnitDescription**	**Year**	**UnitGeneration: : (MWH)**
533	[redacted]				
534					
535					
536					
537					
538					
539					
540					
541					
542					
543					
544					
545					
546					
547					
548					
549					
550					
551					
552					
553					
554					
555					
556					
557					
558					
559					
560					

Column	A	B	C	D	E
Line #	**RunId**	**UnitCategory**	**UnitDescription**	**Year**	**UnitGeneration: : (MWH)**
561	[redacted]				
562					
563					
564					
565					
566					
567					
568					
569					
570					
571					
572					
573					
574					
575					
576					
577					
578					
579					
580					
581					
582					
583					
584					
585					
586					
587					
588					

Column	A	B	C	D	E
Line #	**RunId**	**UnitCategory**	**UnitDescription**	**Year**	**UnitGeneration: : (MWH)**
589	[redacted]				
590					
591					
592					
593					
594					
595					
596					
597					
598					
599					
600					
601					
602					
603					
604					
605					
606					
607					
608					
609					
610					
611					
612					
613					
614					
615					
616					

Column	A	B	C	D	E
Line #	**RunId**	**UnitCategory**	**UnitDescription**	**Year**	**UnitGeneration: : (MWH)**
617	[redacted]				
618					
619					
620					
621					
622					
623					
624					
625					
626					
627					
628					
629					
630					
631					
632					
633					
634					
635					
636					
637					
638					
639					
640					
641					
642					
643					
644					

Column	A	B	C	D	E
Line #	**RunId**	**UnitCategory**	**UnitDescription**	**Year**	**UnitGeneration: : (MWH)**
645	[redacted]				
646					
647					
648					
649					
650					
651					
652					
653					
654					
655					
656					
657					
658					
659					
660					
661					
662					
663					
664					
665					
666					
667					
668					
669					
670					
671					
672					

Column	A	B	C	D	E
Line #	**RunId**	**UnitCategory**	**UnitDescription**	**Year**	**UnitGeneration: : (MWH)**
673	[redacted]				
674					
675					
676					
677					
678					
679					
680					
681					
682					
683					
684					
685					
686					
687					
688					
689					
690					
691					
692					
693					
694					
695					
696					
697					
698					
699					
700					

Column	A	B	C	D	E
Line #	**RunId**	**UnitCategory**	**UnitDescription**	**Year**	**UnitGeneration: : (MWH)**
701	[redacted]				
702					
703					
704					
705					
706					
707					
708					
709					
710					
711					
712					
713					
714					
715					
716					
717					
718					
719					
720					
721					
722					
723					
724					
725					
726					
727					
728					

Column	A	B	C	D	E
Line #	**RunId**	**UnitCategory**	**UnitDescription**	**Year**	**UnitGeneration: : (MWH)**
729	[redacted]				
730					
731					
732					
733					
734					
735					
736					
737					
738					
739					
740					
741					
742					
743					
744					
745					
746					
747					
748					
749					
750					
751					
752					
753					
754					
755					
756					

Column	A	B	C	D	E
Line #	**RunId**	**UnitCategory**	**UnitDescription**	**Year**	**UnitGeneration: : (MWH)**
757	[redacted]				
758					
759					
760					
761					
762					
763					
764					
765					
766					
767					
768					
769					
770					
771					
772					
773					
774					
775					
776					
777					
778					
779					
780					
781					
782					
783					
784					

Column	A	B	C	D	E
Line #	**RunId**	**UnitCategory**	**UnitDescription**	**Year**	**UnitGeneration: : (MWH)**
785	[redacted]				
786					
787					
788					
789					
790					
791					
792					
793					
794					
795					
796					
797					
798					
799					
800					
801					
802					
803					
804					
805					
806					
807					
808					
809					
810					
811					
812					

Column	A	B	C	D	E
Line #	**RunId**	**UnitCategory**	**UnitDescription**	**Year**	**UnitGeneration: : (MWH)**
813	[redacted]				
814					
815					
816					
817					
818					
819					
820					
821					
822					
823					
824					
825					
826					
827					
828					
829					
830					
831					
832					
833					
834					
835					
836					
837					
838					
839					
840					

Column	A	B	C	D	E
Line #	**RunId**	**UnitCategory**	**UnitDescription**	**Year**	**UnitGeneration: : (MWH)**
841	[redacted]				
842					
843					
844					
845					
846					
847					
848					
849					
850					
851					
852					
853					
854					
855					
856					
857					
858					
859					
860					
861					
862					
863					
864					
865					
866					
867					
868					

Column	A	B	C	D	E
Line #	**RunId**	**UnitCategory**	**UnitDescription**	**Year**	**UnitGeneration: : (MWH)**
869	[redacted]				
870					
871					
872					
873					
874					
875					
876					
877					
878					
879					
880					
881					
882					
883					
884					
885					
886					
887					
888					
889					
890					
891					
892					
893					
894					
895					
896					

Column	A	B	C	D	E
Line #	**RunId**	**UnitCategory**	**UnitDescription**	**Year**	**UnitGeneration: : (MWH)**
897	[redacted]				
898					
899					
900					
901					
902					
903					
904					
905					
906					
907					
908					
909					
910					
911					
912					
913					
914					
915					
916					
917					
918					
919					
920					
921					
922					
923					
924					

Column	A	B	C	D	E
Line #	**RunId**	**UnitCategory**	**UnitDescription**	**Year**	**UnitGeneration: : (MWH)**
925	[redacted]				
926					
927					
928					
929					
930					
931					
932					
933					
934					
935					
936					
937					
938					
939					
940					
941					
942					
943					
944					
945					
946					
947					
948					
949					
950					
951					
952					

Column	A	B	C	D	E
Line #	**RunId**	**UnitCategory**	**UnitDescription**	**Year**	**UnitGeneration: : (MWH)**
953	[redacted]				
954					
955					
956					
957					
958					
959					
960					
961					
962					
963					
964					
965					
966					
967					
968					
969					
970					
971					
972					
973					
974					
975					
976					
977					
978					
979					
980					

Column	A	B	C	D	E
Line #	**RunId**	**UnitCategory**	**UnitDescription**	**Year**	**UnitGeneration: : (MWH)**
981	[redacted]				
982					
983					
984					
985					
986					
987					
988					
989					
990					
991					
992					
993					
994					
995					
996					
997					
998					
999					
1000					
1001					
1002					
1003					
1004					
1005					
1006					
1007					
1008					

Column	A	B	C	D	E
Line #	**RunId**	**UnitCategory**	**UnitDescription**	**Year**	**UnitGeneration: : (MWH)**
1009	[redacted]				
1010					
1011					
1012					
1013					
1014					
1015					
1016					
1017					
1018					
1019					
1020					
1021					
1022					
1023					
1024					
1025					
1026					
1027					
1028					
1029					
1030					
1031					
1032					
1033					
1034					
1035					
1036					

Column	A	B	C	D	E
Line #	**RunId**	**UnitCategory**	**UnitDescription**	**Year**	**UnitGeneration: : (MWH)**
1037	[redacted]				
1038					
1039					
1040					
1041					
1042					
1043					
1044					
1045					
1046					
1047					
1048					
1049					
1050					
1051					
1052					
1053					
1054					
1055					
1056					
1057					
1058					
1059					
1060					
1061					
1062					
1063					
1064					

Column	A	B	C	D	E
Line #	**RunId**	**UnitCategory**	**UnitDescription**	**Year**	**UnitGeneration: : (MWH)**
1065	[redacted]				
1066					
1067					
1068					
1069					
1070					
1071					
1072					
1073					
1074					
1075					
1076					
1077					
1078					
1079					
1080					
1081					
1082					
1083					
1084					
1085					
1086					
1087					
1088					
1089					
1090					
1091					
1092					

Column	A	B	C	D	E
Line #	**RunId**	**UnitCategory**	**UnitDescription**	**Year**	**UnitGeneration: : (MWH)**
1093	[redacted]				
1094					
1095					
1096					
1097					
1098					
1099					
1100					
1101					
1102					
1103					
1104					
1105					
1106					
1107					
1108					
1109					
1110					
1111					
1112					
1113					
1114					
1115					
1116					
1117					
1118					
1119					
1120					

Column	A	B	C	D	E
Line #	**RunId**	**UnitCategory**	**UnitDescription**	**Year**	**UnitGeneration: : (MWH)**
1121	[redacted]				
1122					
1123					
1124					
1125					
1126					
1127					
1128					
1129					
1130					
1131					
1132					
1133					
1134					
1135					
1136					
1137					
1138					
1139					
1140					
1141					
1142					
1143					
1144					
1145					
1146					
1147					
1148					

Column	A	B	C	D	E
Line #	**RunId**	**UnitCategory**	**UnitDescription**	**Year**	**UnitGeneration: : (MWH)**
1149	[redacted]				
1150					
1151					
1152					
1153					
1154					
1155					
1156					
1157					
1158					
1159					
1160					
1161					
1162					
1163					
1164					
1165					
1166					
1167					
1168					
1169					
1170					
1171					
1172					
1173					
1174					
1175					
1176					

Column	A	B	C	D	E
Line #	**RunId**	**UnitCategory**	**UnitDescription**	**Year**	**UnitGeneration: : (MWH)**
1177	[redacted]				
1178					
1179					
1180					
1181					
1182					
1183					
1184					
1185					
1186					
1187					
1188					
1189					
1190					
1191					
1192					
1193					
1194					
1195					
1196					
1197					
1198					
1199					
1200					
1201					
1202					
1203					
1204					

Column	A	B	C	D	E
Line #	**RunId**	**UnitCategory**	**UnitDescription**	**Year**	**UnitGeneration: : (MWH)**
1205	[redacted]				
1206					
1207					
1208					
1209					
1210					
1211					
1212					
1213					
1214					
1215					
1216					
1217					
1218					
1219					
1220					
1221					
1222					
1223					
1224					
1225					
1226					
1227					
1228					
1229					
1230					
1231					
1232					

Column	A	B	C	D	E
Line #	**RunId**	**UnitCategory**	**UnitDescription**	**Year**	**UnitGeneration: : (MWH)**
1233	[redacted]				
1234					
1235					
1236					
1237					
1238					
1239					
1240					
1241					
1242					
1243					
1244					
1245					
1246					
1247					
1248					
1249					
1250					
1251					
1252					
1253					
1254					
1255					
1256					
1257					
1258					
1259					
1260					

Column	A	B	C	D	E
Line #	**RunId**	**UnitCategory**	**UnitDescription**	**Year**	**UnitGeneration: : (MWH)**
1261	[redacted]				
1262					
1263					
1264					
1265					
1266					
1267					
1268					
1269					
1270					
1271					
1272					
1273					
1274					
1275					
1276					
1277					
1278					
1279					
1280					
1281					
1282					
1283					
1284					
1285					
1286					
1287					
1288					

Column	A	B	C	D	E
Line #	**RunId**	**UnitCategory**	**UnitDescription**	**Year**	**UnitGeneration: : (MWH)**
1289	[redacted]				
1290					
1291					
1292					
1293					
1294					
1295					
1296					
1297					
1298					
1299					
1300					
1301					
1302					
1303					
1304					
1305					
1306					
1307					
1308					
1309					
1310					
1311					
1312					
1313					
1314					
1315					
1316					

Column	A	B	C	D	E
Line #	**RunId**	**UnitCategory**	**UnitDescription**	**Year**	**UnitGeneration: : (MWH)**
1317	[redacted]				
1318					
1319					
1320					
1321					
1322					
1323					
1324					
1325					
1326					
1327					
1328					
1329					
1330					
1331					
1332					
1333					
1334					
1335					
1336					
1337					
1338					
1339					
1340					
1341					
1342					
1343					
1344					

Column	A	B	C	D	E
Line #	**RunId**	**UnitCategory**	**UnitDescription**	**Year**	**UnitGeneration: : (MWH)**
1345	[redacted]				
1346					
1347					
1348					
1349					
1350					
1351					
1352					
1353					
1354					
1355					
1356					
1357					
1358					
1359					
1360					
1361					
1362					
1363					
1364					
1365					
1366					
1367					
1368					
1369					
1370					
1371					
1372					

Column	A	B	C	D	E
Line #	**RunId**	**UnitCategory**	**UnitDescription**	**Year**	**UnitGeneration: : (MWH)**
1373	[redacted]				
1374					
1375					
1376					
1377					
1378					
1379					
1380					
1381					
1382					
1383					
1384					
1385					
1386					
1387					
1388					
1389					
1390					
1391					
1392					
1393					
1394					
1395					
1396					
1397					
1398					
1399					
1400					

Column	A	B	C	D	E
Line #	**RunId**	**UnitCategory**	**UnitDescription**	**Year**	**UnitGeneration: : (MWH)**
1401	[redacted]				
1402					
1403					
1404					
1405					
1406					
1407					
1408					
1409					
1410					
1411					
1412					
1413					
1414					
1415					
1416					
1417					
1418					
1419					
1420					
1421					
1422					
1423					
1424					
1425					
1426					
1427					
1428					

Column	A	B	C	D	E
Line #	**RunId**	**UnitCategory**	**UnitDescription**	**Year**	**UnitGeneration: : (MWH)**
1429	[redacted]				
1430					
1431					
1432					
1433					
1434					
1435					
1436					
1437					
1438					
1439					
1440					
1441					
1442					
1443					
1444					
1445					
1446					
1447					
1448					
1449					
1450					
1451					
1452					
1453					
1454					
1455					
1456					

Column	A	B	C	D	E
Line #	**RunId**	**UnitCategory**	**UnitDescription**	**Year**	**UnitGeneration: : (MWH)**
1457	[redacted]				
1458					
1459					
1460					
1461					
1462					
1463					
1464					
1465					
1466					
1467					
1468					
1469					
1470					
1471					
1472					
1473					
1474					
1475					
1476					
1477					
1478					
1479					
1480					
1481					
1482					
1483					
1484					

Column	A	B	C	D	E
Line #	**RunId**	**UnitCategory**	**UnitDescription**	**Year**	**UnitGeneration: : (MWH)**
1485	[redacted]				
1486					
1487					
1488					
1489					
1490					
1491					
1492					
1493					
1494					
1495					
1496					
1497					
1498					
1499					
1500					
1501					
1502					
1503					
1504					
1505					
1506					
1507					
1508					
1509					
1510					
1511					
1512					

Column	A	B	C	D	E
Line #	**RunId**	**UnitCategory**	**UnitDescription**	**Year**	**UnitGeneration: : (MWH)**
1513	[redacted]				
1514					
1515					
1516					
1517					
1518					
1519					
1520					
1521					
1522					
1523					
1524					
1525					
1526					
1527					
1528					
1529					
1530					
1531					
1532					
1533					
1534					
1535					
1536					
1537					
1538					
1539					
1540					

Column	A	B	C	D	E
Line #	**RunId**	**UnitCategory**	**UnitDescription**	**Year**	**UnitGeneration: : (MWH)**
1541	[redacted]				
1542					
1543					
1544					
1545					
1546					
1547					
1548					
1549					
1550					
1551					
1552					
1553					
1554					
1555					
1556					
1557					
1558					
1559					
1560					
1561					
1562					
1563					
1564					
1565					
1566					
1567					
1568					

Column	A	B	C	D	E
Line #	**RunId**	**UnitCategory**	**UnitDescription**	**Year**	**UnitGeneration: : (MWH)**
1569	[redacted]				
1570					
1571					
1572					
1573					
1574					
1575					
1576					
1577					
1578					
1579					
1580					
1581					
1582					
1583					
1584					
1585					
1586					
1587					
1588					
1589					
1590					
1591					
1592					
1593					
1594					
1595					
1596					

Column	A	B	C	D	E
Line #	**RunId**	**UnitCategory**	**UnitDescription**	**Year**	**UnitGeneration: : (MWH)**
1597	[redacted]				
1598					
1599					
1600					
1601					
1602					
1603					
1604					
1605					
1606					
1607					
1608					
1609					
1610					
1611					
1612					
1613					
1614					
1615					
1616					
1617					
1618					
1619					
1620					
1621					
1622					
1623					
1624					

Column	A	B	C	D	E
Line #	**RunId**	**UnitCategory**	**UnitDescription**	**Year**	**UnitGeneration: : (MWH)**
1625	[redacted]				
1626					
1627					
1628					
1629					
1630					
1631					
1632					
1633					
1634					
1635					
1636					
1637					
1638					
1639					
1640					
1641					
1642					
1643					
1644					
1645					
1646					
1647					
1648					
1649					
1650					
1651					
1652					

Column	A	B	C	D	E
Line #	**RunId**	**UnitCategory**	**UnitDescription**	**Year**	**UnitGeneration: : (MWH)**
1653	[redacted]				
1654					
1655					
1656					
1657					
1658					
1659					
1660					
1661					
1662					
1663					
1664					
1665					
1666					
1667					
1668					
1669					
1670					
1671					
1672					
1673					
1674					
1675					
1676					
1677					
1678					
1679					
1680					

Column	A	B	C	D	E
Line #	**RunId**	**UnitCategory**	**UnitDescription**	**Year**	**UnitGeneration: : (MWH)**
1681	[redacted]				
1682					
1683					
1684					
1685					
1686					
1687					
1688					
1689					
1690					
1691					
1692					
1693					
1694					
1695					
1696					
1697					
1698					
1699					
1700					
1701					
1702					
1703					
1704					
1705					
1706					
1707					
1708					

Column	A	B	C	D	E
Line #	**RunId**	**UnitCategory**	**UnitDescription**	**Year**	**UnitGeneration: : (MWH)**
1709	[redacted]				
1710					
1711					
1712					
1713					
1714					
1715					
1716					
1717					
1718					
1719					
1720					
1721					
1722					
1723					
1724					
1725					
1726					
1727					
1728					
1729					
1730					
1731					
1732					
1733					
1734					
1735					
1736					

Column	A	B	C	D	E
Line #	**RunId**	**UnitCategory**	**UnitDescription**	**Year**	**UnitGeneration: : (MWH)**
1737	[redacted]				
1738					
1739					
1740					
1741					
1742					
1743					
1744					
1745					
1746					
1747					
1748					
1749					
1750					
1751					
1752					
1753					
1754					
1755					
1756					
1757					
1758					
1759					
1760					
1761					
1762					
1763					
1764					

Column	A	B	C	D	E
Line #	**RunId**	**UnitCategory**	**UnitDescription**	**Year**	**UnitGeneration: : (MWH)**
1765	[redacted]				
1766					
1767					
1768					
1769					
1770					
1771					
1772					
1773					
1774					
1775					
1776					
1777					
1778					
1779					
1780					
1781					
1782					
1783					
1784					
1785					
1786					
1787					
1788					
1789					
1790					
1791					
1792					

Column	A	B	C	D	E
Line #	**RunId**	**UnitCategory**	**UnitDescription**	**Year**	**UnitGeneration: : (MWH)**
1793	[redacted]				
1794					
1795					
1796					
1797					
1798					
1799					
1800					
1801					
1802					
1803					
1804					
1805					
1806					
1807					
1808					
1809					
1810					
1811					
1812					
1813					
1814					
1815					
1816					
1817					
1818					
1819					
1820					

Column	A	B	C	D	E
Line #	**RunId**	**UnitCategory**	**UnitDescription**	**Year**	**UnitGeneration: : (MWH)**
1821	[redacted]				
1822					
1823					
1824					
1825					
1826					
1827					
1828					
1829					
1830					
1831					
1832					
1833					
1834					
1835					
1836					
1837					
1838					
1839					
1840					
1841					
1842					
1843					
1844					
1845					
1846					
1847					
1848					

Column	A	B	C	D	E
Line #	**RunId**	**UnitCategory**	**UnitDescription**	**Year**	**UnitGeneration: : (MWH)**
1849	[redacted]				
1850					
1851					
1852					
1853					
1854					
1855					
1856					
1857					
1858					
1859					
1860					
1861					
1862					
1863					
1864					
1865					
1866					
1867					
1868					
1869					
1870					
1871					
1872					
1873					
1874					
1875					
1876					

Column	A	B	C	D	E
Line #	**RunId**	**UnitCategory**	**UnitDescription**	**Year**	**UnitGeneration: : (MWH)**
1877	[redacted]				
1878					
1879					
1880					
1881					
1882					
1883					
1884					
1885					
1886					
1887					
1888					
1889					
1890					
1891					
1892					
1893					
1894					
1895					
1896					
1897					
1898					
1899					
1900					
1901					
1902					
1903					
1904					

Column	A	B	C	D	E
Line #	**RunId**	**UnitCategory**	**UnitDescription**	**Year**	**UnitGeneration: : (MWH)**
1905	[redacted]				
1906					
1907					
1908					
1909					
1910					
1911					
1912					
1913					
1914					
1915					
1916					
1917					
1918					
1919					
1920					
1921					
1922					
1923					
1924					
1925					
1926					
1927					
1928					
1929					
1930					
1931					
1932					

Column	A	B	C	D	E
Line #	**RunId**	**UnitCategory**	**UnitDescription**	**Year**	**UnitGeneration: : (MWH)**
1933	[redacted]				
1934					
1935					
1936					
1937					
1938					
1939					
1940					
1941					
1942					
1943					
1944					
1945					
1946					
1947					
1948					
1949					
1950					
1951					
1952					
1953					
1954					
1955					
1956					
1957					
1958					
1959					
1960					

Column	A	B	C	D	E
Line #	**RunId**	**UnitCategory**	**UnitDescription**	**Year**	**UnitGeneration: : (MWH)**
1961	[redacted]				
1962					
1963					
1964					
1965					
1966					
1967					
1968					
1969					
1970					
1971					
1972					
1973					
1974					
1975					
1976					
1977					
1978					
1979					
1980					
1981					
1982					
1983					
1984					
1985					
1986					
1987					
1988					

Column	A	B	C	D	E
Line #	**RunId**	**UnitCategory**	**UnitDescription**	**Year**	**UnitGeneration: : (MWH)**
1989	[redacted]				
1990					
1991					
1992					
1993					
1994					
1995					
1996					
1997					
1998					
1999					
2000					
2001					
2002					
2003					
2004					
2005					
2006					
2007					
2008					
2009					
2010					
2011					
2012					
2013					
2014					
2015					
2016					

Column	A	B	C	D	E
Line #	**RunId**	**UnitCategory**	**UnitDescription**	**Year**	**UnitGeneration: : (MWH)**
2017	[redacted]				
2018					
2019					
2020					
2021					
2022					
2023					
2024					
2025					
2026					
2027					
2028					
2029					
2030					
2031					
2032					
2033					
2034					
2035					
2036					
2037					
2038					
2039					
2040					
2041					
2042					
2043					
2044					

Column	A	B	C	D	E
Line #	**RunId**	**UnitCategory**	**UnitDescription**	**Year**	**UnitGeneration: : (MWH)**
2045	[redacted]				
2046					
2047					
2048					
2049					
2050					
2051					
2052					
2053					
2054					
2055					
2056					
2057					
2058					
2059					
2060					
2061					
2062					
2063					
2064					
2065					
2066					
2067					
2068					
2069					
2070					
2071					
2072					

Column	A	B	C	D	E
Line #	**RunId**	**UnitCategory**	**UnitDescription**	**Year**	**UnitGeneration: : (MWH)**
2073	[redacted]				
2074					
2075					
2076					
2077					
2078					
2079					
2080					
2081					
2082					
2083					
2084					
2085					
2086					
2087					
2088					
2089					
2090					
2091					
2092					
2093					
2094					
2095					
2096					
2097					
2098					
2099					
2100					

Column	A	B	C	D	E
Line #	**RunId**	**UnitCategory**	**UnitDescription**	**Year**	**UnitGeneration: : (MWH)**
2101	[redacted]				
2102					
2103					
2104					
2105					
2106					
2107					
2108					
2109					
2110					
2111					
2112					
2113					
2114					
2115					
2116					
2117					
2118					
2119					
2120					
2121					
2122					
2123					
2124					
2125					
2126					
2127					
2128					

Column	A	B	C	D	E
Line #	**RunId**	**UnitCategory**	**UnitDescription**	**Year**	**UnitGeneration: : (MWH)**
2129	[redacted]				
2130					
2131					
2132					
2133					
2134					
2135					
2136					
2137					
2138					
2139					
2140					
2141					
2142					
2143					
2144					
2145					
2146					
2147					
2148					
2149					
2150					
2151					
2152					
2153					
2154					
2155					
2156					

Column	A	B	C	D	E
Line #	**RunId**	**UnitCategory**	**UnitDescription**	**Year**	**UnitGeneration: : (MWH)**
2157	[redacted]				
2158					
2159					
2160					
2161					
2162					
2163					
2164					
2165					
2166					
2167					
2168					
2169					
2170					
2171					
2172					
2173					
2174					
2175					
2176					
2177					
2178					
2179					
2180					
2181					
2182					
2183					
2184					

Column	A	B	C	D	E
Line #	**RunId**	**UnitCategory**	**UnitDescription**	**Year**	**UnitGeneration: : (MWH)**
2185	[redacted]				
2186					
2187					
2188					
2189					
2190					
2191					
2192					
2193					
2194					
2195					
2196					
2197					
2198					
2199					
2200					
2201					
2202					
2203					
2204					
2205					
2206					
2207					
2208					
2209					
2210					
2211					
2212					

Column	A	B	C	D	E
Line #	**RunId**	**UnitCategory**	**UnitDescription**	**Year**	**UnitGeneration: : (MWH)**
2213	[redacted]				
2214					
2215					
2216					
2217					
2218					
2219					
2220					
2221					
2222					
2223					
2224					
2225					
2226					
2227					
2228					
2229					
2230					
2231					
2232					
2233					
2234					
2235					
2236					
2237					
2238					
2239					
2240					

Column	A	B	C	D	E
Line #	**RunId**	**UnitCategory**	**UnitDescription**	**Year**	**UnitGeneration: : (MWH)**
2241	[redacted]				
2242					
2243					
2244					
2245					
2246					
2247					
2248					
2249					
2250					
2251					
2252					
2253					
2254					
2255					
2256					
2257					
2258					
2259					
2260					
2261					
2262					
2263					
2264					
2265					
2266					
2267					
2268					

Column	A	B	C	D	E
Line #	**RunId**	**UnitCategory**	**UnitDescription**	**Year**	**UnitGeneration: : (MWH)**
2269	[redacted]				
2270					
2271					
2272					
2273					
2274					
2275					
2276					
2277					
2278					
2279					
2280					
2281					
2282					
2283					
2284					
2285					
2286					
2287					
2288					
2289					
2290					
2291					
2292					
2293					
2294					
2295					
2296					

Column	A	B	C	D	E
Line #	**RunId**	**UnitCategory**	**UnitDescription**	**Year**	**UnitGeneration: : (MWH)**
2297	[redacted]				
2298					
2299					
2300					
2301					
2302					
2303					
2304					
2305					
2306					
2307					
2308					
2309					
2310					
2311					
2312					
2313					
2314					
2315					
2316					
2317					
2318					
2319					
2320					
2321					
2322					
2323					
2324					

Column	A	B	C	D	E
Line #	**RunId**	**UnitCategory**	**UnitDescription**	**Year**	**UnitGeneration: : (MWH)**
2325	[redacted]				
2326					
2327					
2328					
2329					
2330					
2331					
2332					
2333					
2334					
2335					
2336					
2337					
2338					
2339					
2340					
2341					
2342					
2343					
2344					
2345					
2346					
2347					
2348					
2349					
2350					
2351					
2352					

Column	A	B	C	D	E
Line #	**RunId**	**UnitCategory**	**UnitDescription**	**Year**	**UnitGeneration: : (MWH)**
2353	[redacted]				
2354					
2355					
2356					
2357					
2358					
2359					
2360					
2361					
2362					
2363					
2364					
2365					
2366					
2367					
2368					
2369					
2370					
2371					
2372					
2373					
2374					
2375					
2376					
2377					
2378					
2379					
2380					

Column	A	B	C	D	E
Line #	**RunId**	**UnitCategory**	**UnitDescription**	**Year**	**UnitGeneration: : (MWH)**
2381	[redacted]				
2382					
2383					
2384					
2385					
2386					
2387					
2388					
2389					
2390					
2391					
2392					
2393					
2394					
2395					
2396					
2397					
2398					
2399					
2400					
2401					
2402					
2403					
2404					
2405					
2406					
2407					
2408					

Column	A	B	C	D	E
Line #	**RunId**	**UnitCategory**	**UnitDescription**	**Year**	**UnitGeneration: : (MWH)**
2409	[redacted]				
2410					
2411					
2412					
2413					
2414					
2415					
2416					
2417					
2418					
2419					
2420					
2421					
2422					
2423					
2424					
2425					
2426					
2427					
2428					
2429					
2430					
2431					
2432					
2433					
2434					
2435					
2436					

Column	A	B	C	D	E
Line #	**RunId**	**UnitCategory**	**UnitDescription**	**Year**	**UnitGeneration: : (MWH)**
2437	[redacted]				
2438					
2439					
2440					
2441					
2442					
2443					
2444					
2445					
2446					
2447					
2448					
2449					
2450					
2451					
2452					
2453					
2454					
2455					
2456					
2457					
2458					
2459					
2460					
2461					
2462					
2463					
2464					

Column	A	B	C	D	E
Line #	**RunId**	**UnitCategory**	**UnitDescription**	**Year**	**UnitGeneration: : (MWH)**
2465	[redacted]				
2466					
2467					
2468					
2469					
2470					
2471					
2472					
2473					
2474					
2475					
2476					
2477					
2478					
2479					
2480					
2481					
2482					
2483					
2484					
2485					
2486					
2487					
2488					
2489					
2490					
2491					
2492					

Column	A	B	C	D	E
Line #	**RunId**	**UnitCategory**	**UnitDescription**	**Year**	**UnitGeneration: : (MWH)**
2493	[redacted]				
2494					
2495					
2496					
2497					
2498					
2499					
2500					
2501					
2502					
2503					
2504					
2505					
2506					
2507					
2508					
2509					
2510					
2511					
2512					
2513					
2514					
2515					
2516					
2517					
2518					
2519					
2520					

Column	A	B	C	D	E
Line #	**RunId**	**UnitCategory**	**UnitDescription**	**Year**	**UnitGeneration: : (MWH)**
2521	[redacted]				
2522					
2523					
2524					
2525					
2526					
2527					
2528					
2529					
2530					
2531					
2532					
2533					
2534					
2535					
2536					
2537					
2538					
2539					
2540					
2541					
2542					
2543					
2544					
2545					
2546					
2547					
2548					

Column	A	B	C	D	E
Line #	**RunId**	**UnitCategory**	**UnitDescription**	**Year**	**UnitGeneration: : (MWH)**
2549	[redacted]				
2550					
2551					
2552					
2553					
2554					
2555					
2556					
2557					
2558					
2559					
2560					
2561					
2562					
2563					
2564					
2565					
2566					
2567					
2568					
2569					
2570					
2571					
2572					
2573					
2574					
2575					
2576					

Column	A	B	C	D	E
Line #	**RunId**	**UnitCategory**	**UnitDescription**	**Year**	**UnitGeneration: : (MWH)**
2577	[redacted]				
2578					
2579					
2580					
2581					
2582					
2583					
2584					
2585					
2586					
2587					
2588					
2589					
2590					
2591					
2592					
2593					
2594					
2595					
2596					
2597					
2598					
2599					
2600					
2601					
2602					
2603					
2604					

Column	A	B	C	D	E
Line #	**RunId**	**UnitCategory**	**UnitDescription**	**Year**	**UnitGeneration: : (MWH)**
2605	[redacted]				
2606					
2607					
2608					
2609					
2610					
2611					
2612					
2613					
2614					
2615					
2616					
2617					
2618					
2619					
2620					
2621					
2622					
2623					
2624					
2625					
2626					
2627					
2628					
2629					
2630					
2631					
2632					

Column	A	B	C	D	E
Line #	**RunId**	**UnitCategory**	**UnitDescription**	**Year**	**UnitGeneration: : (MWH)**
2633	[redacted]				
2634					
2635					
2636					
2637					
2638					
2639					
2640					
2641					
2642					
2643					
2644					
2645					
2646					
2647					
2648					
2649					
2650					
2651					
2652					
2653					
2654					
2655					
2656					
2657					
2658					
2659					
2660					

Column	A	B	C	D	E
Line #	**RunId**	**UnitCategory**	**UnitDescription**	**Year**	**UnitGeneration: : (MWH)**
2661	[redacted]				
2662					
2663					
2664					
2665					
2666					
2667					
2668					
2669					
2670					
2671					
2672					
2673					
2674					
2675					
2676					
2677					
2678					
2679					
2680					
2681					
2682					
2683					
2684					
2685					
2686					
2687					
2688					

Column	A	B	C	D	E
Line #	**RunId**	**UnitCategory**	**UnitDescription**	**Year**	**UnitGeneration: : (MWH)**
2689	[redacted]				
2690					
2691					
2692					
2693					
2694					
2695					
2696					
2697					
2698					
2699					
2700					
2701					
2702					
2703					
2704					
2705					
2706					
2707					
2708					
2709					
2710					
2711					
2712					
2713					
2714					
2715					
2716					

Column	A	B	C	D	E
Line #	**RunId**	**UnitCategory**	**UnitDescription**	**Year**	**UnitGeneration: : (MWH)**
2717	[redacted]				
2718					
2719					
2720					
2721					
2722					
2723					
2724					
2725					
2726					
2727					
2728					
2729					
2730					
2731					
2732					
2733					
2734					
2735					
2736					
2737					
2738					
2739					
2740					
2741					
2742					
2743					
2744					

Column	A	B	C	D	E
Line #	**RunId**	**UnitCategory**	**UnitDescription**	**Year**	**UnitGeneration: : (MWH)**
2745	[redacted]				
2746					
2747					
2748					
2749					
2750					
2751					
2752					
2753					
2754					
2755					
2756					
2757					
2758					
2759					
2760					
2761					
2762					
2763					
2764					
2765					
2766					
2767					
2768					
2769					
2770					
2771					
2772					

Column	A	B	C	D	E
Line #	**RunId**	**UnitCategory**	**UnitDescription**	**Year**	**UnitGeneration: : (MWH)**
2773	[redacted]				
2774					
2775					
2776					
2777					
2778					
2779					
2780					
2781					
2782					
2783					
2784					
2785					
2786					
2787					
2788					
2789					
2790					
2791					
2792					
2793					
2794					
2795					
2796					
2797					
2798					
2799					
2800					

Column	A	B	C	D	E
Line #	**RunId**	**UnitCategory**	**UnitDescription**	**Year**	**UnitGeneration: : (MWH)**
2801	[redacted]				
2802					
2803					
2804					
2805					
2806					
2807					
2808					
2809					
2810					
2811					
2812					
2813					
2814					
2815					
2816					
2817					
2818					
2819					
2820					
2821					
2822					
2823					
2824					
2825					
2826					
2827					
2828					

Column	A	B	C	D	E
Line #	**RunId**	**UnitCategory**	**UnitDescription**	**Year**	**UnitGeneration: : (MWH)**
2829	[redacted]				
2830					
2831					
2832					
2833					
2834					
2835					
2836					
2837					
2838					
2839					
2840					
2841					
2842					
2843					
2844					
2845					
2846					
2847					
2848					
2849					
2850					
2851					
2852					
2853					
2854					
2855					
2856					

Column	A	B	C	D	E
Line #	**RunId**	**UnitCategory**	**UnitDescription**	**Year**	**UnitGeneration: : (MWH)**
2857	[redacted]				
2858					
2859					
2860					
2861					
2862					
2863					
2864					
2865					
2866					
2867					
2868					
2869					
2870					
2871					
2872					
2873					
2874					
2875					
2876					
2877					
2878					
2879					
2880					
2881					
2882					
2883					
2884					

Column	A	B	C	D	E
Line #	**RunId**	**UnitCategory**	**UnitDescription**	**Year**	**UnitGeneration: : (MWH)**
2885	[redacted]				
2886					
2887					
2888					
2889					
2890					
2891					
2892					
2893					
2894					
2895					
2896					
2897					
2898					
2899					
2900					
2901					
2902					
2903					
2904					
2905					
2906					
2907					
2908					
2909					
2910					
2911					
2912					

Column	A	B	C	D	E
Line #	**RunId**	**UnitCategory**	**UnitDescription**	**Year**	**UnitGeneration: : (MWH)**
2913	[redacted]				
2914					
2915					
2916					
2917					
2918					
2919					
2920					
2921					
2922					
2923					
2924					
2925					
2926					
2927					
2928					
2929					
2930					
2931					
2932					
2933					
2934					
2935					
2936					
2937					
2938					
2939					
2940					

Column	A	B	C	D	E
Line #	**RunId**	**UnitCategory**	**UnitDescription**	**Year**	**UnitGeneration: : (MWH)**
2941	[redacted]				
2942					
2943					
2944					
2945					
2946					
2947					
2948					
2949					
2950					
2951					
2952					
2953					
2954					
2955					
2956					
2957					
2958					
2959					
2960					
2961					
2962					
2963					
2964					
2965					
2966					
2967					
2968					

Column	A	B	C	D	E
Line #	**RunId**	**UnitCategory**	**UnitDescription**	**Year**	**UnitGeneration: : (MWH)**
2969	[redacted]				
2970					
2971					
2972					
2973					
2974					
2975					
2976					
2977					
2978					
2979					
2980					
2981					
2982					
2983					
2984					
2985					
2986					
2987					
2988					
2989					
2990					
2991					
2992					
2993					
2994					
2995					
2996					

Column	A	B	C	D	E
Line #	**RunId**	**UnitCategory**	**UnitDescription**	**Year**	**UnitGeneration: : (MWH)**
2997	[redacted]				
2998					
2999					
3000					
3001					
3002					
3003					
3004					
3005					
3006					
3007					
3008					
3009					
3010					
3011					
3012					
3013					
3014					
3015					
3016					
3017					
3018					
3019					
3020					
3021					
3022					
3023					
3024					

Column	A	B	C	D	E
Line #	**RunId**	**UnitCategory**	**UnitDescription**	**Year**	**UnitGeneration: : (MWH)**
3025	[redacted]				
3026					
3027					
3028					
3029					
3030					
3031					
3032					
3033					
3034					
3035					
3036					
3037					
3038					
3039					
3040					
3041					
3042					
3043					
3044					
3045					
3046					
3047					
3048					
3049					
3050					
3051					
3052					

Column	A	B	C	D	E
Line #	**RunId**	**UnitCategory**	**UnitDescription**	**Year**	**UnitGeneration: : (MWH)**
3053	[redacted]				
3054					
3055					
3056					
3057					
3058					
3059					
3060					
3061					
3062					
3063					
3064					
3065					
3066					
3067					
3068					
3069					
3070					
3071					
3072					
3073					
3074					
3075					
3076					
3077					
3078					
3079					
3080					

Column	A	B	C	D	E
Line #	**RunId**	**UnitCategory**	**UnitDescription**	**Year**	**UnitGeneration: : (MWH)**
3081	[redacted]				
3082					
3083					
3084					
3085					
3086					
3087					
3088					
3089					
3090					
3091					
3092					
3093					
3094					
3095					
3096					
3097					
3098					
3099					
3100					
3101					
3102					
3103					
3104					
3105					
3106					
3107					
3108					

Column	A	B	C	D	E
Line #	**RunId**	**UnitCategory**	**UnitDescription**	**Year**	**UnitGeneration: : (MWH)**
3109	[redacted]				
3110					
3111					
3112					
3113					
3114					
3115					
3116					
3117					
3118					
3119					
3120					
3121					
3122					
3123					
3124					
3125					
3126					
3127					
3128					
3129					
3130					
3131					
3132					
3133					
3134					
3135					
3136					

Column	A	B	C	D	E
Line #	**RunId**	**UnitCategory**	**UnitDescription**	**Year**	**UnitGeneration: : (MWH)**
3137	[redacted]				
3138					
3139					
3140					
3141					
3142					
3143					
3144					
3145					
3146					
3147					
3148					
3149					
3150					
3151					
3152					
3153					
3154					
3155					
3156					
3157					
3158					
3159					
3160					
3161					
3162					
3163					
3164					

Column	A	B	C	D	E
Line #	**RunId**	**UnitCategory**	**UnitDescription**	**Year**	**UnitGeneration: : (MWH)**
3165	[redacted]				
3166					
3167					
3168					
3169					
3170					
3171					
3172					
3173					
3174					
3175					
3176					
3177					
3178					
3179					
3180					
3181					
3182					
3183					
3184					
3185					
3186					
3187					
3188					
3189					
3190					
3191					
3192					

Column	A	B	C	D	E
Line #	**RunId**	**UnitCategory**	**UnitDescription**	**Year**	**UnitGeneration: : (MWH)**
3193	[redacted]				
3194					
3195					
3196					
3197					
3198					
3199					
3200					
3201					
3202					
3203					
3204					
3205					
3206					
3207					
3208					
3209					
3210					
3211					
3212					
3213					
3214					
3215					
3216					
3217					
3218					
3219					
3220					

Column	A	B	C	D	E
Line #	**RunId**	**UnitCategory**	**UnitDescription**	**Year**	**UnitGeneration: : (MWH)**
3221	[redacted]				
3222					
3223					
3224					
3225					
3226					
3227					
3228					
3229					
3230					
3231					
3232					
3233					
3234					
3235					
3236					
3237					
3238					
3239					
3240					
3241					
3242					
3243					
3244					
3245					
3246					
3247					
3248					

Column	A	B	C	D	E
Line #	**RunId**	**UnitCategory**	**UnitDescription**	**Year**	**UnitGeneration: : (MWH)**
3249	[redacted]				
3250					
3251					
3252					
3253					
3254					
3255					
3256					
3257					
3258					
3259					
3260					
3261					
3262					
3263					
3264					
3265					
3266					
3267					
3268					
3269					
3270					
3271					
3272					
3273					
3274					
3275					
3276					

Column	A	B	C	D	E
Line #	**RunId**	**UnitCategory**	**UnitDescription**	**Year**	**UnitGeneration: : (MWH)**
3277	[redacted]				
3278					
3279					
3280					
3281					
3282					
3283					
3284					
3285					
3286					
3287					
3288					
3289					
3290					
3291					
3292					
3293					
3294					
3295					
3296					
3297					
3298					
3299					
3300					
3301					
3302					
3303					
3304					

Column	A	B	C	D	E
Line #	**RunId**	**UnitCategory**	**UnitDescription**	**Year**	**UnitGeneration: : (MWH)**
3305	[redacted]				
3306					
3307					
3308					
3309					
3310					
3311					
3312					
3313					
3314					
3315					
3316					
3317					
3318					
3319					
3320					
3321					
3322					
3323					
3324					
3325					
3326					
3327					
3328					
3329					
3330					
3331					
3332					

Column	A	B	C	D	E
Line #	**RunId**	**UnitCategory**	**UnitDescription**	**Year**	**UnitGeneration: : (MWH)**
3333	[redacted]				
3334					
3335					
3336					
3337					
3338					
3339					
3340					
3341					
3342					
3343					
3344					
3345					
3346					
3347					
3348					
3349					
3350					
3351					
3352					
3353					
3354					
3355					
3356					
3357					
3358					
3359					
3360					

Column	A	B	C	D	E
Line #	**RunId**	**UnitCategory**	**UnitDescription**	**Year**	**UnitGeneration: : (MWH)**
3361	[redacted]				
3362					
3363					
3364					
3365					
3366					
3367					
3368					
3369					
3370					
3371					
3372					
3373					
3374					
3375					
3376					
3377					
3378					
3379					
3380					
3381					
3382					
3383					
3384					
3385					
3386					
3387					
3388					

Column	A	B	C	D	E
Line #	**RunId**	**UnitCategory**	**UnitDescription**	**Year**	**UnitGeneration: : (MWH)**
3389	[redacted]				
3390					
3391					
3392					
3393					
3394					
3395					
3396					
3397					
3398					
3399					
3400					
3401					
3402					
3403					
3404					
3405					
3406					
3407					
3408					
3409					
3410					
3411					
3412					
3413					
3414					
3415					
3416					

Column	A	B	C	D	E
Line #	**RunId**	**UnitCategory**	**UnitDescription**	**Year**	**UnitGeneration: : (MWH)**
3417	[redacted]				
3418					
3419					
3420					
3421					
3422					
3423					
3424					
3425					
3426					
3427					
3428					
3429					
3430					
3431					
3432					
3433					
3434					
3435					
3436					
3437					
3438					
3439					
3440					
3441					
3442					
3443					
3444					

Column	A	B	C	D	E
Line #	**RunId**	**UnitCategory**	**UnitDescription**	**Year**	**UnitGeneration: : (MWH)**
3445	[redacted]				
3446					
3447					
3448					
3449					
3450					
3451					
3452					
3453					
3454					
3455					
3456					
3457					
3458					
3459					
3460					
3461					
3462					
3463					
3464					
3465					
3466					
3467					
3468					
3469					
3470					
3471					
3472					

Column	A	B	C	D	E
Line #	**RunId**	**UnitCategory**	**UnitDescription**	**Year**	**UnitGeneration: : (MWH)**
3473	[redacted]				
3474					
3475					
3476					
3477					
3478					
3479					
3480					
3481					
3482					
3483					
3484					
3485					
3486					
3487					
3488					
3489					
3490					
3491					
3492					
3493					
3494					
3495					
3496					
3497					
3498					
3499					
3500					

Column	A	B	C	D	E
Line #	**RunId**	**UnitCategory**	**UnitDescription**	**Year**	**UnitGeneration: : (MWH)**
3501	[redacted]				
3502					
3503					
3504					
3505					
3506					
3507					
3508					
3509					
3510					
3511					
3512					
3513					
3514					
3515					
3516					
3517					
3518					
3519					
3520					
3521					
3522					
3523					
3524					
3525					
3526					
3527					
3528					

Column	A	B	C	D	E
Line #	**RunId**	**UnitCategory**	**UnitDescription**	**Year**	**UnitGeneration: : (MWH)**
3529	[redacted]				
3530					
3531					
3532					
3533					
3534					
3535					
3536					
3537					
3538					
3539					
3540					
3541					
3542					
3543					
3544					
3545					
3546					
3547					
3548					
3549					
3550					
3551					
3552					
3553					
3554					
3555					
3556					

Column	A	B	C	D	E
Line #	**RunId**	**UnitCategory**	**UnitDescription**	**Year**	**UnitGeneration: : (MWH)**
3557	[redacted]				
3558					
3559					
3560					
3561					
3562					
3563					
3564					
3565					
3566					
3567					
3568					
3569					
3570					
3571					
3572					
3573					
3574					
3575					
3576					
3577					
3578					
3579					
3580					
3581					
3582					
3583					
3584					

Column	A	B	C	D	E
Line #	**RunId**	**UnitCategory**	**UnitDescription**	**Year**	**UnitGeneration: : (MWH)**
3585	[redacted]				
3586					
3587					
3588					
3589					
3590					
3591					
3592					
3593					
3594					
3595					
3596					
3597					
3598					
3599					
3600					
3601					
3602					
3603					
3604					
3605					
3606					
3607					
3608					
3609					
3610					
3611					
3612					

Column	A	B	C	D	E
Line #	**RunId**	**UnitCategory**	**UnitDescription**	**Year**	**UnitGeneration: : (MWH)**
3613	[redacted]				
3614					
3615					
3616					
3617					
3618					
3619					
3620					
3621					
3622					
3623					
3624					
3625					
3626					
3627					
3628					
3629					
3630					
3631					
3632					
3633					
3634					
3635					
3636					
3637					
3638					
3639					
3640					

Column	A	B	C	D	E
Line #	**RunId**	**UnitCategory**	**UnitDescription**	**Year**	**UnitGeneration: : (MWH)**
3641	[redacted]				
3642					
3643					
3644					
3645					
3646					
3647					
3648					
3649					
3650					
3651					
3652					
3653					
3654					
3655					
3656					
3657					
3658					
3659					
3660					
3661					
3662					
3663					
3664					
3665					
3666					
3667					
3668					

Column	A	B	C	D	E
Line #	**RunId**	**UnitCategory**	**UnitDescription**	**Year**	**UnitGeneration: : (MWH)**
3669	[redacted]				
3670					
3671					
3672					
3673					
3674					
3675					
3676					
3677					
3678					
3679					
3680					
3681					
3682					
3683					
3684					
3685					
3686					
3687					
3688					
3689					
3690					
3691					
3692					
3693					
3694					
3695					
3696					

Column	A	B	C	D	E
Line #	**RunId**	**UnitCategory**	**UnitDescription**	**Year**	**UnitGeneration: : (MWH)**
3697	[redacted]				
3698					
3699					
3700					
3701					
3702					
3703					
3704					
3705					
3706					
3707					
3708					
3709					
3710					
3711					
3712					
3713					
3714					
3715					
3716					
3717					
3718					
3719					
3720					
3721					
3722					
3723					
3724					

Column	A	B	C	D	E
Line #	**RunId**	**UnitCategory**	**UnitDescription**	**Year**	**UnitGeneration: : (MWH)**
3725	[redacted]				
3726					
3727					
3728					
3729					
3730					
3731					
3732					
3733					
3734					
3735					
3736					
3737					
3738					
3739					
3740					
3741					
3742					
3743					
3744					
3745					
3746					
3747					
3748					
3749					
3750					
3751					
3752					

Column	A	B	C	D	E
Line #	**RunId**	**UnitCategory**	**UnitDescription**	**Year**	**UnitGeneration: : (MWH)**
3753	[redacted]				
3754					
3755					
3756					
3757					
3758					
3759					
3760					
3761					
3762					
3763					
3764					
3765					
3766					
3767					
3768					
3769					
3770					
3771					
3772					
3773					
3774					
3775					
3776					
3777					
3778					
3779					
3780					

Column	A	B	C	D	E
Line #	**RunId**	**UnitCategory**	**UnitDescription**	**Year**	**UnitGeneration: : (MWH)**
3781	[redacted]				
3782					
3783					
3784					
3785					
3786					
3787					
3788					
3789					
3790					
3791					
3792					
3793					
3794					
3795					
3796					
3797					
3798					
3799					
3800					
3801					
3802					
3803					
3804					
3805					
3806					
3807					
3808					

Column	A	B	C	D	E
Line #	**RunId**	**UnitCategory**	**UnitDescription**	**Year**	**UnitGeneration: : (MWH)**
3809	[redacted]				
3810					
3811					
3812					
3813					
3814					
3815					
3816					
3817					
3818					
3819					
3820					
3821					
3822					
3823					
3824					
3825					
3826					
3827					
3828					
3829					
3830					
3831					
3832					
3833					
3834					
3835					
3836					

Column	A	B	C	D	E
Line #	**RunId**	**UnitCategory**	**UnitDescription**	**Year**	**UnitGeneration: : (MWH)**
3837	[redacted]				
3838					
3839					
3840					
3841					
3842					
3843					
3844					
3845					
3846					
3847					
3848					
3849					
3850					
3851					
3852					
3853					
3854					
3855					
3856					
3857					
3858					
3859					
3860					
3861					
3862					
3863					
3864					

Column	A	B	C	D	E
Line #	**RunId**	**UnitCategory**	**UnitDescription**	**Year**	**UnitGeneration: : (MWH)**
3865	[redacted]				
3866					
3867					
3868					
3869					
3870					
3871					
3872					
3873					
3874					
3875					
3876					
3877					
3878					
3879					
3880					
3881					
3882					
3883					
3884					
3885					
3886					
3887					
3888					
3889					
3890					
3891					
3892					

Column	A	B	C	D	E
Line #	**RunId**	**UnitCategory**	**UnitDescription**	**Year**	**UnitGeneration: : (MWH)**
3893	[redacted]				
3894					
3895					
3896					
3897					
3898					
3899					
3900					
3901					
3902					
3903					
3904					
3905					
3906					
3907					
3908					
3909					
3910					
3911					
3912					
3913					
3914					
3915					
3916					
3917					
3918					
3919					
3920					

Column	A	B	C	D	E
Line #	**RunId**	**UnitCategory**	**UnitDescription**	**Year**	**UnitGeneration: : (MWH)**
3921	[redacted]				
3922					
3923					
3924					
3925					
3926					
3927					
3928					
3929					
3930					
3931					
3932					
3933					
3934					
3935					
3936					
3937					
3938					
3939					
3940					
3941					
3942					
3943					
3944					
3945					
3946					
3947					
3948					

Column	A	B	C	D	E
Line #	**RunId**	**UnitCategory**	**UnitDescription**	**Year**	**UnitGeneration: : (MWH)**
3949	[redacted]				
3950					
3951					
3952					
3953					
3954					
3955					
3956					
3957					
3958					
3959					
3960					
3961					
3962					
3963					
3964					
3965					
3966					
3967					
3968					
3969					
3970					
3971					
3972					
3973					
3974					
3975					
3976					

Column	A	B	C	D	E
Line #	**RunId**	**UnitCategory**	**UnitDescription**	**Year**	**UnitGeneration: : (MWH)**
3977	[redacted]				
3978					
3979					
3980					
3981					
3982					
3983					
3984					
3985					
3986					
3987					
3988					
3989					
3990					
3991					
3992					
3993					
3994					
3995					
3996					
3997					
3998					
3999					
4000					
4001					
4002					
4003					
4004					

Column	A	B	C	D	E
Line #	**RunId**	**UnitCategory**	**UnitDescription**	**Year**	**UnitGeneration: : (MWH)**
4005	[redacted]				
4006					
4007					
4008					
4009					
4010					
4011					
4012					
4013					
4014					
4015					
4016					
4017					
4018					
4019					
4020					
4021					
4022					
4023					
4024					
4025					
4026					
4027					
4028					
4029					
4030					
4031					
4032					

Column	A	B	C	D	E
Line #	**RunId**	**UnitCategory**	**UnitDescription**	**Year**	**UnitGeneration: : (MWH)**
4033	[redacted]				
4034					
4035					
4036					
4037					
4038					
4039					
4040					
4041					
4042					

Column	F	G	H	I
Line #	**TotVarProdCostByUnit: : ($)**	**UnitEmissions: NOX: (LBS)**	**UnitEmissions: RGGICO2: (LBS)**	**UnitEmissions: SOX: (LBS)**
1	[redacted]			
2				
3				
4				
5				
6				
7				
8				
9				
10				
11				
12				
13				
14				
15				
16				
17				
18				
19				
20				
21				
22				
23				
24				
25				
26				
27				
28				

Column	F	G	H	I
Line #	**TotVarProdCostByUnit: : ($)**	**UnitEmissions: NOX: (LBS)**	**UnitEmissions: RGGICO2: (LBS)**	**UnitEmissions: SOX: (LBS)**
29	[redacted]			
30				
31				
32				
33				
34				
35				
36				
37				
38				
39				
40				
41				
42				
43				
44				
45				
46				
47				
48				
49				
50				
51				
52				
53				
54				
55				
56				

Column	F	G	H	I
Line #	**TotVarProdCostByUnit: : ($)**	**UnitEmissions: NOX: (LBS)**	**UnitEmissions: RGGICO2: (LBS)**	**UnitEmissions: SOX: (LBS)**
57	[redacted]			
58				
59				
60				
61				
62				
63				
64				
65				
66				
67				
68				
69				
70				
71				
72				
73				
74				
75				
76				
77				
78				
79				
80				
81				
82				
83				
84				

Column	F	G	H	I
Line #	**TotVarProdCostByUnit: : ($)**	**UnitEmissions: NOX: (LBS)**	**UnitEmissions: RGGICO2: (LBS)**	**UnitEmissions: SOX: (LBS)**
85	[redacted]			
86				
87				
88				
89				
90				
91				
92				
93				
94				
95				
96				
97				
98				
99				
100				
101				
102				
103				
104				
105				
106				
107				
108				
109				
110				
111				
112				

Column	F	G	H	I
Line #	**TotVarProdCostByUnit: : ($)**	**UnitEmissions: NOX: (LBS)**	**UnitEmissions: RGGICO2: (LBS)**	**UnitEmissions: SOX: (LBS)**
113	[redacted]			
114				
115				
116				
117				
118				
119				
120				
121				
122				
123				
124				
125				
126				
127				
128				
129				
130				
131				
132				
133				
134				
135				
136				
137				
138				
139				
140				

Column	F	G	H	I
Line #	**TotVarProdCostByUnit: : ($)**	**UnitEmissions: NOX: (LBS)**	**UnitEmissions: RGGICO2: (LBS)**	**UnitEmissions: SOX: (LBS)**
141	[redacted]			
142				
143				
144				
145				
146				
147				
148				
149				
150				
151				
152				
153				
154				
155				
156				
157				
158				
159				
160				
161				
162				
163				
164				
165				
166				
167				
168				

Column	F	G	H	I
Line #	**TotVarProdCostByUnit: : ($)**	**UnitEmissions: NOX: (LBS)**	**UnitEmissions: RGGICO2: (LBS)**	**UnitEmissions: SOX: (LBS)**
169	[redacted]			
170				
171				
172				
173				
174				
175				
176				
177				
178				
179				
180				
181				
182				
183				
184				
185				
186				
187				
188				
189				
190				
191				
192				
193				
194				
195				
196				

Column	F	G	H	I
Line #	**TotVarProdCostByUnit: : ($)**	**UnitEmissions: NOX: (LBS)**	**UnitEmissions: RGGICO2: (LBS)**	**UnitEmissions: SOX: (LBS)**
197	[redacted]			
198				
199				
200				
201				
202				
203				
204				
205				
206				
207				
208				
209				
210				
211				
212				
213				
214				
215				
216				
217				
218				
219				
220				
221				
222				
223				
224				

Column	F	G	H	I
Line #	**TotVarProdCostByUnit: : ($)**	**UnitEmissions: NOX: (LBS)**	**UnitEmissions: RGGICO2: (LBS)**	**UnitEmissions: SOX: (LBS)**
225	[redacted]			
226				
227				
228				
229				
230				
231				
232				
233				
234				
235				
236				
237				
238				
239				
240				
241				
242				
243				
244				
245				
246				
247				
248				
249				
250				
251				
252				

Column	F	G	H	I
Line #	**TotVarProdCostByUnit: : ($)**	**UnitEmissions: NOX: (LBS)**	**UnitEmissions: RGGICO2: (LBS)**	**UnitEmissions: SOX: (LBS)**
253	[redacted]			
254				
255				
256				
257				
258				
259				
260				
261				
262				
263				
264				
265				
266				
267				
268				
269				
270				
271				
272				
273				
274				
275				
276				
277				
278				
279				
280				

Column	F	G	H	I
Line #	**TotVarProdCostByUnit: : ($)**	**UnitEmissions: NOX: (LBS)**	**UnitEmissions: RGGICO2: (LBS)**	**UnitEmissions: SOX: (LBS)**
281	[redacted]			
282				
283				
284				
285				
286				
287				
288				
289				
290				
291				
292				
293				
294				
295				
296				
297				
298				
299				
300				
301				
302				
303				
304				
305				
306				
307				
308				

Column	F	G	H	I
Line #	**TotVarProdCostByUnit: : ($)**	**UnitEmissions: NOX: (LBS)**	**UnitEmissions: RGGICO2: (LBS)**	**UnitEmissions: SOX: (LBS)**
309	[redacted]			
310				
311				
312				
313				
314				
315				
316				
317				
318				
319				
320				
321				
322				
323				
324				
325				
326				
327				
328				
329				
330				
331				
332				
333				
334				
335				
336				

Column	F	G	H	I
Line #	**TotVarProdCostByUnit: : ($)**	**UnitEmissions: NOX: (LBS)**	**UnitEmissions: RGGICO2: (LBS)**	**UnitEmissions: SOX: (LBS)**
337	[redacted]			
338				
339				
340				
341				
342				
343				
344				
345				
346				
347				
348				
349				
350				
351				
352				
353				
354				
355				
356				
357				
358				
359				
360				
361				
362				
363				
364				

Column	F	G	H	I
Line #	**TotVarProdCostByUnit: : ($)**	**UnitEmissions: NOX: (LBS)**	**UnitEmissions: RGGICO2: (LBS)**	**UnitEmissions: SOX: (LBS)**
365	[redacted]			
366				
367				
368				
369				
370				
371				
372				
373				
374				
375				
376				
377				
378				
379				
380				
381				
382				
383				
384				
385				
386				
387				
388				
389				
390				
391				
392				

Column	F	G	H	I
Line #	**TotVarProdCostByUnit: : ($)**	**UnitEmissions: NOX: (LBS)**	**UnitEmissions: RGGICO2: (LBS)**	**UnitEmissions: SOX: (LBS)**
393	[redacted]			
394				
395				
396				
397				
398				
399				
400				
401				
402				
403				
404				
405				
406				
407				
408				
409				
410				
411				
412				
413				
414				
415				
416				
417				
418				
419				
420				

Column	F	G	H	I
Line #	**TotVarProdCostByUnit: : ($)**	**UnitEmissions: NOX: (LBS)**	**UnitEmissions: RGGICO2: (LBS)**	**UnitEmissions: SOX: (LBS)**
421	[redacted]			
422				
423				
424				
425				
426				
427				
428				
429				
430				
431				
432				
433				
434				
435				
436				
437				
438				
439				
440				
441				
442				
443				
444				
445				
446				
447				
448				

Column	F	G	H	I
Line #	**TotVarProdCostByUnit: : ($)**	**UnitEmissions: NOX: (LBS)**	**UnitEmissions: RGGICO2: (LBS)**	**UnitEmissions: SOX: (LBS)**
449	[redacted]			
450				
451				
452				
453				
454				
455				
456				
457				
458				
459				
460				
461				
462				
463				
464				
465				
466				
467				
468				
469				
470				
471				
472				
473				
474				
475				
476				

Column	F	G	H	I
Line #	**TotVarProdCostByUnit: : ($)**	**UnitEmissions: NOX: (LBS)**	**UnitEmissions: RGGICO2: (LBS)**	**UnitEmissions: SOX: (LBS)**
477	[redacted]			
478				
479				
480				
481				
482				
483				
484				
485				
486				
487				
488				
489				
490				
491				
492				
493				
494				
495				
496				
497				
498				
499				
500				
501				
502				
503				
504				

Column	F	G	H	I
Line #	**TotVarProdCostByUnit: : ($)**	**UnitEmissions: NOX: (LBS)**	**UnitEmissions: RGGICO2: (LBS)**	**UnitEmissions: SOX: (LBS)**
505	[redacted]			
506				
507				
508				
509				
510				
511				
512				
513				
514				
515				
516				
517				
518				
519				
520				
521				
522				
523				
524				
525				
526				
527				
528				
529				
530				
531				
532				

Column	F	G	H	I
Line #	**TotVarProdCostByUnit: : ($)**	**UnitEmissions: NOX: (LBS)**	**UnitEmissions: RGGICO2: (LBS)**	**UnitEmissions: SOX: (LBS)**
533	[redacted]			
534				
535				
536				
537				
538				
539				
540				
541				
542				
543				
544				
545				
546				
547				
548				
549				
550				
551				
552				
553				
554				
555				
556				
557				
558				
559				
560				

Column	F	G	H	I
Line #	**TotVarProdCostByUnit: : ($)**	**UnitEmissions: NOX: (LBS)**	**UnitEmissions: RGGICO2: (LBS)**	**UnitEmissions: SOX: (LBS)**
561	[redacted]			
562				
563				
564				
565				
566				
567				
568				
569				
570				
571				
572				
573				
574				
575				
576				
577				
578				
579				
580				
581				
582				
583				
584				
585				
586				
587				
588				

Column	F	G	H	I
Line #	**TotVarProdCostByUnit: : ($)**	**UnitEmissions: NOX: (LBS)**	**UnitEmissions: RGGICO2: (LBS)**	**UnitEmissions: SOX: (LBS)**
589	[redacted]			
590				
591				
592				
593				
594				
595				
596				
597				
598				
599				
600				
601				
602				
603				
604				
605				
606				
607				
608				
609				
610				
611				
612				
613				
614				
615				
616				

Column	F	G	H	I
Line #	**TotVarProdCostByUnit: : ($)**	**UnitEmissions: NOX: (LBS)**	**UnitEmissions: RGGICO2: (LBS)**	**UnitEmissions: SOX: (LBS)**
617	[redacted]			
618				
619				
620				
621				
622				
623				
624				
625				
626				
627				
628				
629				
630				
631				
632				
633				
634				
635				
636				
637				
638				
639				
640				
641				
642				
643				
644				

Column	F	G	H	I
Line #	**TotVarProdCostByUnit: : ($)**	**UnitEmissions: NOX: (LBS)**	**UnitEmissions: RGGICO2: (LBS)**	**UnitEmissions: SOX: (LBS)**
645	[redacted]			
646				
647				
648				
649				
650				
651				
652				
653				
654				
655				
656				
657				
658				
659				
660				
661				
662				
663				
664				
665				
666				
667				
668				
669				
670				
671				
672				

Column	F	G	H	I
Line #	**TotVarProdCostByUnit: : ($)**	**UnitEmissions: NOX: (LBS)**	**UnitEmissions: RGGICO2: (LBS)**	**UnitEmissions: SOX: (LBS)**
673	[redacted]			
674				
675				
676				
677				
678				
679				
680				
681				
682				
683				
684				
685				
686				
687				
688				
689				
690				
691				
692				
693				
694				
695				
696				
697				
698				
699				
700				

Column	F	G	H	I
Line #	**TotVarProdCostByUnit: : ($)**	**UnitEmissions: NOX: (LBS)**	**UnitEmissions: RGGICO2: (LBS)**	**UnitEmissions: SOX: (LBS)**
701	[redacted]			
702				
703				
704				
705				
706				
707				
708				
709				
710				
711				
712				
713				
714				
715				
716				
717				
718				
719				
720				
721				
722				
723				
724				
725				
726				
727				
728				

Column	F	G	H	I
Line #	**TotVarProdCostByUnit: : ($)**	**UnitEmissions: NOX: (LBS)**	**UnitEmissions: RGGICO2: (LBS)**	**UnitEmissions: SOX: (LBS)**
729	[redacted]			
730				
731				
732				
733				
734				
735				
736				
737				
738				
739				
740				
741				
742				
743				
744				
745				
746				
747				
748				
749				
750				
751				
752				
753				
754				
755				
756				

Column	F	G	H	I
Line #	**TotVarProdCostByUnit: : ($)**	**UnitEmissions: NOX: (LBS)**	**UnitEmissions: RGGICO2: (LBS)**	**UnitEmissions: SOX: (LBS)**
757	[redacted]			
758				
759				
760				
761				
762				
763				
764				
765				
766				
767				
768				
769				
770				
771				
772				
773				
774				
775				
776				
777				
778				
779				
780				
781				
782				
783				
784				

Column	F	G	H	I
Line #	**TotVarProdCostByUnit: : ($)**	**UnitEmissions: NOX: (LBS)**	**UnitEmissions: RGGICO2: (LBS)**	**UnitEmissions: SOX: (LBS)**
785	[redacted]			
786				
787				
788				
789				
790				
791				
792				
793				
794				
795				
796				
797				
798				
799				
800				
801				
802				
803				
804				
805				
806				
807				
808				
809				
810				
811				
812				

Column	F	G	H	I
Line #	**TotVarProdCostByUnit: : ($)**	**UnitEmissions: NOX: (LBS)**	**UnitEmissions: RGGICO2: (LBS)**	**UnitEmissions: SOX: (LBS)**
813	[redacted]			
814				
815				
816				
817				
818				
819				
820				
821				
822				
823				
824				
825				
826				
827				
828				
829				
830				
831				
832				
833				
834				
835				
836				
837				
838				
839				
840				

Column	F	G	H	I
Line #	**TotVarProdCostByUnit: : ($)**	**UnitEmissions: NOX: (LBS)**	**UnitEmissions: RGGICO2: (LBS)**	**UnitEmissions: SOX: (LBS)**
841	[redacted]			
842				
843				
844				
845				
846				
847				
848				
849				
850				
851				
852				
853				
854				
855				
856				
857				
858				
859				
860				
861				
862				
863				
864				
865				
866				
867				
868				

Column	F	G	H	I
Line #	**TotVarProdCostByUnit: : ($)**	**UnitEmissions: NOX: (LBS)**	**UnitEmissions: RGGICO2: (LBS)**	**UnitEmissions: SOX: (LBS)**
869	[redacted]			
870				
871				
872				
873				
874				
875				
876				
877				
878				
879				
880				
881				
882				
883				
884				
885				
886				
887				
888				
889				
890				
891				
892				
893				
894				
895				
896				

Column	F	G	H	I
Line #	**TotVarProdCostByUnit: : ($)**	**UnitEmissions: NOX: (LBS)**	**UnitEmissions: RGGICO2: (LBS)**	**UnitEmissions: SOX: (LBS)**
897	[redacted]			
898				
899				
900				
901				
902				
903				
904				
905				
906				
907				
908				
909				
910				
911				
912				
913				
914				
915				
916				
917				
918				
919				
920				
921				
922				
923				
924				

Column	F	G	H	I
Line #	**TotVarProdCostByUnit: : ($)**	**UnitEmissions: NOX: (LBS)**	**UnitEmissions: RGGICO2: (LBS)**	**UnitEmissions: SOX: (LBS)**
925	[redacted]			
926				
927				
928				
929				
930				
931				
932				
933				
934				
935				
936				
937				
938				
939				
940				
941				
942				
943				
944				
945				
946				
947				
948				
949				
950				
951				
952				

Column	F	G	H	I
Line #	**TotVarProdCostByUnit: : ($)**	**UnitEmissions: NOX: (LBS)**	**UnitEmissions: RGGICO2: (LBS)**	**UnitEmissions: SOX: (LBS)**
953	[redacted]			
954				
955				
956				
957				
958				
959				
960				
961				
962				
963				
964				
965				
966				
967				
968				
969				
970				
971				
972				
973				
974				
975				
976				
977				
978				
979				
980				

Column	F	G	H	I
Line #	**TotVarProdCostByUnit: : ($)**	**UnitEmissions: NOX: (LBS)**	**UnitEmissions: RGGICO2: (LBS)**	**UnitEmissions: SOX: (LBS)**
981	[redacted]			
982				
983				
984				
985				
986				
987				
988				
989				
990				
991				
992				
993				
994				
995				
996				
997				
998				
999				
1000				
1001				
1002				
1003				
1004				
1005				
1006				
1007				
1008				

Column	F	G	H	I
Line #	**TotVarProdCostByUnit: : ($)**	**UnitEmissions: NOX: (LBS)**	**UnitEmissions: RGGICO2: (LBS)**	**UnitEmissions: SOX: (LBS)**
1009	[redacted]			
1010				
1011				
1012				
1013				
1014				
1015				
1016				
1017				
1018				
1019				
1020				
1021				
1022				
1023				
1024				
1025				
1026				
1027				
1028				
1029				
1030				
1031				
1032				
1033				
1034				
1035				
1036				

Column	F	G	H	I
Line #	**TotVarProdCostByUnit: : ($)**	**UnitEmissions: NOX: (LBS)**	**UnitEmissions: RGGICO2: (LBS)**	**UnitEmissions: SOX: (LBS)**
1037	[redacted]			
1038				
1039				
1040				
1041				
1042				
1043				
1044				
1045				
1046				
1047				
1048				
1049				
1050				
1051				
1052				
1053				
1054				
1055				
1056				
1057				
1058				
1059				
1060				
1061				
1062				
1063				
1064				

Column	F	G	H	I
Line #	**TotVarProdCostByUnit: : ($)**	**UnitEmissions: NOX: (LBS)**	**UnitEmissions: RGGICO2: (LBS)**	**UnitEmissions: SOX: (LBS)**
1065	[redacted]			
1066				
1067				
1068				
1069				
1070				
1071				
1072				
1073				
1074				
1075				
1076				
1077				
1078				
1079				
1080				
1081				
1082				
1083				
1084				
1085				
1086				
1087				
1088				
1089				
1090				
1091				
1092				

Column	F	G	H	I
Line #	**TotVarProdCostByUnit: : ($)**	**UnitEmissions: NOX: (LBS)**	**UnitEmissions: RGGICO2: (LBS)**	**UnitEmissions: SOX: (LBS)**
1093	[redacted]			
1094				
1095				
1096				
1097				
1098				
1099				
1100				
1101				
1102				
1103				
1104				
1105				
1106				
1107				
1108				
1109				
1110				
1111				
1112				
1113				
1114				
1115				
1116				
1117				
1118				
1119				
1120				

Column	F	G	H	I
Line #	**TotVarProdCostByUnit: : ($)**	**UnitEmissions: NOX: (LBS)**	**UnitEmissions: RGGICO2: (LBS)**	**UnitEmissions: SOX: (LBS)**
1121	[redacted]			
1122				
1123				
1124				
1125				
1126				
1127				
1128				
1129				
1130				
1131				
1132				
1133				
1134				
1135				
1136				
1137				
1138				
1139				
1140				
1141				
1142				
1143				
1144				
1145				
1146				
1147				
1148				

Column	F	G	H	I
Line #	**TotVarProdCostByUnit: : ($)**	**UnitEmissions: NOX: (LBS)**	**UnitEmissions: RGGICO2: (LBS)**	**UnitEmissions: SOX: (LBS)**
1149	[redacted]			
1150				
1151				
1152				
1153				
1154				
1155				
1156				
1157				
1158				
1159				
1160				
1161				
1162				
1163				
1164				
1165				
1166				
1167				
1168				
1169				
1170				
1171				
1172				
1173				
1174				
1175				
1176				

Column	F	G	H	I
Line #	**TotVarProdCostByUnit: : ($)**	**UnitEmissions: NOX: (LBS)**	**UnitEmissions: RGGICO2: (LBS)**	**UnitEmissions: SOX: (LBS)**
1177	[redacted]			
1178				
1179				
1180				
1181				
1182				
1183				
1184				
1185				
1186				
1187				
1188				
1189				
1190				
1191				
1192				
1193				
1194				
1195				
1196				
1197				
1198				
1199				
1200				
1201				
1202				
1203				
1204				

Column	F	G	H	I
Line #	**TotVarProdCostByUnit: : ($)**	**UnitEmissions: NOX: (LBS)**	**UnitEmissions: RGGICO2: (LBS)**	**UnitEmissions: SOX: (LBS)**
1205	[redacted]			
1206				
1207				
1208				
1209				
1210				
1211				
1212				
1213				
1214				
1215				
1216				
1217				
1218				
1219				
1220				
1221				
1222				
1223				
1224				
1225				
1226				
1227				
1228				
1229				
1230				
1231				
1232				

Column	F	G	H	I
Line #	**TotVarProdCostByUnit: : ($)**	**UnitEmissions: NOX: (LBS)**	**UnitEmissions: RGGICO2: (LBS)**	**UnitEmissions: SOX: (LBS)**
1233	[redacted]			
1234				
1235				
1236				
1237				
1238				
1239				
1240				
1241				
1242				
1243				
1244				
1245				
1246				
1247				
1248				
1249				
1250				
1251				
1252				
1253				
1254				
1255				
1256				
1257				
1258				
1259				
1260				

Column	F	G	H	I
Line #	**TotVarProdCostByUnit: : ($)**	**UnitEmissions: NOX: (LBS)**	**UnitEmissions: RGGICO2: (LBS)**	**UnitEmissions: SOX: (LBS)**
1261	[redacted]			
1262				
1263				
1264				
1265				
1266				
1267				
1268				
1269				
1270				
1271				
1272				
1273				
1274				
1275				
1276				
1277				
1278				
1279				
1280				
1281				
1282				
1283				
1284				
1285				
1286				
1287				
1288				

Column	F	G	H	I
Line #	**TotVarProdCostByUnit: : ($)**	**UnitEmissions: NOX: (LBS)**	**UnitEmissions: RGGICO2: (LBS)**	**UnitEmissions: SOX: (LBS)**
1289	[redacted]			
1290				
1291				
1292				
1293				
1294				
1295				
1296				
1297				
1298				
1299				
1300				
1301				
1302				
1303				
1304				
1305				
1306				
1307				
1308				
1309				
1310				
1311				
1312				
1313				
1314				
1315				
1316				

Column	F	G	H	I
Line #	**TotVarProdCostByUnit: : ($)**	**UnitEmissions: NOX: (LBS)**	**UnitEmissions: RGGICO2: (LBS)**	**UnitEmissions: SOX: (LBS)**
1317	[redacted]			
1318				
1319				
1320				
1321				
1322				
1323				
1324				
1325				
1326				
1327				
1328				
1329				
1330				
1331				
1332				
1333				
1334				
1335				
1336				
1337				
1338				
1339				
1340				
1341				
1342				
1343				
1344				

Column	F	G	H	I
Line #	**TotVarProdCostByUnit: : ($)**	**UnitEmissions: NOX: (LBS)**	**UnitEmissions: RGGICO2: (LBS)**	**UnitEmissions: SOX: (LBS)**
1345	[redacted]			
1346				
1347				
1348				
1349				
1350				
1351				
1352				
1353				
1354				
1355				
1356				
1357				
1358				
1359				
1360				
1361				
1362				
1363				
1364				
1365				
1366				
1367				
1368				
1369				
1370				
1371				
1372				

Column	F	G	H	I
Line #	**TotVarProdCostByUnit: : ($)**	**UnitEmissions: NOX: (LBS)**	**UnitEmissions: RGGICO2: (LBS)**	**UnitEmissions: SOX: (LBS)**
1373	[redacted]			
1374				
1375				
1376				
1377				
1378				
1379				
1380				
1381				
1382				
1383				
1384				
1385				
1386				
1387				
1388				
1389				
1390				
1391				
1392				
1393				
1394				
1395				
1396				
1397				
1398				
1399				
1400				

Column	F	G	H	I
Line #	**TotVarProdCostByUnit: : ($)**	**UnitEmissions: NOX: (LBS)**	**UnitEmissions: RGGICO2: (LBS)**	**UnitEmissions: SOX: (LBS)**
1401	[redacted]			
1402				
1403				
1404				
1405				
1406				
1407				
1408				
1409				
1410				
1411				
1412				
1413				
1414				
1415				
1416				
1417				
1418				
1419				
1420				
1421				
1422				
1423				
1424				
1425				
1426				
1427				
1428				

Column	F	G	H	I
Line #	**TotVarProdCostByUnit: : ($)**	**UnitEmissions: NOX: (LBS)**	**UnitEmissions: RGGICO2: (LBS)**	**UnitEmissions: SOX: (LBS)**
1429	[redacted]			
1430				
1431				
1432				
1433				
1434				
1435				
1436				
1437				
1438				
1439				
1440				
1441				
1442				
1443				
1444				
1445				
1446				
1447				
1448				
1449				
1450				
1451				
1452				
1453				
1454				
1455				
1456				

Column	F	G	H	I
Line #	**TotVarProdCostByUnit: : ($)**	**UnitEmissions: NOX: (LBS)**	**UnitEmissions: RGGICO2: (LBS)**	**UnitEmissions: SOX: (LBS)**
1457	[redacted]			
1458				
1459				
1460				
1461				
1462				
1463				
1464				
1465				
1466				
1467				
1468				
1469				
1470				
1471				
1472				
1473				
1474				
1475				
1476				
1477				
1478				
1479				
1480				
1481				
1482				
1483				
1484				

Column	F	G	H	I
Line #	**TotVarProdCostByUnit: : ($)**	**UnitEmissions: NOX: (LBS)**	**UnitEmissions: RGGICO2: (LBS)**	**UnitEmissions: SOX: (LBS)**
1485	[redacted]			
1486				
1487				
1488				
1489				
1490				
1491				
1492				
1493				
1494				
1495				
1496				
1497				
1498				
1499				
1500				
1501				
1502				
1503				
1504				
1505				
1506				
1507				
1508				
1509				
1510				
1511				
1512				

Column	F	G	H	I
Line #	**TotVarProdCostByUnit: : ($)**	**UnitEmissions: NOX: (LBS)**	**UnitEmissions: RGGICO2: (LBS)**	**UnitEmissions: SOX: (LBS)**
1513	[redacted]			
1514				
1515				
1516				
1517				
1518				
1519				
1520				
1521				
1522				
1523				
1524				
1525				
1526				
1527				
1528				
1529				
1530				
1531				
1532				
1533				
1534				
1535				
1536				
1537				
1538				
1539				
1540				

Column	F	G	H	I
Line #	**TotVarProdCostByUnit: : ($)**	**UnitEmissions: NOX: (LBS)**	**UnitEmissions: RGGICO2: (LBS)**	**UnitEmissions: SOX: (LBS)**
1541	[redacted]			
1542				
1543				
1544				
1545				
1546				
1547				
1548				
1549				
1550				
1551				
1552				
1553				
1554				
1555				
1556				
1557				
1558				
1559				
1560				
1561				
1562				
1563				
1564				
1565				
1566				
1567				
1568				

Column	F	G	H	I
Line #	**TotVarProdCostByUnit: : ($)**	**UnitEmissions: NOX: (LBS)**	**UnitEmissions: RGGICO2: (LBS)**	**UnitEmissions: SOX: (LBS)**
1569	[redacted]			
1570				
1571				
1572				
1573				
1574				
1575				
1576				
1577				
1578				
1579				
1580				
1581				
1582				
1583				
1584				
1585				
1586				
1587				
1588				
1589				
1590				
1591				
1592				
1593				
1594				
1595				
1596				

Column	F	G	H	I
Line #	**TotVarProdCostByUnit: : ($)**	**UnitEmissions: NOX: (LBS)**	**UnitEmissions: RGGICO2: (LBS)**	**UnitEmissions: SOX: (LBS)**
1597	[redacted]			
1598				
1599				
1600				
1601				
1602				
1603				
1604				
1605				
1606				
1607				
1608				
1609				
1610				
1611				
1612				
1613				
1614				
1615				
1616				
1617				
1618				
1619				
1620				
1621				
1622				
1623				
1624				

Column	F	G	H	I
Line #	**TotVarProdCostByUnit: : ($)**	**UnitEmissions: NOX: (LBS)**	**UnitEmissions: RGGICO2: (LBS)**	**UnitEmissions: SOX: (LBS)**
1625	[redacted]			
1626				
1627				
1628				
1629				
1630				
1631				
1632				
1633				
1634				
1635				
1636				
1637				
1638				
1639				
1640				
1641				
1642				
1643				
1644				
1645				
1646				
1647				
1648				
1649				
1650				
1651				
1652				

Column	F	G	H	I
Line #	**TotVarProdCostByUnit: : ($)**	**UnitEmissions: NOX: (LBS)**	**UnitEmissions: RGGICO2: (LBS)**	**UnitEmissions: SOX: (LBS)**
1653	[redacted]			
1654				
1655				
1656				
1657				
1658				
1659				
1660				
1661				
1662				
1663				
1664				
1665				
1666				
1667				
1668				
1669				
1670				
1671				
1672				
1673				
1674				
1675				
1676				
1677				
1678				
1679				
1680				

Column	F	G	H	I
Line #	**TotVarProdCostByUnit: : ($)**	**UnitEmissions: NOX: (LBS)**	**UnitEmissions: RGGICO2: (LBS)**	**UnitEmissions: SOX: (LBS)**
1681	[redacted]			
1682				
1683				
1684				
1685				
1686				
1687				
1688				
1689				
1690				
1691				
1692				
1693				
1694				
1695				
1696				
1697				
1698				
1699				
1700				
1701				
1702				
1703				
1704				
1705				
1706				
1707				
1708				

Column	F	G	H	I
Line #	**TotVarProdCostByUnit: : ($)**	**UnitEmissions: NOX: (LBS)**	**UnitEmissions: RGGICO2: (LBS)**	**UnitEmissions: SOX: (LBS)**
1709	[redacted]			
1710				
1711				
1712				
1713				
1714				
1715				
1716				
1717				
1718				
1719				
1720				
1721				
1722				
1723				
1724				
1725				
1726				
1727				
1728				
1729				
1730				
1731				
1732				
1733				
1734				
1735				
1736				

Column	F	G	H	I
Line #	**TotVarProdCostByUnit: : ($)**	**UnitEmissions: NOX: (LBS)**	**UnitEmissions: RGGICO2: (LBS)**	**UnitEmissions: SOX: (LBS)**
1737	[redacted]			
1738				
1739				
1740				
1741				
1742				
1743				
1744				
1745				
1746				
1747				
1748				
1749				
1750				
1751				
1752				
1753				
1754				
1755				
1756				
1757				
1758				
1759				
1760				
1761				
1762				
1763				
1764				

Column	F	G	H	I
Line #	**TotVarProdCostByUnit: : ($)**	**UnitEmissions: NOX: (LBS)**	**UnitEmissions: RGGICO2: (LBS)**	**UnitEmissions: SOX: (LBS)**
1765	[redacted]			
1766				
1767				
1768				
1769				
1770				
1771				
1772				
1773				
1774				
1775				
1776				
1777				
1778				
1779				
1780				
1781				
1782				
1783				
1784				
1785				
1786				
1787				
1788				
1789				
1790				
1791				
1792				

Column	F	G	H	I
Line #	**TotVarProdCostByUnit: : ($)**	**UnitEmissions: NOX: (LBS)**	**UnitEmissions: RGGICO2: (LBS)**	**UnitEmissions: SOX: (LBS)**
1793	[redacted]			
1794				
1795				
1796				
1797				
1798				
1799				
1800				
1801				
1802				
1803				
1804				
1805				
1806				
1807				
1808				
1809				
1810				
1811				
1812				
1813				
1814				
1815				
1816				
1817				
1818				
1819				
1820				

Column	F	G	H	I
Line #	**TotVarProdCostByUnit: : ($)**	**UnitEmissions: NOX: (LBS)**	**UnitEmissions: RGGICO2: (LBS)**	**UnitEmissions: SOX: (LBS)**
1821	[redacted]			
1822				
1823				
1824				
1825				
1826				
1827				
1828				
1829				
1830				
1831				
1832				
1833				
1834				
1835				
1836				
1837				
1838				
1839				
1840				
1841				
1842				
1843				
1844				
1845				
1846				
1847				
1848				

Column	F	G	H	I
Line #	**TotVarProdCostByUnit: : ($)**	**UnitEmissions: NOX: (LBS)**	**UnitEmissions: RGGICO2: (LBS)**	**UnitEmissions: SOX: (LBS)**
1849	[redacted]			
1850				
1851				
1852				
1853				
1854				
1855				
1856				
1857				
1858				
1859				
1860				
1861				
1862				
1863				
1864				
1865				
1866				
1867				
1868				
1869				
1870				
1871				
1872				
1873				
1874				
1875				
1876				

Column	F	G	H	I
Line #	**TotVarProdCostByUnit: : ($)**	**UnitEmissions: NOX: (LBS)**	**UnitEmissions: RGGICO2: (LBS)**	**UnitEmissions: SOX: (LBS)**
1877	[redacted]			
1878				
1879				
1880				
1881				
1882				
1883				
1884				
1885				
1886				
1887				
1888				
1889				
1890				
1891				
1892				
1893				
1894				
1895				
1896				
1897				
1898				
1899				
1900				
1901				
1902				
1903				
1904				

Column	F	G	H	I
Line #	**TotVarProdCostByUnit: : ($)**	**UnitEmissions: NOX: (LBS)**	**UnitEmissions: RGGICO2: (LBS)**	**UnitEmissions: SOX: (LBS)**
1905	[redacted]			
1906				
1907				
1908				
1909				
1910				
1911				
1912				
1913				
1914				
1915				
1916				
1917				
1918				
1919				
1920				
1921				
1922				
1923				
1924				
1925				
1926				
1927				
1928				
1929				
1930				
1931				
1932				

Column	F	G	H	I
Line #	**TotVarProdCostByUnit: : ($)**	**UnitEmissions: NOX: (LBS)**	**UnitEmissions: RGGICO2: (LBS)**	**UnitEmissions: SOX: (LBS)**
1933	[redacted]			
1934				
1935				
1936				
1937				
1938				
1939				
1940				
1941				
1942				
1943				
1944				
1945				
1946				
1947				
1948				
1949				
1950				
1951				
1952				
1953				
1954				
1955				
1956				
1957				
1958				
1959				
1960				

Column	F	G	H	I
Line #	**TotVarProdCostByUnit: : ($)**	**UnitEmissions: NOX: (LBS)**	**UnitEmissions: RGGICO2: (LBS)**	**UnitEmissions: SOX: (LBS)**
1961	[redacted]			
1962				
1963				
1964				
1965				
1966				
1967				
1968				
1969				
1970				
1971				
1972				
1973				
1974				
1975				
1976				
1977				
1978				
1979				
1980				
1981				
1982				
1983				
1984				
1985				
1986				
1987				
1988				

Column	F	G	H	I
Line #	**TotVarProdCostByUnit: : ($)**	**UnitEmissions: NOX: (LBS)**	**UnitEmissions: RGGICO2: (LBS)**	**UnitEmissions: SOX: (LBS)**
1989	[redacted]			
1990				
1991				
1992				
1993				
1994				
1995				
1996				
1997				
1998				
1999				
2000				
2001				
2002				
2003				
2004				
2005				
2006				
2007				
2008				
2009				
2010				
2011				
2012				
2013				
2014				
2015				
2016				

Column	F	G	H	I
Line #	**TotVarProdCostByUnit: : ($)**	**UnitEmissions: NOX: (LBS)**	**UnitEmissions: RGGICO2: (LBS)**	**UnitEmissions: SOX: (LBS)**
2017	[redacted]			
2018				
2019				
2020				
2021				
2022				
2023				
2024				
2025				
2026				
2027				
2028				
2029				
2030				
2031				
2032				
2033				
2034				
2035				
2036				
2037				
2038				
2039				
2040				
2041				
2042				
2043				
2044				

Column	F	G	H	I
Line #	**TotVarProdCostByUnit: : ($)**	**UnitEmissions: NOX: (LBS)**	**UnitEmissions: RGGICO2: (LBS)**	**UnitEmissions: SOX: (LBS)**
2045	[redacted]			
2046				
2047				
2048				
2049				
2050				
2051				
2052				
2053				
2054				
2055				
2056				
2057				
2058				
2059				
2060				
2061				
2062				
2063				
2064				
2065				
2066				
2067				
2068				
2069				
2070				
2071				
2072				

Column	F	G	H	I
Line #	**TotVarProdCostByUnit: : ($)**	**UnitEmissions: NOX: (LBS)**	**UnitEmissions: RGGICO2: (LBS)**	**UnitEmissions: SOX: (LBS)**
2073	[redacted]			
2074				
2075				
2076				
2077				
2078				
2079				
2080				
2081				
2082				
2083				
2084				
2085				
2086				
2087				
2088				
2089				
2090				
2091				
2092				
2093				
2094				
2095				
2096				
2097				
2098				
2099				
2100				

Column	F	G	H	I
Line #	**TotVarProdCostByUnit: : ($)**	**UnitEmissions: NOX: (LBS)**	**UnitEmissions: RGGICO2: (LBS)**	**UnitEmissions: SOX: (LBS)**
2101	[redacted]			
2102				
2103				
2104				
2105				
2106				
2107				
2108				
2109				
2110				
2111				
2112				
2113				
2114				
2115				
2116				
2117				
2118				
2119				
2120				
2121				
2122				
2123				
2124				
2125				
2126				
2127				
2128				

Column	F	G	H	I
Line #	**TotVarProdCostByUnit: : ($)**	**UnitEmissions: NOX: (LBS)**	**UnitEmissions: RGGICO2: (LBS)**	**UnitEmissions: SOX: (LBS)**
2129	[redacted]			
2130				
2131				
2132				
2133				
2134				
2135				
2136				
2137				
2138				
2139				
2140				
2141				
2142				
2143				
2144				
2145				
2146				
2147				
2148				
2149				
2150				
2151				
2152				
2153				
2154				
2155				
2156				

Column	F	G	H	I
Line #	**TotVarProdCostByUnit: : ($)**	**UnitEmissions: NOX: (LBS)**	**UnitEmissions: RGGICO2: (LBS)**	**UnitEmissions: SOX: (LBS)**
2157	[redacted]			
2158				
2159				
2160				
2161				
2162				
2163				
2164				
2165				
2166				
2167				
2168				
2169				
2170				
2171				
2172				
2173				
2174				
2175				
2176				
2177				
2178				
2179				
2180				
2181				
2182				
2183				
2184				

Column	F	G	H	I
Line #	**TotVarProdCostByUnit: : ($)**	**UnitEmissions: NOX: (LBS)**	**UnitEmissions: RGGICO2: (LBS)**	**UnitEmissions: SOX: (LBS)**
2185	[redacted]			
2186				
2187				
2188				
2189				
2190				
2191				
2192				
2193				
2194				
2195				
2196				
2197				
2198				
2199				
2200				
2201				
2202				
2203				
2204				
2205				
2206				
2207				
2208				
2209				
2210				
2211				
2212				

Column	F	G	H	I
Line #	**TotVarProdCostByUnit: : ($)**	**UnitEmissions: NOX: (LBS)**	**UnitEmissions: RGGICO2: (LBS)**	**UnitEmissions: SOX: (LBS)**
2213	[redacted]			
2214				
2215				
2216				
2217				
2218				
2219				
2220				
2221				
2222				
2223				
2224				
2225				
2226				
2227				
2228				
2229				
2230				
2231				
2232				
2233				
2234				
2235				
2236				
2237				
2238				
2239				
2240				

Column	F	G	H	I
Line #	**TotVarProdCostByUnit: : ($)**	**UnitEmissions: NOX: (LBS)**	**UnitEmissions: RGGICO2: (LBS)**	**UnitEmissions: SOX: (LBS)**
2241	[redacted]			
2242				
2243				
2244				
2245				
2246				
2247				
2248				
2249				
2250				
2251				
2252				
2253				
2254				
2255				
2256				
2257				
2258				
2259				
2260				
2261				
2262				
2263				
2264				
2265				
2266				
2267				
2268				

Column	F	G	H	I
Line #	**TotVarProdCostByUnit: : ($)**	**UnitEmissions: NOX: (LBS)**	**UnitEmissions: RGGICO2: (LBS)**	**UnitEmissions: SOX: (LBS)**
2269	[redacted]			
2270				
2271				
2272				
2273				
2274				
2275				
2276				
2277				
2278				
2279				
2280				
2281				
2282				
2283				
2284				
2285				
2286				
2287				
2288				
2289				
2290				
2291				
2292				
2293				
2294				
2295				
2296				

Column	F	G	H	I
Line #	**TotVarProdCostByUnit: : ($)**	**UnitEmissions: NOX: (LBS)**	**UnitEmissions: RGGICO2: (LBS)**	**UnitEmissions: SOX: (LBS)**
2297	[redacted]			
2298				
2299				
2300				
2301				
2302				
2303				
2304				
2305				
2306				
2307				
2308				
2309				
2310				
2311				
2312				
2313				
2314				
2315				
2316				
2317				
2318				
2319				
2320				
2321				
2322				
2323				
2324				

Column	F	G	H	I
Line #	**TotVarProdCostByUnit: : ($)**	**UnitEmissions: NOX: (LBS)**	**UnitEmissions: RGGICO2: (LBS)**	**UnitEmissions: SOX: (LBS)**
2325	[redacted]			
2326				
2327				
2328				
2329				
2330				
2331				
2332				
2333				
2334				
2335				
2336				
2337				
2338				
2339				
2340				
2341				
2342				
2343				
2344				
2345				
2346				
2347				
2348				
2349				
2350				
2351				
2352				

Column	F	G	H	I
Line #	**TotVarProdCostByUnit: : ($)**	**UnitEmissions: NOX: (LBS)**	**UnitEmissions: RGGICO2: (LBS)**	**UnitEmissions: SOX: (LBS)**
2353	[redacted]			
2354				
2355				
2356				
2357				
2358				
2359				
2360				
2361				
2362				
2363				
2364				
2365				
2366				
2367				
2368				
2369				
2370				
2371				
2372				
2373				
2374				
2375				
2376				
2377				
2378				
2379				
2380				

Column	F	G	H	I
Line #	**TotVarProdCostByUnit: : ($)**	**UnitEmissions: NOX: (LBS)**	**UnitEmissions: RGGICO2: (LBS)**	**UnitEmissions: SOX: (LBS)**
2381	[redacted]			
2382				
2383				
2384				
2385				
2386				
2387				
2388				
2389				
2390				
2391				
2392				
2393				
2394				
2395				
2396				
2397				
2398				
2399				
2400				
2401				
2402				
2403				
2404				
2405				
2406				
2407				
2408				

Column	F	G	H	I
Line #	**TotVarProdCostByUnit: : ($)**	**UnitEmissions: NOX: (LBS)**	**UnitEmissions: RGGICO2: (LBS)**	**UnitEmissions: SOX: (LBS)**
2409	[redacted]			
2410				
2411				
2412				
2413				
2414				
2415				
2416				
2417				
2418				
2419				
2420				
2421				
2422				
2423				
2424				
2425				
2426				
2427				
2428				
2429				
2430				
2431				
2432				
2433				
2434				
2435				
2436				

Column	F	G	H	I
Line #	**TotVarProdCostByUnit: : ($)**	**UnitEmissions: NOX: (LBS)**	**UnitEmissions: RGGICO2: (LBS)**	**UnitEmissions: SOX: (LBS)**
2437	[redacted]			
2438				
2439				
2440				
2441				
2442				
2443				
2444				
2445				
2446				
2447				
2448				
2449				
2450				
2451				
2452				
2453				
2454				
2455				
2456				
2457				
2458				
2459				
2460				
2461				
2462				
2463				
2464				

Column	F	G	H	I
Line #	**TotVarProdCostByUnit: : ($)**	**UnitEmissions: NOX: (LBS)**	**UnitEmissions: RGGICO2: (LBS)**	**UnitEmissions: SOX: (LBS)**
2465	[redacted]			
2466				
2467				
2468				
2469				
2470				
2471				
2472				
2473				
2474				
2475				
2476				
2477				
2478				
2479				
2480				
2481				
2482				
2483				
2484				
2485				
2486				
2487				
2488				
2489				
2490				
2491				
2492				

Column	F	G	H	I
Line #	**TotVarProdCostByUnit: : ($)**	**UnitEmissions: NOX: (LBS)**	**UnitEmissions: RGGICO2: (LBS)**	**UnitEmissions: SOX: (LBS)**
2493	[redacted]			
2494				
2495				
2496				
2497				
2498				
2499				
2500				
2501				
2502				
2503				
2504				
2505				
2506				
2507				
2508				
2509				
2510				
2511				
2512				
2513				
2514				
2515				
2516				
2517				
2518				
2519				
2520				

Column	F	G	H	I
Line #	**TotVarProdCostByUnit: : ($)**	**UnitEmissions: NOX: (LBS)**	**UnitEmissions: RGGICO2: (LBS)**	**UnitEmissions: SOX: (LBS)**
2521	[redacted]			
2522				
2523				
2524				
2525				
2526				
2527				
2528				
2529				
2530				
2531				
2532				
2533				
2534				
2535				
2536				
2537				
2538				
2539				
2540				
2541				
2542				
2543				
2544				
2545				
2546				
2547				
2548				

Column	F	G	H	I
Line #	**TotVarProdCostByUnit: : ($)**	**UnitEmissions: NOX: (LBS)**	**UnitEmissions: RGGICO2: (LBS)**	**UnitEmissions: SOX: (LBS)**
2549	[redacted]			
2550				
2551				
2552				
2553				
2554				
2555				
2556				
2557				
2558				
2559				
2560				
2561				
2562				
2563				
2564				
2565				
2566				
2567				
2568				
2569				
2570				
2571				
2572				
2573				
2574				
2575				
2576				

Column	F	G	H	I
Line #	**TotVarProdCostByUnit: : ($)**	**UnitEmissions: NOX: (LBS)**	**UnitEmissions: RGGICO2: (LBS)**	**UnitEmissions: SOX: (LBS)**
2577	[redacted]			
2578				
2579				
2580				
2581				
2582				
2583				
2584				
2585				
2586				
2587				
2588				
2589				
2590				
2591				
2592				
2593				
2594				
2595				
2596				
2597				
2598				
2599				
2600				
2601				
2602				
2603				
2604				

Column	F	G	H	I
Line #	**TotVarProdCostByUnit: : ($)**	**UnitEmissions: NOX: (LBS)**	**UnitEmissions: RGGICO2: (LBS)**	**UnitEmissions: SOX: (LBS)**
2605	[redacted]			
2606				
2607				
2608				
2609				
2610				
2611				
2612				
2613				
2614				
2615				
2616				
2617				
2618				
2619				
2620				
2621				
2622				
2623				
2624				
2625				
2626				
2627				
2628				
2629				
2630				
2631				
2632				

Column	F	G	H	I
Line #	**TotVarProdCostByUnit: : ($)**	**UnitEmissions: NOX: (LBS)**	**UnitEmissions: RGGICO2: (LBS)**	**UnitEmissions: SOX: (LBS)**
2633	[redacted]			
2634				
2635				
2636				
2637				
2638				
2639				
2640				
2641				
2642				
2643				
2644				
2645				
2646				
2647				
2648				
2649				
2650				
2651				
2652				
2653				
2654				
2655				
2656				
2657				
2658				
2659				
2660				

Column	F	G	H	I
Line #	**TotVarProdCostByUnit: : ($)**	**UnitEmissions: NOX: (LBS)**	**UnitEmissions: RGGICO2: (LBS)**	**UnitEmissions: SOX: (LBS)**
2661	[redacted]			
2662				
2663				
2664				
2665				
2666				
2667				
2668				
2669				
2670				
2671				
2672				
2673				
2674				
2675				
2676				
2677				
2678				
2679				
2680				
2681				
2682				
2683				
2684				
2685				
2686				
2687				
2688				

Column	F	G	H	I
Line #	**TotVarProdCostByUnit: : ($)**	**UnitEmissions: NOX: (LBS)**	**UnitEmissions: RGGICO2: (LBS)**	**UnitEmissions: SOX: (LBS)**
2689	[redacted]			
2690				
2691				
2692				
2693				
2694				
2695				
2696				
2697				
2698				
2699				
2700				
2701				
2702				
2703				
2704				
2705				
2706				
2707				
2708				
2709				
2710				
2711				
2712				
2713				
2714				
2715				
2716				

Column	F	G	H	I
Line #	**TotVarProdCostByUnit: : ($)**	**UnitEmissions: NOX: (LBS)**	**UnitEmissions: RGGICO2: (LBS)**	**UnitEmissions: SOX: (LBS)**
2717	[redacted]			
2718				
2719				
2720				
2721				
2722				
2723				
2724				
2725				
2726				
2727				
2728				
2729				
2730				
2731				
2732				
2733				
2734				
2735				
2736				
2737				
2738				
2739				
2740				
2741				
2742				
2743				
2744				

Column	F	G	H	I
Line #	**TotVarProdCostByUnit: : ($)**	**UnitEmissions: NOX: (LBS)**	**UnitEmissions: RGGICO2: (LBS)**	**UnitEmissions: SOX: (LBS)**
2745	[redacted]			
2746				
2747				
2748				
2749				
2750				
2751				
2752				
2753				
2754				
2755				
2756				
2757				
2758				
2759				
2760				
2761				
2762				
2763				
2764				
2765				
2766				
2767				
2768				
2769				
2770				
2771				
2772				

Column	F	G	H	I
Line #	**TotVarProdCostByUnit: : ($)**	**UnitEmissions: NOX: (LBS)**	**UnitEmissions: RGGICO2: (LBS)**	**UnitEmissions: SOX: (LBS)**
2773	[redacted]			
2774				
2775				
2776				
2777				
2778				
2779				
2780				
2781				
2782				
2783				
2784				
2785				
2786				
2787				
2788				
2789				
2790				
2791				
2792				
2793				
2794				
2795				
2796				
2797				
2798				
2799				
2800				

Column	F	G	H	I
Line #	**TotVarProdCostByUnit: : ($)**	**UnitEmissions: NOX: (LBS)**	**UnitEmissions: RGGICO2: (LBS)**	**UnitEmissions: SOX: (LBS)**
2801	[redacted]			
2802				
2803				
2804				
2805				
2806				
2807				
2808				
2809				
2810				
2811				
2812				
2813				
2814				
2815				
2816				
2817				
2818				
2819				
2820				
2821				
2822				
2823				
2824				
2825				
2826				
2827				
2828				

Column	F	G	H	I
Line #	**TotVarProdCostByUnit: : ($)**	**UnitEmissions: NOX: (LBS)**	**UnitEmissions: RGGICO2: (LBS)**	**UnitEmissions: SOX: (LBS)**
2829	[redacted]			
2830				
2831				
2832				
2833				
2834				
2835				
2836				
2837				
2838				
2839				
2840				
2841				
2842				
2843				
2844				
2845				
2846				
2847				
2848				
2849				
2850				
2851				
2852				
2853				
2854				
2855				
2856				

Column	F	G	H	I
Line #	**TotVarProdCostByUnit: : ($)**	**UnitEmissions: NOX: (LBS)**	**UnitEmissions: RGGICO2: (LBS)**	**UnitEmissions: SOX: (LBS)**
2857	[redacted]			
2858				
2859				
2860				
2861				
2862				
2863				
2864				
2865				
2866				
2867				
2868				
2869				
2870				
2871				
2872				
2873				
2874				
2875				
2876				
2877				
2878				
2879				
2880				
2881				
2882				
2883				
2884				

Column	F	G	H	I
Line #	**TotVarProdCostByUnit: : ($)**	**UnitEmissions: NOX: (LBS)**	**UnitEmissions: RGGICO2: (LBS)**	**UnitEmissions: SOX: (LBS)**
2885	[redacted]			
2886				
2887				
2888				
2889				
2890				
2891				
2892				
2893				
2894				
2895				
2896				
2897				
2898				
2899				
2900				
2901				
2902				
2903				
2904				
2905				
2906				
2907				
2908				
2909				
2910				
2911				
2912				

Column	F	G	H	I
Line #	**TotVarProdCostByUnit: : ($)**	**UnitEmissions: NOX: (LBS)**	**UnitEmissions: RGGICO2: (LBS)**	**UnitEmissions: SOX: (LBS)**
2913	[redacted]			
2914				
2915				
2916				
2917				
2918				
2919				
2920				
2921				
2922				
2923				
2924				
2925				
2926				
2927				
2928				
2929				
2930				
2931				
2932				
2933				
2934				
2935				
2936				
2937				
2938				
2939				
2940				

Column	F	G	H	I
Line #	**TotVarProdCostByUnit: : ($)**	**UnitEmissions: NOX: (LBS)**	**UnitEmissions: RGGICO2: (LBS)**	**UnitEmissions: SOX: (LBS)**
2941	[redacted]			
2942				
2943				
2944				
2945				
2946				
2947				
2948				
2949				
2950				
2951				
2952				
2953				
2954				
2955				
2956				
2957				
2958				
2959				
2960				
2961				
2962				
2963				
2964				
2965				
2966				
2967				
2968				

Column	F	G	H	I
Line #	**TotVarProdCostByUnit: : ($)**	**UnitEmissions: NOX: (LBS)**	**UnitEmissions: RGGICO2: (LBS)**	**UnitEmissions: SOX: (LBS)**
2969	[redacted]			
2970				
2971				
2972				
2973				
2974				
2975				
2976				
2977				
2978				
2979				
2980				
2981				
2982				
2983				
2984				
2985				
2986				
2987				
2988				
2989				
2990				
2991				
2992				
2993				
2994				
2995				
2996				

Column	F	G	H	I
Line #	**TotVarProdCostByUnit: : ($)**	**UnitEmissions: NOX: (LBS)**	**UnitEmissions: RGGICO2: (LBS)**	**UnitEmissions: SOX: (LBS)**
2997	[redacted]			
2998				
2999				
3000				
3001				
3002				
3003				
3004				
3005				
3006				
3007				
3008				
3009				
3010				
3011				
3012				
3013				
3014				
3015				
3016				
3017				
3018				
3019				
3020				
3021				
3022				
3023				
3024				

Column	F	G	H	I
Line #	**TotVarProdCostByUnit: : ($)**	**UnitEmissions: NOX: (LBS)**	**UnitEmissions: RGGICO2: (LBS)**	**UnitEmissions: SOX: (LBS)**
3025	[redacted]			
3026				
3027				
3028				
3029				
3030				
3031				
3032				
3033				
3034				
3035				
3036				
3037				
3038				
3039				
3040				
3041				
3042				
3043				
3044				
3045				
3046				
3047				
3048				
3049				
3050				
3051				
3052				

Column	F	G	H	I
Line #	**TotVarProdCostByUnit: : ($)**	**UnitEmissions: NOX: (LBS)**	**UnitEmissions: RGGICO2: (LBS)**	**UnitEmissions: SOX: (LBS)**
3053	[redacted]			
3054				
3055				
3056				
3057				
3058				
3059				
3060				
3061				
3062				
3063				
3064				
3065				
3066				
3067				
3068				
3069				
3070				
3071				
3072				
3073				
3074				
3075				
3076				
3077				
3078				
3079				
3080				

Column	F	G	H	I
Line #	**TotVarProdCostByUnit: : ($)**	**UnitEmissions: NOX: (LBS)**	**UnitEmissions: RGGICO2: (LBS)**	**UnitEmissions: SOX: (LBS)**
3081	[redacted]			
3082				
3083				
3084				
3085				
3086				
3087				
3088				
3089				
3090				
3091				
3092				
3093				
3094				
3095				
3096				
3097				
3098				
3099				
3100				
3101				
3102				
3103				
3104				
3105				
3106				
3107				
3108				

Column	F	G	H	I
Line #	**TotVarProdCostByUnit: : ($)**	**UnitEmissions: NOX: (LBS)**	**UnitEmissions: RGGICO2: (LBS)**	**UnitEmissions: SOX: (LBS)**
3109	[redacted]			
3110				
3111				
3112				
3113				
3114				
3115				
3116				
3117				
3118				
3119				
3120				
3121				
3122				
3123				
3124				
3125				
3126				
3127				
3128				
3129				
3130				
3131				
3132				
3133				
3134				
3135				
3136				

Column	F	G	H	I
Line #	**TotVarProdCostByUnit: : ($)**	**UnitEmissions: NOX: (LBS)**	**UnitEmissions: RGGICO2: (LBS)**	**UnitEmissions: SOX: (LBS)**
3137	[redacted]			
3138				
3139				
3140				
3141				
3142				
3143				
3144				
3145				
3146				
3147				
3148				
3149				
3150				
3151				
3152				
3153				
3154				
3155				
3156				
3157				
3158				
3159				
3160				
3161				
3162				
3163				
3164				

Column	F	G	H	I
Line #	**TotVarProdCostByUnit: : ($)**	**UnitEmissions: NOX: (LBS)**	**UnitEmissions: RGGICO2: (LBS)**	**UnitEmissions: SOX: (LBS)**
3165	[redacted]			
3166				
3167				
3168				
3169				
3170				
3171				
3172				
3173				
3174				
3175				
3176				
3177				
3178				
3179				
3180				
3181				
3182				
3183				
3184				
3185				
3186				
3187				
3188				
3189				
3190				
3191				
3192				

Column	F	G	H	I
Line #	**TotVarProdCostByUnit: : ($)**	**UnitEmissions: NOX: (LBS)**	**UnitEmissions: RGGICO2: (LBS)**	**UnitEmissions: SOX: (LBS)**
3193	[redacted]			
3194				
3195				
3196				
3197				
3198				
3199				
3200				
3201				
3202				
3203				
3204				
3205				
3206				
3207				
3208				
3209				
3210				
3211				
3212				
3213				
3214				
3215				
3216				
3217				
3218				
3219				
3220				

Column	F	G	H	I
Line #	**TotVarProdCostByUnit: : ($)**	**UnitEmissions: NOX: (LBS)**	**UnitEmissions: RGGICO2: (LBS)**	**UnitEmissions: SOX: (LBS)**
3221	[redacted]			
3222				
3223				
3224				
3225				
3226				
3227				
3228				
3229				
3230				
3231				
3232				
3233				
3234				
3235				
3236				
3237				
3238				
3239				
3240				
3241				
3242				
3243				
3244				
3245				
3246				
3247				
3248				

Column	F	G	H	I
Line #	**TotVarProdCostByUnit: : ($)**	**UnitEmissions: NOX: (LBS)**	**UnitEmissions: RGGICO2: (LBS)**	**UnitEmissions: SOX: (LBS)**
3249	[redacted]			
3250				
3251				
3252				
3253				
3254				
3255				
3256				
3257				
3258				
3259				
3260				
3261				
3262				
3263				
3264				
3265				
3266				
3267				
3268				
3269				
3270				
3271				
3272				
3273				
3274				
3275				
3276				

Column	F	G	H	I
Line #	**TotVarProdCostByUnit: : ($)**	**UnitEmissions: NOX: (LBS)**	**UnitEmissions: RGGICO2: (LBS)**	**UnitEmissions: SOX: (LBS)**
3277	[redacted]			
3278				
3279				
3280				
3281				
3282				
3283				
3284				
3285				
3286				
3287				
3288				
3289				
3290				
3291				
3292				
3293				
3294				
3295				
3296				
3297				
3298				
3299				
3300				
3301				
3302				
3303				
3304				

Column	F	G	H	I
Line #	**TotVarProdCostByUnit: : ($)**	**UnitEmissions: NOX: (LBS)**	**UnitEmissions: RGGICO2: (LBS)**	**UnitEmissions: SOX: (LBS)**
3305	[redacted]			
3306				
3307				
3308				
3309				
3310				
3311				
3312				
3313				
3314				
3315				
3316				
3317				
3318				
3319				
3320				
3321				
3322				
3323				
3324				
3325				
3326				
3327				
3328				
3329				
3330				
3331				
3332				

Column	F	G	H	I
Line #	**TotVarProdCostByUnit: : ($)**	**UnitEmissions: NOX: (LBS)**	**UnitEmissions: RGGICO2: (LBS)**	**UnitEmissions: SOX: (LBS)**
3333	[redacted]			
3334				
3335				
3336				
3337				
3338				
3339				
3340				
3341				
3342				
3343				
3344				
3345				
3346				
3347				
3348				
3349				
3350				
3351				
3352				
3353				
3354				
3355				
3356				
3357				
3358				
3359				
3360				

Column	F	G	H	I
Line #	**TotVarProdCostByUnit: : ($)**	**UnitEmissions: NOX: (LBS)**	**UnitEmissions: RGGICO2: (LBS)**	**UnitEmissions: SOX: (LBS)**
3361	[redacted]			
3362				
3363				
3364				
3365				
3366				
3367				
3368				
3369				
3370				
3371				
3372				
3373				
3374				
3375				
3376				
3377				
3378				
3379				
3380				
3381				
3382				
3383				
3384				
3385				
3386				
3387				
3388				

Column	F	G	H	I
Line #	**TotVarProdCostByUnit: : ($)**	**UnitEmissions: NOX: (LBS)**	**UnitEmissions: RGGICO2: (LBS)**	**UnitEmissions: SOX: (LBS)**
3389	[redacted]			
3390				
3391				
3392				
3393				
3394				
3395				
3396				
3397				
3398				
3399				
3400				
3401				
3402				
3403				
3404				
3405				
3406				
3407				
3408				
3409				
3410				
3411				
3412				
3413				
3414				
3415				
3416				

Column	F	G	H	I
Line #	**TotVarProdCostByUnit: : ($)**	**UnitEmissions: NOX: (LBS)**	**UnitEmissions: RGGICO2: (LBS)**	**UnitEmissions: SOX: (LBS)**
3417	[redacted]			
3418				
3419				
3420				
3421				
3422				
3423				
3424				
3425				
3426				
3427				
3428				
3429				
3430				
3431				
3432				
3433				
3434				
3435				
3436				
3437				
3438				
3439				
3440				
3441				
3442				
3443				
3444				

Column	F	G	H	I
Line #	**TotVarProdCostByUnit: : ($)**	**UnitEmissions: NOX: (LBS)**	**UnitEmissions: RGGICO2: (LBS)**	**UnitEmissions: SOX: (LBS)**
3445	[redacted]			
3446				
3447				
3448				
3449				
3450				
3451				
3452				
3453				
3454				
3455				
3456				
3457				
3458				
3459				
3460				
3461				
3462				
3463				
3464				
3465				
3466				
3467				
3468				
3469				
3470				
3471				
3472				

Column	F	G	H	I
Line #	**TotVarProdCostByUnit: : ($)**	**UnitEmissions: NOX: (LBS)**	**UnitEmissions: RGGICO2: (LBS)**	**UnitEmissions: SOX: (LBS)**
3473	[redacted]			
3474				
3475				
3476				
3477				
3478				
3479				
3480				
3481				
3482				
3483				
3484				
3485				
3486				
3487				
3488				
3489				
3490				
3491				
3492				
3493				
3494				
3495				
3496				
3497				
3498				
3499				
3500				

Column	F	G	H	I
Line #	**TotVarProdCostByUnit: : ($)**	**UnitEmissions: NOX: (LBS)**	**UnitEmissions: RGGICO2: (LBS)**	**UnitEmissions: SOX: (LBS)**
3501	[redacted]			
3502				
3503				
3504				
3505				
3506				
3507				
3508				
3509				
3510				
3511				
3512				
3513				
3514				
3515				
3516				
3517				
3518				
3519				
3520				
3521				
3522				
3523				
3524				
3525				
3526				
3527				
3528				

Column	F	G	H	I
Line #	**TotVarProdCostByUnit: : ($)**	**UnitEmissions: NOX: (LBS)**	**UnitEmissions: RGGICO2: (LBS)**	**UnitEmissions: SOX: (LBS)**
3529	[redacted]			
3530				
3531				
3532				
3533				
3534				
3535				
3536				
3537				
3538				
3539				
3540				
3541				
3542				
3543				
3544				
3545				
3546				
3547				
3548				
3549				
3550				
3551				
3552				
3553				
3554				
3555				
3556				

Column	F	G	H	I
Line #	**TotVarProdCostByUnit: : ($)**	**UnitEmissions: NOX: (LBS)**	**UnitEmissions: RGGICO2: (LBS)**	**UnitEmissions: SOX: (LBS)**
3557	[redacted]			
3558				
3559				
3560				
3561				
3562				
3563				
3564				
3565				
3566				
3567				
3568				
3569				
3570				
3571				
3572				
3573				
3574				
3575				
3576				
3577				
3578				
3579				
3580				
3581				
3582				
3583				
3584				

Column	F	G	H	I
Line #	**TotVarProdCostByUnit: : ($)**	**UnitEmissions: NOX: (LBS)**	**UnitEmissions: RGGICO2: (LBS)**	**UnitEmissions: SOX: (LBS)**
3585	[redacted]			
3586				
3587				
3588				
3589				
3590				
3591				
3592				
3593				
3594				
3595				
3596				
3597				
3598				
3599				
3600				
3601				
3602				
3603				
3604				
3605				
3606				
3607				
3608				
3609				
3610				
3611				
3612				

Column	F	G	H	I
Line #	**TotVarProdCostByUnit: : ($)**	**UnitEmissions: NOX: (LBS)**	**UnitEmissions: RGGICO2: (LBS)**	**UnitEmissions: SOX: (LBS)**
3613	[redacted]			
3614				
3615				
3616				
3617				
3618				
3619				
3620				
3621				
3622				
3623				
3624				
3625				
3626				
3627				
3628				
3629				
3630				
3631				
3632				
3633				
3634				
3635				
3636				
3637				
3638				
3639				
3640				

Column	F	G	H	I
Line #	**TotVarProdCostByUnit: : ($)**	**UnitEmissions: NOX: (LBS)**	**UnitEmissions: RGGICO2: (LBS)**	**UnitEmissions: SOX: (LBS)**
3641	[redacted]			
3642				
3643				
3644				
3645				
3646				
3647				
3648				
3649				
3650				
3651				
3652				
3653				
3654				
3655				
3656				
3657				
3658				
3659				
3660				
3661				
3662				
3663				
3664				
3665				
3666				
3667				
3668				

Column	F	G	H	I
Line #	**TotVarProdCostByUnit: : ($)**	**UnitEmissions: NOX: (LBS)**	**UnitEmissions: RGGICO2: (LBS)**	**UnitEmissions: SOX: (LBS)**
3669	[redacted]			
3670				
3671				
3672				
3673				
3674				
3675				
3676				
3677				
3678				
3679				
3680				
3681				
3682				
3683				
3684				
3685				
3686				
3687				
3688				
3689				
3690				
3691				
3692				
3693				
3694				
3695				
3696				

Column	F	G	H	I
Line #	**TotVarProdCostByUnit: : ($)**	**UnitEmissions: NOX: (LBS)**	**UnitEmissions: RGGICO2: (LBS)**	**UnitEmissions: SOX: (LBS)**
3697	[redacted]			
3698				
3699				
3700				
3701				
3702				
3703				
3704				
3705				
3706				
3707				
3708				
3709				
3710				
3711				
3712				
3713				
3714				
3715				
3716				
3717				
3718				
3719				
3720				
3721				
3722				
3723				
3724				

Column	F	G	H	I
Line #	**TotVarProdCostByUnit: : ($)**	**UnitEmissions: NOX: (LBS)**	**UnitEmissions: RGGICO2: (LBS)**	**UnitEmissions: SOX: (LBS)**
3725	[redacted]			
3726				
3727				
3728				
3729				
3730				
3731				
3732				
3733				
3734				
3735				
3736				
3737				
3738				
3739				
3740				
3741				
3742				
3743				
3744				
3745				
3746				
3747				
3748				
3749				
3750				
3751				
3752				

Column	F	G	H	I
Line #	**TotVarProdCostByUnit: : ($)**	**UnitEmissions: NOX: (LBS)**	**UnitEmissions: RGGICO2: (LBS)**	**UnitEmissions: SOX: (LBS)**
3753	[redacted]			
3754				
3755				
3756				
3757				
3758				
3759				
3760				
3761				
3762				
3763				
3764				
3765				
3766				
3767				
3768				
3769				
3770				
3771				
3772				
3773				
3774				
3775				
3776				
3777				
3778				
3779				
3780				

Column	F	G	H	I
Line #	**TotVarProdCostByUnit: : ($)**	**UnitEmissions: NOX: (LBS)**	**UnitEmissions: RGGICO2: (LBS)**	**UnitEmissions: SOX: (LBS)**
3781	[redacted]			
3782				
3783				
3784				
3785				
3786				
3787				
3788				
3789				
3790				
3791				
3792				
3793				
3794				
3795				
3796				
3797				
3798				
3799				
3800				
3801				
3802				
3803				
3804				
3805				
3806				
3807				
3808				

Column	F	G	H	I
Line #	**TotVarProdCostByUnit: : ($)**	**UnitEmissions: NOX: (LBS)**	**UnitEmissions: RGGICO2: (LBS)**	**UnitEmissions: SOX: (LBS)**
3809	[redacted]			
3810				
3811				
3812				
3813				
3814				
3815				
3816				
3817				
3818				
3819				
3820				
3821				
3822				
3823				
3824				
3825				
3826				
3827				
3828				
3829				
3830				
3831				
3832				
3833				
3834				
3835				
3836				

Column	F	G	H	I
Line #	**TotVarProdCostByUnit: : ($)**	**UnitEmissions: NOX: (LBS)**	**UnitEmissions: RGGICO2: (LBS)**	**UnitEmissions: SOX: (LBS)**
3837	[redacted]			
3838				
3839				
3840				
3841				
3842				
3843				
3844				
3845				
3846				
3847				
3848				
3849				
3850				
3851				
3852				
3853				
3854				
3855				
3856				
3857				
3858				
3859				
3860				
3861				
3862				
3863				
3864				

Column	F	G	H	I
Line #	**TotVarProdCostByUnit: : ($)**	**UnitEmissions: NOX: (LBS)**	**UnitEmissions: RGGICO2: (LBS)**	**UnitEmissions: SOX: (LBS)**
3865	[redacted]			
3866				
3867				
3868				
3869				
3870				
3871				
3872				
3873				
3874				
3875				
3876				
3877				
3878				
3879				
3880				
3881				
3882				
3883				
3884				
3885				
3886				
3887				
3888				
3889				
3890				
3891				
3892				

Column	F	G	H	I
Line #	**TotVarProdCostByUnit: : ($)**	**UnitEmissions: NOX: (LBS)**	**UnitEmissions: RGGICO2: (LBS)**	**UnitEmissions: SOX: (LBS)**
3893	[redacted]			
3894				
3895				
3896				
3897				
3898				
3899				
3900				
3901				
3902				
3903				
3904				
3905				
3906				
3907				
3908				
3909				
3910				
3911				
3912				
3913				
3914				
3915				
3916				
3917				
3918				
3919				
3920				

Column	F	G	H	I
Line #	**TotVarProdCostByUnit: : ($)**	**UnitEmissions: NOX: (LBS)**	**UnitEmissions: RGGICO2: (LBS)**	**UnitEmissions: SOX: (LBS)**
3921	[redacted]			
3922				
3923				
3924				
3925				
3926				
3927				
3928				
3929				
3930				
3931				
3932				
3933				
3934				
3935				
3936				
3937				
3938				
3939				
3940				
3941				
3942				
3943				
3944				
3945				
3946				
3947				
3948				

Column	F	G	H	I
Line #	**TotVarProdCostByUnit: : ($)**	**UnitEmissions: NOX: (LBS)**	**UnitEmissions: RGGICO2: (LBS)**	**UnitEmissions: SOX: (LBS)**
3949	[redacted]			
3950				
3951				
3952				
3953				
3954				
3955				
3956				
3957				
3958				
3959				
3960				
3961				
3962				
3963				
3964				
3965				
3966				
3967				
3968				
3969				
3970				
3971				
3972				
3973				
3974				
3975				
3976				

Column	F	G	H	I
Line #	**TotVarProdCostByUnit: : ($)**	**UnitEmissions: NOX: (LBS)**	**UnitEmissions: RGGICO2: (LBS)**	**UnitEmissions: SOX: (LBS)**
3977	[redacted]			
3978				
3979				
3980				
3981				
3982				
3983				
3984				
3985				
3986				
3987				
3988				
3989				
3990				
3991				
3992				
3993				
3994				
3995				
3996				
3997				
3998				
3999				
4000				
4001				
4002				
4003				
4004				

Column	F	G	H	I
Line #	**TotVarProdCostByUnit: : ($)**	**UnitEmissions: NOX: (LBS)**	**UnitEmissions: RGGICO2: (LBS)**	**UnitEmissions: SOX: (LBS)**
4005	[redacted]			
4006				
4007				
4008				
4009				
4010				
4011				
4012				
4013				
4014				
4015				
4016				
4017				
4018				
4019				
4020				
4021				
4022				
4023				
4024				
4025				
4026				
4027				
4028				
4029				
4030				
4031				
4032				

Column	F	G	H	I
Line #	**TotVarProdCostByUnit: : ($)**	**UnitEmissions: NOX: (LBS)**	**UnitEmissions: RGGICO2: (LBS)**	**UnitEmissions: SOX: (LBS)**
4033	[redacted]			
4034				
4035				
4036				
4037				
4038				
4039				
4040				
4041				
4042				

Column	A	B	C	D	E
Line #	**RunId**	**UnitCategory**	**UnitDescription**	**Year**	**UnitGeneration: : (MWH)**
1	[redacted]				
2					
3					
4					
5					
6					
7					
8					
9					
10					
11					
12					
13					
14					
15					
16					
17					
18					
19					
20					
21					
22					
23					
24					
25					
26					
27					
28					

Column	A	B	C	D	E
Line #	**RunId**	**UnitCategory**	**UnitDescription**	**Year**	**UnitGeneration: : (MWH)**
29	[redacted]				
30					
31					
32					
33					
34					
35					
36					
37					
38					
39					
40					
41					
42					
43					
44					
45					
46					
47					
48					
49					
50					
51					
52					
53					
54					
55					
56					

Column	A	B	C	D	E
Line #	**RunId**	**UnitCategory**	**UnitDescription**	**Year**	**UnitGeneration: : (MWH)**
57	[redacted]				
58					
59					
60					
61					
62					
63					
64					
65					
66					
67					
68					
69					
70					
71					
72					
73					
74					
75					
76					
77					
78					
79					
80					
81					
82					
83					
84					

Column	A	B	C	D	E
Line #	**RunId**	**UnitCategory**	**UnitDescription**	**Year**	**UnitGeneration: : (MWH)**
85	[redacted]				
86					
87					
88					
89					
90					
91					
92					
93					
94					
95					
96					
97					
98					
99					
100					
101					
102					
103					
104					
105					
106					
107					
108					
109					
110					
111					
112					

Column	A	B	C	D	E
Line #	**RunId**	**UnitCategory**	**UnitDescription**	**Year**	**UnitGeneration: : (MWH)**
113	[redacted]				
114					
115					
116					
117					
118					
119					
120					
121					
122					
123					
124					
125					
126					
127					
128					
129					
130					
131					
132					
133					
134					
135					
136					
137					
138					
139					
140					

Column	A	B	C	D	E
Line #	**RunId**	**UnitCategory**	**UnitDescription**	**Year**	**UnitGeneration: : (MWH)**
141	[redacted]				
142					
143					
144					
145					
146					
147					
148					
149					
150					
151					
152					
153					
154					
155					
156					
157					
158					
159					
160					
161					
162					
163					
164					
165					
166					
167					
168					

Column	A	B	C	D	E
Line #	**RunId**	**UnitCategory**	**UnitDescription**	**Year**	**UnitGeneration: : (MWH)**
169	[redacted]				
170					
171					
172					
173					
174					
175					
176					
177					
178					
179					
180					
181					
182					
183					
184					
185					
186					
187					
188					
189					
190					
191					
192					
193					
194					
195					
196					

Column	A	B	C	D	E
Line #	**RunId**	**UnitCategory**	**UnitDescription**	**Year**	**UnitGeneration: : (MWH)**
197	[redacted]				
198					
199					
200					
201					
202					
203					
204					
205					
206					
207					
208					
209					
210					
211					
212					
213					
214					
215					
216					
217					
218					
219					
220					
221					
222					
223					
224					

Column	A	B	C	D	E
Line #	**RunId**	**UnitCategory**	**UnitDescription**	**Year**	**UnitGeneration: : (MWH)**
225	[redacted]				
226					
227					
228					
229					
230					
231					
232					
233					
234					
235					
236					
237					
238					
239					
240					
241					
242					
243					
244					
245					
246					
247					
248					
249					
250					
251					
252					

Column	A	B	C	D	E
Line #	**RunId**	**UnitCategory**	**UnitDescription**	**Year**	**UnitGeneration: : (MWH)**
253	[redacted]				
254					
255					
256					
257					
258					
259					
260					
261					
262					
263					
264					
265					
266					
267					
268					
269					
270					
271					
272					
273					
274					
275					
276					
277					
278					
279					
280					

Column	A	B	C	D	E
Line #	**RunId**	**UnitCategory**	**UnitDescription**	**Year**	**UnitGeneration: : (MWH)**
281	[redacted]				
282					
283					
284					
285					
286					
287					
288					
289					
290					
291					
292					
293					
294					
295					
296					
297					
298					
299					
300					
301					
302					
303					
304					
305					
306					
307					
308					

Column	A	B	C	D	E
Line #	**RunId**	**UnitCategory**	**UnitDescription**	**Year**	**UnitGeneration: : (MWH)**
309	[redacted]				
310					
311					
312					
313					
314					
315					
316					
317					
318					
319					
320					
321					
322					
323					
324					
325					
326					
327					
328					
329					
330					
331					
332					
333					
334					
335					
336					

Column	A	B	C	D	E
Line #	**RunId**	**UnitCategory**	**UnitDescription**	**Year**	**UnitGeneration: : (MWH)**
337	[redacted]				
338					
339					
340					
341					
342					
343					
344					
345					
346					
347					
348					
349					
350					
351					
352					
353					
354					
355					
356					
357					
358					
359					
360					
361					
362					
363					
364					

Column	A	B	C	D	E
Line #	**RunId**	**UnitCategory**	**UnitDescription**	**Year**	**UnitGeneration: : (MWH)**
365	[redacted]				
366					
367					
368					
369					
370					
371					
372					
373					
374					
375					
376					
377					
378					
379					
380					
381					
382					
383					
384					
385					
386					
387					
388					
389					
390					
391					
392					

Column	A	B	C	D	E
Line #	**RunId**	**UnitCategory**	**UnitDescription**	**Year**	**UnitGeneration: : (MWH)**
393	[redacted]				
394					
395					
396					
397					
398					
399					
400					
401					
402					
403					
404					
405					
406					
407					
408					
409					
410					
411					
412					
413					
414					
415					
416					
417					
418					
419					
420					

Column	A	B	C	D	E
Line #	**RunId**	**UnitCategory**	**UnitDescription**	**Year**	**UnitGeneration: : (MWH)**
421	[redacted]				
422					
423					
424					
425					
426					
427					
428					
429					
430					
431					
432					
433					
434					
435					
436					
437					
438					
439					
440					
441					
442					
443					
444					
445					
446					
447					
448					

Column	A	B	C	D	E
Line #	**RunId**	**UnitCategory**	**UnitDescription**	**Year**	**UnitGeneration: : (MWH)**
449	[redacted]				
450					
451					
452					
453					
454					
455					
456					
457					
458					
459					
460					
461					
462					
463					
464					
465					
466					
467					
468					
469					
470					
471					
472					
473					
474					
475					
476					

Column	A	B	C	D	E
Line #	**RunId**	**UnitCategory**	**UnitDescription**	**Year**	**UnitGeneration: : (MWH)**
477	[redacted]				
478					
479					
480					
481					
482					
483					
484					
485					
486					
487					
488					
489					
490					
491					
492					
493					
494					
495					
496					
497					
498					
499					
500					
501					
502					
503					
504					

Column	A	B	C	D	E
Line #	**RunId**	**UnitCategory**	**UnitDescription**	**Year**	**UnitGeneration: : (MWH)**
505	[redacted]				
506					
507					
508					
509					
510					
511					
512					
513					
514					
515					
516					
517					
518					
519					
520					
521					
522					
523					
524					
525					
526					
527					
528					
529					
530					
531					
532					

Column	A	B	C	D	E
Line #	**RunId**	**UnitCategory**	**UnitDescription**	**Year**	**UnitGeneration: : (MWH)**
533	[redacted]				
534					
535					
536					
537					
538					
539					
540					
541					
542					
543					
544					
545					
546					
547					
548					
549					
550					
551					
552					
553					
554					
555					
556					
557					
558					
559					
560					

Column	A	B	C	D	E
Line #	**RunId**	**UnitCategory**	**UnitDescription**	**Year**	**UnitGeneration: : (MWH)**
561	[redacted]				
562					
563					
564					
565					
566					
567					
568					
569					
570					
571					
572					
573					
574					
575					
576					
577					
578					
579					
580					
581					
582					
583					
584					
585					
586					
587					
588					

Column	A	B	C	D	E
Line #	**RunId**	**UnitCategory**	**UnitDescription**	**Year**	**UnitGeneration: : (MWH)**
589	[redacted]				
590					
591					
592					
593					
594					
595					
596					
597					
598					
599					
600					
601					
602					
603					
604					
605					
606					
607					
608					
609					
610					
611					
612					
613					
614					
615					
616					

Column	A	B	C	D	E
Line #	**RunId**	**UnitCategory**	**UnitDescription**	**Year**	**UnitGeneration: : (MWH)**
617	[redacted]				
618					
619					
620					
621					
622					
623					
624					
625					
626					
627					
628					
629					
630					
631					
632					
633					
634					
635					
636					
637					
638					
639					
640					
641					
642					
643					
644					

Column	A	B	C	D	E
Line #	**RunId**	**UnitCategory**	**UnitDescription**	**Year**	**UnitGeneration: : (MWH)**
645	[redacted]				
646					
647					
648					
649					
650					
651					
652					
653					
654					
655					
656					
657					
658					
659					
660					
661					
662					
663					
664					
665					
666					
667					
668					
669					
670					
671					
672					

Column	A	B	C	D	E
Line #	**RunId**	**UnitCategory**	**UnitDescription**	**Year**	**UnitGeneration: : (MWH)**
673	[redacted]				
674					
675					
676					
677					
678					
679					
680					
681					
682					
683					
684					
685					
686					
687					
688					
689					
690					
691					
692					
693					
694					
695					
696					
697					
698					
699					
700					

Column	A	B	C	D	E
Line #	**RunId**	**UnitCategory**	**UnitDescription**	**Year**	**UnitGeneration: : (MWH)**
701	[redacted]				
702					
703					
704					
705					
706					
707					
708					
709					
710					
711					
712					
713					
714					
715					
716					
717					
718					
719					
720					
721					
722					
723					
724					
725					
726					
727					
728					

Column	A	B	C	D	E
Line #	**RunId**	**UnitCategory**	**UnitDescription**	**Year**	**UnitGeneration: : (MWH)**
729	[redacted]				
730					
731					
732					
733					
734					
735					
736					
737					
738					
739					
740					
741					
742					
743					
744					
745					
746					
747					
748					
749					
750					
751					
752					
753					
754					
755					
756					

Column	A	B	C	D	E
Line #	**RunId**	**UnitCategory**	**UnitDescription**	**Year**	**UnitGeneration: : (MWH)**
757	[redacted]				
758					
759					
760					
761					
762					
763					
764					
765					
766					
767					
768					
769					
770					
771					
772					
773					
774					
775					
776					
777					
778					
779					
780					
781					
782					
783					
784					

Column	A	B	C	D	E
Line #	**RunId**	**UnitCategory**	**UnitDescription**	**Year**	**UnitGeneration: : (MWH)**
785	[redacted]				
786					
787					
788					
789					
790					
791					
792					
793					
794					
795					
796					
797					
798					
799					
800					
801					
802					
803					
804					
805					
806					
807					
808					
809					
810					
811					
812					

Column	A	B	C	D	E
Line #	**RunId**	**UnitCategory**	**UnitDescription**	**Year**	**UnitGeneration: : (MWH)**
813	[redacted]				
814					
815					
816					
817					
818					
819					
820					
821					
822					
823					
824					
825					
826					
827					
828					
829					
830					
831					
832					
833					
834					
835					
836					
837					
838					
839					
840					

Column	A	B	C	D	E
Line #	**RunId**	**UnitCategory**	**UnitDescription**	**Year**	**UnitGeneration: : (MWH)**
841	[redacted]				
842					
843					
844					
845					
846					
847					
848					
849					
850					
851					
852					
853					
854					
855					
856					
857					
858					
859					
860					
861					
862					
863					
864					
865					
866					
867					
868					

Column	A	B	C	D	E
Line #	**RunId**	**UnitCategory**	**UnitDescription**	**Year**	**UnitGeneration: : (MWH)**
869	[redacted]				
870					
871					
872					
873					
874					
875					
876					
877					
878					
879					
880					
881					
882					
883					
884					
885					
886					
887					
888					
889					
890					
891					
892					
893					
894					
895					
896					

Column	A	B	C	D	E
Line #	**RunId**	**UnitCategory**	**UnitDescription**	**Year**	**UnitGeneration: : (MWH)**
897	[redacted]				
898					
899					
900					
901					
902					
903					
904					
905					
906					
907					
908					
909					
910					
911					
912					
913					
914					
915					
916					
917					
918					
919					
920					
921					
922					
923					
924					

Column	A	B	C	D	E
Line #	**RunId**	**UnitCategory**	**UnitDescription**	**Year**	**UnitGeneration: : (MWH)**
925	[redacted]				
926					
927					
928					
929					
930					
931					
932					
933					
934					
935					
936					
937					
938					
939					
940					
941					
942					
943					
944					
945					
946					
947					
948					
949					
950					
951					
952					

Column	A	B	C	D	E
Line #	**RunId**	**UnitCategory**	**UnitDescription**	**Year**	**UnitGeneration: : (MWH)**
953	[redacted]				
954					
955					
956					
957					
958					
959					
960					
961					
962					
963					
964					
965					
966					
967					
968					
969					
970					
971					
972					
973					
974					
975					
976					
977					
978					
979					
980					

Column	A	B	C	D	E
Line #	**RunId**	**UnitCategory**	**UnitDescription**	**Year**	**UnitGeneration: : (MWH)**
981	[redacted]				
982					
983					
984					
985					
986					
987					
988					
989					
990					
991					
992					
993					
994					
995					
996					
997					
998					
999					
1000					
1001					
1002					
1003					
1004					
1005					
1006					
1007					
1008					

Column	A	B	C	D	E
Line #	**RunId**	**UnitCategory**	**UnitDescription**	**Year**	**UnitGeneration: : (MWH)**
1009	[redacted]				
1010					
1011					
1012					
1013					
1014					
1015					
1016					
1017					
1018					
1019					
1020					
1021					
1022					
1023					
1024					
1025					
1026					
1027					
1028					
1029					
1030					
1031					
1032					
1033					
1034					
1035					
1036					

Column	A	B	C	D	E
Line #	**RunId**	**UnitCategory**	**UnitDescription**	**Year**	**UnitGeneration: : (MWH)**
1037	[redacted]				
1038					
1039					
1040					
1041					
1042					
1043					
1044					
1045					
1046					
1047					
1048					
1049					
1050					
1051					
1052					
1053					
1054					
1055					
1056					
1057					
1058					
1059					
1060					
1061					
1062					
1063					
1064					

Column	A	B	C	D	E
Line #	**RunId**	**UnitCategory**	**UnitDescription**	**Year**	**UnitGeneration: : (MWH)**
1065	[redacted]				
1066					
1067					
1068					
1069					
1070					
1071					
1072					
1073					
1074					
1075					
1076					
1077					
1078					
1079					
1080					
1081					
1082					
1083					
1084					
1085					
1086					
1087					
1088					
1089					
1090					
1091					
1092					

Column	A	B	C	D	E
Line #	**RunId**	**UnitCategory**	**UnitDescription**	**Year**	**UnitGeneration: : (MWH)**
1093	[redacted]				
1094					
1095					
1096					
1097					
1098					
1099					
1100					
1101					
1102					
1103					
1104					
1105					
1106					
1107					
1108					
1109					
1110					
1111					
1112					
1113					
1114					
1115					
1116					
1117					
1118					
1119					
1120					

Column	A	B	C	D	E
Line #	**RunId**	**UnitCategory**	**UnitDescription**	**Year**	**UnitGeneration: : (MWH)**
1121	[redacted]				
1122					
1123					
1124					
1125					
1126					
1127					
1128					
1129					
1130					
1131					
1132					
1133					
1134					
1135					
1136					
1137					
1138					
1139					
1140					
1141					
1142					
1143					
1144					
1145					
1146					
1147					
1148					

Column	A	B	C	D	E
Line #	**RunId**	**UnitCategory**	**UnitDescription**	**Year**	**UnitGeneration: : (MWH)**
1149	[redacted]				
1150					
1151					
1152					
1153					
1154					
1155					
1156					
1157					
1158					
1159					
1160					
1161					
1162					
1163					
1164					
1165					
1166					
1167					
1168					
1169					
1170					
1171					
1172					
1173					
1174					
1175					
1176					

Column	A	B	C	D	E
Line #	**RunId**	**UnitCategory**	**UnitDescription**	**Year**	**UnitGeneration: : (MWH)**
1177	[redacted]				
1178					
1179					
1180					
1181					
1182					
1183					
1184					
1185					
1186					
1187					
1188					
1189					
1190					
1191					
1192					
1193					
1194					
1195					
1196					
1197					
1198					
1199					
1200					
1201					
1202					
1203					
1204					

Column	A	B	C	D	E
Line #	**RunId**	**UnitCategory**	**UnitDescription**	**Year**	**UnitGeneration: : (MWH)**
1205	[redacted]				
1206					
1207					
1208					
1209					
1210					
1211					
1212					
1213					
1214					
1215					
1216					
1217					
1218					
1219					
1220					
1221					
1222					
1223					
1224					
1225					
1226					
1227					
1228					
1229					
1230					
1231					
1232					

Column	A	B	C	D	E
Line #	**RunId**	**UnitCategory**	**UnitDescription**	**Year**	**UnitGeneration: : (MWH)**
1233	[redacted]				
1234					
1235					
1236					
1237					
1238					
1239					
1240					
1241					
1242					
1243					
1244					
1245					
1246					
1247					
1248					
1249					
1250					
1251					
1252					
1253					
1254					
1255					
1256					
1257					
1258					
1259					
1260					

Column	A	B	C	D	E
Line #	**RunId**	**UnitCategory**	**UnitDescription**	**Year**	**UnitGeneration: : (MWH)**
1261	[redacted]				
1262					
1263					
1264					
1265					
1266					
1267					
1268					
1269					
1270					
1271					
1272					
1273					
1274					
1275					
1276					
1277					
1278					
1279					
1280					
1281					
1282					
1283					
1284					
1285					
1286					
1287					
1288					

Column	A	B	C	D	E
Line #	**RunId**	**UnitCategory**	**UnitDescription**	**Year**	**UnitGeneration: : (MWH)**
1289	[redacted]				
1290					
1291					
1292					
1293					
1294					
1295					
1296					
1297					
1298					
1299					
1300					
1301					
1302					
1303					
1304					
1305					
1306					
1307					
1308					
1309					
1310					
1311					
1312					
1313					
1314					
1315					
1316					

Column	A	B	C	D	E
Line #	**RunId**	**UnitCategory**	**UnitDescription**	**Year**	**UnitGeneration: : (MWH)**
1317	[redacted]				
1318					
1319					
1320					
1321					
1322					
1323					
1324					
1325					
1326					
1327					
1328					
1329					
1330					
1331					
1332					
1333					
1334					
1335					
1336					
1337					
1338					
1339					
1340					
1341					
1342					
1343					
1344					

Column	A	B	C	D	E
Line #	**RunId**	**UnitCategory**	**UnitDescription**	**Year**	**UnitGeneration: : (MWH)**
1345	[redacted]				
1346					
1347					
1348					
1349					
1350					
1351					
1352					
1353					
1354					
1355					
1356					
1357					
1358					
1359					
1360					
1361					
1362					
1363					
1364					
1365					
1366					
1367					
1368					
1369					
1370					
1371					
1372					

Column	A	B	C	D	E
Line #	**RunId**	**UnitCategory**	**UnitDescription**	**Year**	**UnitGeneration: : (MWH)**
1373	[redacted]				
1374					
1375					
1376					
1377					
1378					
1379					
1380					
1381					
1382					
1383					
1384					
1385					
1386					
1387					
1388					
1389					
1390					
1391					
1392					
1393					
1394					
1395					
1396					
1397					
1398					
1399					
1400					

Column	A	B	C	D	E
Line #	**RunId**	**UnitCategory**	**UnitDescription**	**Year**	**UnitGeneration: : (MWH)**
1401	[redacted]				
1402					
1403					
1404					
1405					
1406					
1407					
1408					
1409					
1410					
1411					
1412					
1413					
1414					
1415					
1416					
1417					
1418					
1419					
1420					
1421					
1422					
1423					
1424					
1425					
1426					
1427					
1428					

Column	A	B	C	D	E
Line #	**RunId**	**UnitCategory**	**UnitDescription**	**Year**	**UnitGeneration: : (MWH)**
1429	[redacted]				
1430					
1431					
1432					
1433					
1434					
1435					
1436					
1437					
1438					
1439					
1440					
1441					
1442					
1443					
1444					
1445					
1446					
1447					
1448					
1449					
1450					
1451					
1452					
1453					
1454					
1455					
1456					

Column	A	B	C	D	E
Line #	**RunId**	**UnitCategory**	**UnitDescription**	**Year**	**UnitGeneration: : (MWH)**
1457	[redacted]				
1458					
1459					
1460					
1461					
1462					
1463					
1464					
1465					
1466					
1467					
1468					
1469					
1470					
1471					
1472					
1473					
1474					
1475					
1476					
1477					
1478					
1479					
1480					
1481					
1482					
1483					
1484					

Column	A	B	C	D	E
Line #	**RunId**	**UnitCategory**	**UnitDescription**	**Year**	**UnitGeneration: : (MWH)**
1485	[redacted]				
1486					
1487					
1488					
1489					
1490					
1491					
1492					
1493					
1494					
1495					
1496					
1497					
1498					
1499					
1500					
1501					
1502					
1503					
1504					
1505					
1506					
1507					
1508					
1509					
1510					
1511					
1512					

Column	A	B	C	D	E
Line #	**RunId**	**UnitCategory**	**UnitDescription**	**Year**	**UnitGeneration: : (MWH)**
1513	[redacted]				
1514					
1515					
1516					
1517					
1518					
1519					
1520					
1521					
1522					
1523					
1524					
1525					
1526					
1527					
1528					
1529					
1530					
1531					
1532					
1533					
1534					
1535					
1536					
1537					
1538					
1539					
1540					

Column	A	B	C	D	E
Line #	**RunId**	**UnitCategory**	**UnitDescription**	**Year**	**UnitGeneration: : (MWH)**
1541	[redacted]				
1542					
1543					
1544					
1545					
1546					
1547					
1548					
1549					
1550					
1551					
1552					
1553					
1554					
1555					
1556					
1557					
1558					
1559					
1560					
1561					
1562					
1563					
1564					
1565					
1566					
1567					
1568					

Column	A	B	C	D	E
Line #	**RunId**	**UnitCategory**	**UnitDescription**	**Year**	**UnitGeneration: : (MWH)**
1569	[redacted]				
1570					
1571					
1572					
1573					
1574					
1575					
1576					
1577					
1578					
1579					
1580					
1581					
1582					
1583					
1584					
1585					
1586					
1587					
1588					
1589					
1590					
1591					
1592					
1593					
1594					
1595					
1596					

Column	A	B	C	D	E
Line #	**RunId**	**UnitCategory**	**UnitDescription**	**Year**	**UnitGeneration: : (MWH)**
1597	[redacted]				
1598					
1599					
1600					
1601					
1602					
1603					
1604					
1605					
1606					
1607					
1608					
1609					
1610					
1611					
1612					
1613					
1614					
1615					
1616					
1617					
1618					
1619					
1620					
1621					
1622					
1623					
1624					

Column	A	B	C	D	E
Line #	**RunId**	**UnitCategory**	**UnitDescription**	**Year**	**UnitGeneration: : (MWH)**
1625	[redacted]				
1626					
1627					
1628					
1629					
1630					
1631					
1632					
1633					
1634					
1635					
1636					
1637					
1638					
1639					
1640					
1641					
1642					
1643					
1644					
1645					
1646					
1647					
1648					
1649					
1650					
1651					
1652					

Column	A	B	C	D	E
Line #	**RunId**	**UnitCategory**	**UnitDescription**	**Year**	**UnitGeneration: : (MWH)**
1653	[redacted]				
1654					
1655					
1656					
1657					
1658					
1659					
1660					
1661					
1662					
1663					
1664					
1665					
1666					
1667					
1668					
1669					
1670					
1671					
1672					
1673					
1674					
1675					
1676					
1677					
1678					
1679					
1680					

Column	A	B	C	D	E
Line #	**RunId**	**UnitCategory**	**UnitDescription**	**Year**	**UnitGeneration: : (MWH)**
1681	[redacted]				
1682					
1683					
1684					
1685					
1686					
1687					
1688					
1689					
1690					
1691					
1692					
1693					
1694					
1695					
1696					
1697					
1698					
1699					
1700					
1701					
1702					
1703					
1704					
1705					
1706					
1707					
1708					

Column	A	B	C	D	E
Line #	**RunId**	**UnitCategory**	**UnitDescription**	**Year**	**UnitGeneration: : (MWH)**
1709	[redacted]				
1710					
1711					
1712					
1713					
1714					
1715					
1716					
1717					
1718					
1719					
1720					
1721					
1722					
1723					
1724					
1725					
1726					
1727					
1728					
1729					
1730					
1731					
1732					
1733					
1734					
1735					
1736					

Column	A	B	C	D	E
Line #	**RunId**	**UnitCategory**	**UnitDescription**	**Year**	**UnitGeneration: : (MWH)**
1737	[redacted]				
1738					
1739					
1740					
1741					
1742					
1743					
1744					
1745					
1746					
1747					
1748					
1749					
1750					
1751					
1752					
1753					
1754					
1755					
1756					
1757					
1758					
1759					
1760					
1761					
1762					
1763					
1764					

Column	A	B	C	D	E
Line #	**RunId**	**UnitCategory**	**UnitDescription**	**Year**	**UnitGeneration: : (MWH)**
1765	[redacted]				
1766					
1767					
1768					
1769					
1770					
1771					
1772					
1773					
1774					
1775					
1776					
1777					
1778					
1779					
1780					
1781					
1782					
1783					
1784					
1785					
1786					
1787					
1788					
1789					
1790					
1791					
1792					

Column	A	B	C	D	E
Line #	**RunId**	**UnitCategory**	**UnitDescription**	**Year**	**UnitGeneration: : (MWH)**
1793	[redacted]				
1794					
1795					
1796					
1797					
1798					
1799					
1800					
1801					
1802					
1803					
1804					
1805					
1806					
1807					
1808					
1809					
1810					
1811					
1812					
1813					
1814					
1815					
1816					
1817					
1818					
1819					
1820					

Column	A	B	C	D	E
Line #	**RunId**	**UnitCategory**	**UnitDescription**	**Year**	**UnitGeneration: : (MWH)**
1821	[redacted]				
1822					
1823					
1824					
1825					
1826					
1827					
1828					
1829					
1830					
1831					
1832					
1833					
1834					
1835					
1836					
1837					
1838					
1839					
1840					
1841					
1842					
1843					
1844					
1845					
1846					
1847					
1848					

Column	A	B	C	D	E
Line #	**RunId**	**UnitCategory**	**UnitDescription**	**Year**	**UnitGeneration: : (MWH)**
1849	[redacted]				
1850					
1851					
1852					
1853					
1854					
1855					
1856					
1857					
1858					
1859					
1860					
1861					
1862					
1863					
1864					
1865					
1866					
1867					
1868					
1869					
1870					
1871					
1872					
1873					
1874					
1875					
1876					

Column	A	B	C	D	E
Line #	**RunId**	**UnitCategory**	**UnitDescription**	**Year**	**UnitGeneration: : (MWH)**
1877	[redacted]				
1878					
1879					
1880					
1881					
1882					
1883					
1884					
1885					
1886					
1887					
1888					
1889					
1890					
1891					
1892					
1893					
1894					
1895					
1896					
1897					
1898					
1899					
1900					
1901					
1902					
1903					
1904					

Column	A	B	C	D	E
Line #	**RunId**	**UnitCategory**	**UnitDescription**	**Year**	**UnitGeneration: : (MWH)**
1905	[redacted]				
1906					
1907					
1908					
1909					
1910					
1911					
1912					
1913					
1914					
1915					
1916					
1917					
1918					
1919					
1920					
1921					
1922					
1923					
1924					
1925					
1926					
1927					
1928					
1929					
1930					
1931					
1932					

Column	A	B	C	D	E
Line #	**RunId**	**UnitCategory**	**UnitDescription**	**Year**	**UnitGeneration: : (MWH)**
1933	[redacted]				
1934					
1935					
1936					
1937					
1938					
1939					
1940					
1941					
1942					
1943					
1944					
1945					
1946					
1947					
1948					
1949					
1950					
1951					
1952					
1953					
1954					
1955					
1956					
1957					
1958					
1959					
1960					

Column	A	B	C	D	E
Line #	**RunId**	**UnitCategory**	**UnitDescription**	**Year**	**UnitGeneration: : (MWH)**
1961	[redacted]				
1962					
1963					
1964					
1965					
1966					
1967					
1968					
1969					
1970					
1971					
1972					
1973					
1974					
1975					
1976					
1977					
1978					
1979					
1980					
1981					
1982					
1983					
1984					
1985					
1986					
1987					
1988					

Column	A	B	C	D	E
Line #	**RunId**	**UnitCategory**	**UnitDescription**	**Year**	**UnitGeneration: : (MWH)**
1989	[redacted]				
1990					
1991					
1992					
1993					
1994					
1995					
1996					
1997					
1998					
1999					
2000					
2001					
2002					
2003					
2004					
2005					
2006					
2007					
2008					
2009					
2010					
2011					
2012					
2013					
2014					
2015					
2016					

Column	A	B	C	D	E
Line #	**RunId**	**UnitCategory**	**UnitDescription**	**Year**	**UnitGeneration: : (MWH)**
2017	[redacted]				
2018					
2019					
2020					
2021					
2022					
2023					
2024					
2025					
2026					
2027					
2028					
2029					
2030					
2031					
2032					
2033					
2034					
2035					
2036					
2037					
2038					
2039					
2040					
2041					
2042					
2043					
2044					

Column	A	B	C	D	E
Line #					
2045					
2046					
2047					
2048					
2049					
2050					
2051					
2052					
2053					
2054					
2055					
2056					
2057					
2058					
2059					
2060					
2061					
2062					
2063					
2064					
2065					
2066					
2067					
2068					
2069					
2070					
2071					
2072					

Column	A	B	C	D	E
Line #	**RunId**	**UnitCategory**	**UnitDescription**	**Year**	**UnitGeneration: : (MWH)**
2073	[redacted]				
2074					
2075					
2076					
2077					
2078					
2079					
2080					
2081					
2082					
2083					
2084					
2085					
2086					
2087					
2088					
2089					
2090					
2091					
2092					
2093					
2094					
2095					
2096					
2097					
2098					
2099					
2100					

Column	A	B	C	D	E
Line #	**RunId**	**UnitCategory**	**UnitDescription**	**Year**	**UnitGeneration: : (MWH)**
2101	[redacted]				
2102					
2103					
2104					
2105					
2106					
2107					
2108					
2109					
2110					
2111					
2112					
2113					
2114					
2115					
2116					
2117					
2118					
2119					
2120					
2121					
2122					
2123					
2124					
2125					
2126					
2127					
2128					

Column	A	B	C	D	E
Line #	**RunId**	**UnitCategory**	**UnitDescription**	**Year**	**UnitGeneration: : (MWH)**
2129	[redacted]				
2130					
2131					
2132					
2133					
2134					
2135					
2136					
2137					
2138					
2139					
2140					
2141					
2142					
2143					
2144					
2145					
2146					
2147					
2148					
2149					
2150					
2151					
2152					
2153					
2154					
2155					
2156					

Column	A	B	C	D	E
Line #	**RunId**	**UnitCategory**	**UnitDescription**	**Year**	**UnitGeneration: : (MWH)**
2157	[redacted]				
2158					
2159					
2160					
2161					
2162					
2163					
2164					
2165					
2166					
2167					
2168					
2169					
2170					
2171					
2172					
2173					
2174					
2175					
2176					
2177					
2178					
2179					
2180					
2181					
2182					
2183					
2184					

Column	A	B	C	D	E
Line #	**RunId**	**UnitCategory**	**UnitDescription**	**Year**	**UnitGeneration: : (MWH)**
2185	[redacted]				
2186					
2187					
2188					
2189					
2190					
2191					
2192					
2193					
2194					
2195					
2196					
2197					
2198					
2199					
2200					
2201					
2202					
2203					
2204					
2205					
2206					
2207					
2208					
2209					
2210					
2211					
2212					

Column	A	B	C	D	E
Line #	**RunId**	**UnitCategory**	**UnitDescription**	**Year**	**UnitGeneration: : (MWH)**
2213	[redacted]				
2214					
2215					
2216					
2217					
2218					
2219					
2220					
2221					
2222					
2223					
2224					
2225					
2226					
2227					
2228					
2229					
2230					
2231					
2232					
2233					
2234					
2235					
2236					
2237					
2238					
2239					
2240					

Column	A	B	C	D	E
Line #	**RunId**	**UnitCategory**	**UnitDescription**	**Year**	**UnitGeneration: : (MWH)**
2241	[redacted]				
2242					
2243					
2244					
2245					
2246					
2247					
2248					
2249					
2250					
2251					
2252					
2253					
2254					
2255					
2256					
2257					
2258					
2259					
2260					
2261					
2262					
2263					
2264					
2265					
2266					
2267					
2268					

Column	A	B	C	D	E
Line #	**RunId**	**UnitCategory**	**UnitDescription**	**Year**	**UnitGeneration: : (MWH)**
2269	[redacted]				
2270					
2271					
2272					
2273					
2274					
2275					
2276					
2277					
2278					
2279					
2280					
2281					
2282					
2283					
2284					
2285					
2286					
2287					
2288					
2289					
2290					
2291					
2292					
2293					
2294					
2295					
2296					

Column	A	B	C	D	E
Line #	**RunId**	**UnitCategory**	**UnitDescription**	**Year**	**UnitGeneration: : (MWH)**
2297	[redacted]				
2298					
2299					
2300					
2301					
2302					
2303					
2304					
2305					
2306					
2307					
2308					
2309					
2310					
2311					
2312					
2313					
2314					
2315					
2316					
2317					
2318					
2319					
2320					
2321					
2322					
2323					
2324					

Column	A	B	C	D	E
Line #	**RunId**	**UnitCategory**	**UnitDescription**	**Year**	**UnitGeneration: : (MWH)**
2325	[redacted]				
2326					
2327					
2328					
2329					
2330					
2331					
2332					
2333					
2334					
2335					
2336					
2337					
2338					
2339					
2340					
2341					
2342					
2343					
2344					
2345					
2346					
2347					
2348					
2349					
2350					
2351					
2352					

Column	A	B	C	D	E
Line #	**RunId**	**UnitCategory**	**UnitDescription**	**Year**	**UnitGeneration: : (MWH)**
2353	[redacted]				
2354					
2355					
2356					
2357					
2358					
2359					
2360					
2361					
2362					
2363					
2364					
2365					
2366					
2367					
2368					
2369					
2370					
2371					
2372					
2373					
2374					
2375					
2376					
2377					
2378					
2379					
2380					

Column	A	B	C	D	E
Line #	**RunId**	**UnitCategory**	**UnitDescription**	**Year**	**UnitGeneration: : (MWH)**
2381	[redacted]				
2382					
2383					
2384					
2385					
2386					
2387					
2388					
2389					
2390					
2391					
2392					
2393					
2394					
2395					
2396					
2397					
2398					
2399					
2400					
2401					
2402					
2403					
2404					
2405					
2406					
2407					
2408					

Column	A	B	C	D	E
Line #	**RunId**	**UnitCategory**	**UnitDescription**	**Year**	**UnitGeneration: : (MWH)**
2409	[redacted]				
2410					
2411					
2412					
2413					
2414					
2415					
2416					
2417					
2418					
2419					
2420					
2421					
2422					
2423					
2424					
2425					
2426					
2427					
2428					
2429					
2430					
2431					
2432					
2433					
2434					
2435					
2436					

Column	A	B	C	D	E
Line #	**RunId**	**UnitCategory**	**UnitDescription**	**Year**	**UnitGeneration: : (MWH)**
2437	[redacted]				
2438					
2439					
2440					
2441					
2442					
2443					
2444					
2445					
2446					
2447					
2448					
2449					
2450					
2451					
2452					
2453					
2454					
2455					
2456					
2457					
2458					
2459					
2460					
2461					
2462					
2463					
2464					

Column	A	B	C	D	E
Line #	**RunId**	**UnitCategory**	**UnitDescription**	**Year**	**UnitGeneration: : (MWH)**
2465	[redacted]				
2466					
2467					
2468					
2469					
2470					
2471					
2472					
2473					
2474					
2475					
2476					
2477					
2478					
2479					
2480					
2481					
2482					
2483					
2484					
2485					
2486					
2487					
2488					
2489					
2490					
2491					
2492					

Column	A	B	C	D	E
Line #	**RunId**	**UnitCategory**	**UnitDescription**	**Year**	**UnitGeneration: : (MWH)**
2493	[redacted]				
2494					
2495					
2496					
2497					
2498					
2499					
2500					
2501					
2502					
2503					
2504					
2505					
2506					
2507					
2508					
2509					
2510					
2511					
2512					
2513					
2514					
2515					
2516					
2517					
2518					
2519					
2520					

Column	A	B	C	D	E
Line #	**RunId**	**UnitCategory**	**UnitDescription**	**Year**	**UnitGeneration: : (MWH)**
2521	[redacted]				
2522					
2523					
2524					
2525					
2526					
2527					
2528					
2529					
2530					
2531					
2532					
2533					
2534					
2535					
2536					
2537					
2538					
2539					
2540					
2541					
2542					
2543					
2544					
2545					
2546					
2547					
2548					

Column	A	B	C	D	E
Line #	**RunId**	**UnitCategory**	**UnitDescription**	**Year**	**UnitGeneration: : (MWH)**
2549	[redacted]				
2550					
2551					
2552					
2553					
2554					
2555					
2556					
2557					
2558					
2559					
2560					
2561					
2562					
2563					
2564					
2565					
2566					
2567					
2568					
2569					
2570					
2571					
2572					
2573					
2574					
2575					
2576					

Column	A	B	C	D	E
Line #	**RunId**	**UnitCategory**	**UnitDescription**	**Year**	**UnitGeneration: : (MWH)**
2577	[redacted]				
2578					
2579					
2580					
2581					
2582					
2583					
2584					
2585					
2586					
2587					
2588					
2589					
2590					
2591					
2592					
2593					
2594					
2595					
2596					
2597					
2598					
2599					
2600					
2601					
2602					
2603					
2604					

Column	A	B	C	D	E
Line #	**RunId**	**UnitCategory**	**UnitDescription**	**Year**	**UnitGeneration: : (MWH)**
2605	[redacted]				
2606					
2607					
2608					
2609					
2610					
2611					
2612					
2613					
2614					
2615					
2616					
2617					
2618					
2619					
2620					
2621					
2622					
2623					
2624					
2625					
2626					
2627					
2628					
2629					
2630					
2631					
2632					

Column	A	B	C	D	E
Line #	**RunId**	**UnitCategory**	**UnitDescription**	**Year**	**UnitGeneration: : (MWH)**
2633	[redacted]				
2634					
2635					
2636					
2637					
2638					
2639					
2640					
2641					
2642					
2643					
2644					
2645					
2646					
2647					
2648					
2649					
2650					
2651					
2652					
2653					
2654					
2655					
2656					
2657					
2658					
2659					
2660					

Column	A	B	C	D	E
Line #	**RunId**	**UnitCategory**	**UnitDescription**	**Year**	**UnitGeneration: : (MWH)**
2661	[redacted]				
2662					
2663					
2664					
2665					
2666					
2667					
2668					
2669					
2670					
2671					
2672					
2673					
2674					
2675					
2676					
2677					
2678					
2679					
2680					
2681					
2682					
2683					
2684					
2685					
2686					
2687					
2688					

Column	A	B	C	D	E
Line #	**RunId**	**UnitCategory**	**UnitDescription**	**Year**	**UnitGeneration: : (MWH)**
2689	[redacted]				
2690					
2691					
2692					
2693					
2694					
2695					
2696					
2697					
2698					
2699					
2700					
2701					
2702					
2703					
2704					
2705					
2706					
2707					
2708					
2709					
2710					
2711					
2712					
2713					
2714					
2715					
2716					

Column	A	B	C	D	E
Line #	**RunId**	**UnitCategory**	**UnitDescription**	**Year**	**UnitGeneration: : (MWH)**
2717	[redacted]				
2718					
2719					
2720					
2721					
2722					
2723					
2724					
2725					
2726					
2727					
2728					
2729					
2730					
2731					
2732					
2733					
2734					
2735					
2736					
2737					
2738					
2739					
2740					
2741					
2742					
2743					
2744					

Column	A	B	C	D	E
Line #	**RunId**	**UnitCategory**	**UnitDescription**	**Year**	**UnitGeneration: : (MWH)**
2745	[redacted]				
2746					
2747					
2748					
2749					
2750					
2751					
2752					
2753					
2754					
2755					
2756					
2757					
2758					
2759					
2760					
2761					
2762					
2763					
2764					
2765					
2766					
2767					
2768					
2769					
2770					
2771					
2772					

Column	A	B	C	D	E
Line #	**RunId**	**UnitCategory**	**UnitDescription**	**Year**	**UnitGeneration: : (MWH)**
2773	[redacted]				
2774					
2775					
2776					
2777					
2778					
2779					
2780					
2781					
2782					
2783					
2784					
2785					
2786					
2787					
2788					
2789					
2790					
2791					
2792					
2793					
2794					
2795					
2796					
2797					
2798					
2799					
2800					

Column	A	B	C	D	E
Line #	**RunId**	**UnitCategory**	**UnitDescription**	**Year**	**UnitGeneration: : (MWH)**
2801	[redacted]				
2802					
2803					
2804					
2805					
2806					
2807					
2808					
2809					
2810					
2811					
2812					
2813					
2814					
2815					
2816					
2817					
2818					
2819					
2820					
2821					
2822					
2823					
2824					
2825					
2826					
2827					
2828					

Column	A	B	C	D	E
Line #	**RunId**	**UnitCategory**	**UnitDescription**	**Year**	**UnitGeneration: : (MWH)**
2829	[redacted]				
2830					
2831					
2832					
2833					
2834					
2835					
2836					
2837					
2838					
2839					
2840					
2841					
2842					
2843					
2844					
2845					
2846					
2847					
2848					
2849					
2850					
2851					
2852					
2853					
2854					
2855					
2856					

Column	A	B	C	D	E
Line #	**RunId**	**UnitCategory**	**UnitDescription**	**Year**	**UnitGeneration: : (MWH)**
2857	[redacted]				
2858					
2859					
2860					
2861					
2862					
2863					
2864					
2865					
2866					
2867					
2868					
2869					
2870					
2871					
2872					
2873					
2874					
2875					
2876					
2877					
2878					
2879					
2880					
2881					
2882					
2883					
2884					

Column	A	B	C	D	E
Line #	**RunId**	**UnitCategory**	**UnitDescription**	**Year**	**UnitGeneration: : (MWH)**
2885	[redacted]				
2886					
2887					
2888					
2889					
2890					
2891					
2892					
2893					
2894					
2895					
2896					
2897					
2898					
2899					
2900					
2901					
2902					
2903					
2904					
2905					
2906					
2907					
2908					
2909					
2910					
2911					
2912					

Column	A	B	C	D	E
Line #	**RunId**	**UnitCategory**	**UnitDescription**	**Year**	**UnitGeneration: : (MWH)**
2913	[redacted]				
2914					
2915					
2916					
2917					
2918					
2919					
2920					
2921					
2922					
2923					
2924					
2925					
2926					
2927					
2928					
2929					
2930					
2931					
2932					
2933					
2934					
2935					
2936					
2937					
2938					
2939					
2940					

Column	A	B	C	D	E
Line #	**RunId**	**UnitCategory**	**UnitDescription**	**Year**	**UnitGeneration: : (MWH)**
2941	[redacted]				
2942					
2943					
2944					
2945					
2946					
2947					
2948					
2949					
2950					
2951					
2952					
2953					
2954					
2955					
2956					
2957					
2958					
2959					
2960					
2961					
2962					
2963					
2964					
2965					
2966					
2967					
2968					

Column	A	B	C	D	E
Line #	**RunId**	**UnitCategory**	**UnitDescription**	**Year**	**UnitGeneration: : (MWH)**
2969	[redacted]				
2970					
2971					
2972					
2973					
2974					
2975					
2976					
2977					
2978					
2979					
2980					
2981					
2982					
2983					
2984					
2985					
2986					
2987					
2988					
2989					
2990					
2991					
2992					
2993					
2994					
2995					
2996					

Column	A	B	C	D	E
Line #	**RunId**	**UnitCategory**	**UnitDescription**	**Year**	**UnitGeneration: : (MWH)**
2997	[redacted]				
2998					
2999					
3000					
3001					
3002					
3003					
3004					
3005					
3006					
3007					
3008					
3009					
3010					
3011					
3012					
3013					
3014					
3015					
3016					
3017					
3018					
3019					
3020					
3021					
3022					
3023					
3024					

Column	A	B	C	D	E
Line #	**RunId**	**UnitCategory**	**UnitDescription**	**Year**	**UnitGeneration: : (MWH)**
3025	[redacted]				
3026					
3027					
3028					
3029					
3030					
3031					
3032					
3033					
3034					
3035					
3036					
3037					
3038					
3039					
3040					
3041					
3042					
3043					
3044					
3045					
3046					
3047					
3048					
3049					
3050					
3051					
3052					

Column	A	B	C	D	E
Line #	**RunId**	**UnitCategory**	**UnitDescription**	**Year**	**UnitGeneration: : (MWH)**
3053	[redacted]				
3054					
3055					
3056					
3057					
3058					
3059					
3060					
3061					
3062					
3063					
3064					
3065					
3066					
3067					
3068					
3069					
3070					
3071					
3072					
3073					
3074					
3075					
3076					
3077					
3078					
3079					
3080					

Column	A	B	C	D	E
Line #	**RunId**	**UnitCategory**	**UnitDescription**	**Year**	**UnitGeneration: : (MWH)**
3081	[redacted]				
3082					
3083					
3084					
3085					
3086					
3087					
3088					
3089					
3090					
3091					
3092					
3093					
3094					
3095					
3096					
3097					
3098					
3099					
3100					
3101					
3102					
3103					
3104					
3105					
3106					
3107					
3108					

Column	A	B	C	D	E
Line #	**RunId**	**UnitCategory**	**UnitDescription**	**Year**	**UnitGeneration: : (MWH)**
3109	[redacted]				
3110					
3111					
3112					
3113					
3114					
3115					
3116					
3117					
3118					
3119					
3120					
3121					
3122					
3123					
3124					
3125					
3126					
3127					
3128					
3129					
3130					
3131					
3132					
3133					
3134					
3135					
3136					

Column	A	B	C	D	E
Line #	**RunId**	**UnitCategory**	**UnitDescription**	**Year**	**UnitGeneration: : (MWH)**
3137	[redacted]				
3138					
3139					
3140					
3141					
3142					
3143					
3144					
3145					
3146					
3147					
3148					
3149					
3150					
3151					
3152					
3153					
3154					
3155					
3156					
3157					
3158					
3159					
3160					
3161					
3162					
3163					
3164					

Column	A	B	C	D	E
Line #	**RunId**	**UnitCategory**	**UnitDescription**	**Year**	**UnitGeneration: : (MWH)**
3165	[redacted]				
3166					
3167					
3168					
3169					
3170					
3171					
3172					
3173					
3174					
3175					
3176					
3177					
3178					
3179					
3180					
3181					
3182					
3183					
3184					
3185					
3186					
3187					
3188					
3189					
3190					
3191					
3192					

Column	A	B	C	D	E
Line #	**RunId**	**UnitCategory**	**UnitDescription**	**Year**	**UnitGeneration: : (MWH)**
3193	[redacted]				
3194					
3195					
3196					
3197					
3198					
3199					
3200					
3201					
3202					
3203					
3204					
3205					
3206					
3207					
3208					
3209					
3210					
3211					
3212					
3213					
3214					
3215					
3216					
3217					
3218					
3219					
3220					

Column	A	B	C	D	E
Line #	**RunId**	**UnitCategory**	**UnitDescription**	**Year**	**UnitGeneration: : (MWH)**
3221	[redacted]				
3222					
3223					
3224					
3225					
3226					
3227					
3228					
3229					
3230					
3231					
3232					
3233					
3234					
3235					
3236					
3237					
3238					
3239					
3240					
3241					
3242					
3243					
3244					
3245					
3246					
3247					
3248					

Column	A	B	C	D	E
Line #	**RunId**	**UnitCategory**	**UnitDescription**	**Year**	**UnitGeneration: : (MWH)**
3249	[redacted]				
3250					
3251					
3252					
3253					
3254					
3255					
3256					
3257					
3258					
3259					
3260					
3261					
3262					
3263					
3264					
3265					
3266					
3267					
3268					
3269					
3270					
3271					
3272					
3273					
3274					
3275					
3276					

Column	A	B	C	D	E
Line #	**RunId**	**UnitCategory**	**UnitDescription**	**Year**	**UnitGeneration: : (MWH)**
3277	[redacted]				
3278					
3279					
3280					
3281					
3282					
3283					
3284					
3285					
3286					
3287					
3288					
3289					
3290					
3291					
3292					
3293					
3294					
3295					
3296					
3297					
3298					
3299					
3300					
3301					
3302					
3303					
3304					

Column	A	B	C	D	E
Line #	**RunId**	**UnitCategory**	**UnitDescription**	**Year**	**UnitGeneration: : (MWH)**
3305	[redacted]				
3306					
3307					
3308					
3309					
3310					
3311					
3312					
3313					
3314					
3315					
3316					
3317					
3318					
3319					
3320					
3321					
3322					
3323					
3324					
3325					
3326					
3327					
3328					
3329					
3330					
3331					
3332					

Column	A	B	C	D	E
Line #	**RunId**	**UnitCategory**	**UnitDescription**	**Year**	**UnitGeneration: : (MWH)**
3333	[redacted]				
3334					
3335					
3336					
3337					
3338					
3339					
3340					
3341					
3342					
3343					
3344					
3345					
3346					
3347					
3348					
3349					
3350					
3351					
3352					
3353					
3354					
3355					
3356					
3357					
3358					
3359					
3360					

Column	A	B	C	D	E
Line #	**RunId**	**UnitCategory**	**UnitDescription**	**Year**	**UnitGeneration: : (MWH)**
3361	[redacted]				
3362					
3363					
3364					
3365					
3366					
3367					
3368					
3369					
3370					
3371					
3372					
3373					
3374					
3375					
3376					
3377					
3378					
3379					
3380					
3381					
3382					
3383					
3384					
3385					
3386					
3387					
3388					

Column	A	B	C	D	E
Line #	**RunId**	**UnitCategory**	**UnitDescription**	**Year**	**UnitGeneration: : (MWH)**
3389	[redacted]				
3390					
3391					
3392					
3393					
3394					
3395					
3396					
3397					
3398					
3399					
3400					
3401					
3402					
3403					
3404					
3405					
3406					
3407					
3408					
3409					
3410					
3411					
3412					
3413					
3414					
3415					
3416					

Column	A	B	C	D	E
Line #	**RunId**	**UnitCategory**	**UnitDescription**	**Year**	**UnitGeneration: : (MWH)**
3417	[redacted]				
3418					
3419					
3420					
3421					
3422					
3423					
3424					
3425					
3426					
3427					
3428					
3429					
3430					
3431					
3432					
3433					
3434					
3435					
3436					
3437					
3438					
3439					
3440					
3441					
3442					
3443					
3444					

Column	A	B	C	D	E
Line #	**RunId**	**UnitCategory**	**UnitDescription**	**Year**	**UnitGeneration: : (MWH)**
3445	[redacted]				
3446					
3447					
3448					
3449					
3450					
3451					
3452					
3453					
3454					
3455					
3456					
3457					
3458					
3459					
3460					
3461					
3462					
3463					
3464					
3465					
3466					
3467					
3468					
3469					
3470					
3471					
3472					

Column	A	B	C	D	E
Line #	**RunId**	**UnitCategory**	**UnitDescription**	**Year**	**UnitGeneration: : (MWH)**
3473	[redacted]				
3474					
3475					
3476					
3477					
3478					
3479					
3480					
3481					
3482					
3483					
3484					
3485					
3486					
3487					
3488					
3489					
3490					
3491					
3492					
3493					
3494					
3495					
3496					
3497					
3498					
3499					
3500					

Column	A	B	C	D	E
Line #	**RunId**	**UnitCategory**	**UnitDescription**	**Year**	**UnitGeneration: : (MWH)**
3501	[redacted]				
3502					
3503					
3504					
3505					
3506					
3507					
3508					
3509					
3510					
3511					
3512					
3513					
3514					
3515					
3516					
3517					
3518					
3519					
3520					
3521					
3522					
3523					
3524					
3525					
3526					
3527					
3528					

Column	A	B	C	D	E
Line #	**RunId**	**UnitCategory**	**UnitDescription**	**Year**	**UnitGeneration: : (MWH)**
3529	[redacted]				
3530					
3531					
3532					
3533					
3534					
3535					
3536					
3537					
3538					
3539					
3540					
3541					
3542					
3543					
3544					
3545					
3546					
3547					
3548					
3549					
3550					
3551					
3552					
3553					
3554					
3555					
3556					

Column	A	B	C	D	E
Line #	**RunId**	**UnitCategory**	**UnitDescription**	**Year**	**UnitGeneration: : (MWH)**
3557	[redacted]				
3558					
3559					
3560					
3561					
3562					
3563					
3564					
3565					
3566					
3567					
3568					
3569					
3570					
3571					
3572					
3573					
3574					
3575					
3576					
3577					
3578					
3579					
3580					
3581					
3582					
3583					
3584					

Column	A	B	C	D	E
Line #	**RunId**	**UnitCategory**	**UnitDescription**	**Year**	**UnitGeneration: : (MWH)**
3585	[redacted]				
3586					
3587					
3588					
3589					
3590					
3591					
3592					
3593					
3594					
3595					
3596					
3597					
3598					
3599					
3600					
3601					
3602					
3603					
3604					
3605					
3606					
3607					
3608					
3609					
3610					
3611					
3612					

Column	A	B	C	D	E
Line #	**RunId**	**UnitCategory**	**UnitDescription**	**Year**	**UnitGeneration: : (MWH)**
3613	[redacted]				
3614					
3615					
3616					
3617					
3618					
3619					
3620					
3621					
3622					
3623					
3624					
3625					
3626					
3627					
3628					
3629					
3630					
3631					
3632					
3633					
3634					
3635					
3636					
3637					
3638					
3639					
3640					

Column	A	B	C	D	E
Line #	**RunId**	**UnitCategory**	**UnitDescription**	**Year**	**UnitGeneration: : (MWH)**
3641	[redacted]				
3642					
3643					
3644					
3645					
3646					
3647					
3648					
3649					
3650					
3651					
3652					
3653					
3654					
3655					
3656					
3657					
3658					
3659					
3660					
3661					
3662					
3663					
3664					
3665					
3666					
3667					
3668					

Column	A	B	C	D	E
Line #	**RunId**	**UnitCategory**	**UnitDescription**	**Year**	**UnitGeneration: : (MWH)**
3669	[redacted]				
3670					
3671					
3672					
3673					
3674					
3675					
3676					
3677					
3678					
3679					
3680					
3681					
3682					
3683					
3684					
3685					
3686					
3687					
3688					
3689					
3690					
3691					
3692					
3693					
3694					
3695					
3696					

Column	A	B	C	D	E
Line #	**RunId**	**UnitCategory**	**UnitDescription**	**Year**	**UnitGeneration: : (MWH)**
3697	[redacted]				
3698					
3699					
3700					
3701					
3702					
3703					
3704					
3705					
3706					
3707					
3708					
3709					
3710					
3711					
3712					
3713					
3714					
3715					
3716					
3717					
3718					
3719					
3720					
3721					
3722					
3723					
3724					

Column	A	B	C	D	E
Line #	**RunId**	**UnitCategory**	**UnitDescription**	**Year**	**UnitGeneration: : (MWH)**
3725	[redacted]				
3726					
3727					
3728					
3729					
3730					
3731					
3732					
3733					
3734					
3735					
3736					
3737					
3738					
3739					
3740					
3741					
3742					
3743					
3744					
3745					
3746					
3747					
3748					
3749					
3750					
3751					
3752					

Column	A	B	C	D	E
Line #	**RunId**	**UnitCategory**	**UnitDescription**	**Year**	**UnitGeneration: : (MWH)**
3753	[redacted]				
3754					
3755					
3756					
3757					
3758					
3759					
3760					
3761					
3762					
3763					
3764					
3765					
3766					
3767					
3768					
3769					
3770					
3771					
3772					
3773					
3774					
3775					
3776					
3777					
3778					
3779					
3780					

Column	A	B	C	D	E
Line #	**RunId**	**UnitCategory**	**UnitDescription**	**Year**	**UnitGeneration: : (MWH)**
3781	[redacted]				
3782					
3783					
3784					
3785					
3786					
3787					
3788					
3789					
3790					
3791					
3792					
3793					
3794					
3795					
3796					
3797					
3798					
3799					
3800					
3801					
3802					
3803					
3804					
3805					
3806					
3807					
3808					

Column	A	B	C	D	E
Line #	**RunId**	**UnitCategory**	**UnitDescription**	**Year**	**UnitGeneration: : (MWH)**
3809	[redacted]				
3810					
3811					
3812					
3813					
3814					
3815					
3816					
3817					
3818					
3819					
3820					
3821					
3822					
3823					
3824					
3825					
3826					
3827					
3828					
3829					
3830					
3831					
3832					
3833					
3834					
3835					
3836					

Column	A	B	C	D	E
Line #	**RunId**	**UnitCategory**	**UnitDescription**	**Year**	**UnitGeneration: : (MWH)**
3837	[redacted]				
3838					
3839					
3840					
3841					
3842					
3843					
3844					
3845					
3846					
3847					
3848					
3849					
3850					
3851					
3852					
3853					
3854					
3855					
3856					
3857					
3858					
3859					
3860					
3861					
3862					
3863					
3864					

Column	A	B	C	D	E
Line #	**RunId**	**UnitCategory**	**UnitDescription**	**Year**	**UnitGeneration: : (MWH)**
3865	[redacted]				
3866					
3867					
3868					
3869					
3870					
3871					
3872					
3873					
3874					
3875					
3876					
3877					
3878					
3879					
3880					
3881					
3882					
3883					
3884					
3885					
3886					
3887					
3888					
3889					
3890					
3891					
3892					

Column	A	B	C	D	E
Line #	**RunId**	**UnitCategory**	**UnitDescription**	**Year**	**UnitGeneration: : (MWH)**
3893	[redacted]				
3894					
3895					
3896					
3897					
3898					
3899					
3900					
3901					
3902					
3903					
3904					
3905					
3906					
3907					
3908					
3909					
3910					
3911					
3912					
3913					
3914					
3915					
3916					
3917					
3918					
3919					
3920					

Column	A	B	C	D	E
Line #	**RunId**	**UnitCategory**	**UnitDescription**	**Year**	**UnitGeneration: : (MWH)**
3921	[redacted]				
3922					
3923					
3924					
3925					
3926					
3927					
3928					
3929					
3930					
3931					
3932					
3933					
3934					
3935					
3936					
3937					
3938					
3939					
3940					
3941					
3942					
3943					
3944					
3945					
3946					
3947					
3948					

Column	A	B	C	D	E
Line #	**RunId**	**UnitCategory**	**UnitDescription**	**Year**	**UnitGeneration: : (MWH)**
3949	[redacted]				
3950					
3951					
3952					
3953					
3954					
3955					
3956					
3957					
3958					
3959					
3960					
3961					
3962					
3963					
3964					
3965					
3966					
3967					
3968					
3969					
3970					
3971					
3972					
3973					
3974					
3975					
3976					

Column	A	B	C	D	E
Line #	**RunId**	**UnitCategory**	**UnitDescription**	**Year**	**UnitGeneration: : (MWH)**
3977	[redacted]				
3978					
3979					
3980					
3981					
3982					
3983					
3984					
3985					
3986					
3987					
3988					
3989					
3990					
3991					
3992					
3993					
3994					
3995					
3996					
3997					
3998					
3999					
4000					
4001					
4002					
4003					
4004					

Column	A	B	C	D	E
Line #	**RunId**	**UnitCategory**	**UnitDescription**	**Year**	**UnitGeneration: : (MWH)**
4005	[redacted]				
4006					
4007					
4008					
4009					
4010					
4011					
4012					
4013					
4014					
4015					
4016					
4017					
4018					
4019					
4020					
4021					
4022					
4023					
4024					
4025					
4026					
4027					
4028					
4029					
4030					
4031					
4032					

Column	A	B	C	D	E
Line #	**RunId**	**UnitCategory**	**UnitDescription**	**Year**	**UnitGeneration: : (MWH)**
4033	[redacted]				
4034					
4035					
4036					
4037					
4038					
4039					
4040					
4041					
4042					

Column	F	G	H	I
Line #	**TotVarProdCostByUnit: : ($)**	**UnitEmissions: NOX: (LBS)**	**UnitEmissions: RGGICO2: (LBS)**	**UnitEmissions: SOX: (LBS)**
1	[redacted]			
2				
3				
4				
5				
6				
7				
8				
9				
10				
11				
12				
13				
14				
15				
16				
17				
18				
19				
20				
21				
22				
23				
24				
25				
26				
27				
28				

Column	F	G	H	I
Line #	**TotVarProdCostByUnit: : ($)**	**UnitEmissions: NOX: (LBS)**	**UnitEmissions: RGGICO2: (LBS)**	**UnitEmissions: SOX: (LBS)**
29	[redacted]			
30				
31				
32				
33				
34				
35				
36				
37				
38				
39				
40				
41				
42				
43				
44				
45				
46				
47				
48				
49				
50				
51				
52				
53				
54				
55				
56				

Column	F	G	H	I
Line #	**TotVarProdCostByUnit: : ($)**	**UnitEmissions: NOX: (LBS)**	**UnitEmissions: RGGICO2: (LBS)**	**UnitEmissions: SOX: (LBS)**
57	[redacted]			
58				
59				
60				
61				
62				
63				
64				
65				
66				
67				
68				
69				
70				
71				
72				
73				
74				
75				
76				
77				
78				
79				
80				
81				
82				
83				
84				

Column	F	G	H	I
Line #	**TotVarProdCostByUnit: : ($)**	**UnitEmissions: NOX: (LBS)**	**UnitEmissions: RGGICO2: (LBS)**	**UnitEmissions: SOX: (LBS)**
85	[redacted]			
86				
87				
88				
89				
90				
91				
92				
93				
94				
95				
96				
97				
98				
99				
100				
101				
102				
103				
104				
105				
106				
107				
108				
109				
110				
111				
112				

Column	F	G	H	I
Line #	**TotVarProdCostByUnit: : ($)**	**UnitEmissions: NOX: (LBS)**	**UnitEmissions: RGGICO2: (LBS)**	**UnitEmissions: SOX: (LBS)**
113	[redacted]			
114				
115				
116				
117				
118				
119				
120				
121				
122				
123				
124				
125				
126				
127				
128				
129				
130				
131				
132				
133				
134				
135				
136				
137				
138				
139				
140				

Column	F	G	H	I
Line #	**TotVarProdCostByUnit: : ($)**	**UnitEmissions: NOX: (LBS)**	**UnitEmissions: RGGICO2: (LBS)**	**UnitEmissions: SOX: (LBS)**
141	[redacted]			
142				
143				
144				
145				
146				
147				
148				
149				
150				
151				
152				
153				
154				
155				
156				
157				
158				
159				
160				
161				
162				
163				
164				
165				
166				
167				
168				

Column	F	G	H	I
Line #	**TotVarProdCostByUnit: : ($)**	**UnitEmissions: NOX: (LBS)**	**UnitEmissions: RGGICO2: (LBS)**	**UnitEmissions: SOX: (LBS)**
169	[redacted]			
170				
171				
172				
173				
174				
175				
176				
177				
178				
179				
180				
181				
182				
183				
184				
185				
186				
187				
188				
189				
190				
191				
192				
193				
194				
195				
196				

Column	F	G	H	I
Line #	**TotVarProdCostByUnit: : ($)**	**UnitEmissions: NOX: (LBS)**	**UnitEmissions: RGGICO2: (LBS)**	**UnitEmissions: SOX: (LBS)**
197	[redacted]			
198				
199				
200				
201				
202				
203				
204				
205				
206				
207				
208				
209				
210				
211				
212				
213				
214				
215				
216				
217				
218				
219				
220				
221				
222				
223				
224				

Column	F	G	H	I
Line #	**TotVarProdCostByUnit: : ($)**	**UnitEmissions: NOX: (LBS)**	**UnitEmissions: RGGICO2: (LBS)**	**UnitEmissions: SOX: (LBS)**
225	[redacted]			
226				
227				
228				
229				
230				
231				
232				
233				
234				
235				
236				
237				
238				
239				
240				
241				
242				
243				
244				
245				
246				
247				
248				
249				
250				
251				
252				

Column	F	G	H	I
Line #	**TotVarProdCostByUnit: : ($)**	**UnitEmissions: NOX: (LBS)**	**UnitEmissions: RGGICO2: (LBS)**	**UnitEmissions: SOX: (LBS)**
253	[redacted]			
254				
255				
256				
257				
258				
259				
260				
261				
262				
263				
264				
265				
266				
267				
268				
269				
270				
271				
272				
273				
274				
275				
276				
277				
278				
279				
280				

Column	F	G	H	I
Line #	**TotVarProdCostByUnit: : ($)**	**UnitEmissions: NOX: (LBS)**	**UnitEmissions: RGGICO2: (LBS)**	**UnitEmissions: SOX: (LBS)**
281	[redacted]			
282				
283				
284				
285				
286				
287				
288				
289				
290				
291				
292				
293				
294				
295				
296				
297				
298				
299				
300				
301				
302				
303				
304				
305				
306				
307				
308				

Column	F	G	H	I
Line #	**TotVarProdCostByUnit: : ($)**	**UnitEmissions: NOX: (LBS)**	**UnitEmissions: RGGICO2: (LBS)**	**UnitEmissions: SOX: (LBS)**
309	[redacted]			
310				
311				
312				
313				
314				
315				
316				
317				
318				
319				
320				
321				
322				
323				
324				
325				
326				
327				
328				
329				
330				
331				
332				
333				
334				
335				
336				

Column	F	G	H	I
Line #	**TotVarProdCostByUnit: : ($)**	**UnitEmissions: NOX: (LBS)**	**UnitEmissions: RGGICO2: (LBS)**	**UnitEmissions: SOX: (LBS)**
337	[redacted]			
338				
339				
340				
341				
342				
343				
344				
345				
346				
347				
348				
349				
350				
351				
352				
353				
354				
355				
356				
357				
358				
359				
360				
361				
362				
363				
364				

Column	F	G	H	I
Line #	**TotVarProdCostByUnit: : ($)**	**UnitEmissions: NOX: (LBS)**	**UnitEmissions: RGGICO2: (LBS)**	**UnitEmissions: SOX: (LBS)**
365	[redacted]			
366				
367				
368				
369				
370				
371				
372				
373				
374				
375				
376				
377				
378				
379				
380				
381				
382				
383				
384				
385				
386				
387				
388				
389				
390				
391				
392				

Column	F	G	H	I
Line #	**TotVarProdCostByUnit: : ($)**	**UnitEmissions: NOX: (LBS)**	**UnitEmissions: RGGICO2: (LBS)**	**UnitEmissions: SOX: (LBS)**
393	[redacted]			
394				
395				
396				
397				
398				
399				
400				
401				
402				
403				
404				
405				
406				
407				
408				
409				
410				
411				
412				
413				
414				
415				
416				
417				
418				
419				
420				

Column	F	G	H	I
Line #	**TotVarProdCostByUnit: : ($)**	**UnitEmissions: NOX: (LBS)**	**UnitEmissions: RGGICO2: (LBS)**	**UnitEmissions: SOX: (LBS)**
421	[redacted]			
422				
423				
424				
425				
426				
427				
428				
429				
430				
431				
432				
433				
434				
435				
436				
437				
438				
439				
440				
441				
442				
443				
444				
445				
446				
447				
448				

Column	F	G	H	I
Line #	**TotVarProdCostByUnit: : ($)**	**UnitEmissions: NOX: (LBS)**	**UnitEmissions: RGGICO2: (LBS)**	**UnitEmissions: SOX: (LBS)**
449	[redacted]			
450				
451				
452				
453				
454				
455				
456				
457				
458				
459				
460				
461				
462				
463				
464				
465				
466				
467				
468				
469				
470				
471				
472				
473				
474				
475				
476				

Column	F	G	H	I
Line #	**TotVarProdCostByUnit: : ($)**	**UnitEmissions: NOX: (LBS)**	**UnitEmissions: RGGICO2: (LBS)**	**UnitEmissions: SOX: (LBS)**
477	[redacted]			
478				
479				
480				
481				
482				
483				
484				
485				
486				
487				
488				
489				
490				
491				
492				
493				
494				
495				
496				
497				
498				
499				
500				
501				
502				
503				
504				

Column	F	G	H	I
Line #	**TotVarProdCostByUnit: : ($)**	**UnitEmissions: NOX: (LBS)**	**UnitEmissions: RGGICO2: (LBS)**	**UnitEmissions: SOX: (LBS)**
505	[redacted]			
506				
507				
508				
509				
510				
511				
512				
513				
514				
515				
516				
517				
518				
519				
520				
521				
522				
523				
524				
525				
526				
527				
528				
529				
530				
531				
532				

Column	F	G	H	I
Line #	**TotVarProdCostByUnit: : ($)**	**UnitEmissions: NOX: (LBS)**	**UnitEmissions: RGGICO2: (LBS)**	**UnitEmissions: SOX: (LBS)**
533	[redacted]			
534				
535				
536				
537				
538				
539				
540				
541				
542				
543				
544				
545				
546				
547				
548				
549				
550				
551				
552				
553				
554				
555				
556				
557				
558				
559				
560				

Column	F	G	H	I
Line #	**TotVarProdCostByUnit: : ($)**	**UnitEmissions: NOX: (LBS)**	**UnitEmissions: RGGICO2: (LBS)**	**UnitEmissions: SOX: (LBS)**
561	[redacted]			
562				
563				
564				
565				
566				
567				
568				
569				
570				
571				
572				
573				
574				
575				
576				
577				
578				
579				
580				
581				
582				
583				
584				
585				
586				
587				
588				

Column	F	G	H	I
Line #	**TotVarProdCostByUnit: : ($)**	**UnitEmissions: NOX: (LBS)**	**UnitEmissions: RGGICO2: (LBS)**	**UnitEmissions: SOX: (LBS)**
589	[redacted]			
590				
591				
592				
593				
594				
595				
596				
597				
598				
599				
600				
601				
602				
603				
604				
605				
606				
607				
608				
609				
610				
611				
612				
613				
614				
615				
616				

Column	F	G	H	I
Line #	**TotVarProdCostByUnit: : ($)**	**UnitEmissions: NOX: (LBS)**	**UnitEmissions: RGGICO2: (LBS)**	**UnitEmissions: SOX: (LBS)**
617	[redacted]			
618				
619				
620				
621				
622				
623				
624				
625				
626				
627				
628				
629				
630				
631				
632				
633				
634				
635				
636				
637				
638				
639				
640				
641				
642				
643				
644				

Column	F	G	H	I
Line #	**TotVarProdCostByUnit: : ($)**	**UnitEmissions: NOX: (LBS)**	**UnitEmissions: RGGICO2: (LBS)**	**UnitEmissions: SOX: (LBS)**
645	[redacted]			
646				
647				
648				
649				
650				
651				
652				
653				
654				
655				
656				
657				
658				
659				
660				
661				
662				
663				
664				
665				
666				
667				
668				
669				
670				
671				
672				

Column	F	G	H	I
Line #	**TotVarProdCostByUnit: : ($)**	**UnitEmissions: NOX: (LBS)**	**UnitEmissions: RGGICO2: (LBS)**	**UnitEmissions: SOX: (LBS)**
673	[redacted]			
674				
675				
676				
677				
678				
679				
680				
681				
682				
683				
684				
685				
686				
687				
688				
689				
690				
691				
692				
693				
694				
695				
696				
697				
698				
699				
700				

Column	F	G	H	I
Line #	**TotVarProdCostByUnit: : ($)**	**UnitEmissions: NOX: (LBS)**	**UnitEmissions: RGGICO2: (LBS)**	**UnitEmissions: SOX: (LBS)**
701	[redacted]			
702				
703				
704				
705				
706				
707				
708				
709				
710				
711				
712				
713				
714				
715				
716				
717				
718				
719				
720				
721				
722				
723				
724				
725				
726				
727				
728				

Column	F	G	H	I
Line #	**TotVarProdCostByUnit: : ($)**	**UnitEmissions: NOX: (LBS)**	**UnitEmissions: RGGICO2: (LBS)**	**UnitEmissions: SOX: (LBS)**
729	[redacted]			
730				
731				
732				
733				
734				
735				
736				
737				
738				
739				
740				
741				
742				
743				
744				
745				
746				
747				
748				
749				
750				
751				
752				
753				
754				
755				
756				

Column	F	G	H	I
Line #	**TotVarProdCostByUnit: : ($)**	**UnitEmissions: NOX: (LBS)**	**UnitEmissions: RGGICO2: (LBS)**	**UnitEmissions: SOX: (LBS)**
757	[redacted]			
758				
759				
760				
761				
762				
763				
764				
765				
766				
767				
768				
769				
770				
771				
772				
773				
774				
775				
776				
777				
778				
779				
780				
781				
782				
783				
784				

Column	F	G	H	I
Line #	**TotVarProdCostByUnit: : ($)**	**UnitEmissions: NOX: (LBS)**	**UnitEmissions: RGGICO2: (LBS)**	**UnitEmissions: SOX: (LBS)**
785	[redacted]			
786				
787				
788				
789				
790				
791				
792				
793				
794				
795				
796				
797				
798				
799				
800				
801				
802				
803				
804				
805				
806				
807				
808				
809				
810				
811				
812				

Column	F	G	H	I
Line #	**TotVarProdCostByUnit: : ($)**	**UnitEmissions: NOX: (LBS)**	**UnitEmissions: RGGICO2: (LBS)**	**UnitEmissions: SOX: (LBS)**
813	[redacted]			
814				
815				
816				
817				
818				
819				
820				
821				
822				
823				
824				
825				
826				
827				
828				
829				
830				
831				
832				
833				
834				
835				
836				
837				
838				
839				
840				

Column	F	G	H	I
Line #	**TotVarProdCostByUnit: : ($)**	**UnitEmissions: NOX: (LBS)**	**UnitEmissions: RGGICO2: (LBS)**	**UnitEmissions: SOX: (LBS)**
841	[redacted]			
842				
843				
844				
845				
846				
847				
848				
849				
850				
851				
852				
853				
854				
855				
856				
857				
858				
859				
860				
861				
862				
863				
864				
865				
866				
867				
868				

Column	F	G	H	I
Line #	**TotVarProdCostByUnit: : ($)**	**UnitEmissions: NOX: (LBS)**	**UnitEmissions: RGGICO2: (LBS)**	**UnitEmissions: SOX: (LBS)**
869	[redacted]			
870				
871				
872				
873				
874				
875				
876				
877				
878				
879				
880				
881				
882				
883				
884				
885				
886				
887				
888				
889				
890				
891				
892				
893				
894				
895				
896				

Column	F	G	H	I
Line #	**TotVarProdCostByUnit: : ($)**	**UnitEmissions: NOX: (LBS)**	**UnitEmissions: RGGICO2: (LBS)**	**UnitEmissions: SOX: (LBS)**
897	[redacted]			
898				
899				
900				
901				
902				
903				
904				
905				
906				
907				
908				
909				
910				
911				
912				
913				
914				
915				
916				
917				
918				
919				
920				
921				
922				
923				
924				

Column	F	G	H	I
Line #	**TotVarProdCostByUnit: : ($)**	**UnitEmissions: NOX: (LBS)**	**UnitEmissions: RGGICO2: (LBS)**	**UnitEmissions: SOX: (LBS)**
925	[redacted]			
926				
927				
928				
929				
930				
931				
932				
933				
934				
935				
936				
937				
938				
939				
940				
941				
942				
943				
944				
945				
946				
947				
948				
949				
950				
951				
952				

Column	F	G	H	I
Line #	**TotVarProdCostByUnit: : ($)**	**UnitEmissions: NOX: (LBS)**	**UnitEmissions: RGGICO2: (LBS)**	**UnitEmissions: SOX: (LBS)**
953	[redacted]			
954				
955				
956				
957				
958				
959				
960				
961				
962				
963				
964				
965				
966				
967				
968				
969				
970				
971				
972				
973				
974				
975				
976				
977				
978				
979				
980				

Column	F	G	H	I
Line #	**TotVarProdCostByUnit: : ($)**	**UnitEmissions: NOX: (LBS)**	**UnitEmissions: RGGICO2: (LBS)**	**UnitEmissions: SOX: (LBS)**
981	[redacted]			
982				
983				
984				
985				
986				
987				
988				
989				
990				
991				
992				
993				
994				
995				
996				
997				
998				
999				
1000				
1001				
1002				
1003				
1004				
1005				
1006				
1007				
1008				

Column	F	G	H	I
Line #	**TotVarProdCostByUnit: : ($)**	**UnitEmissions: NOX: (LBS)**	**UnitEmissions: RGGICO2: (LBS)**	**UnitEmissions: SOX: (LBS)**
1009	[redacted]			
1010				
1011				
1012				
1013				
1014				
1015				
1016				
1017				
1018				
1019				
1020				
1021				
1022				
1023				
1024				
1025				
1026				
1027				
1028				
1029				
1030				
1031				
1032				
1033				
1034				
1035				
1036				

Column	F	G	H	I
Line #	**TotVarProdCostByUnit: : ($)**	**UnitEmissions: NOX: (LBS)**	**UnitEmissions: RGGICO2: (LBS)**	**UnitEmissions: SOX: (LBS)**
1037	[redacted]			
1038				
1039				
1040				
1041				
1042				
1043				
1044				
1045				
1046				
1047				
1048				
1049				
1050				
1051				
1052				
1053				
1054				
1055				
1056				
1057				
1058				
1059				
1060				
1061				
1062				
1063				
1064				

Column	F	G	H	I
Line #	**TotVarProdCostByUnit: : ($)**	**UnitEmissions: NOX: (LBS)**	**UnitEmissions: RGGICO2: (LBS)**	**UnitEmissions: SOX: (LBS)**
1065	[redacted]			
1066				
1067				
1068				
1069				
1070				
1071				
1072				
1073				
1074				
1075				
1076				
1077				
1078				
1079				
1080				
1081				
1082				
1083				
1084				
1085				
1086				
1087				
1088				
1089				
1090				
1091				
1092				

Column	F	G	H	I
Line #	**TotVarProdCostByUnit: : ($)**	**UnitEmissions: NOX: (LBS)**	**UnitEmissions: RGGICO2: (LBS)**	**UnitEmissions: SOX: (LBS)**
1093	[redacted]			
1094				
1095				
1096				
1097				
1098				
1099				
1100				
1101				
1102				
1103				
1104				
1105				
1106				
1107				
1108				
1109				
1110				
1111				
1112				
1113				
1114				
1115				
1116				
1117				
1118				
1119				
1120				

Column	F	G	H	I
Line #	**TotVarProdCostByUnit: : ($)**	**UnitEmissions: NOX: (LBS)**	**UnitEmissions: RGGICO2: (LBS)**	**UnitEmissions: SOX: (LBS)**
1121	[redacted]			
1122				
1123				
1124				
1125				
1126				
1127				
1128				
1129				
1130				
1131				
1132				
1133				
1134				
1135				
1136				
1137				
1138				
1139				
1140				
1141				
1142				
1143				
1144				
1145				
1146				
1147				
1148				

Column	F	G	H	I
Line #	**TotVarProdCostByUnit: : ($)**	**UnitEmissions: NOX: (LBS)**	**UnitEmissions: RGGICO2: (LBS)**	**UnitEmissions: SOX: (LBS)**
1149	[redacted]			
1150				
1151				
1152				
1153				
1154				
1155				
1156				
1157				
1158				
1159				
1160				
1161				
1162				
1163				
1164				
1165				
1166				
1167				
1168				
1169				
1170				
1171				
1172				
1173				
1174				
1175				
1176				

Column	F	G	H	I
Line #	**TotVarProdCostByUnit: : ($)**	**UnitEmissions: NOX: (LBS)**	**UnitEmissions: RGGICO2: (LBS)**	**UnitEmissions: SOX: (LBS)**
1177	[redacted]			
1178				
1179				
1180				
1181				
1182				
1183				
1184				
1185				
1186				
1187				
1188				
1189				
1190				
1191				
1192				
1193				
1194				
1195				
1196				
1197				
1198				
1199				
1200				
1201				
1202				
1203				
1204				

Column	F	G	H	I
Line #	**TotVarProdCostByUnit: : ($)**	**UnitEmissions: NOX: (LBS)**	**UnitEmissions: RGGICO2: (LBS)**	**UnitEmissions: SOX: (LBS)**
1205	[redacted]			
1206				
1207				
1208				
1209				
1210				
1211				
1212				
1213				
1214				
1215				
1216				
1217				
1218				
1219				
1220				
1221				
1222				
1223				
1224				
1225				
1226				
1227				
1228				
1229				
1230				
1231				
1232				

Column	F	G	H	I
Line #	**TotVarProdCostByUnit: : ($)**	**UnitEmissions: NOX: (LBS)**	**UnitEmissions: RGGICO2: (LBS)**	**UnitEmissions: SOX: (LBS)**
1233	[redacted]			
1234				
1235				
1236				
1237				
1238				
1239				
1240				
1241				
1242				
1243				
1244				
1245				
1246				
1247				
1248				
1249				
1250				
1251				
1252				
1253				
1254				
1255				
1256				
1257				
1258				
1259				
1260				

Column	F	G	H	I
Line #	**TotVarProdCostByUnit: : ($)**	**UnitEmissions: NOX: (LBS)**	**UnitEmissions: RGGICO2: (LBS)**	**UnitEmissions: SOX: (LBS)**
1261	[redacted]			
1262				
1263				
1264				
1265				
1266				
1267				
1268				
1269				
1270				
1271				
1272				
1273				
1274				
1275				
1276				
1277				
1278				
1279				
1280				
1281				
1282				
1283				
1284				
1285				
1286				
1287				
1288				

Column	F	G	H	I
Line #	**TotVarProdCostByUnit: : ($)**	**UnitEmissions: NOX: (LBS)**	**UnitEmissions: RGGICO2: (LBS)**	**UnitEmissions: SOX: (LBS)**
1289	[redacted]			
1290				
1291				
1292				
1293				
1294				
1295				
1296				
1297				
1298				
1299				
1300				
1301				
1302				
1303				
1304				
1305				
1306				
1307				
1308				
1309				
1310				
1311				
1312				
1313				
1314				
1315				
1316				

Column	F	G	H	I
Line #	**TotVarProdCostByUnit: : ($)**	**UnitEmissions: NOX: (LBS)**	**UnitEmissions: RGGICO2: (LBS)**	**UnitEmissions: SOX: (LBS)**
1317	[redacted]			
1318				
1319				
1320				
1321				
1322				
1323				
1324				
1325				
1326				
1327				
1328				
1329				
1330				
1331				
1332				
1333				
1334				
1335				
1336				
1337				
1338				
1339				
1340				
1341				
1342				
1343				
1344				

Column	F	G	H	I
Line #	**TotVarProdCostByUnit: : ($)**	**UnitEmissions: NOX: (LBS)**	**UnitEmissions: RGGICO2: (LBS)**	**UnitEmissions: SOX: (LBS)**
1345	[redacted]			
1346				
1347				
1348				
1349				
1350				
1351				
1352				
1353				
1354				
1355				
1356				
1357				
1358				
1359				
1360				
1361				
1362				
1363				
1364				
1365				
1366				
1367				
1368				
1369				
1370				
1371				
1372				

Column	F	G	H	I
Line #	**TotVarProdCostByUnit: : ($)**	**UnitEmissions: NOX: (LBS)**	**UnitEmissions: RGGICO2: (LBS)**	**UnitEmissions: SOX: (LBS)**
1373	[redacted]			
1374				
1375				
1376				
1377				
1378				
1379				
1380				
1381				
1382				
1383				
1384				
1385				
1386				
1387				
1388				
1389				
1390				
1391				
1392				
1393				
1394				
1395				
1396				
1397				
1398				
1399				
1400				

Column	F	G	H	I
Line #	**TotVarProdCostByUnit: : ($)**	**UnitEmissions: NOX: (LBS)**	**UnitEmissions: RGGICO2: (LBS)**	**UnitEmissions: SOX: (LBS)**
1401	[redacted]			
1402				
1403				
1404				
1405				
1406				
1407				
1408				
1409				
1410				
1411				
1412				
1413				
1414				
1415				
1416				
1417				
1418				
1419				
1420				
1421				
1422				
1423				
1424				
1425				
1426				
1427				
1428				

Column	F	G	H	I
Line #	**TotVarProdCostByUnit: : ($)**	**UnitEmissions: NOX: (LBS)**	**UnitEmissions: RGGICO2: (LBS)**	**UnitEmissions: SOX: (LBS)**
1429	[redacted]			
1430				
1431				
1432				
1433				
1434				
1435				
1436				
1437				
1438				
1439				
1440				
1441				
1442				
1443				
1444				
1445				
1446				
1447				
1448				
1449				
1450				
1451				
1452				
1453				
1454				
1455				
1456				

Column	F	G	H	I
Line #	**TotVarProdCostByUnit: : ($)**	**UnitEmissions: NOX: (LBS)**	**UnitEmissions: RGGICO2: (LBS)**	**UnitEmissions: SOX: (LBS)**
1457	[redacted]			
1458				
1459				
1460				
1461				
1462				
1463				
1464				
1465				
1466				
1467				
1468				
1469				
1470				
1471				
1472				
1473				
1474				
1475				
1476				
1477				
1478				
1479				
1480				
1481				
1482				
1483				
1484				

Column	F	G	H	I
Line #	**TotVarProdCostByUnit: : ($)**	**UnitEmissions: NOX: (LBS)**	**UnitEmissions: RGGICO2: (LBS)**	**UnitEmissions: SOX: (LBS)**
1485	[redacted]			
1486				
1487				
1488				
1489				
1490				
1491				
1492				
1493				
1494				
1495				
1496				
1497				
1498				
1499				
1500				
1501				
1502				
1503				
1504				
1505				
1506				
1507				
1508				
1509				
1510				
1511				
1512				

Column	F	G	H	I
Line #	**TotVarProdCostByUnit: : ($)**	**UnitEmissions: NOX: (LBS)**	**UnitEmissions: RGGICO2: (LBS)**	**UnitEmissions: SOX: (LBS)**
1513	[redacted]			
1514				
1515				
1516				
1517				
1518				
1519				
1520				
1521				
1522				
1523				
1524				
1525				
1526				
1527				
1528				
1529				
1530				
1531				
1532				
1533				
1534				
1535				
1536				
1537				
1538				
1539				
1540				

Column	F	G	H	I
Line #	**TotVarProdCostByUnit: : ($)**	**UnitEmissions: NOX: (LBS)**	**UnitEmissions: RGGICO2: (LBS)**	**UnitEmissions: SOX: (LBS)**
1541	[redacted]			
1542				
1543				
1544				
1545				
1546				
1547				
1548				
1549				
1550				
1551				
1552				
1553				
1554				
1555				
1556				
1557				
1558				
1559				
1560				
1561				
1562				
1563				
1564				
1565				
1566				
1567				
1568				

Column	F	G	H	I
Line #	**TotVarProdCostByUnit: : ($)**	**UnitEmissions: NOX: (LBS)**	**UnitEmissions: RGGICO2: (LBS)**	**UnitEmissions: SOX: (LBS)**
1569	[redacted]			
1570				
1571				
1572				
1573				
1574				
1575				
1576				
1577				
1578				
1579				
1580				
1581				
1582				
1583				
1584				
1585				
1586				
1587				
1588				
1589				
1590				
1591				
1592				
1593				
1594				
1595				
1596				

Column	F	G	H	I
Line #	**TotVarProdCostByUnit: : ($)**	**UnitEmissions: NOX: (LBS)**	**UnitEmissions: RGGICO2: (LBS)**	**UnitEmissions: SOX: (LBS)**
1597	[redacted]			
1598				
1599				
1600				
1601				
1602				
1603				
1604				
1605				
1606				
1607				
1608				
1609				
1610				
1611				
1612				
1613				
1614				
1615				
1616				
1617				
1618				
1619				
1620				
1621				
1622				
1623				
1624				

Column	F	G	H	I
Line #	**TotVarProdCostByUnit: : ($)**	**UnitEmissions: NOX: (LBS)**	**UnitEmissions: RGGICO2: (LBS)**	**UnitEmissions: SOX: (LBS)**
1625	[redacted]			
1626				
1627				
1628				
1629				
1630				
1631				
1632				
1633				
1634				
1635				
1636				
1637				
1638				
1639				
1640				
1641				
1642				
1643				
1644				
1645				
1646				
1647				
1648				
1649				
1650				
1651				
1652				

Column	F	G	H	I
Line #	**TotVarProdCostByUnit: : ($)**	**UnitEmissions: NOX: (LBS)**	**UnitEmissions: RGGICO2: (LBS)**	**UnitEmissions: SOX: (LBS)**
1653	[redacted]			
1654				
1655				
1656				
1657				
1658				
1659				
1660				
1661				
1662				
1663				
1664				
1665				
1666				
1667				
1668				
1669				
1670				
1671				
1672				
1673				
1674				
1675				
1676				
1677				
1678				
1679				
1680				

Column	F	G	H	I
Line #	**TotVarProdCostByUnit: : ($)**	**UnitEmissions: NOX: (LBS)**	**UnitEmissions: RGGICO2: (LBS)**	**UnitEmissions: SOX: (LBS)**
1681	[redacted]			
1682				
1683				
1684				
1685				
1686				
1687				
1688				
1689				
1690				
1691				
1692				
1693				
1694				
1695				
1696				
1697				
1698				
1699				
1700				
1701				
1702				
1703				
1704				
1705				
1706				
1707				
1708				

Column	F	G	H	I
Line #	**TotVarProdCostByUnit: : ($)**	**UnitEmissions: NOX: (LBS)**	**UnitEmissions: RGGICO2: (LBS)**	**UnitEmissions: SOX: (LBS)**
1709	[redacted]			
1710				
1711				
1712				
1713				
1714				
1715				
1716				
1717				
1718				
1719				
1720				
1721				
1722				
1723				
1724				
1725				
1726				
1727				
1728				
1729				
1730				
1731				
1732				
1733				
1734				
1735				
1736				

Column	F	G	H	I
Line #	**TotVarProdCostByUnit: : ($)**	**UnitEmissions: NOX: (LBS)**	**UnitEmissions: RGGICO2: (LBS)**	**UnitEmissions: SOX: (LBS)**
1737	[redacted]			
1738				
1739				
1740				
1741				
1742				
1743				
1744				
1745				
1746				
1747				
1748				
1749				
1750				
1751				
1752				
1753				
1754				
1755				
1756				
1757				
1758				
1759				
1760				
1761				
1762				
1763				
1764				

Column	F	G	H	I
Line #	**TotVarProdCostByUnit: : ($)**	**UnitEmissions: NOX: (LBS)**	**UnitEmissions: RGGICO2: (LBS)**	**UnitEmissions: SOX: (LBS)**
1765	[redacted]			
1766				
1767				
1768				
1769				
1770				
1771				
1772				
1773				
1774				
1775				
1776				
1777				
1778				
1779				
1780				
1781				
1782				
1783				
1784				
1785				
1786				
1787				
1788				
1789				
1790				
1791				
1792				

Column	F	G	H	I
Line #	**TotVarProdCostByUnit: : ($)**	**UnitEmissions: NOX: (LBS)**	**UnitEmissions: RGGICO2: (LBS)**	**UnitEmissions: SOX: (LBS)**
1793	[redacted]			
1794				
1795				
1796				
1797				
1798				
1799				
1800				
1801				
1802				
1803				
1804				
1805				
1806				
1807				
1808				
1809				
1810				
1811				
1812				
1813				
1814				
1815				
1816				
1817				
1818				
1819				
1820				

Column	F	G	H	I
Line #	**TotVarProdCostByUnit: : ($)**	**UnitEmissions: NOX: (LBS)**	**UnitEmissions: RGGICO2: (LBS)**	**UnitEmissions: SOX: (LBS)**
1821	[redacted]			
1822				
1823				
1824				
1825				
1826				
1827				
1828				
1829				
1830				
1831				
1832				
1833				
1834				
1835				
1836				
1837				
1838				
1839				
1840				
1841				
1842				
1843				
1844				
1845				
1846				
1847				
1848				

Column	F	G	H	I
Line #	**TotVarProdCostByUnit: : ($)**	**UnitEmissions: NOX: (LBS)**	**UnitEmissions: RGGICO2: (LBS)**	**UnitEmissions: SOX: (LBS)**
1849	[redacted]			
1850				
1851				
1852				
1853				
1854				
1855				
1856				
1857				
1858				
1859				
1860				
1861				
1862				
1863				
1864				
1865				
1866				
1867				
1868				
1869				
1870				
1871				
1872				
1873				
1874				
1875				
1876				

Column	F	G	H	I
Line #	**TotVarProdCostByUnit: : ($)**	**UnitEmissions: NOX: (LBS)**	**UnitEmissions: RGGICO2: (LBS)**	**UnitEmissions: SOX: (LBS)**
1877	[redacted]			
1878				
1879				
1880				
1881				
1882				
1883				
1884				
1885				
1886				
1887				
1888				
1889				
1890				
1891				
1892				
1893				
1894				
1895				
1896				
1897				
1898				
1899				
1900				
1901				
1902				
1903				
1904				

Column	F	G	H	I
Line #	**TotVarProdCostByUnit: : ($)**	**UnitEmissions: NOX: (LBS)**	**UnitEmissions: RGGICO2: (LBS)**	**UnitEmissions: SOX: (LBS)**
1905	[redacted]			
1906				
1907				
1908				
1909				
1910				
1911				
1912				
1913				
1914				
1915				
1916				
1917				
1918				
1919				
1920				
1921				
1922				
1923				
1924				
1925				
1926				
1927				
1928				
1929				
1930				
1931				
1932				

Column	F	G	H	I
Line #	TotVarProdCostByUnit: : ($)	UnitEmissions: NOX: (LBS)	UnitEmissions: RGGICO2: (LBS)	UnitEmissions: SOX: (LBS)
1933	[redacted]			
1934				
1935				
1936				
1937				
1938				
1939				
1940				
1941				
1942				
1943				
1944				
1945				
1946				
1947				
1948				
1949				
1950				
1951				
1952				
1953				
1954				
1955				
1956				
1957				
1958				
1959				
1960				

Column	F	G	H	I
Line #	**TotVarProdCostByUnit: : ($)**	**UnitEmissions: NOX: (LBS)**	**UnitEmissions: RGGICO2: (LBS)**	**UnitEmissions: SOX: (LBS)**
1961	[redacted]			
1962				
1963				
1964				
1965				
1966				
1967				
1968				
1969				
1970				
1971				
1972				
1973				
1974				
1975				
1976				
1977				
1978				
1979				
1980				
1981				
1982				
1983				
1984				
1985				
1986				
1987				
1988				

Column	F	G	H	I
Line #	**TotVarProdCostByUnit: : ($)**	**UnitEmissions: NOX: (LBS)**	**UnitEmissions: RGGICO2: (LBS)**	**UnitEmissions: SOX: (LBS)**
1989	[redacted]			
1990				
1991				
1992				
1993				
1994				
1995				
1996				
1997				
1998				
1999				
2000				
2001				
2002				
2003				
2004				
2005				
2006				
2007				
2008				
2009				
2010				
2011				
2012				
2013				
2014				
2015				
2016				

Column	F	G	H	I
Line #	**TotVarProdCostByUnit: : ($)**	**UnitEmissions: NOX: (LBS)**	**UnitEmissions: RGGICO2: (LBS)**	**UnitEmissions: SOX: (LBS)**
2017	[redacted]			
2018				
2019				
2020				
2021				
2022				
2023				
2024				
2025				
2026				
2027				
2028				
2029				
2030				
2031				
2032				
2033				
2034				
2035				
2036				
2037				
2038				
2039				
2040				
2041				
2042				
2043				
2044				

Column	F	G	H	I
Line #	**TotVarProdCostByUnit: : ($)**	**UnitEmissions: NOX: (LBS)**	**UnitEmissions: RGGICO2: (LBS)**	**UnitEmissions: SOX: (LBS)**
2045	[redacted]			
2046				
2047				
2048				
2049				
2050				
2051				
2052				
2053				
2054				
2055				
2056				
2057				
2058				
2059				
2060				
2061				
2062				
2063				
2064				
2065				
2066				
2067				
2068				
2069				
2070				
2071				
2072				

Column	F	G	H	I
Line #	**TotVarProdCostByUnit: : ($)**	**UnitEmissions: NOX: (LBS)**	**UnitEmissions: RGGICO2: (LBS)**	**UnitEmissions: SOX: (LBS)**
2073	[redacted]			
2074				
2075				
2076				
2077				
2078				
2079				
2080				
2081				
2082				
2083				
2084				
2085				
2086				
2087				
2088				
2089				
2090				
2091				
2092				
2093				
2094				
2095				
2096				
2097				
2098				
2099				
2100				

Column	F	G	H	I
Line #	**TotVarProdCostByUnit: : ($)**	**UnitEmissions: NOX: (LBS)**	**UnitEmissions: RGGICO2: (LBS)**	**UnitEmissions: SOX: (LBS)**
2101	[redacted]			
2102				
2103				
2104				
2105				
2106				
2107				
2108				
2109				
2110				
2111				
2112				
2113				
2114				
2115				
2116				
2117				
2118				
2119				
2120				
2121				
2122				
2123				
2124				
2125				
2126				
2127				
2128				

Column	F	G	H	I
Line #	**TotVarProdCostByUnit: : ($)**	**UnitEmissions: NOX: (LBS)**	**UnitEmissions: RGGICO2: (LBS)**	**UnitEmissions: SOX: (LBS)**
2129	[redacted]			
2130				
2131				
2132				
2133				
2134				
2135				
2136				
2137				
2138				
2139				
2140				
2141				
2142				
2143				
2144				
2145				
2146				
2147				
2148				
2149				
2150				
2151				
2152				
2153				
2154				
2155				
2156				

Column	F	G	H	I
Line #	**TotVarProdCostByUnit: : ($)**	**UnitEmissions: NOX: (LBS)**	**UnitEmissions: RGGICO2: (LBS)**	**UnitEmissions: SOX: (LBS)**
2157	[redacted]			
2158				
2159				
2160				
2161				
2162				
2163				
2164				
2165				
2166				
2167				
2168				
2169				
2170				
2171				
2172				
2173				
2174				
2175				
2176				
2177				
2178				
2179				
2180				
2181				
2182				
2183				
2184				

Column	F	G	H	I
Line #	**TotVarProdCostByUnit: : ($)**	**UnitEmissions: NOX: (LBS)**	**UnitEmissions: RGGICO2: (LBS)**	**UnitEmissions: SOX: (LBS)**
2185	[redacted]			
2186				
2187				
2188				
2189				
2190				
2191				
2192				
2193				
2194				
2195				
2196				
2197				
2198				
2199				
2200				
2201				
2202				
2203				
2204				
2205				
2206				
2207				
2208				
2209				
2210				
2211				
2212				

Column	F	G	H	I
Line #	**TotVarProdCostByUnit: : ($)**	**UnitEmissions: NOX: (LBS)**	**UnitEmissions: RGGICO2: (LBS)**	**UnitEmissions: SOX: (LBS)**
2213	[redacted]			
2214				
2215				
2216				
2217				
2218				
2219				
2220				
2221				
2222				
2223				
2224				
2225				
2226				
2227				
2228				
2229				
2230				
2231				
2232				
2233				
2234				
2235				
2236				
2237				
2238				
2239				
2240				

Column	F	G	H	I
Line #	**TotVarProdCostByUnit: : ($)**	**UnitEmissions: NOX: (LBS)**	**UnitEmissions: RGGICO2: (LBS)**	**UnitEmissions: SOX: (LBS)**
2241	[redacted]			
2242				
2243				
2244				
2245				
2246				
2247				
2248				
2249				
2250				
2251				
2252				
2253				
2254				
2255				
2256				
2257				
2258				
2259				
2260				
2261				
2262				
2263				
2264				
2265				
2266				
2267				
2268				

Column	F	G	H	I
Line #	**TotVarProdCostByUnit: : ($)**	**UnitEmissions: NOX: (LBS)**	**UnitEmissions: RGGICO2: (LBS)**	**UnitEmissions: SOX: (LBS)**
2269	[redacted]			
2270				
2271				
2272				
2273				
2274				
2275				
2276				
2277				
2278				
2279				
2280				
2281				
2282				
2283				
2284				
2285				
2286				
2287				
2288				
2289				
2290				
2291				
2292				
2293				
2294				
2295				
2296				

Column	F	G	H	I
Line #	**TotVarProdCostByUnit: : ($)**	**UnitEmissions: NOX: (LBS)**	**UnitEmissions: RGGICO2: (LBS)**	**UnitEmissions: SOX: (LBS)**
2297	[redacted]			
2298				
2299				
2300				
2301				
2302				
2303				
2304				
2305				
2306				
2307				
2308				
2309				
2310				
2311				
2312				
2313				
2314				
2315				
2316				
2317				
2318				
2319				
2320				
2321				
2322				
2323				
2324				

Column	F	G	H	I
Line #	**TotVarProdCostByUnit: : ($)**	**UnitEmissions: NOX: (LBS)**	**UnitEmissions: RGGICO2: (LBS)**	**UnitEmissions: SOX: (LBS)**
2325	[redacted]			
2326				
2327				
2328				
2329				
2330				
2331				
2332				
2333				
2334				
2335				
2336				
2337				
2338				
2339				
2340				
2341				
2342				
2343				
2344				
2345				
2346				
2347				
2348				
2349				
2350				
2351				
2352				

Column	F	G	H	I
Line #	**TotVarProdCostByUnit: : ($)**	**UnitEmissions: NOX: (LBS)**	**UnitEmissions: RGGICO2: (LBS)**	**UnitEmissions: SOX: (LBS)**
2353	[redacted]			
2354				
2355				
2356				
2357				
2358				
2359				
2360				
2361				
2362				
2363				
2364				
2365				
2366				
2367				
2368				
2369				
2370				
2371				
2372				
2373				
2374				
2375				
2376				
2377				
2378				
2379				
2380				

Column	F	G	H	I
Line #	**TotVarProdCostByUnit: : ($)**	**UnitEmissions: NOX: (LBS)**	**UnitEmissions: RGGICO2: (LBS)**	**UnitEmissions: SOX: (LBS)**
2381	[redacted]			
2382				
2383				
2384				
2385				
2386				
2387				
2388				
2389				
2390				
2391				
2392				
2393				
2394				
2395				
2396				
2397				
2398				
2399				
2400				
2401				
2402				
2403				
2404				
2405				
2406				
2407				
2408				

Column	F	G	H	I
Line #	**TotVarProdCostByUnit: : ($)**	**UnitEmissions: NOX: (LBS)**	**UnitEmissions: RGGICO2: (LBS)**	**UnitEmissions: SOX: (LBS)**
2409	[redacted]			
2410				
2411				
2412				
2413				
2414				
2415				
2416				
2417				
2418				
2419				
2420				
2421				
2422				
2423				
2424				
2425				
2426				
2427				
2428				
2429				
2430				
2431				
2432				
2433				
2434				
2435				
2436				

Column	F	G	H	I
Line #	**TotVarProdCostByUnit: : ($)**	**UnitEmissions: NOX: (LBS)**	**UnitEmissions: RGGICO2: (LBS)**	**UnitEmissions: SOX: (LBS)**
2437	[redacted]			
2438				
2439				
2440				
2441				
2442				
2443				
2444				
2445				
2446				
2447				
2448				
2449				
2450				
2451				
2452				
2453				
2454				
2455				
2456				
2457				
2458				
2459				
2460				
2461				
2462				
2463				
2464				

Column	F	G	H	I
Line #	**TotVarProdCostByUnit: : ($)**	**UnitEmissions: NOX: (LBS)**	**UnitEmissions: RGGICO2: (LBS)**	**UnitEmissions: SOX: (LBS)**
2465	[redacted]			
2466				
2467				
2468				
2469				
2470				
2471				
2472				
2473				
2474				
2475				
2476				
2477				
2478				
2479				
2480				
2481				
2482				
2483				
2484				
2485				
2486				
2487				
2488				
2489				
2490				
2491				
2492				

Column	F	G	H	I
Line #	**TotVarProdCostByUnit: : ($)**	**UnitEmissions: NOX: (LBS)**	**UnitEmissions: RGGICO2: (LBS)**	**UnitEmissions: SOX: (LBS)**
2493	[redacted]			
2494				
2495				
2496				
2497				
2498				
2499				
2500				
2501				
2502				
2503				
2504				
2505				
2506				
2507				
2508				
2509				
2510				
2511				
2512				
2513				
2514				
2515				
2516				
2517				
2518				
2519				
2520				

Column	F	G	H	I
Line #	**TotVarProdCostByUnit: : ($)**	**UnitEmissions: NOX: (LBS)**	**UnitEmissions: RGGICO2: (LBS)**	**UnitEmissions: SOX: (LBS)**
2521	[redacted]			
2522				
2523				
2524				
2525				
2526				
2527				
2528				
2529				
2530				
2531				
2532				
2533				
2534				
2535				
2536				
2537				
2538				
2539				
2540				
2541				
2542				
2543				
2544				
2545				
2546				
2547				
2548				

Column	F	G	H	I
Line #	**TotVarProdCostByUnit: : ($)**	**UnitEmissions: NOX: (LBS)**	**UnitEmissions: RGGICO2: (LBS)**	**UnitEmissions: SOX: (LBS)**
2549	[redacted]			
2550				
2551				
2552				
2553				
2554				
2555				
2556				
2557				
2558				
2559				
2560				
2561				
2562				
2563				
2564				
2565				
2566				
2567				
2568				
2569				
2570				
2571				
2572				
2573				
2574				
2575				
2576				

Column	F	G	H	I
Line #	**TotVarProdCostByUnit: : ($)**	**UnitEmissions: NOX: (LBS)**	**UnitEmissions: RGGICO2: (LBS)**	**UnitEmissions: SOX: (LBS)**
2577	[redacted]			
2578				
2579				
2580				
2581				
2582				
2583				
2584				
2585				
2586				
2587				
2588				
2589				
2590				
2591				
2592				
2593				
2594				
2595				
2596				
2597				
2598				
2599				
2600				
2601				
2602				
2603				
2604				

Column	F	G	H	I
Line #	**TotVarProdCostByUnit: : ($)**	**UnitEmissions: NOX: (LBS)**	**UnitEmissions: RGGICO2: (LBS)**	**UnitEmissions: SOX: (LBS)**
2605	[redacted]			
2606				
2607				
2608				
2609				
2610				
2611				
2612				
2613				
2614				
2615				
2616				
2617				
2618				
2619				
2620				
2621				
2622				
2623				
2624				
2625				
2626				
2627				
2628				
2629				
2630				
2631				
2632				

Column	F	G	H	I
Line #	**TotVarProdCostByUnit: : ($)**	**UnitEmissions: NOX: (LBS)**	**UnitEmissions: RGGICO2: (LBS)**	**UnitEmissions: SOX: (LBS)**
2633	[redacted]			
2634				
2635				
2636				
2637				
2638				
2639				
2640				
2641				
2642				
2643				
2644				
2645				
2646				
2647				
2648				
2649				
2650				
2651				
2652				
2653				
2654				
2655				
2656				
2657				
2658				
2659				
2660				

Column	F	G	H	I
Line #	**TotVarProdCostByUnit: : ($)**	**UnitEmissions: NOX: (LBS)**	**UnitEmissions: RGGICO2: (LBS)**	**UnitEmissions: SOX: (LBS)**
2661	[redacted]			
2662				
2663				
2664				
2665				
2666				
2667				
2668				
2669				
2670				
2671				
2672				
2673				
2674				
2675				
2676				
2677				
2678				
2679				
2680				
2681				
2682				
2683				
2684				
2685				
2686				
2687				
2688				

Column	F	G	H	I
Line #	**TotVarProdCostByUnit: : ($)**	**UnitEmissions: NOX: (LBS)**	**UnitEmissions: RGGICO2: (LBS)**	**UnitEmissions: SOX: (LBS)**
2689	[redacted]			
2690				
2691				
2692				
2693				
2694				
2695				
2696				
2697				
2698				
2699				
2700				
2701				
2702				
2703				
2704				
2705				
2706				
2707				
2708				
2709				
2710				
2711				
2712				
2713				
2714				
2715				
2716				

Column	F	G	H	I
Line #	**TotVarProdCostByUnit: : ($)**	**UnitEmissions: NOX: (LBS)**	**UnitEmissions: RGGICO2: (LBS)**	**UnitEmissions: SOX: (LBS)**
2717	[redacted]			
2718				
2719				
2720				
2721				
2722				
2723				
2724				
2725				
2726				
2727				
2728				
2729				
2730				
2731				
2732				
2733				
2734				
2735				
2736				
2737				
2738				
2739				
2740				
2741				
2742				
2743				
2744				

Column	F	G	H	I
Line #	**TotVarProdCostByUnit: : ($)**	**UnitEmissions: NOX: (LBS)**	**UnitEmissions: RGGICO2: (LBS)**	**UnitEmissions: SOX: (LBS)**
2745	[redacted]			
2746				
2747				
2748				
2749				
2750				
2751				
2752				
2753				
2754				
2755				
2756				
2757				
2758				
2759				
2760				
2761				
2762				
2763				
2764				
2765				
2766				
2767				
2768				
2769				
2770				
2771				
2772				

Column	F	G	H	I
Line #	**TotVarProdCostByUnit: : ($)**	**UnitEmissions: NOX: (LBS)**	**UnitEmissions: RGGICO2: (LBS)**	**UnitEmissions: SOX: (LBS)**
2773	[redacted]			
2774				
2775				
2776				
2777				
2778				
2779				
2780				
2781				
2782				
2783				
2784				
2785				
2786				
2787				
2788				
2789				
2790				
2791				
2792				
2793				
2794				
2795				
2796				
2797				
2798				
2799				
2800				

Column	F	G	H	I
Line #	**TotVarProdCostByUnit: : ($)**	**UnitEmissions: NOX: (LBS)**	**UnitEmissions: RGGICO2: (LBS)**	**UnitEmissions: SOX: (LBS)**
2801	[redacted]			
2802				
2803				
2804				
2805				
2806				
2807				
2808				
2809				
2810				
2811				
2812				
2813				
2814				
2815				
2816				
2817				
2818				
2819				
2820				
2821				
2822				
2823				
2824				
2825				
2826				
2827				
2828				

Column	F	G	H	I
Line #	**TotVarProdCostByUnit: : ($)**	**UnitEmissions: NOX: (LBS)**	**UnitEmissions: RGGICO2: (LBS)**	**UnitEmissions: SOX: (LBS)**
2829	[redacted]			
2830				
2831				
2832				
2833				
2834				
2835				
2836				
2837				
2838				
2839				
2840				
2841				
2842				
2843				
2844				
2845				
2846				
2847				
2848				
2849				
2850				
2851				
2852				
2853				
2854				
2855				
2856				

Column	F	G	H	I
Line #	**TotVarProdCostByUnit: : ($)**	**UnitEmissions: NOX: (LBS)**	**UnitEmissions: RGGICO2: (LBS)**	**UnitEmissions: SOX: (LBS)**
2857	[redacted]			
2858				
2859				
2860				
2861				
2862				
2863				
2864				
2865				
2866				
2867				
2868				
2869				
2870				
2871				
2872				
2873				
2874				
2875				
2876				
2877				
2878				
2879				
2880				
2881				
2882				
2883				
2884				

Column	F	G	H	I
Line #	**TotVarProdCostByUnit: : ($)**	**UnitEmissions: NOX: (LBS)**	**UnitEmissions: RGGICO2: (LBS)**	**UnitEmissions: SOX: (LBS)**
2885	[redacted]			
2886				
2887				
2888				
2889				
2890				
2891				
2892				
2893				
2894				
2895				
2896				
2897				
2898				
2899				
2900				
2901				
2902				
2903				
2904				
2905				
2906				
2907				
2908				
2909				
2910				
2911				
2912				

Column	F	G	H	I
Line #	**TotVarProdCostByUnit: : ($)**	**UnitEmissions: NOX: (LBS)**	**UnitEmissions: RGGICO2: (LBS)**	**UnitEmissions: SOX: (LBS)**
2913	[redacted]			
2914				
2915				
2916				
2917				
2918				
2919				
2920				
2921				
2922				
2923				
2924				
2925				
2926				
2927				
2928				
2929				
2930				
2931				
2932				
2933				
2934				
2935				
2936				
2937				
2938				
2939				
2940				

Column	F	G	H	I
Line #	**TotVarProdCostByUnit: : ($)**	**UnitEmissions: NOX: (LBS)**	**UnitEmissions: RGGICO2: (LBS)**	**UnitEmissions: SOX: (LBS)**
2941	[redacted]			
2942				
2943				
2944				
2945				
2946				
2947				
2948				
2949				
2950				
2951				
2952				
2953				
2954				
2955				
2956				
2957				
2958				
2959				
2960				
2961				
2962				
2963				
2964				
2965				
2966				
2967				
2968				

Column	F	G	H	I
Line #	**TotVarProdCostByUnit: : ($)**	**UnitEmissions: NOX: (LBS)**	**UnitEmissions: RGGICO2: (LBS)**	**UnitEmissions: SOX: (LBS)**
2969	[redacted]			
2970				
2971				
2972				
2973				
2974				
2975				
2976				
2977				
2978				
2979				
2980				
2981				
2982				
2983				
2984				
2985				
2986				
2987				
2988				
2989				
2990				
2991				
2992				
2993				
2994				
2995				
2996				

Column	F	G	H	I
Line #	**TotVarProdCostByUnit: : ($)**	**UnitEmissions: NOX: (LBS)**	**UnitEmissions: RGGICO2: (LBS)**	**UnitEmissions: SOX: (LBS)**
2997	[redacted]			
2998				
2999				
3000				
3001				
3002				
3003				
3004				
3005				
3006				
3007				
3008				
3009				
3010				
3011				
3012				
3013				
3014				
3015				
3016				
3017				
3018				
3019				
3020				
3021				
3022				
3023				
3024				

Column	F	G	H	I
Line #	**TotVarProdCostByUnit: : ($)**	**UnitEmissions: NOX: (LBS)**	**UnitEmissions: RGGICO2: (LBS)**	**UnitEmissions: SOX: (LBS)**
3025	[redacted]			
3026				
3027				
3028				
3029				
3030				
3031				
3032				
3033				
3034				
3035				
3036				
3037				
3038				
3039				
3040				
3041				
3042				
3043				
3044				
3045				
3046				
3047				
3048				
3049				
3050				
3051				
3052				

Column	F	G	H	I
Line #	**TotVarProdCostByUnit: : ($)**	**UnitEmissions: NOX: (LBS)**	**UnitEmissions: RGGICO2: (LBS)**	**UnitEmissions: SOX: (LBS)**
3053	[redacted]			
3054				
3055				
3056				
3057				
3058				
3059				
3060				
3061				
3062				
3063				
3064				
3065				
3066				
3067				
3068				
3069				
3070				
3071				
3072				
3073				
3074				
3075				
3076				
3077				
3078				
3079				
3080				

Column	F	G	H	I
Line #	**TotVarProdCostByUnit: : ($)**	**UnitEmissions: NOX: (LBS)**	**UnitEmissions: RGGICO2: (LBS)**	**UnitEmissions: SOX: (LBS)**
3081	[redacted]			
3082				
3083				
3084				
3085				
3086				
3087				
3088				
3089				
3090				
3091				
3092				
3093				
3094				
3095				
3096				
3097				
3098				
3099				
3100				
3101				
3102				
3103				
3104				
3105				
3106				
3107				
3108				

Column	F	G	H	I
Line #	**TotVarProdCostByUnit: : ($)**	**UnitEmissions: NOX: (LBS)**	**UnitEmissions: RGGICO2: (LBS)**	**UnitEmissions: SOX: (LBS)**
3109	[redacted]			
3110				
3111				
3112				
3113				
3114				
3115				
3116				
3117				
3118				
3119				
3120				
3121				
3122				
3123				
3124				
3125				
3126				
3127				
3128				
3129				
3130				
3131				
3132				
3133				
3134				
3135				
3136				

Column	F	G	H	I
Line #	**TotVarProdCostByUnit: : ($)**	**UnitEmissions: NOX: (LBS)**	**UnitEmissions: RGGICO2: (LBS)**	**UnitEmissions: SOX: (LBS)**
3137	[redacted]			
3138				
3139				
3140				
3141				
3142				
3143				
3144				
3145				
3146				
3147				
3148				
3149				
3150				
3151				
3152				
3153				
3154				
3155				
3156				
3157				
3158				
3159				
3160				
3161				
3162				
3163				
3164				

Column	F	G	H	I
Line #	**TotVarProdCostByUnit: : ($)**	**UnitEmissions: NOX: (LBS)**	**UnitEmissions: RGGICO2: (LBS)**	**UnitEmissions: SOX: (LBS)**
3165	[redacted]			
3166				
3167				
3168				
3169				
3170				
3171				
3172				
3173				
3174				
3175				
3176				
3177				
3178				
3179				
3180				
3181				
3182				
3183				
3184				
3185				
3186				
3187				
3188				
3189				
3190				
3191				
3192				

Column	F	G	H	I
Line #	**TotVarProdCostByUnit: : ($)**	**UnitEmissions: NOX: (LBS)**	**UnitEmissions: RGGICO2: (LBS)**	**UnitEmissions: SOX: (LBS)**
3193	[redacted]			
3194				
3195				
3196				
3197				
3198				
3199				
3200				
3201				
3202				
3203				
3204				
3205				
3206				
3207				
3208				
3209				
3210				
3211				
3212				
3213				
3214				
3215				
3216				
3217				
3218				
3219				
3220				

Column	F	G	H	I
Line #	**TotVarProdCostByUnit: : ($)**	**UnitEmissions: NOX: (LBS)**	**UnitEmissions: RGGICO2: (LBS)**	**UnitEmissions: SOX: (LBS)**
3221	[redacted]			
3222				
3223				
3224				
3225				
3226				
3227				
3228				
3229				
3230				
3231				
3232				
3233				
3234				
3235				
3236				
3237				
3238				
3239				
3240				
3241				
3242				
3243				
3244				
3245				
3246				
3247				
3248				

Column	F	G	H	I
Line #	**TotVarProdCostByUnit: : ($)**	**UnitEmissions: NOX: (LBS)**	**UnitEmissions: RGGICO2: (LBS)**	**UnitEmissions: SOX: (LBS)**
3249	[redacted]			
3250				
3251				
3252				
3253				
3254				
3255				
3256				
3257				
3258				
3259				
3260				
3261				
3262				
3263				
3264				
3265				
3266				
3267				
3268				
3269				
3270				
3271				
3272				
3273				
3274				
3275				
3276				

Column	F	G	H	I
Line #	**TotVarProdCostByUnit: : ($)**	**UnitEmissions: NOX: (LBS)**	**UnitEmissions: RGGICO2: (LBS)**	**UnitEmissions: SOX: (LBS)**
3277	[redacted]			
3278				
3279				
3280				
3281				
3282				
3283				
3284				
3285				
3286				
3287				
3288				
3289				
3290				
3291				
3292				
3293				
3294				
3295				
3296				
3297				
3298				
3299				
3300				
3301				
3302				
3303				
3304				

Column	F	G	H	I
Line #	**TotVarProdCostByUnit: : ($)**	**UnitEmissions: NOX: (LBS)**	**UnitEmissions: RGGICO2: (LBS)**	**UnitEmissions: SOX: (LBS)**
3305	[redacted]			
3306				
3307				
3308				
3309				
3310				
3311				
3312				
3313				
3314				
3315				
3316				
3317				
3318				
3319				
3320				
3321				
3322				
3323				
3324				
3325				
3326				
3327				
3328				
3329				
3330				
3331				
3332				

Column	F	G	H	I
Line #	**TotVarProdCostByUnit: : ($)**	**UnitEmissions: NOX: (LBS)**	**UnitEmissions: RGGICO2: (LBS)**	**UnitEmissions: SOX: (LBS)**
3333	[redacted]			
3334				
3335				
3336				
3337				
3338				
3339				
3340				
3341				
3342				
3343				
3344				
3345				
3346				
3347				
3348				
3349				
3350				
3351				
3352				
3353				
3354				
3355				
3356				
3357				
3358				
3359				
3360				

Column	F	G	H	I
Line #	**TotVarProdCostByUnit: : ($)**	**UnitEmissions: NOX: (LBS)**	**UnitEmissions: RGGICO2: (LBS)**	**UnitEmissions: SOX: (LBS)**
3361	[redacted]			
3362				
3363				
3364				
3365				
3366				
3367				
3368				
3369				
3370				
3371				
3372				
3373				
3374				
3375				
3376				
3377				
3378				
3379				
3380				
3381				
3382				
3383				
3384				
3385				
3386				
3387				
3388				

Column	F	G	H	I
Line #	**TotVarProdCostByUnit: : ($)**	**UnitEmissions: NOX: (LBS)**	**UnitEmissions: RGGICO2: (LBS)**	**UnitEmissions: SOX: (LBS)**
3389	[redacted]			
3390				
3391				
3392				
3393				
3394				
3395				
3396				
3397				
3398				
3399				
3400				
3401				
3402				
3403				
3404				
3405				
3406				
3407				
3408				
3409				
3410				
3411				
3412				
3413				
3414				
3415				
3416				

Column	F	G	H	I
Line #	**TotVarProdCostByUnit: : ($)**	**UnitEmissions: NOX: (LBS)**	**UnitEmissions: RGGICO2: (LBS)**	**UnitEmissions: SOX: (LBS)**
3417	[redacted]			
3418				
3419				
3420				
3421				
3422				
3423				
3424				
3425				
3426				
3427				
3428				
3429				
3430				
3431				
3432				
3433				
3434				
3435				
3436				
3437				
3438				
3439				
3440				
3441				
3442				
3443				
3444				

Column	F	G	H	I
Line #	**TotVarProdCostByUnit: : ($)**	**UnitEmissions: NOX: (LBS)**	**UnitEmissions: RGGICO2: (LBS)**	**UnitEmissions: SOX: (LBS)**
3445	[redacted]			
3446				
3447				
3448				
3449				
3450				
3451				
3452				
3453				
3454				
3455				
3456				
3457				
3458				
3459				
3460				
3461				
3462				
3463				
3464				
3465				
3466				
3467				
3468				
3469				
3470				
3471				
3472				

Column	F	G	H	I
Line #	**TotVarProdCostByUnit: : ($)**	**UnitEmissions: NOX: (LBS)**	**UnitEmissions: RGGICO2: (LBS)**	**UnitEmissions: SOX: (LBS)**
3473	[redacted]			
3474				
3475				
3476				
3477				
3478				
3479				
3480				
3481				
3482				
3483				
3484				
3485				
3486				
3487				
3488				
3489				
3490				
3491				
3492				
3493				
3494				
3495				
3496				
3497				
3498				
3499				
3500				

Column	F	G	H	I
Line #	**TotVarProdCostByUnit: : ($)**	**UnitEmissions: NOX: (LBS)**	**UnitEmissions: RGGICO2: (LBS)**	**UnitEmissions: SOX: (LBS)**
3501	[redacted]			
3502				
3503				
3504				
3505				
3506				
3507				
3508				
3509				
3510				
3511				
3512				
3513				
3514				
3515				
3516				
3517				
3518				
3519				
3520				
3521				
3522				
3523				
3524				
3525				
3526				
3527				
3528				

Column	F	G	H	I
Line #	**TotVarProdCostByUnit: : ($)**	**UnitEmissions: NOX: (LBS)**	**UnitEmissions: RGGICO2: (LBS)**	**UnitEmissions: SOX: (LBS)**
3529	[redacted]			
3530				
3531				
3532				
3533				
3534				
3535				
3536				
3537				
3538				
3539				
3540				
3541				
3542				
3543				
3544				
3545				
3546				
3547				
3548				
3549				
3550				
3551				
3552				
3553				
3554				
3555				
3556				

Column	F	G	H	I
Line #	**TotVarProdCostByUnit: : ($)**	**UnitEmissions: NOX: (LBS)**	**UnitEmissions: RGGICO2: (LBS)**	**UnitEmissions: SOX: (LBS)**
3557	[redacted]			
3558				
3559				
3560				
3561				
3562				
3563				
3564				
3565				
3566				
3567				
3568				
3569				
3570				
3571				
3572				
3573				
3574				
3575				
3576				
3577				
3578				
3579				
3580				
3581				
3582				
3583				
3584				

Column	F	G	H	I
Line #	**TotVarProdCostByUnit: : ($)**	**UnitEmissions: NOX: (LBS)**	**UnitEmissions: RGGICO2: (LBS)**	**UnitEmissions: SOX: (LBS)**
3585	[redacted]			
3586				
3587				
3588				
3589				
3590				
3591				
3592				
3593				
3594				
3595				
3596				
3597				
3598				
3599				
3600				
3601				
3602				
3603				
3604				
3605				
3606				
3607				
3608				
3609				
3610				
3611				
3612				

Column	F	G	H	I
Line #	**TotVarProdCostByUnit: : ($)**	**UnitEmissions: NOX: (LBS)**	**UnitEmissions: RGGICO2: (LBS)**	**UnitEmissions: SOX: (LBS)**
3613	[redacted]			
3614				
3615				
3616				
3617				
3618				
3619				
3620				
3621				
3622				
3623				
3624				
3625				
3626				
3627				
3628				
3629				
3630				
3631				
3632				
3633				
3634				
3635				
3636				
3637				
3638				
3639				
3640				

Column	F	G	H	I
Line #	**TotVarProdCostByUnit: : ($)**	**UnitEmissions: NOX: (LBS)**	**UnitEmissions: RGGICO2: (LBS)**	**UnitEmissions: SOX: (LBS)**
3641	[redacted]			
3642				
3643				
3644				
3645				
3646				
3647				
3648				
3649				
3650				
3651				
3652				
3653				
3654				
3655				
3656				
3657				
3658				
3659				
3660				
3661				
3662				
3663				
3664				
3665				
3666				
3667				
3668				

Column	F	G	H	I
Line #	**TotVarProdCostByUnit: : ($)**	**UnitEmissions: NOX: (LBS)**	**UnitEmissions: RGGICO2: (LBS)**	**UnitEmissions: SOX: (LBS)**
3669	[redacted]			
3670				
3671				
3672				
3673				
3674				
3675				
3676				
3677				
3678				
3679				
3680				
3681				
3682				
3683				
3684				
3685				
3686				
3687				
3688				
3689				
3690				
3691				
3692				
3693				
3694				
3695				
3696				

Column	F	G	H	I
Line #	**TotVarProdCostByUnit: : ($)**	**UnitEmissions: NOX: (LBS)**	**UnitEmissions: RGGICO2: (LBS)**	**UnitEmissions: SOX: (LBS)**
3697	[redacted]			
3698				
3699				
3700				
3701				
3702				
3703				
3704				
3705				
3706				
3707				
3708				
3709				
3710				
3711				
3712				
3713				
3714				
3715				
3716				
3717				
3718				
3719				
3720				
3721				
3722				
3723				
3724				

Column	F	G	H	I
Line #	**TotVarProdCostByUnit: : ($)**	**UnitEmissions: NOX: (LBS)**	**UnitEmissions: RGGICO2: (LBS)**	**UnitEmissions: SOX: (LBS)**
3725	[redacted]			
3726				
3727				
3728				
3729				
3730				
3731				
3732				
3733				
3734				
3735				
3736				
3737				
3738				
3739				
3740				
3741				
3742				
3743				
3744				
3745				
3746				
3747				
3748				
3749				
3750				
3751				
3752				

Column	F	G	H	I
Line #	**TotVarProdCostByUnit: : ($)**	**UnitEmissions: NOX: (LBS)**	**UnitEmissions: RGGICO2: (LBS)**	**UnitEmissions: SOX: (LBS)**
3753	[redacted]			
3754				
3755				
3756				
3757				
3758				
3759				
3760				
3761				
3762				
3763				
3764				
3765				
3766				
3767				
3768				
3769				
3770				
3771				
3772				
3773				
3774				
3775				
3776				
3777				
3778				
3779				
3780				

Column	F	G	H	I
Line #	**TotVarProdCostByUnit: : ($)**	**UnitEmissions: NOX: (LBS)**	**UnitEmissions: RGGICO2: (LBS)**	**UnitEmissions: SOX: (LBS)**
3781	[redacted]			
3782				
3783				
3784				
3785				
3786				
3787				
3788				
3789				
3790				
3791				
3792				
3793				
3794				
3795				
3796				
3797				
3798				
3799				
3800				
3801				
3802				
3803				
3804				
3805				
3806				
3807				
3808				

Column	F	G	H	I
Line #	**TotVarProdCostByUnit: : ($)**	**UnitEmissions: NOX: (LBS)**	**UnitEmissions: RGGICO2: (LBS)**	**UnitEmissions: SOX: (LBS)**
3809	[redacted]			
3810				
3811				
3812				
3813				
3814				
3815				
3816				
3817				
3818				
3819				
3820				
3821				
3822				
3823				
3824				
3825				
3826				
3827				
3828				
3829				
3830				
3831				
3832				
3833				
3834				
3835				
3836				

Column	F	G	H	I
Line #	**TotVarProdCostByUnit: : ($)**	**UnitEmissions: NOX: (LBS)**	**UnitEmissions: RGGICO2: (LBS)**	**UnitEmissions: SOX: (LBS)**
3837	[redacted]			
3838				
3839				
3840				
3841				
3842				
3843				
3844				
3845				
3846				
3847				
3848				
3849				
3850				
3851				
3852				
3853				
3854				
3855				
3856				
3857				
3858				
3859				
3860				
3861				
3862				
3863				
3864				

Column	F	G	H	I
Line #	**TotVarProdCostByUnit: : ($)**	**UnitEmissions: NOX: (LBS)**	**UnitEmissions: RGGICO2: (LBS)**	**UnitEmissions: SOX: (LBS)**
3865	[redacted]			
3866				
3867				
3868				
3869				
3870				
3871				
3872				
3873				
3874				
3875				
3876				
3877				
3878				
3879				
3880				
3881				
3882				
3883				
3884				
3885				
3886				
3887				
3888				
3889				
3890				
3891				
3892				

Column	F	G	H	I
Line #	**TotVarProdCostByUnit: : ($)**	**UnitEmissions: NOX: (LBS)**	**UnitEmissions: RGGICO2: (LBS)**	**UnitEmissions: SOX: (LBS)**
3893	[redacted]			
3894				
3895				
3896				
3897				
3898				
3899				
3900				
3901				
3902				
3903				
3904				
3905				
3906				
3907				
3908				
3909				
3910				
3911				
3912				
3913				
3914				
3915				
3916				
3917				
3918				
3919				
3920				

Column	F	G	H	I
Line #	**TotVarProdCostByUnit: : ($)**	**UnitEmissions: NOX: (LBS)**	**UnitEmissions: RGGICO2: (LBS)**	**UnitEmissions: SOX: (LBS)**
3921	[redacted]			
3922				
3923				
3924				
3925				
3926				
3927				
3928				
3929				
3930				
3931				
3932				
3933				
3934				
3935				
3936				
3937				
3938				
3939				
3940				
3941				
3942				
3943				
3944				
3945				
3946				
3947				
3948				

Column	F	G	H	I
Line #	**TotVarProdCostByUnit: : ($)**	**UnitEmissions: NOX: (LBS)**	**UnitEmissions: RGGICO2: (LBS)**	**UnitEmissions: SOX: (LBS)**
3949	[redacted]			
3950				
3951				
3952				
3953				
3954				
3955				
3956				
3957				
3958				
3959				
3960				
3961				
3962				
3963				
3964				
3965				
3966				
3967				
3968				
3969				
3970				
3971				
3972				
3973				
3974				
3975				
3976				

Column	F	G	H	I
Line #	**TotVarProdCostByUnit: : ($)**	**UnitEmissions: NOX: (LBS)**	**UnitEmissions: RGGICO2: (LBS)**	**UnitEmissions: SOX: (LBS)**
3977	[redacted]			
3978				
3979				
3980				
3981				
3982				
3983				
3984				
3985				
3986				
3987				
3988				
3989				
3990				
3991				
3992				
3993				
3994				
3995				
3996				
3997				
3998				
3999				
4000				
4001				
4002				
4003				
4004				

Column	F	G	H	I
Line #	**TotVarProdCostByUnit: : ($)**	**UnitEmissions: NOX: (LBS)**	**UnitEmissions: RGGICO2: (LBS)**	**UnitEmissions: SOX: (LBS)**
4005	[redacted]			
4006				
4007				
4008				
4009				
4010				
4011				
4012				
4013				
4014				
4015				
4016				
4017				
4018				
4019				
4020				
4021				
4022				
4023				
4024				
4025				
4026				
4027				
4028				
4029				
4030				
4031				
4032				

Column	F	G	H	I
Line #	**TotVarProdCostByUnit: : ($)**	**UnitEmissions: NOX: (LBS)**	**UnitEmissions: RGGICO2: (LBS)**	**UnitEmissions: SOX: (LBS)**
4033	[redacted]			
4034				
4035				
4036				
4037				
4038				
4039				
4040				
4041				
4042				

Column	A	B	C	D	E
Line #	**RunId**	**Company**	**Year**	**PurchEnergyByComp: (MWH)**	**PurchEnergyCost: ($)**
1	[redacted]				
2					
3					
4					
5					
6					
7					
8					
9					
10					
11					
12					
13					
14					
15					
16					
17					
18					
19					
20					
21					
22					
23					
24					
25					
26					
27					
28					

Column	A	B	C	D	E
Line #	**RunId**	**Company**	**Year**	**PurchEnergyByComp: (MWH)**	**PurchEnergyCost: ($)**
29	[redacted]				
30					
31					
32					
33					
34					
35					
36					
37					
38					
39					
40					
41					
42					
43					
44					
45					
46					
47					
48					
49					
50					
51					
52					
53					
54					
55					
56					

Column	A	B	C	D	E
Line #	**RunId**	**Company**	**Year**	**PurchEnergyByComp: (MWH)**	**PurchEnergyCost: ($)**
57	[redacted]				
58					
59					
60					
61					
62					
63					
64					
65					
66					
67					
68					
69					
70					
71					
72					
73					
74					
75					
76					
77					
78					
79					
80					
81					
82					
83					
84					

Column	A	B	C	D	E
Line #	**RunId**	**Company**	**Year**	**PurchEnergyByComp: (MWH)**	**PurchEnergyCost: ($)**
85	[redacted]				
86					
87					
88					
89					
90					
91					
92					
93					
94					
95					
96					
97					
98					
99					
100					
101					
102					
103					
104					
105					
106					
107					
108					
109					
110					
111					
112					

Column	A	B	C	D	E
Line #	**RunId**	**Company**	**Year**	**PurchEnergyByComp: (MWH)**	**PurchEnergyCost: ($)**
113	[redacted]				
114					
115					
116					
117					
118					
119					
120					
121					
122					
123					
124					
125					
126					
127					
128					
129					
130					
131					
132					
133					
134					
135					
136					
137					
138					
139					
140					

Column	A	B	C	D	E
Line #	**RunId**	**Company**	**Year**	**PurchEnergyByComp: (MWH)**	**PurchEnergyCost: ($)**
141	[redacted]				
142					
143					
144					
145					
146					
147					
148					
149					
150					
151					
152					
153					
154					
155					
156					
157					
158					
159					
160					
161					
162					
163					
164					
165					
166					
167					
168					

Column	A	B	C	D	E
Line #	**RunId**	**Company**	**Year**	**PurchEnergyByComp: (MWH)**	**PurchEnergyCost: ($)**
169	[redacted]				
170					
171					
172					
173					
174					
175					
176					
177					
178					
179					
180					
181					
182					
183					
184					
185					
186					
187					
188					
189					
190					
191					
192					
193					
194					
195					
196					

Column	A	B	C	D	E
Line #	**RunId**	**Company**	**Year**	**PurchEnergyByComp: (MWH)**	**PurchEnergyCost: ($)**
197	[redacted]				
198					
199					
200					
201					
202					
203					
204					
205					
206					
207					
208					
209					
210					
211					
212					
213					
214					
215					
216					
217					
218					
219					
220					
221					
222					
223					
224					

Column	A	B	C	D	E
Line #	**RunId**	**Company**	**Year**	**PurchEnergyByComp: (MWH)**	**PurchEnergyCost: ($)**
225	[redacted]				
226					
227					
228					
229					
230					
231					
232					
233					
234					
235					
236					
237					
238					
239					
240					
241					
242					
243					
244					
245					
246					
247					
248					
249					
250					
251					
252					

Column	A	B	C	D	E
Line #	**RunId**	**Company**	**Year**	**PurchEnergyByComp: (MWH)**	**PurchEnergyCost: ($)**
253	[redacted]				

Column	A	B	C	D	E
Line #	**RunId**	**Company**	**Year**	**PurchEnergyByComp: (MWH)**	**PurchEnergyCost: ($)**
1	[redacted]				
2					
3					
4					
5					
6					
7					
8					
9					
10					
11					
12					
13					
14					
15					
16					
17					
18					
19					
20					
21					
22					
23					
24					
25					
26					
27					
28					

Column	A	B	C	D	E
Line #	**RunId**	**Company**	**Year**	**PurchEnergyByComp: (MWH)**	**PurchEnergyCost: ($)**
29	[redacted]				
30					
31					
32					
33					
34					
35					
36					
37					
38					
39					
40					
41					
42					
43					
44					
45					
46					
47					
48					
49					
50					
51					
52					
53					
54					
55					
56					

Column	A	B	C	D	E
Line #	**RunId**	**Company**	**Year**	**PurchEnergyByComp: (MWH)**	**PurchEnergyCost: ($)**
57	[redacted]				
58					
59					
60					
61					
62					
63					
64					
65					
66					
67					
68					
69					
70					
71					
72					
73					
74					
75					
76					
77					
78					
79					
80					
81					
82					
83					
84					

Column	A	B	C	D	E
Line #	**RunId**	**Company**	**Year**	**PurchEnergyByComp: (MWH)**	**PurchEnergyCost: ($)**
85	[redacted]				
86					
87					
88					
89					
90					
91					
92					
93					
94					
95					
96					
97					
98					
99					
100					
101					
102					
103					
104					
105					
106					
107					
108					
109					
110					
111					
112					

Column	A	B	C	D	E
Line #	**RunId**	**Company**	**Year**	**PurchEnergyByComp: (MWH)**	**PurchEnergyCost: ($)**
113	[redacted]				
114					
115					
116					
117					
118					
119					
120					
121					
122					
123					
124					
125					
126					
127					
128					
129					
130					
131					
132					
133					
134					
135					
136					
137					
138					
139					
140					

Column	A	B	C	D	E
Line #	**RunId**	**Company**	**Year**	**PurchEnergyByComp: (MWH)**	**PurchEnergyCost: ($)**
141	[redacted]				
142					
143					
144					
145					
146					
147					
148					
149					
150					
151					
152					
153					
154					
155					
156					
157					
158					
159					
160					
161					
162					
163					
164					
165					
166					
167					
168					

Column	A	B	C	D	E
Line #	**RunId**	**Company**	**Year**	**PurchEnergyByComp: (MWH)**	**PurchEnergyCost: ($)**
169	[redacted]				
170					
171					
172					
173					
174					
175					
176					
177					
178					
179					
180					
181					
182					
183					
184					
185					
186					
187					
188					
189					
190					
191					
192					
193					
194					
195					
196					

Column	A	B	C	D	E
Line #	**RunId**	**Company**	**Year**	**PurchEnergyByComp: (MWH)**	**PurchEnergyCost: ($)**
197	[redacted]				
198					
199					
200					
201					
202					
203					
204					
205					
206					
207					
208					
209					
210					
211					
212					
213					
214					
215					
216					
217					
218					
219					
220					
221					
222					
223					
224					

Column	A	B	C	D	E
Line #	**RunId**	**Company**	**Year**	**PurchEnergyByComp: (MWH)**	**PurchEnergyCost: ($)**
225	[redacted]				
226					
227					
228					
229					
230					
231					
232					
233					
234					
235					
236					
237					
238					
239					
240					
241					
242					
243					
244					
245					
246					
247					
248					
249					
250					
251					
252					

Column	A	B	C	D	E
Line #	**RunId**	**Company**	**Year**	**PurchEnergyByComp: (MWH)**	**PurchEnergyCost: ($)**
253	[redacted]				

Column	A	B	C	D
Line #	**RunId**	**UnitDescription**	**FuelDescription**	**Year**
1	[redacted]			
2				
3				
4				
5				
6				
7				
8				
9				
10				
11				
12				
13				
14				
15				
16				
17				
18				
19				
20				
21				
22				
23				
24				
25				
26				
27				
28				

Column	A	B	C	D
Line #	**RunId**	**UnitDescription**	**FuelDescription**	**Year**
29	[redacted]			
30				
31				
32				
33				
34				
35				
36				
37				
38				
39				
40				
41				
42				
43				
44				
45				
46				
47				
48				
49				
50				
51				
52				
53				
54				
55				
56				

Column	A	B	C	D
Line #	**RunId**	**UnitDescription**	**FuelDescription**	**Year**
57	[redacted]			
58				
59				
60				
61				
62				
63				
64				
65				
66				
67				
68				
69				
70				
71				
72				
73				
74				
75				
76				
77				
78				
79				
80				
81				
82				
83				
84				

Column	A	B	C	D
Line #	**RunId**	**UnitDescription**	**FuelDescription**	**Year**
85	[redacted]			
86				
87				
88				
89				
90				
91				
92				
93				
94				
95				
96				
97				
98				
99				
100				
101				
102				
103				
104				
105				
106				
107				
108				
109				
110				
111				
112				

Column	A	B	C	D
Line #	**RunId**	**UnitDescription**	**FuelDescription**	**Year**
113	[redacted]			
114				
115				
116				
117				
118				
119				
120				
121				
122				
123				
124				
125				
126				
127				
128				
129				
130				
131				
132				
133				
134				
135				
136				
137				
138				
139				
140				

Column	A	B	C	D
Line #	**RunId**	**UnitDescription**	**FuelDescription**	**Year**
141	[redacted]			
142				
143				
144				
145				
146				
147				
148				
149				
150				
151				
152				
153				
154				
155				
156				
157				
158				
159				
160				
161				
162				
163				
164				
165				
166				
167				
168				

Column	A	B	C	D
Line #	**RunId**	**UnitDescription**	**FuelDescription**	**Year**
169	[redacted]			
170				
171				
172				
173				
174				
175				
176				
177				
178				
179				
180				
181				
182				
183				
184				
185				
186				
187				
188				
189				
190				
191				
192				
193				
194				
195				
196				

Column	A	B	C	D
Line #	**RunId**	**UnitDescription**	**FuelDescription**	**Year**
197	[redacted]			
198				
199				
200				
201				
202				
203				
204				
205				
206				
207				
208				
209				
210				
211				
212				
213				
214				
215				
216				
217				
218				
219				
220				
221				
222				
223				
224				

Column	A	B	C	D
Line #	**RunId**	**UnitDescription**	**FuelDescription**	**Year**
225	[redacted]			
226				
227				
228				
229				
230				
231				
232				
233				
234				
235				
236				
237				
238				
239				
240				
241				
242				
243				
244				
245				
246				
247				
248				
249				
250				
251				
252				

Column	A	B	C	D
Line #	**RunId**	**UnitDescription**	**FuelDescription**	**Year**
253	[redacted]			
254				
255				
256				
257				
258				
259				
260				
261				
262				
263				
264				
265				
266				
267				
268				
269				
270				
271				
272				
273				
274				
275				
276				
277				
278				
279				
280				

Column	A	B	C	D
Line #	**RunId**	**UnitDescription**	**FuelDescription**	**Year**
281	[redacted]			
282				
283				
284				
285				
286				
287				
288				
289				
290				
291				
292				
293				
294				
295				
296				
297				
298				
299				
300				
301				
302				
303				
304				
305				
306				
307				
308				

Column	A	B	C	D
Line #	**RunId**	**UnitDescription**	**FuelDescription**	**Year**
309	[redacted]			
310				
311				
312				
313				
314				
315				
316				
317				
318				
319				
320				
321				
322				
323				
324				
325				
326				
327				
328				
329				
330				
331				
332				
333				
334				
335				
336				

Column	A	B	C	D
Line #	**RunId**	**UnitDescription**	**FuelDescription**	**Year**
337	[redacted]			
338				
339				
340				
341				
342				
343				
344				
345				
346				
347				
348				
349				
350				
351				
352				
353				
354				
355				
356				
357				
358				
359				
360				
361				
362				
363				
364				

Column	A	B	C	D
Line #	**RunId**	**UnitDescription**	**FuelDescription**	**Year**
365	[redacted]			
366				
367				
368				
369				
370				
371				
372				
373				
374				
375				
376				
377				
378				
379				
380				
381				
382				
383				
384				
385				
386				
387				
388				
389				
390				
391				
392				

Column	A	B	C	D
Line #	**RunId**	**UnitDescription**	**FuelDescription**	**Year**
393	[redacted]			
394				
395				
396				
397				
398				
399				
400				
401				
402				
403				
404				
405				
406				
407				
408				
409				
410				
411				
412				
413				
414				
415				
416				
417				
418				
419				
420				

Column	A	B	C	D
Line #	**RunId**	**UnitDescription**	**FuelDescription**	**Year**
421	[redacted]			
422				
423				
424				
425				
426				
427				
428				
429				
430				
431				
432				
433				
434				
435				
436				
437				
438				
439				
440				
441				
442				
443				
444				
445				
446				
447				
448				

Column	A	B	C	D
Line #	**RunId**	**UnitDescription**	**FuelDescription**	**Year**
449	[redacted]			
450				
451				
452				
453				
454				
455				
456				
457				
458				
459				
460				
461				
462				
463				
464				
465				
466				
467				
468				
469				
470				
471				
472				
473				
474				
475				
476				

Column	A	B	C	D
Line #	**RunId**	**UnitDescription**	**FuelDescription**	**Year**
477	[redacted]			
478				
479				
480				
481				
482				
483				
484				
485				
486				
487				
488				
489				
490				
491				
492				
493				
494				
495				
496				
497				
498				
499				
500				
501				
502				
503				
504				

Column	A	B	C	D
Line #	**RunId**	**UnitDescription**	**FuelDescription**	**Year**
505	[redacted]			
506				
507				
508				
509				
510				
511				
512				
513				
514				
515				
516				
517				
518				
519				
520				
521				
522				
523				
524				
525				
526				
527				
528				
529				
530				
531				
532				

Column	A	B	C	D
Line #	**RunId**	**UnitDescription**	**FuelDescription**	**Year**
533	[redacted]			
534				
535				
536				
537				
538				
539				
540				
541				
542				
543				
544				
545				
546				
547				
548				
549				
550				
551				
552				
553				
554				
555				
556				
557				
558				
559				
560				

Column	A	B	C	D
Line #	**RunId**	**UnitDescription**	**FuelDescription**	**Year**
561	[redacted]			
562				
563				
564				
565				
566				
567				
568				
569				
570				
571				
572				
573				
574				
575				
576				
577				
578				
579				
580				
581				
582				
583				
584				
585				
586				
587				
588				

Column	A	B	C	D
Line #	**RunId**	**UnitDescription**	**FuelDescription**	**Year**
589	[redacted]			
590				
591				
592				
593				
594				
595				
596				
597				
598				
599				
600				
601				
602				
603				
604				
605				
606				
607				
608				
609				
610				
611				
612				
613				
614				
615				
616				

Column	A	B	C	D
Line #	**RunId**	**UnitDescription**	**FuelDescription**	**Year**
617	[redacted]			
618				
619				
620				
621				
622				
623				
624				
625				
626				
627				
628				
629				
630				
631				
632				
633				
634				
635				
636				
637				
638				
639				
640				
641				
642				
643				
644				

Column	A	B	C	D
Line #	**RunId**	**UnitDescription**	**FuelDescription**	**Year**
645	[redacted]			
646				
647				
648				
649				
650				
651				
652				
653				
654				
655				
656				
657				
658				
659				
660				
661				
662				
663				
664				
665				
666				
667				
668				
669				
670				
671				
672				

Column	A	B	C	D
Line #	**RunId**	**UnitDescription**	**FuelDescription**	**Year**
673	[redacted]			
674				
675				
676				
677				
678				
679				
680				
681				
682				
683				
684				
685				
686				
687				
688				
689				
690				
691				
692				
693				
694				
695				
696				
697				
698				
699				
700				

Column	A	B	C	D
Line #	**RunId**	**UnitDescription**	**FuelDescription**	**Year**
701	[redacted]			
702				
703				
704				
705				
706				
707				
708				
709				
710				
711				
712				
713				
714				
715				
716				
717				
718				
719				
720				
721				
722				
723				
724				
725				
726				
727				
728				

Column	A	B	C	D
Line #	**RunId**	**UnitDescription**	**FuelDescription**	**Year**
729	[redacted]			
730				
731				
732				
733				
734				
735				
736				
737				
738				
739				
740				
741				
742				
743				
744				
745				
746				
747				
748				
749				
750				
751				
752				
753				
754				
755				
756				

Column	A	B	C	D
Line #	**RunId**	**UnitDescription**	**FuelDescription**	**Year**
757	[redacted]			
758				
759				
760				
761				
762				
763				
764				
765				
766				
767				
768				
769				
770				
771				
772				
773				
774				
775				
776				
777				
778				
779				
780				
781				
782				
783				
784				

Column	A	B	C	D
Line #	**RunId**	**UnitDescription**	**FuelDescription**	**Year**
785	[redacted]			
786				
787				
788				
789				
790				
791				
792				
793				
794				
795				
796				
797				
798				
799				
800				
801				
802				
803				
804				
805				
806				
807				
808				
809				
810				
811				
812				

Column	A	B	C	D
Line #	**RunId**	**UnitDescription**	**FuelDescription**	**Year**
813	[redacted]			
814				
815				
816				
817				
818				
819				
820				
821				
822				
823				
824				
825				
826				
827				
828				
829				
830				
831				
832				
833				
834				
835				
836				
837				
838				
839				
840				

Column	A	B	C	D
Line #	**RunId**	**UnitDescription**	**FuelDescription**	**Year**
841	[redacted]			
842				
843				
844				
845				
846				
847				
848				
849				
850				
851				
852				
853				
854				
855				
856				
857				
858				
859				
860				
861				
862				
863				
864				
865				
866				
867				
868				

Column	A	B	C	D
Line #	**RunId**	**UnitDescription**	**FuelDescription**	**Year**
869	[redacted]			
870				
871				
872				
873				
874				
875				
876				
877				
878				
879				
880				
881				
882				
883				
884				
885				
886				
887				
888				
889				
890				
891				
892				
893				
894				
895				
896				

Column	A	B	C	D
Line #	**RunId**	**UnitDescription**	**FuelDescription**	**Year**
897	[redacted]			
898				
899				
900				
901				
902				
903				
904				
905				
906				
907				
908				
909				
910				
911				
912				
913				
914				
915				
916				
917				
918				
919				
920				
921				
922				
923				
924				

Column	A	B	C	D
Line #	**RunId**	**UnitDescription**	**FuelDescription**	**Year**
925	[redacted]			
926				
927				
928				
929				
930				
931				
932				
933				
934				
935				
936				
937				
938				
939				
940				
941				
942				
943				
944				
945				
946				
947				
948				
949				
950				
951				
952				

Column	A	B	C	D
Line #	**RunId**	**UnitDescription**	**FuelDescription**	**Year**
953	[redacted]			
954				
955				
956				
957				
958				
959				
960				
961				
962				
963				
964				
965				
966				
967				
968				
969				
970				
971				
972				
973				
974				
975				
976				
977				
978				
979				
980				

Column	A	B	C	D
Line #	**RunId**	**UnitDescription**	**FuelDescription**	**Year**
981	[redacted]			
982				
983				
984				
985				
986				
987				
988				
989				
990				
991				
992				
993				
994				
995				
996				
997				
998				
999				
1000				
1001				
1002				
1003				
1004				
1005				
1006				
1007				
1008				

Column	A	B	C	D
Line #	**RunId**	**UnitDescription**	**FuelDescription**	**Year**
1009	[redacted]			
1010				
1011				
1012				
1013				
1014				
1015				
1016				
1017				
1018				
1019				
1020				
1021				
1022				
1023				
1024				
1025				
1026				
1027				
1028				
1029				
1030				
1031				
1032				
1033				
1034				
1035				
1036				

Column	A	B	C	D
Line #	**RunId**	**UnitDescription**	**FuelDescription**	**Year**
1037	[redacted]			
1038				
1039				
1040				
1041				
1042				
1043				
1044				
1045				
1046				
1047				
1048				
1049				
1050				
1051				
1052				
1053				
1054				
1055				
1056				
1057				
1058				
1059				
1060				
1061				
1062				
1063				
1064				

Column	A	B	C	D
Line #	**RunId**	**UnitDescription**	**FuelDescription**	**Year**
1065	[redacted]			
1066				
1067				
1068				
1069				
1070				
1071				
1072				
1073				
1074				
1075				
1076				
1077				
1078				
1079				
1080				
1081				
1082				
1083				
1084				
1085				
1086				
1087				
1088				
1089				
1090				
1091				
1092				

Column	A	B	C	D
Line #	**RunId**	**UnitDescription**	**FuelDescription**	**Year**
1093	[redacted]			
1094				
1095				
1096				
1097				
1098				
1099				
1100				
1101				
1102				
1103				
1104				
1105				
1106				
1107				
1108				
1109				
1110				
1111				
1112				
1113				
1114				
1115				
1116				
1117				
1118				
1119				
1120				

Column	A	B	C	D
Line #	**RunId**	**UnitDescription**	**FuelDescription**	**Year**
1121	[redacted]			
1122				
1123				
1124				
1125				
1126				
1127				
1128				
1129				
1130				
1131				
1132				
1133				
1134				
1135				
1136				
1137				
1138				
1139				
1140				
1141				
1142				
1143				
1144				
1145				
1146				
1147				
1148				

Column	A	B	C	D
Line #	**RunId**	**UnitDescription**	**FuelDescription**	**Year**
1149	[redacted]			
1150				
1151				
1152				
1153				
1154				
1155				
1156				
1157				
1158				
1159				
1160				
1161				
1162				
1163				
1164				
1165				
1166				
1167				
1168				
1169				
1170				
1171				
1172				
1173				
1174				
1175				

Column	E
Line #	**FuelHeatConsumpByUnit: (MBTU)**
1	[redacted]
2	
3	
4	
5	
6	
7	
8	
9	
10	
11	
12	
13	
14	
15	
16	
17	
18	
19	
20	
21	
22	
23	
24	
25	
26	
27	
28	

Column	E
Line #	**FuelHeatConsumpByUnit: (MBTU)**
29	[redacted]
30	
31	
32	
33	
34	
35	
36	
37	
38	
39	
40	
41	
42	
43	
44	
45	
46	
47	
48	
49	
50	
51	
52	
53	
54	
55	
56	

Column	E
Line #	**FuelHeatConsumpByUnit: (MBTU)**
57	[redacted]
58	
59	
60	
61	
62	
63	
64	
65	
66	
67	
68	
69	
70	
71	
72	
73	
74	
75	
76	
77	
78	
79	
80	
81	
82	
83	
84	

Column	E
Line #	**FuelHeatConsumpByUnit: (MBTU)**
85	[redacted]
86	
87	
88	
89	
90	
91	
92	
93	
94	
95	
96	
97	
98	
99	
100	
101	
102	
103	
104	
105	
106	
107	
108	
109	
110	
111	
112	

Column	E
Line #	**FuelHeatConsumpByUnit: (MBTU)**
113	[redacted]
114	
115	
116	
117	
118	
119	
120	
121	
122	
123	
124	
125	
126	
127	
128	
129	
130	
131	
132	
133	
134	
135	
136	
137	
138	
139	
140	

Column	E
Line #	**FuelHeatConsumpByUnit: (MBTU)**
141	[redacted]
142	
143	
144	
145	
146	
147	
148	
149	
150	
151	
152	
153	
154	
155	
156	
157	
158	
159	
160	
161	
162	
163	
164	
165	
166	
167	
168	

Column	E
Line #	**FuelHeatConsumpByUnit: (MBTU)**
169	[redacted]
170	
171	
172	
173	
174	
175	
176	
177	
178	
179	
180	
181	
182	
183	
184	
185	
186	
187	
188	
189	
190	
191	
192	
193	
194	
195	
196	

Column	E
Line #	**FuelHeatConsumpByUnit: (MBTU)**
197	[redacted]
198	
199	
200	
201	
202	
203	
204	
205	
206	
207	
208	
209	
210	
211	
212	
213	
214	
215	
216	
217	
218	
219	
220	
221	
222	
223	
224	

Column	E
Line #	**FuelHeatConsumpByUnit: (MBTU)**
225	[redacted]
226	
227	
228	
229	
230	
231	
232	
233	
234	
235	
236	
237	
238	
239	
240	
241	
242	
243	
244	
245	
246	
247	
248	
249	
250	
251	
252	

Column	E
Line #	**FuelHeatConsumpByUnit: (MBTU)**
253	[redacted]
254	
255	
256	
257	
258	
259	
260	
261	
262	
263	
264	
265	
266	
267	
268	
269	
270	
271	
272	
273	
274	
275	
276	
277	
278	
279	
280	

Column	E
Line #	**FuelHeatConsumpByUnit: (MBTU)**
281	[redacted]
282	
283	
284	
285	
286	
287	
288	
289	
290	
291	
292	
293	
294	
295	
296	
297	
298	
299	
300	
301	
302	
303	
304	
305	
306	
307	
308	

Column	E
Line #	**FuelHeatConsumpByUnit: (MBTU)**
309	[redacted]
310	
311	
312	
313	
314	
315	
316	
317	
318	
319	
320	
321	
322	
323	
324	
325	
326	
327	
328	
329	
330	
331	
332	
333	
334	
335	
336	

Column	E
Line #	**FuelHeatConsumpByUnit: (MBTU)**
337	[redacted]
338	
339	
340	
341	
342	
343	
344	
345	
346	
347	
348	
349	
350	
351	
352	
353	
354	
355	
356	
357	
358	
359	
360	
361	
362	
363	
364	

Column	E
Line #	**FuelHeatConsumpByUnit: (MBTU)**
365	[redacted]
366	
367	
368	
369	
370	
371	
372	
373	
374	
375	
376	
377	
378	
379	
380	
381	
382	
383	
384	
385	
386	
387	
388	
389	
390	
391	
392	

Column	E
Line #	**FuelHeatConsumpByUnit: (MBTU)**
393	[redacted]
394	
395	
396	
397	
398	
399	
400	
401	
402	
403	
404	
405	
406	
407	
408	
409	
410	
411	
412	
413	
414	
415	
416	
417	
418	
419	
420	

Column	E
Line #	**FuelHeatConsumpByUnit: (MBTU)**
421	[redacted]
422	
423	
424	
425	
426	
427	
428	
429	
430	
431	
432	
433	
434	
435	
436	
437	
438	
439	
440	
441	
442	
443	
444	
445	
446	
447	
448	

Column	E
Line #	**FuelHeatConsumpByUnit: (MBTU)**
449	[redacted]
450	
451	
452	
453	
454	
455	
456	
457	
458	
459	
460	
461	
462	
463	
464	
465	
466	
467	
468	
469	
470	
471	
472	
473	
474	
475	
476	

Column	E
Line #	**FuelHeatConsumpByUnit: (MBTU)**
477	[redacted]
478	
479	
480	
481	
482	
483	
484	
485	
486	
487	
488	
489	
490	
491	
492	
493	
494	
495	
496	
497	
498	
499	
500	
501	
502	
503	
504	

Column	E
Line #	**FuelHeatConsumpByUnit: (MBTU)**
505	[redacted]
506	
507	
508	
509	
510	
511	
512	
513	
514	
515	
516	
517	
518	
519	
520	
521	
522	
523	
524	
525	
526	
527	
528	
529	
530	
531	
532	

Column	E
Line #	**FuelHeatConsumpByUnit: (MBTU)**
533	[redacted]
534	
535	
536	
537	
538	
539	
540	
541	
542	
543	
544	
545	
546	
547	
548	
549	
550	
551	
552	
553	
554	
555	
556	
557	
558	
559	
560	

Column	E
Line #	**FuelHeatConsumpByUnit: (MBTU)**
561	[redacted]
562	
563	
564	
565	
566	
567	
568	
569	
570	
571	
572	
573	
574	
575	
576	
577	
578	
579	
580	
581	
582	
583	
584	
585	
586	
587	
588	

Column	E
Line #	**FuelHeatConsumpByUnit: (MBTU)**
589	[redacted]
590	
591	
592	
593	
594	
595	
596	
597	
598	
599	
600	
601	
602	
603	
604	
605	
606	
607	
608	
609	
610	
611	
612	
613	
614	
615	
616	

Column	E
Line #	**FuelHeatConsumpByUnit: (MBTU)**
617	[redacted]
618	
619	
620	
621	
622	
623	
624	
625	
626	
627	
628	
629	
630	
631	
632	
633	
634	
635	
636	
637	
638	
639	
640	
641	
642	
643	
644	

Column	E
Line #	**FuelHeatConsumpByUnit: (MBTU)**
645	[redacted]
646	
647	
648	
649	
650	
651	
652	
653	
654	
655	
656	
657	
658	
659	
660	
661	
662	
663	
664	
665	
666	
667	
668	
669	
670	
671	
672	

Column	E
Line #	**FuelHeatConsumpByUnit: (MBTU)**
673	[redacted]
674	
675	
676	
677	
678	
679	
680	
681	
682	
683	
684	
685	
686	
687	
688	
689	
690	
691	
692	
693	
694	
695	
696	
697	
698	
699	
700	

Column	E
Line #	**FuelHeatConsumpByUnit: (MBTU)**
701	[redacted]
702	
703	
704	
705	
706	
707	
708	
709	
710	
711	
712	
713	
714	
715	
716	
717	
718	
719	
720	
721	
722	
723	
724	
725	
726	
727	
728	

Column	E
Line #	**FuelHeatConsumpByUnit: (MBTU)**
729	[redacted]
730	
731	
732	
733	
734	
735	
736	
737	
738	
739	
740	
741	
742	
743	
744	
745	
746	
747	
748	
749	
750	
751	
752	
753	
754	
755	
756	

Column	E
Line #	**FuelHeatConsumpByUnit: (MBTU)**
757	[redacted]
758	
759	
760	
761	
762	
763	
764	
765	
766	
767	
768	
769	
770	
771	
772	
773	
774	
775	
776	
777	
778	
779	
780	
781	
782	
783	
784	

Column	E
Line #	**FuelHeatConsumpByUnit: (MBTU)**
785	[redacted]
786	
787	
788	
789	
790	
791	
792	
793	
794	
795	
796	
797	
798	
799	
800	
801	
802	
803	
804	
805	
806	
807	
808	
809	
810	
811	
812	

Column	E
Line #	**FuelHeatConsumpByUnit: (MBTU)**
813	[redacted]
814	
815	
816	
817	
818	
819	
820	
821	
822	
823	
824	
825	
826	
827	
828	
829	
830	
831	
832	
833	
834	
835	
836	
837	
838	
839	
840	

Column	E
Line #	**FuelHeatConsumpByUnit: (MBTU)**
841	[redacted]
842	
843	
844	
845	
846	
847	
848	
849	
850	
851	
852	
853	
854	
855	
856	
857	
858	
859	
860	
861	
862	
863	
864	
865	
866	
867	
868	

Column	E
Line #	**FuelHeatConsumpByUnit: (MBTU)**
869	[redacted]
870	
871	
872	
873	
874	
875	
876	
877	
878	
879	
880	
881	
882	
883	
884	
885	
886	
887	
888	
889	
890	
891	
892	
893	
894	
895	
896	

Column	E
Line #	**FuelHeatConsumpByUnit: (MBTU)**
897	[redacted]
898	
899	
900	
901	
902	
903	
904	
905	
906	
907	
908	
909	
910	
911	
912	
913	
914	
915	
916	
917	
918	
919	
920	
921	
922	
923	
924	

Column	E
Line #	**FuelHeatConsumpByUnit: (MBTU)**
925	[redacted]
926	
927	
928	
929	
930	
931	
932	
933	
934	
935	
936	
937	
938	
939	
940	
941	
942	
943	
944	
945	
946	
947	
948	
949	
950	
951	
952	

Column	E
Line #	**FuelHeatConsumpByUnit: (MBTU)**
953	[redacted]
954	
955	
956	
957	
958	
959	
960	
961	
962	
963	
964	
965	
966	
967	
968	
969	
970	
971	
972	
973	
974	
975	
976	
977	
978	
979	
980	

Column	E
Line #	**FuelHeatConsumpByUnit: (MBTU)**
981	[redacted]
982	
983	
984	
985	
986	
987	
988	
989	
990	
991	
992	
993	
994	
995	
996	
997	
998	
999	
1000	
1001	
1002	
1003	
1004	
1005	
1006	
1007	
1008	

Column	E
Line #	**FuelHeatConsumpByUnit: (MBTU)**
1009	[redacted]
1010	
1011	
1012	
1013	
1014	
1015	
1016	
1017	
1018	
1019	
1020	
1021	
1022	
1023	
1024	
1025	
1026	
1027	
1028	
1029	
1030	
1031	
1032	
1033	
1034	
1035	
1036	

Column	E
Line #	**FuelHeatConsumpByUnit: (MBTU)**
1037	[redacted]
1038	
1039	
1040	
1041	
1042	
1043	
1044	
1045	
1046	
1047	
1048	
1049	
1050	
1051	
1052	
1053	
1054	
1055	
1056	
1057	
1058	
1059	
1060	
1061	
1062	
1063	
1064	

Column	E
Line #	**FuelHeatConsumpByUnit: (MBTU)**
1065	[redacted]
1066	
1067	
1068	
1069	
1070	
1071	
1072	
1073	
1074	
1075	
1076	
1077	
1078	
1079	
1080	
1081	
1082	
1083	
1084	
1085	
1086	
1087	
1088	
1089	
1090	
1091	
1092	

Column	E
Line #	**FuelHeatConsumpByUnit: (MBTU)**
1093	[redacted]
1094	
1095	
1096	
1097	
1098	
1099	
1100	
1101	
1102	
1103	
1104	
1105	
1106	
1107	
1108	
1109	
1110	
1111	
1112	
1113	
1114	
1115	
1116	
1117	
1118	
1119	
1120	

Column	E
Line #	**FuelHeatConsumpByUnit: (MBTU)**
1121	[redacted]
1122	
1123	
1124	
1125	
1126	
1127	
1128	
1129	
1130	
1131	
1132	
1133	
1134	
1135	
1136	
1137	
1138	
1139	
1140	
1141	
1142	
1143	
1144	
1145	
1146	
1147	
1148	

Column	E
Line #	**FuelHeatConsumpByUnit: (MBTU)**
1149	[redacted]
1150	
1151	
1152	
1153	
1154	
1155	
1156	
1157	
1158	
1159	
1160	
1161	
1162	
1163	
1164	
1165	
1166	
1167	
1168	
1169	
1170	
1171	
1172	
1173	
1174	
1175	

Column	A	B	C	D
Line #	**RunId**	**UnitDescription**	**FuelDescription**	**Year**
1	[redacted]			
2				
3				
4				
5				
6				
7				
8				
9				
10				
11				
12				
13				
14				
15				
16				
17				
18				
19				
20				
21				
22				
23				
24				
25				
26				
27				
28				

Column	A	B	C	D
Line #	**RunId**	**UnitDescription**	**FuelDescription**	**Year**
29	[redacted]			
30				
31				
32				
33				
34				
35				
36				
37				
38				
39				
40				
41				
42				
43				
44				
45				
46				
47				
48				
49				
50				
51				
52				
53				
54				
55				
56				

Column	A	B	C	D
Line #	**RunId**	**UnitDescription**	**FuelDescription**	**Year**
57	[redacted]			
58				
59				
60				
61				
62				
63				
64				
65				
66				
67				
68				
69				
70				
71				
72				
73				
74				
75				
76				
77				
78				
79				
80				
81				
82				
83				
84				

Column	A	B	C	D
Line #	**RunId**	**UnitDescription**	**FuelDescription**	**Year**
85	[redacted]			
86				
87				
88				
89				
90				
91				
92				
93				
94				
95				
96				
97				
98				
99				
100				
101				
102				
103				
104				
105				
106				
107				
108				
109				
110				
111				
112				

Column	A	B	C	D
Line #	**RunId**	**UnitDescription**	**FuelDescription**	**Year**
113	[redacted]			
114				
115				
116				
117				
118				
119				
120				
121				
122				
123				
124				
125				
126				
127				
128				
129				
130				
131				
132				
133				
134				
135				
136				
137				
138				
139				
140				

Column	A	B	C	D
Line #	**RunId**	**UnitDescription**	**FuelDescription**	**Year**
141	[redacted]			
142				
143				
144				
145				
146				
147				
148				
149				
150				
151				
152				
153				
154				
155				
156				
157				
158				
159				
160				
161				
162				
163				
164				
165				
166				
167				
168				

Column	A	B	C	D
Line #	**RunId**	**UnitDescription**	**FuelDescription**	**Year**
169	[redacted]			
170				
171				
172				
173				
174				
175				
176				
177				
178				
179				
180				
181				
182				
183				
184				
185				
186				
187				
188				
189				
190				
191				
192				
193				
194				
195				
196				

Column	A	B	C	D
Line #	**RunId**	**UnitDescription**	**FuelDescription**	**Year**
197	[redacted]			
198				
199				
200				
201				
202				
203				
204				
205				
206				
207				
208				
209				
210				
211				
212				
213				
214				
215				
216				
217				
218				
219				
220				
221				
222				
223				
224				

Column	A	B	C	D
Line #	**RunId**	**UnitDescription**	**FuelDescription**	**Year**
225	[redacted]			
226				
227				
228				
229				
230				
231				
232				
233				
234				
235				
236				
237				
238				
239				
240				
241				
242				
243				
244				
245				
246				
247				
248				
249				
250				
251				
252				

Column	A	B	C	D
Line #	**RunId**	**UnitDescription**	**FuelDescription**	**Year**
253	[redacted]			
254				
255				
256				
257				
258				
259				
260				
261				
262				
263				
264				
265				
266				
267				
268				
269				
270				
271				
272				
273				
274				
275				
276				
277				
278				
279				
280				

Column	A	B	C	D
Line #	**RunId**	**UnitDescription**	**FuelDescription**	**Year**
281	[redacted]			
282				
283				
284				
285				
286				
287				
288				
289				
290				
291				
292				
293				
294				
295				
296				
297				
298				
299				
300				
301				
302				
303				
304				
305				
306				
307				
308				

Column	A	B	C	D
Line #	**RunId**	**UnitDescription**	**FuelDescription**	**Year**
309	[redacted]			
310				
311				
312				
313				
314				
315				
316				
317				
318				
319				
320				
321				
322				
323				
324				
325				
326				
327				
328				
329				
330				
331				
332				
333				
334				
335				
336				

Column	A	B	C	D
Line #	**RunId**	**UnitDescription**	**FuelDescription**	**Year**
337	[redacted]			
338				
339				
340				
341				
342				
343				
344				
345				
346				
347				
348				
349				
350				
351				
352				
353				
354				
355				
356				
357				
358				
359				
360				
361				
362				
363				
364				

Column	A	B	C	D
Line #	**RunId**	**UnitDescription**	**FuelDescription**	**Year**
365	[redacted]			
366				
367				
368				
369				
370				
371				
372				
373				
374				
375				
376				
377				
378				
379				
380				
381				
382				
383				
384				
385				
386				
387				
388				
389				
390				
391				
392				

Column	A	B	C	D
Line #	**RunId**	**UnitDescription**	**FuelDescription**	**Year**
393	[redacted]			
394				
395				
396				
397				
398				
399				
400				
401				
402				
403				
404				
405				
406				
407				
408				
409				
410				
411				
412				
413				
414				
415				
416				
417				
418				
419				
420				

Column	A	B	C	D
Line #	**RunId**	**UnitDescription**	**FuelDescription**	**Year**
421	[redacted]			
422				
423				
424				
425				
426				
427				
428				
429				
430				
431				
432				
433				
434				
435				
436				
437				
438				
439				
440				
441				
442				
443				
444				
445				
446				
447				
448				

Column	A	B	C	D
Line #	**RunId**	**UnitDescription**	**FuelDescription**	**Year**
449	[redacted]			
450				
451				
452				
453				
454				
455				
456				
457				
458				
459				
460				
461				
462				
463				
464				
465				
466				
467				
468				
469				
470				
471				
472				
473				
474				
475				
476				

Column	A	B	C	D
Line #	**RunId**	**UnitDescription**	**FuelDescription**	**Year**
477	[redacted]			
478				
479				
480				
481				
482				
483				
484				
485				
486				
487				
488				
489				
490				
491				
492				
493				
494				
495				
496				
497				
498				
499				
500				
501				
502				
503				
504				

Column	A	B	C	D
Line #	**RunId**	**UnitDescription**	**FuelDescription**	**Year**
505	[redacted]			
506				
507				
508				
509				
510				
511				
512				
513				
514				
515				
516				
517				
518				
519				
520				
521				
522				
523				
524				
525				
526				
527				
528				
529				
530				
531				
532				

Column	A	B	C	D
Line #	**RunId**	**UnitDescription**	**FuelDescription**	**Year**
533	[redacted]			
534				
535				
536				
537				
538				
539				
540				
541				
542				
543				
544				
545				
546				
547				
548				
549				
550				
551				
552				
553				
554				
555				
556				
557				
558				
559				
560				

Column	A	B	C	D
Line #	**RunId**	**UnitDescription**	**FuelDescription**	**Year**
561	[redacted]			
562				
563				
564				
565				
566				
567				
568				
569				
570				
571				
572				
573				
574				
575				
576				
577				
578				
579				
580				
581				
582				
583				
584				
585				
586				
587				
588				

Column	A	B	C	D
Line #	**RunId**	**UnitDescription**	**FuelDescription**	**Year**
589	[redacted]			
590				
591				
592				
593				
594				
595				
596				
597				
598				
599				
600				
601				
602				
603				
604				
605				
606				
607				
608				
609				
610				
611				
612				
613				
614				
615				
616				

Column	A	B	C	D
Line #	**RunId**	**UnitDescription**	**FuelDescription**	**Year**
617	[redacted]			
618				
619				
620				
621				
622				
623				
624				
625				
626				
627				
628				
629				
630				
631				
632				
633				
634				
635				
636				
637				
638				
639				
640				
641				
642				
643				
644				

Column	A	B	C	D
Line #	**RunId**	**UnitDescription**	**FuelDescription**	**Year**
645	[redacted]			
646				
647				
648				
649				
650				
651				
652				
653				
654				
655				
656				
657				
658				
659				
660				
661				
662				
663				
664				
665				
666				
667				
668				
669				
670				
671				
672				

Column	A	B	C	D
Line #	**RunId**	**UnitDescription**	**FuelDescription**	**Year**
673	[redacted]			
674				
675				
676				
677				
678				
679				
680				
681				
682				
683				
684				
685				
686				
687				
688				
689				
690				
691				
692				
693				
694				
695				
696				
697				
698				
699				
700				

Column	A	B	C	D
Line #	**RunId**	**UnitDescription**	**FuelDescription**	**Year**
701	[redacted]			
702				
703				
704				
705				
706				
707				
708				
709				
710				
711				
712				
713				
714				
715				
716				
717				
718				
719				
720				
721				
722				
723				
724				
725				
726				
727				
728				

Column	A	B	C	D
Line #	**RunId**	**UnitDescription**	**FuelDescription**	**Year**
729	[redacted]			
730				
731				
732				
733				
734				
735				
736				
737				
738				
739				
740				
741				
742				
743				
744				
745				
746				
747				
748				
749				
750				
751				
752				
753				
754				
755				
756				

Column	A	B	C	D
Line #	**RunId**	**UnitDescription**	**FuelDescription**	**Year**
757	[redacted]			
758				
759				
760				
761				
762				
763				
764				
765				
766				
767				
768				
769				
770				
771				
772				
773				
774				
775				
776				
777				
778				
779				
780				
781				
782				
783				
784				

Column	A	B	C	D
Line #	**RunId**	**UnitDescription**	**FuelDescription**	**Year**
785	[redacted]			
786				
787				
788				
789				
790				
791				
792				
793				
794				
795				
796				
797				
798				
799				
800				
801				
802				
803				
804				
805				
806				
807				
808				
809				
810				
811				
812				

Column	A	B	C	D
Line #	**RunId**	**UnitDescription**	**FuelDescription**	**Year**
813	[redacted]			
814				
815				
816				
817				
818				
819				
820				
821				
822				
823				
824				
825				
826				
827				
828				
829				
830				
831				
832				
833				
834				
835				
836				
837				
838				
839				
840				

Column	A	B	C	D
Line #	**RunId**	**UnitDescription**	**FuelDescription**	**Year**
841	[redacted]			
842				
843				
844				
845				
846				
847				
848				
849				
850				
851				
852				
853				
854				
855				
856				
857				
858				
859				
860				
861				
862				
863				
864				
865				
866				
867				
868				

Column	A	B	C	D
Line #	**RunId**	**UnitDescription**	**FuelDescription**	**Year**
869	[redacted]			
870				
871				
872				
873				
874				
875				
876				
877				
878				
879				
880				
881				
882				
883				
884				
885				
886				
887				
888				
889				
890				
891				
892				
893				
894				
895				
896				

Column	A	B	C	D
Line #	**RunId**	**UnitDescription**	**FuelDescription**	**Year**
897	[redacted]			
898				
899				
900				
901				
902				
903				
904				
905				
906				
907				
908				
909				
910				
911				
912				
913				
914				
915				
916				
917				
918				
919				
920				
921				
922				
923				
924				

Column	A	B	C	D
Line #	**RunId**	**UnitDescription**	**FuelDescription**	**Year**
925	[redacted]			
926				
927				
928				
929				
930				
931				
932				
933				
934				
935				
936				
937				
938				
939				
940				
941				
942				
943				
944				
945				
946				
947				
948				
949				
950				
951				
952				

Column	A	B	C	D
Line #	**RunId**	**UnitDescription**	**FuelDescription**	**Year**
953	[redacted]			
954				
955				
956				
957				
958				
959				
960				
961				
962				
963				
964				
965				
966				
967				
968				
969				
970				
971				
972				
973				
974				
975				
976				
977				
978				
979				
980				

Column	A	B	C	D
Line #	**RunId**	**UnitDescription**	**FuelDescription**	**Year**
981	[redacted]			
982				
983				
984				
985				
986				
987				
988				
989				
990				
991				
992				
993				
994				
995				
996				
997				
998				
999				
1000				
1001				
1002				
1003				
1004				
1005				
1006				
1007				
1008				

Column	A	B	C	D
Line #	**RunId**	**UnitDescription**	**FuelDescription**	**Year**
1009	[redacted]			
1010				
1011				
1012				
1013				
1014				
1015				
1016				
1017				
1018				
1019				
1020				
1021				
1022				
1023				
1024				
1025				
1026				
1027				
1028				
1029				
1030				
1031				
1032				
1033				
1034				
1035				
1036				

Column	A	B	C	D
Line #	**RunId**	**UnitDescription**	**FuelDescription**	**Year**
1037	[redacted]			
1038				
1039				
1040				
1041				
1042				
1043				
1044				
1045				
1046				
1047				
1048				
1049				
1050				
1051				
1052				
1053				
1054				
1055				
1056				
1057				
1058				
1059				
1060				
1061				
1062				
1063				
1064				

Column	A	B	C	D
Line #	**RunId**	**UnitDescription**	**FuelDescription**	**Year**
1065	[redacted]			
1066				
1067				
1068				
1069				
1070				
1071				
1072				
1073				
1074				
1075				
1076				
1077				
1078				
1079				
1080				
1081				
1082				
1083				
1084				
1085				
1086				
1087				
1088				
1089				
1090				
1091				
1092				

Column	A	B	C	D
Line #	**RunId**	**UnitDescription**	**FuelDescription**	**Year**
1093	[redacted]			
1094				
1095				
1096				
1097				
1098				
1099				
1100				
1101				
1102				
1103				
1104				
1105				
1106				
1107				
1108				
1109				
1110				
1111				
1112				
1113				
1114				
1115				
1116				
1117				
1118				
1119				
1120				

Column	A	B	C	D
Line #	**RunId**	**UnitDescription**	**FuelDescription**	**Year**
1121	[redacted]			
1122				
1123				
1124				
1125				
1126				
1127				
1128				
1129				
1130				
1131				
1132				
1133				
1134				
1135				
1136				
1137				
1138				
1139				
1140				
1141				
1142				
1143				
1144				
1145				
1146				
1147				
1148				

Column	A	B	C	D
Line #	**RunId**	**UnitDescription**	**FuelDescription**	**Year**
1149	[redacted]			
1150				
1151				
1152				
1153				
1154				
1155				
1156				
1157				
1158				
1159				
1160				
1161				
1162				
1163				
1164				
1165				
1166				
1167				
1168				
1169				
1170				
1171				
1172				
1173				
1174				
1175				
1176				

Column	E
Line #	**FuelHeatConsumpByUnit: (MBTU)**
1	[redacted]
2	
3	
4	
5	
6	
7	
8	
9	
10	
11	
12	
13	
14	
15	
16	
17	
18	
19	
20	
21	
22	
23	
24	
25	
26	
27	
28	

Column	E
Line #	**FuelHeatConsumpByUnit: (MBTU)**
29	[redacted]
30	
31	
32	
33	
34	
35	
36	
37	
38	
39	
40	
41	
42	
43	
44	
45	
46	
47	
48	
49	
50	
51	
52	
53	
54	
55	
56	

Column	E
Line #	**FuelHeatConsumpByUnit: (MBTU)**
57	[redacted]
58	
59	
60	
61	
62	
63	
64	
65	
66	
67	
68	
69	
70	
71	
72	
73	
74	
75	
76	
77	
78	
79	
80	
81	
82	
83	
84	

Column	E
Line #	**FuelHeatConsumpByUnit: (MBTU)**
85	[redacted]
86	
87	
88	
89	
90	
91	
92	
93	
94	
95	
96	
97	
98	
99	
100	
101	
102	
103	
104	
105	
106	
107	
108	
109	
110	
111	
112	

Column	E
Line #	**FuelHeatConsumpByUnit: (MBTU)**
113	[redacted]
114	
115	
116	
117	
118	
119	
120	
121	
122	
123	
124	
125	
126	
127	
128	
129	
130	
131	
132	
133	
134	
135	
136	
137	
138	
139	
140	

Column	E
Line #	**FuelHeatConsumpByUnit: (MBTU)**
141	[redacted]
142	
143	
144	
145	
146	
147	
148	
149	
150	
151	
152	
153	
154	
155	
156	
157	
158	
159	
160	
161	
162	
163	
164	
165	
166	
167	
168	

Column	E
Line #	**FuelHeatConsumpByUnit: (MBTU)**
169	[redacted]
170	
171	
172	
173	
174	
175	
176	
177	
178	
179	
180	
181	
182	
183	
184	
185	
186	
187	
188	
189	
190	
191	
192	
193	
194	
195	
196	

Column	E
Line #	**FuelHeatConsumpByUnit: (MBTU)**
197	[redacted]
198	
199	
200	
201	
202	
203	
204	
205	
206	
207	
208	
209	
210	
211	
212	
213	
214	
215	
216	
217	
218	
219	
220	
221	
222	
223	
224	

Column	E
Line #	**FuelHeatConsumpByUnit: (MBTU)**
225	[redacted]
226	
227	
228	
229	
230	
231	
232	
233	
234	
235	
236	
237	
238	
239	
240	
241	
242	
243	
244	
245	
246	
247	
248	
249	
250	
251	
252	

Column	E
Line #	**FuelHeatConsumpByUnit: (MBTU)**
253	[redacted]
254	
255	
256	
257	
258	
259	
260	
261	
262	
263	
264	
265	
266	
267	
268	
269	
270	
271	
272	
273	
274	
275	
276	
277	
278	
279	
280	

Column	E
Line #	**FuelHeatConsumpByUnit: (MBTU)**
281	[redacted]
282	
283	
284	
285	
286	
287	
288	
289	
290	
291	
292	
293	
294	
295	
296	
297	
298	
299	
300	
301	
302	
303	
304	
305	
306	
307	
308	

Column	E
Line #	**FuelHeatConsumpByUnit: (MBTU)**
309	[redacted]
310	
311	
312	
313	
314	
315	
316	
317	
318	
319	
320	
321	
322	
323	
324	
325	
326	
327	
328	
329	
330	
331	
332	
333	
334	
335	
336	

Column	E
Line #	**FuelHeatConsumpByUnit: (MBTU)**
337	[redacted]
338	
339	
340	
341	
342	
343	
344	
345	
346	
347	
348	
349	
350	
351	
352	
353	
354	
355	
356	
357	
358	
359	
360	
361	
362	
363	
364	

Column	E
Line #	**FuelHeatConsumpByUnit: (MBTU)**
365	[redacted]
366	
367	
368	
369	
370	
371	
372	
373	
374	
375	
376	
377	
378	
379	
380	
381	
382	
383	
384	
385	
386	
387	
388	
389	
390	
391	
392	

Column	E
Line #	**FuelHeatConsumpByUnit: (MBTU)**
393	[redacted]
394	
395	
396	
397	
398	
399	
400	
401	
402	
403	
404	
405	
406	
407	
408	
409	
410	
411	
412	
413	
414	
415	
416	
417	
418	
419	
420	

Column	E
Line #	**FuelHeatConsumpByUnit: (MBTU)**
421	[redacted]
422	
423	
424	
425	
426	
427	
428	
429	
430	
431	
432	
433	
434	
435	
436	
437	
438	
439	
440	
441	
442	
443	
444	
445	
446	
447	
448	

Column	E
Line #	**FuelHeatConsumpByUnit: (MBTU)**
449	[redacted]
450	
451	
452	
453	
454	
455	
456	
457	
458	
459	
460	
461	
462	
463	
464	
465	
466	
467	
468	
469	
470	
471	
472	
473	
474	
475	
476	

Column	E
Line #	**FuelHeatConsumpByUnit: (MBTU)**
477	[redacted]
478	
479	
480	
481	
482	
483	
484	
485	
486	
487	
488	
489	
490	
491	
492	
493	
494	
495	
496	
497	
498	
499	
500	
501	
502	
503	
504	

Column	E
Line #	**FuelHeatConsumpByUnit: (MBTU)**
505	[redacted]
506	
507	
508	
509	
510	
511	
512	
513	
514	
515	
516	
517	
518	
519	
520	
521	
522	
523	
524	
525	
526	
527	
528	
529	
530	
531	
532	

Column	E
Line #	**FuelHeatConsumpByUnit: (MBTU)**
533	[redacted]
534	
535	
536	
537	
538	
539	
540	
541	
542	
543	
544	
545	
546	
547	
548	
549	
550	
551	
552	
553	
554	
555	
556	
557	
558	
559	
560	

Column	E
Line #	**FuelHeatConsumpByUnit: (MBTU)**
561	[redacted]
562	
563	
564	
565	
566	
567	
568	
569	
570	
571	
572	
573	
574	
575	
576	
577	
578	
579	
580	
581	
582	
583	
584	
585	
586	
587	
588	

Column	E
Line #	**FuelHeatConsumpByUnit: (MBTU)**
589	[redacted]
590	
591	
592	
593	
594	
595	
596	
597	
598	
599	
600	
601	
602	
603	
604	
605	
606	
607	
608	
609	
610	
611	
612	
613	
614	
615	
616	

Column	E
Line #	**FuelHeatConsumpByUnit: (MBTU)**
617	[redacted]
618	
619	
620	
621	
622	
623	
624	
625	
626	
627	
628	
629	
630	
631	
632	
633	
634	
635	
636	
637	
638	
639	
640	
641	
642	
643	
644	

Column	E
Line #	**FuelHeatConsumpByUnit: (MBTU)**
645	[redacted]
646	
647	
648	
649	
650	
651	
652	
653	
654	
655	
656	
657	
658	
659	
660	
661	
662	
663	
664	
665	
666	
667	
668	
669	
670	
671	
672	

Column	E
Line #	**FuelHeatConsumpByUnit: (MBTU)**
673	[redacted]
674	
675	
676	
677	
678	
679	
680	
681	
682	
683	
684	
685	
686	
687	
688	
689	
690	
691	
692	
693	
694	
695	
696	
697	
698	
699	
700	

Column	E
Line #	**FuelHeatConsumpByUnit: (MBTU)**
701	[redacted]
702	
703	
704	
705	
706	
707	
708	
709	
710	
711	
712	
713	
714	
715	
716	
717	
718	
719	
720	
721	
722	
723	
724	
725	
726	
727	
728	

Column	E
Line #	**FuelHeatConsumpByUnit: (MBTU)**
729	[redacted]
730	
731	
732	
733	
734	
735	
736	
737	
738	
739	
740	
741	
742	
743	
744	
745	
746	
747	
748	
749	
750	
751	
752	
753	
754	
755	
756	

Column	E
Line #	**FuelHeatConsumpByUnit: (MBTU)**
757	[redacted]
758	
759	
760	
761	
762	
763	
764	
765	
766	
767	
768	
769	
770	
771	
772	
773	
774	
775	
776	
777	
778	
779	
780	
781	
782	
783	
784	

Column	E
Line #	**FuelHeatConsumpByUnit: (MBTU)**
785	[redacted]
786	
787	
788	
789	
790	
791	
792	
793	
794	
795	
796	
797	
798	
799	
800	
801	
802	
803	
804	
805	
806	
807	
808	
809	
810	
811	
812	

Column	E
Line #	**FuelHeatConsumpByUnit: (MBTU)**
813	[redacted]
814	
815	
816	
817	
818	
819	
820	
821	
822	
823	
824	
825	
826	
827	
828	
829	
830	
831	
832	
833	
834	
835	
836	
837	
838	
839	
840	

Column	E
Line #	**FuelHeatConsumpByUnit: (MBTU)**
841	[redacted]
842	
843	
844	
845	
846	
847	
848	
849	
850	
851	
852	
853	
854	
855	
856	
857	
858	
859	
860	
861	
862	
863	
864	
865	
866	
867	
868	

Column	E
Line #	**FuelHeatConsumpByUnit: (MBTU)**
869	[redacted]
870	
871	
872	
873	
874	
875	
876	
877	
878	
879	
880	
881	
882	
883	
884	
885	
886	
887	
888	
889	
890	
891	
892	
893	
894	
895	
896	

Column	E
Line #	**FuelHeatConsumpByUnit: (MBTU)**
897	[redacted]
898	
899	
900	
901	
902	
903	
904	
905	
906	
907	
908	
909	
910	
911	
912	
913	
914	
915	
916	
917	
918	
919	
920	
921	
922	
923	
924	

Column	E
Line #	**FuelHeatConsumpByUnit: (MBTU)**
925	[redacted]
926	
927	
928	
929	
930	
931	
932	
933	
934	
935	
936	
937	
938	
939	
940	
941	
942	
943	
944	
945	
946	
947	
948	
949	
950	
951	
952	

Column	E
Line #	**FuelHeatConsumpByUnit: (MBTU)**
953	[redacted]
954	
955	
956	
957	
958	
959	
960	
961	
962	
963	
964	
965	
966	
967	
968	
969	
970	
971	
972	
973	
974	
975	
976	
977	
978	
979	
980	

Column	E
Line #	**FuelHeatConsumpByUnit: (MBTU)**
981	[redacted]
982	
983	
984	
985	
986	
987	
988	
989	
990	
991	
992	
993	
994	
995	
996	
997	
998	
999	
1000	
1001	
1002	
1003	
1004	
1005	
1006	
1007	
1008	

Column	E
Line #	**FuelHeatConsumpByUnit: (MBTU)**
1009	[redacted]
1010	
1011	
1012	
1013	
1014	
1015	
1016	
1017	
1018	
1019	
1020	
1021	
1022	
1023	
1024	
1025	
1026	
1027	
1028	
1029	
1030	
1031	
1032	
1033	
1034	
1035	
1036	

Column	E
Line #	**FuelHeatConsumpByUnit: (MBTU)**
1037	[redacted]
1038	
1039	
1040	
1041	
1042	
1043	
1044	
1045	
1046	
1047	
1048	
1049	
1050	
1051	
1052	
1053	
1054	
1055	
1056	
1057	
1058	
1059	
1060	
1061	
1062	
1063	
1064	

Column	E
Line #	**FuelHeatConsumpByUnit: (MBTU)**
1065	[redacted]
1066	
1067	
1068	
1069	
1070	
1071	
1072	
1073	
1074	
1075	
1076	
1077	
1078	
1079	
1080	
1081	
1082	
1083	
1084	
1085	
1086	
1087	
1088	
1089	
1090	
1091	
1092	

Column	E
Line #	**FuelHeatConsumpByUnit: (MBTU)**
1093	[redacted]
1094	
1095	
1096	
1097	
1098	
1099	
1100	
1101	
1102	
1103	
1104	
1105	
1106	
1107	
1108	
1109	
1110	
1111	
1112	
1113	
1114	
1115	
1116	
1117	
1118	
1119	
1120	

Column	E
Line #	**FuelHeatConsumpByUnit: (MBTU)**
1121	[redacted]
1122	
1123	
1124	
1125	
1126	
1127	
1128	
1129	
1130	
1131	
1132	
1133	
1134	
1135	
1136	
1137	
1138	
1139	
1140	
1141	
1142	
1143	
1144	
1145	
1146	
1147	
1148	

Column	E
Line #	**FuelHeatConsumpByUnit: (MBTU)**
1149	[redacted]
1150	
1151	
1152	
1153	
1154	
1155	
1156	
1157	
1158	
1159	
1160	
1161	
1162	
1163	
1164	
1165	
1166	
1167	
1168	
1169	
1170	
1171	
1172	
1173	
1174	
1175	
1176	

Column	A	B	C	D
Line #	**RunId**	**UnitDescription**	**FuelDescription**	**Year**
1	[redacted]			
2				
3				
4				
5				
6				
7				
8				
9				
10				
11				
12				
13				
14				
15				
16				
17				
18				
19				
20				
21				
22				
23				
24				
25				
26				
27				
28				

Column	A	B	C	D
Line #	**RunId**	**UnitDescription**	**FuelDescription**	**Year**
29	[redacted]			
30				
31				
32				
33				
34				
35				
36				
37				
38				
39				
40				
41				
42				
43				
44				
45				
46				
47				
48				
49				
50				
51				
52				
53				
54				
55				
56				

Column	A	B	C	D
Line #	**RunId**	**UnitDescription**	**FuelDescription**	**Year**
57	[redacted]			
58				
59				
60				
61				
62				
63				
64				
65				
66				
67				
68				
69				
70				
71				
72				
73				
74				
75				
76				
77				
78				
79				
80				
81				
82				
83				
84				

Column	A	B	C	D
Line #	**RunId**	**UnitDescription**	**FuelDescription**	**Year**
85	[redacted]			
86				
87				
88				
89				
90				
91				
92				
93				
94				
95				
96				
97				
98				
99				
100				
101				
102				
103				
104				
105				
106				
107				
108				
109				
110				
111				
112				

Column	A	B	C	D
Line #	**RunId**	**UnitDescription**	**FuelDescription**	**Year**
113	[redacted]			
114				
115				
116				
117				
118				
119				
120				
121				
122				
123				
124				
125				
126				
127				
128				
129				
130				
131				
132				
133				
134				
135				
136				
137				
138				
139				
140				

Column	A	B	C	D
Line #	**RunId**	**UnitDescription**	**FuelDescription**	**Year**
141	[redacted]			
142				
143				
144				
145				
146				
147				
148				
149				
150				
151				
152				
153				
154				
155				
156				
157				
158				
159				
160				
161				
162				
163				
164				
165				
166				
167				
168				

Column	A	B	C	D
Line #	**RunId**	**UnitDescription**	**FuelDescription**	**Year**
169	[redacted]			
170				
171				
172				
173				
174				
175				
176				
177				
178				
179				
180				
181				
182				
183				
184				
185				
186				
187				
188				
189				
190				
191				
192				
193				
194				
195				
196				

Column	A	B	C	D
Line #	**RunId**	**UnitDescription**	**FuelDescription**	**Year**
197	[redacted]			
198				
199				
200				
201				
202				
203				
204				
205				
206				
207				
208				
209				
210				
211				
212				
213				
214				
215				
216				
217				
218				
219				
220				
221				
222				
223				
224				

Column	A	B	C	D
Line #	**RunId**	**UnitDescription**	**FuelDescription**	**Year**
225	[redacted]			
226				
227				
228				
229				
230				
231				
232				
233				
234				
235				
236				
237				
238				
239				
240				
241				
242				
243				
244				
245				
246				
247				
248				
249				
250				
251				
252				

Column	A	B	C	D
Line #	**RunId**	**UnitDescription**	**FuelDescription**	**Year**
253	[redacted]			
254				
255				
256				
257				
258				
259				
260				
261				
262				
263				
264				
265				
266				
267				
268				
269				
270				
271				
272				
273				
274				
275				
276				
277				
278				
279				
280				

Column	A	B	C	D
Line #	**RunId**	**UnitDescription**	**FuelDescription**	**Year**
281	[redacted]			
282				
283				
284				
285				
286				
287				
288				
289				
290				
291				
292				
293				
294				
295				
296				
297				
298				
299				
300				
301				
302				
303				
304				
305				
306				
307				
308				

Column	A	B	C	D
Line #	**RunId**	**UnitDescription**	**FuelDescription**	**Year**
309	[redacted]			
310				
311				
312				
313				
314				
315				
316				
317				
318				
319				
320				
321				
322				
323				
324				
325				
326				
327				
328				
329				
330				
331				
332				
333				
334				
335				
336				

Column	A	B	C	D
Line #	**RunId**	**UnitDescription**	**FuelDescription**	**Year**
337	[redacted]			
338				
339				
340				
341				
342				
343				
344				
345				
346				
347				
348				
349				
350				
351				
352				
353				
354				
355				
356				
357				
358				
359				
360				
361				
362				
363				
364				

Column	A	B	C	D
Line #	**RunId**	**UnitDescription**	**FuelDescription**	**Year**
365	[redacted]			
366				
367				
368				
369				
370				
371				
372				
373				
374				
375				
376				
377				
378				
379				
380				
381				
382				
383				
384				
385				
386				
387				
388				
389				
390				
391				
392				

Column	A	B	C	D
Line #	**RunId**	**UnitDescription**	**FuelDescription**	**Year**
393	[redacted]			
394				
395				
396				
397				
398				
399				
400				
401				
402				
403				
404				
405				
406				
407				
408				
409				
410				
411				
412				
413				
414				
415				
416				
417				
418				
419				
420				

Column	A	B	C	D
Line #	**RunId**	**UnitDescription**	**FuelDescription**	**Year**
421	[redacted]			
422				
423				
424				
425				
426				
427				
428				
429				
430				
431				
432				
433				
434				
435				
436				
437				
438				
439				
440				
441				
442				
443				
444				
445				
446				
447				
448				

Column	A	B	C	D
Line #	**RunId**	**UnitDescription**	**FuelDescription**	**Year**
449	[redacted]			
450				
451				
452				
453				
454				
455				
456				
457				
458				
459				
460				
461				
462				
463				
464				
465				
466				
467				
468				
469				
470				
471				
472				
473				
474				
475				
476				

Column	A	B	C	D
Line #	**RunId**	**UnitDescription**	**FuelDescription**	**Year**
477	[redacted]			
478				
479				
480				
481				
482				
483				
484				
485				
486				
487				
488				
489				
490				
491				
492				
493				
494				
495				
496				
497				
498				
499				
500				
501				
502				
503				
504				

Column	A	B	C	D
Line #	**RunId**	**UnitDescription**	**FuelDescription**	**Year**
505	[redacted]			
506				
507				
508				
509				
510				
511				
512				
513				
514				
515				
516				
517				
518				
519				
520				
521				
522				
523				
524				
525				
526				
527				
528				
529				
530				
531				
532				

Column	A	B	C	D
Line #	**RunId**	**UnitDescription**	**FuelDescription**	**Year**
533	[redacted]			
534				
535				
536				
537				
538				
539				
540				
541				
542				
543				
544				
545				
546				
547				
548				
549				
550				
551				
552				
553				
554				
555				
556				
557				
558				
559				
560				

Column	A	B	C	D
Line #	**RunId**	**UnitDescription**	**FuelDescription**	**Year**
561	[redacted]			
562				
563				
564				
565				
566				
567				
568				
569				
570				
571				
572				
573				
574				
575				
576				
577				
578				
579				
580				
581				
582				
583				
584				
585				
586				
587				
588				

Column	A	B	C	D
Line #	**RunId**	**UnitDescription**	**FuelDescription**	**Year**
589	[redacted]			
590				
591				
592				
593				
594				
595				
596				
597				
598				
599				
600				
601				
602				
603				
604				
605				
606				
607				
608				
609				
610				
611				
612				
613				
614				
615				
616				

Column	A	B	C	D
Line #	**RunId**	**UnitDescription**	**FuelDescription**	**Year**
617	[redacted]			
618				
619				
620				
621				
622				
623				
624				
625				
626				
627				
628				
629				
630				
631				
632				
633				
634				
635				
636				
637				
638				
639				
640				
641				
642				
643				
644				

Column	A	B	C	D
Line #	**RunId**	**UnitDescription**	**FuelDescription**	**Year**
645	[redacted]			
646				
647				
648				
649				
650				
651				
652				
653				
654				
655				
656				
657				
658				
659				
660				
661				
662				
663				
664				
665				
666				
667				
668				
669				
670				
671				
672				

Column	A	B	C	D
Line #	**RunId**	**UnitDescription**	**FuelDescription**	**Year**
673	[redacted]			
674				
675				
676				
677				
678				
679				
680				
681				
682				
683				
684				
685				
686				
687				
688				
689				
690				
691				
692				
693				
694				
695				
696				
697				
698				
699				
700				

Column	A	B	C	D
Line #	**RunId**	**UnitDescription**	**FuelDescription**	**Year**
701	[redacted]			
702				
703				
704				
705				
706				
707				
708				
709				
710				
711				
712				
713				
714				
715				
716				
717				
718				
719				
720				
721				
722				
723				
724				
725				
726				
727				
728				

Column	A	B	C	D
Line #	**RunId**	**UnitDescription**	**FuelDescription**	**Year**
729	[redacted]			
730				
731				
732				
733				
734				
735				
736				
737				
738				
739				
740				
741				
742				
743				
744				
745				
746				
747				
748				
749				
750				
751				
752				
753				
754				
755				
756				

Column	A	B	C	D
Line #	**RunId**	**UnitDescription**	**FuelDescription**	**Year**
757	[redacted]			
758				
759				
760				
761				
762				
763				
764				
765				
766				
767				
768				
769				
770				
771				
772				
773				
774				
775				
776				
777				
778				
779				
780				
781				
782				
783				
784				

Column	A	B	C	D
Line #	**RunId**	**UnitDescription**	**FuelDescription**	**Year**
785	[redacted]			
786				
787				
788				
789				
790				
791				
792				
793				
794				
795				
796				
797				
798				
799				
800				
801				
802				
803				
804				
805				
806				
807				
808				
809				
810				
811				
812				

Column	A	B	C	D
Line #	**RunId**	**UnitDescription**	**FuelDescription**	**Year**
813	[redacted]			
814				
815				
816				
817				
818				
819				
820				
821				
822				
823				
824				
825				
826				
827				
828				
829				
830				
831				
832				
833				
834				
835				
836				
837				
838				
839				
840				

Column	A	B	C	D
Line #	**RunId**	**UnitDescription**	**FuelDescription**	**Year**
841	[redacted]			
842				
843				
844				
845				
846				
847				
848				
849				
850				
851				
852				
853				
854				
855				
856				
857				
858				
859				
860				
861				
862				
863				
864				
865				
866				
867				
868				

Column	A	B	C	D
Line #	**RunId**	**UnitDescription**	**FuelDescription**	**Year**
869	[redacted]			
870				
871				
872				
873				
874				
875				
876				
877				
878				
879				
880				
881				
882				
883				
884				
885				
886				
887				
888				
889				
890				
891				
892				
893				
894				
895				
896				

Column	A	B	C	D
Line #	**RunId**	**UnitDescription**	**FuelDescription**	**Year**
897	[redacted]			
898				
899				
900				
901				
902				
903				
904				
905				
906				
907				
908				
909				
910				
911				
912				
913				
914				
915				
916				
917				
918				
919				
920				
921				
922				
923				
924				

Column	A	B	C	D
Line #	**RunId**	**UnitDescription**	**FuelDescription**	**Year**
925	[redacted]			
926				
927				
928				
929				
930				
931				
932				
933				
934				
935				
936				
937				
938				
939				
940				
941				
942				
943				
944				
945				
946				
947				
948				
949				
950				
951				
952				

Column	A	B	C	D
Line #	**RunId**	**UnitDescription**	**FuelDescription**	**Year**
953	[redacted]			
954				
955				
956				
957				
958				
959				
960				
961				
962				
963				
964				
965				
966				
967				
968				
969				
970				
971				
972				
973				
974				
975				
976				
977				
978				
979				
980				

Column	A	B	C	D
Line #	**RunId**	**UnitDescription**	**FuelDescription**	**Year**
981	[redacted]			
982				
983				
984				
985				
986				
987				
988				
989				
990				
991				
992				
993				
994				
995				
996				
997				
998				
999				
1000				
1001				
1002				
1003				
1004				
1005				
1006				
1007				
1008				

Column	A	B	C	D
Line #	**RunId**	**UnitDescription**	**FuelDescription**	**Year**
1009	[redacted]			
1010				
1011				
1012				
1013				
1014				
1015				
1016				
1017				
1018				
1019				
1020				
1021				
1022				
1023				
1024				
1025				
1026				
1027				
1028				
1029				
1030				
1031				
1032				
1033				
1034				
1035				
1036				

Column	A	B	C	D
Line #	**RunId**	**UnitDescription**	**FuelDescription**	**Year**
1037	[redacted]			
1038				
1039				
1040				
1041				
1042				
1043				
1044				
1045				
1046				
1047				
1048				
1049				
1050				
1051				
1052				
1053				
1054				
1055				
1056				
1057				
1058				
1059				
1060				
1061				
1062				
1063				
1064				

Column	A	B	C	D
Line #	**RunId**	**UnitDescription**	**FuelDescription**	**Year**
1065	[redacted]			
1066				
1067				
1068				
1069				
1070				
1071				
1072				
1073				
1074				
1075				
1076				
1077				
1078				
1079				
1080				
1081				
1082				
1083				
1084				
1085				
1086				
1087				
1088				
1089				
1090				
1091				
1092				

Column	A	B	C	D
Line #	**RunId**	**UnitDescription**	**FuelDescription**	**Year**
1093	[redacted]			
1094				
1095				
1096				
1097				
1098				
1099				
1100				
1101				
1102				
1103				
1104				
1105				
1106				
1107				
1108				
1109				
1110				
1111				
1112				
1113				
1114				
1115				
1116				
1117				
1118				
1119				
1120				

Column	A	B	C	D
Line #	**RunId**	**UnitDescription**	**FuelDescription**	**Year**
1121	[redacted]			
1122				
1123				
1124				
1125				
1126				
1127				
1128				
1129				
1130				
1131				
1132				
1133				
1134				
1135				
1136				
1137				
1138				
1139				
1140				
1141				
1142				
1143				
1144				
1145				
1146				
1147				
1148				

Column	A	B	C	D
Line #	**RunId**	**UnitDescription**	**FuelDescription**	**Year**
1149	[redacted]			
1150				
1151				
1152				
1153				
1154				
1155				
1156				
1157				
1158				
1159				
1160				
1161				
1162				
1163				
1164				
1165				
1166				
1167				
1168				
1169				
1170				
1171				
1172				
1173				
1174				
1175				
1176				

Column	A	B	C	D
Line #	**RunId**	**UnitDescription**	**FuelDescription**	**Year**
1177	[redacted]			

Column	E
Line #	**FuelHeatConsumpByUnit: (MBTU)**
1	[redacted]
2	
3	
4	
5	
6	
7	
8	
9	
10	
11	
12	
13	
14	
15	
16	
17	
18	
19	
20	
21	
22	
23	
24	
25	
26	
27	
28	

Column	E
Line #	**FuelHeatConsumpByUnit: (MBTU)**
29	[redacted]
30	
31	
32	
33	
34	
35	
36	
37	
38	
39	
40	
41	
42	
43	
44	
45	
46	
47	
48	
49	
50	
51	
52	
53	
54	
55	
56	

Column	E
Line #	FuelHeatConsumpByUnit: (MBTU)
57	[redacted]
58	
59	
60	
61	
62	
63	
64	
65	
66	
67	
68	
69	
70	
71	
72	
73	
74	
75	
76	
77	
78	
79	
80	
81	
82	
83	
84	

Column	E
Line #	**FuelHeatConsumpByUnit: (MBTU)**
85	[redacted]
86	
87	
88	
89	
90	
91	
92	
93	
94	
95	
96	
97	
98	
99	
100	
101	
102	
103	
104	
105	
106	
107	
108	
109	
110	
111	
112	

Column	E
Line #	**FuelHeatConsumpByUnit: (MBTU)**
113	[redacted]
114	
115	
116	
117	
118	
119	
120	
121	
122	
123	
124	
125	
126	
127	
128	
129	
130	
131	
132	
133	
134	
135	
136	
137	
138	
139	
140	

Column	E
Line #	**FuelHeatConsumpByUnit: (MBTU)**
141	[redacted]
142	
143	
144	
145	
146	
147	
148	
149	
150	
151	
152	
153	
154	
155	
156	
157	
158	
159	
160	
161	
162	
163	
164	
165	
166	
167	
168	

Column	E
Line #	**FuelHeatConsumpByUnit: (MBTU)**
169	[redacted]
170	
171	
172	
173	
174	
175	
176	
177	
178	
179	
180	
181	
182	
183	
184	
185	
186	
187	
188	
189	
190	
191	
192	
193	
194	
195	
196	

Column	E
Line #	**FuelHeatConsumpByUnit: (MBTU)**
197	[redacted]
198	
199	
200	
201	
202	
203	
204	
205	
206	
207	
208	
209	
210	
211	
212	
213	
214	
215	
216	
217	
218	
219	
220	
221	
222	
223	
224	

Column	E
Line #	**FuelHeatConsumpByUnit: (MBTU)**
225	[redacted]
226	
227	
228	
229	
230	
231	
232	
233	
234	
235	
236	
237	
238	
239	
240	
241	
242	
243	
244	
245	
246	
247	
248	
249	
250	
251	
252	

Column	E
Line #	**FuelHeatConsumpByUnit: (MBTU)**
253	[redacted]
254	
255	
256	
257	
258	
259	
260	
261	
262	
263	
264	
265	
266	
267	
268	
269	
270	
271	
272	
273	
274	
275	
276	
277	
278	
279	
280	

Column	E
Line #	**FuelHeatConsumpByUnit: (MBTU)**
281	[redacted]
282	
283	
284	
285	
286	
287	
288	
289	
290	
291	
292	
293	
294	
295	
296	
297	
298	
299	
300	
301	
302	
303	
304	
305	
306	
307	
308	

Column	E
Line #	**FuelHeatConsumpByUnit: (MBTU)**
309	[redacted]
310	
311	
312	
313	
314	
315	
316	
317	
318	
319	
320	
321	
322	
323	
324	
325	
326	
327	
328	
329	
330	
331	
332	
333	
334	
335	
336	

Column	E
Line #	**FuelHeatConsumpByUnit: (MBTU)**
337	[redacted]
338	
339	
340	
341	
342	
343	
344	
345	
346	
347	
348	
349	
350	
351	
352	
353	
354	
355	
356	
357	
358	
359	
360	
361	
362	
363	
364	

Column	E
Line #	**FuelHeatConsumpByUnit: (MBTU)**
365	[redacted]
366	
367	
368	
369	
370	
371	
372	
373	
374	
375	
376	
377	
378	
379	
380	
381	
382	
383	
384	
385	
386	
387	
388	
389	
390	
391	
392	

Column	E
Line #	**FuelHeatConsumpByUnit: (MBTU)**
393	[redacted]
394	
395	
396	
397	
398	
399	
400	
401	
402	
403	
404	
405	
406	
407	
408	
409	
410	
411	
412	
413	
414	
415	
416	
417	
418	
419	
420	

Column	E
Line #	FuelHeatConsumpByUnit: (MBTU)
421	[redacted]
422	
423	
424	
425	
426	
427	
428	
429	
430	
431	
432	
433	
434	
435	
436	
437	
438	
439	
440	
441	
442	
443	
444	
445	
446	
447	
448	

Column	E
Line #	**FuelHeatConsumpByUnit: (MBTU)**
449	[redacted]
450	
451	
452	
453	
454	
455	
456	
457	
458	
459	
460	
461	
462	
463	
464	
465	
466	
467	
468	
469	
470	
471	
472	
473	
474	
475	
476	

Column	E
Line #	**FuelHeatConsumpByUnit: (MBTU)**
477	[redacted]
478	
479	
480	
481	
482	
483	
484	
485	
486	
487	
488	
489	
490	
491	
492	
493	
494	
495	
496	
497	
498	
499	
500	
501	
502	
503	
504	

Column	E
Line #	**FuelHeatConsumpByUnit: (MBTU)**
505	[redacted]
506	
507	
508	
509	
510	
511	
512	
513	
514	
515	
516	
517	
518	
519	
520	
521	
522	
523	
524	
525	
526	
527	
528	
529	
530	
531	
532	

Column	E
Line #	**FuelHeatConsumpByUnit: (MBTU)**
533	[redacted]
534	
535	
536	
537	
538	
539	
540	
541	
542	
543	
544	
545	
546	
547	
548	
549	
550	
551	
552	
553	
554	
555	
556	
557	
558	
559	
560	

Column	E
Line #	**FuelHeatConsumpByUnit: (MBTU)**
561	[redacted]
562	
563	
564	
565	
566	
567	
568	
569	
570	
571	
572	
573	
574	
575	
576	
577	
578	
579	
580	
581	
582	
583	
584	
585	
586	
587	
588	

Column	E
Line #	**FuelHeatConsumpByUnit: (MBTU)**
589	[redacted]
590	
591	
592	
593	
594	
595	
596	
597	
598	
599	
600	
601	
602	
603	
604	
605	
606	
607	
608	
609	
610	
611	
612	
613	
614	
615	
616	

Column	E
Line #	**FuelHeatConsumpByUnit: (MBTU)**
617	[redacted]
618	
619	
620	
621	
622	
623	
624	
625	
626	
627	
628	
629	
630	
631	
632	
633	
634	
635	
636	
637	
638	
639	
640	
641	
642	
643	
644	

Column	E
Line #	**FuelHeatConsumpByUnit: (MBTU)**
645	[redacted]
646	
647	
648	
649	
650	
651	
652	
653	
654	
655	
656	
657	
658	
659	
660	
661	
662	
663	
664	
665	
666	
667	
668	
669	
670	
671	
672	

Column	E
Line #	**FuelHeatConsumpByUnit: (MBTU)**
673	[redacted]
674	
675	
676	
677	
678	
679	
680	
681	
682	
683	
684	
685	
686	
687	
688	
689	
690	
691	
692	
693	
694	
695	
696	
697	
698	
699	
700	

Column	E
Line #	**FuelHeatConsumpByUnit: (MBTU)**
701	[redacted]
702	
703	
704	
705	
706	
707	
708	
709	
710	
711	
712	
713	
714	
715	
716	
717	
718	
719	
720	
721	
722	
723	
724	
725	
726	
727	
728	

Column	E
Line #	**FuelHeatConsumpByUnit: (MBTU)**
729	[redacted]
730	
731	
732	
733	
734	
735	
736	
737	
738	
739	
740	
741	
742	
743	
744	
745	
746	
747	
748	
749	
750	
751	
752	
753	
754	
755	
756	

Column	E
Line #	**FuelHeatConsumpByUnit: (MBTU)**
757	[redacted]
758	
759	
760	
761	
762	
763	
764	
765	
766	
767	
768	
769	
770	
771	
772	
773	
774	
775	
776	
777	
778	
779	
780	
781	
782	
783	
784	

Column	E
Line #	**FuelHeatConsumpByUnit: (MBTU)**
785	[redacted]
786	
787	
788	
789	
790	
791	
792	
793	
794	
795	
796	
797	
798	
799	
800	
801	
802	
803	
804	
805	
806	
807	
808	
809	
810	
811	
812	

Column	E
Line #	**FuelHeatConsumpByUnit: (MBTU)**
813	[redacted]
814	
815	
816	
817	
818	
819	
820	
821	
822	
823	
824	
825	
826	
827	
828	
829	
830	
831	
832	
833	
834	
835	
836	
837	
838	
839	
840	

Column	E
Line #	**FuelHeatConsumpByUnit: (MBTU)**
841	[redacted]
842	
843	
844	
845	
846	
847	
848	
849	
850	
851	
852	
853	
854	
855	
856	
857	
858	
859	
860	
861	
862	
863	
864	
865	
866	
867	
868	

Column	E
Line #	**FuelHeatConsumpByUnit: (MBTU)**
869	[redacted]
870	
871	
872	
873	
874	
875	
876	
877	
878	
879	
880	
881	
882	
883	
884	
885	
886	
887	
888	
889	
890	
891	
892	
893	
894	
895	
896	

Column	E
Line #	**FuelHeatConsumpByUnit: (MBTU)**
897	[redacted]
898	
899	
900	
901	
902	
903	
904	
905	
906	
907	
908	
909	
910	
911	
912	
913	
914	
915	
916	
917	
918	
919	
920	
921	
922	
923	
924	

Column	E
Line #	FuelHeatConsumpByUnit: (MBTU)
925	[redacted]
926	
927	
928	
929	
930	
931	
932	
933	
934	
935	
936	
937	
938	
939	
940	
941	
942	
943	
944	
945	
946	
947	
948	
949	
950	
951	
952	

Column	E
Line #	**FuelHeatConsumpByUnit: (MBTU)**
953	[redacted]
954	
955	
956	
957	
958	
959	
960	
961	
962	
963	
964	
965	
966	
967	
968	
969	
970	
971	
972	
973	
974	
975	
976	
977	
978	
979	
980	

Column	E
Line #	**FuelHeatConsumpByUnit: (MBTU)**
981	[redacted]
982	
983	
984	
985	
986	
987	
988	
989	
990	
991	
992	
993	
994	
995	
996	
997	
998	
999	
1000	
1001	
1002	
1003	
1004	
1005	
1006	
1007	
1008	

Column	E
Line #	**FuelHeatConsumpByUnit: (MBTU)**
1009	[redacted]
1010	
1011	
1012	
1013	
1014	
1015	
1016	
1017	
1018	
1019	
1020	
1021	
1022	
1023	
1024	
1025	
1026	
1027	
1028	
1029	
1030	
1031	
1032	
1033	
1034	
1035	
1036	

Column	E
Line #	**FuelHeatConsumpByUnit: (MBTU)**
1037	[redacted]
1038	
1039	
1040	
1041	
1042	
1043	
1044	
1045	
1046	
1047	
1048	
1049	
1050	
1051	
1052	
1053	
1054	
1055	
1056	
1057	
1058	
1059	
1060	
1061	
1062	
1063	
1064	

Column	E
Line #	**FuelHeatConsumpByUnit: (MBTU)**
1065	[redacted]
1066	
1067	
1068	
1069	
1070	
1071	
1072	
1073	
1074	
1075	
1076	
1077	
1078	
1079	
1080	
1081	
1082	
1083	
1084	
1085	
1086	
1087	
1088	
1089	
1090	
1091	
1092	

Column	E
Line #	**FuelHeatConsumpByUnit: (MBTU)**
1093	[redacted]
1094	
1095	
1096	
1097	
1098	
1099	
1100	
1101	
1102	
1103	
1104	
1105	
1106	
1107	
1108	
1109	
1110	
1111	
1112	
1113	
1114	
1115	
1116	
1117	
1118	
1119	
1120	

Column	E
Line #	**FuelHeatConsumpByUnit: (MBTU)**
1121	[redacted]
1122	
1123	
1124	
1125	
1126	
1127	
1128	
1129	
1130	
1131	
1132	
1133	
1134	
1135	
1136	
1137	
1138	
1139	
1140	
1141	
1142	
1143	
1144	
1145	
1146	
1147	
1148	

Column	E
Line #	**FuelHeatConsumpByUnit: (MBTU)**
1149	[redacted]
1150	
1151	
1152	
1153	
1154	
1155	
1156	
1157	
1158	
1159	
1160	
1161	
1162	
1163	
1164	
1165	
1166	
1167	
1168	
1169	
1170	
1171	
1172	
1173	
1174	
1175	
1176	

Column	E
Line #	**FuelHeatConsumpByUnit: (MBTU)**
1177	[redacted]

Column	A	B	C	D
Line #	**RunId**	**UnitDescription**	**FuelDescription**	**Year**
1	[redacted]			
2				
3				
4				
5				
6				
7				
8				
9				
10				
11				
12				
13				
14				
15				
16				
17				
18				
19				
20				
21				
22				
23				
24				
25				
26				
27				
28				

Column	A	B	C	D
Line #	**RunId**	**UnitDescription**	**FuelDescription**	**Year**
29	[redacted]			
30				
31				
32				
33				
34				
35				
36				
37				
38				
39				
40				
41				
42				
43				
44				
45				
46				
47				
48				
49				
50				
51				
52				
53				
54				
55				
56				

Column	A	B	C	D
Line #	**RunId**	**UnitDescription**	**FuelDescription**	**Year**
57	[redacted]			
58				
59				
60				
61				
62				
63				
64				
65				
66				
67				
68				
69				
70				
71				
72				
73				
74				
75				
76				
77				
78				
79				
80				
81				
82				
83				
84				

Column	A	B	C	D
Line #	**RunId**	**UnitDescription**	**FuelDescription**	**Year**
85	[redacted]			
86				
87				
88				
89				
90				
91				
92				
93				
94				
95				
96				
97				
98				
99				
100				
101				
102				
103				
104				
105				
106				
107				
108				
109				
110				
111				
112				

Column	A	B	C	D
Line #	**RunId**	**UnitDescription**	**FuelDescription**	**Year**
113	[redacted]			
114				
115				
116				
117				
118				
119				
120				
121				
122				
123				
124				
125				
126				
127				
128				
129				
130				
131				
132				
133				
134				
135				
136				
137				
138				
139				
140				

Column	A	B	C	D
Line #	**RunId**	**UnitDescription**	**FuelDescription**	**Year**
141	[redacted]			
142				
143				
144				
145				
146				
147				
148				
149				
150				
151				
152				
153				
154				
155				
156				
157				
158				
159				
160				
161				
162				
163				
164				
165				
166				
167				
168				

Column	A	B	C	D
Line #	**RunId**	**UnitDescription**	**FuelDescription**	**Year**
169	[redacted]			
170				
171				
172				
173				
174				
175				
176				
177				
178				
179				
180				
181				
182				
183				
184				
185				
186				
187				
188				
189				
190				
191				
192				
193				
194				
195				
196				

Column	A	B	C	D
Line #	**RunId**	**UnitDescription**	**FuelDescription**	**Year**
197	[redacted]			
198				
199				
200				
201				
202				
203				
204				
205				
206				
207				
208				
209				
210				
211				
212				
213				
214				
215				
216				
217				
218				
219				
220				
221				
222				
223				
224				

Column	A	B	C	D
Line #	**RunId**	**UnitDescription**	**FuelDescription**	**Year**
225	[redacted]			
226				
227				
228				
229				
230				
231				
232				
233				
234				
235				
236				
237				
238				
239				
240				
241				
242				
243				
244				
245				
246				
247				
248				
249				
250				
251				
252				

Column	A	B	C	D
Line #	**RunId**	**UnitDescription**	**FuelDescription**	**Year**
253	[redacted]			
254				
255				
256				
257				
258				
259				
260				
261				
262				
263				
264				
265				
266				
267				
268				
269				
270				
271				
272				
273				
274				
275				
276				
277				
278				
279				
280				

Column	A	B	C	D
Line #	**RunId**	**UnitDescription**	**FuelDescription**	**Year**
281	[redacted]			
282				
283				
284				
285				
286				
287				
288				
289				
290				
291				
292				
293				
294				
295				
296				
297				
298				
299				
300				
301				
302				
303				
304				
305				
306				
307				
308				

Column	A	B	C	D
Line #	**RunId**	**UnitDescription**	**FuelDescription**	**Year**
309	[redacted]			
310				
311				
312				
313				
314				
315				
316				
317				
318				
319				
320				
321				
322				
323				
324				
325				
326				
327				
328				
329				
330				
331				
332				
333				
334				
335				
336				

REDACTED

Column	A	B	C	D
Line #	RunId	UnitDescription	FuelDescription	Year
337	[redacted]			
338				
339				
340				
341				
342				
343				
344				
345				
346				
347				
348				
349				
350				
351				
352				
353				
354				
355				
356				
357				
358				
359				
360				
361				
362				
363				
364				

Column	A	B	C	D
Line #	**RunId**	**UnitDescription**	**FuelDescription**	**Year**
365	[redacted]			
366				
367				
368				
369				
370				
371				
372				
373				
374				
375				
376				
377				
378				
379				
380				
381				
382				
383				
384				
385				
386				
387				
388				
389				
390				
391				
392				

Column	A	B	C	D
Line #	**RunId**	**UnitDescription**	**FuelDescription**	**Year**
393	[redacted]			
394				
395				
396				
397				
398				
399				
400				
401				
402				
403				
404				
405				
406				
407				
408				
409				
410				
411				
412				
413				
414				
415				
416				
417				
418				
419				
420				

Column	A	B	C	D
Line #	**RunId**	**UnitDescription**	**FuelDescription**	**Year**
421	[redacted]			
422				
423				
424				
425				
426				
427				
428				
429				
430				
431				
432				
433				
434				
435				
436				
437				
438				
439				
440				
441				
442				
443				
444				
445				
446				
447				
448				

Column	A	B	C	D
Line #	**RunId**	**UnitDescription**	**FuelDescription**	**Year**
449	[redacted]			
450				
451				
452				
453				
454				
455				
456				
457				
458				
459				
460				
461				
462				
463				
464				
465				
466				
467				
468				
469				
470				
471				
472				
473				
474				
475				
476				

Column	A	B	C	D
Line #	**RunId**	**UnitDescription**	**FuelDescription**	**Year**
477	[redacted]			
478				
479				
480				
481				
482				
483				
484				
485				
486				
487				
488				
489				
490				
491				
492				
493				
494				
495				
496				
497				
498				
499				
500				
501				
502				
503				
504				

Column	A	B	C	D
Line #	**RunId**	**UnitDescription**	**FuelDescription**	**Year**
505	[redacted]			
506				
507				
508				
509				
510				
511				
512				
513				
514				
515				
516				
517				
518				
519				
520				
521				
522				
523				
524				
525				
526				
527				
528				
529				
530				
531				
532				

Column	A	B	C	D
Line #	**RunId**	**UnitDescription**	**FuelDescription**	**Year**
533	[redacted]			
534				
535				
536				
537				
538				
539				
540				
541				
542				
543				
544				
545				
546				
547				
548				
549				
550				
551				
552				
553				
554				
555				
556				
557				
558				
559				
560				

Column	A	B	C	D
Line #	**RunId**	**UnitDescription**	**FuelDescription**	**Year**
561	[redacted]			
562				
563				
564				
565				
566				
567				
568				
569				
570				
571				
572				
573				
574				
575				
576				
577				
578				
579				
580				
581				
582				
583				
584				
585				
586				
587				
588				

Column	A	B	C	D
Line #	**RunId**	**UnitDescription**	**FuelDescription**	**Year**
589	[redacted]			
590				
591				
592				
593				
594				
595				
596				
597				
598				
599				
600				
601				
602				
603				
604				
605				
606				
607				
608				
609				
610				
611				
612				
613				
614				
615				
616				

Column	A	B	C	D
Line #	**RunId**	**UnitDescription**	**FuelDescription**	**Year**
617	[redacted]			
618				
619				
620				
621				
622				
623				
624				
625				
626				
627				
628				
629				
630				
631				
632				
633				
634				
635				
636				
637				
638				
639				
640				
641				
642				
643				
644				

Column	A	B	C	D
Line #	**RunId**	**UnitDescription**	**FuelDescription**	**Year**
645	[redacted]			
646				
647				
648				
649				
650				
651				
652				
653				
654				
655				
656				
657				
658				
659				
660				
661				
662				
663				
664				
665				
666				
667				
668				
669				
670				
671				
672				

Column	A	B	C	D
Line #	**RunId**	**UnitDescription**	**FuelDescription**	**Year**
673	[redacted]			
674				
675				
676				
677				
678				
679				
680				
681				
682				
683				
684				
685				
686				
687				
688				
689				
690				
691				
692				
693				
694				
695				
696				
697				
698				
699				
700				

Column	A	B	C	D
Line #	**RunId**	**UnitDescription**	**FuelDescription**	**Year**
701	[redacted]			
702				
703				
704				
705				
706				
707				
708				
709				
710				
711				
712				
713				
714				
715				
716				
717				
718				
719				
720				
721				
722				
723				
724				
725				
726				
727				
728				

Column	A	B	C	D
Line #	**RunId**	**UnitDescription**	**FuelDescription**	**Year**
729	[redacted]			
730				
731				
732				
733				
734				
735				
736				
737				
738				
739				
740				
741				
742				
743				
744				
745				
746				
747				
748				
749				
750				
751				
752				
753				
754				
755				
756				

Column	A	B	C	D
Line #	**RunId**	**UnitDescription**	**FuelDescription**	**Year**
757	[redacted]			
758				
759				
760				
761				
762				
763				
764				
765				
766				
767				
768				
769				
770				
771				
772				
773				
774				
775				
776				
777				
778				
779				
780				
781				
782				
783				
784				

Column	A	B	C	D
Line #	**RunId**	**UnitDescription**	**FuelDescription**	**Year**
785	[redacted]			
786				
787				
788				
789				
790				
791				
792				
793				
794				
795				
796				
797				
798				
799				
800				
801				
802				
803				
804				
805				
806				
807				
808				
809				
810				
811				
812				

Column	A	B	C	D
Line #	**RunId**	**UnitDescription**	**FuelDescription**	**Year**
813	[redacted]			
814				
815				
816				
817				
818				
819				
820				
821				
822				
823				
824				
825				
826				
827				
828				
829				
830				
831				
832				
833				
834				
835				
836				
837				
838				
839				
840				

REDACTED

Column	A	B	C	D
Line #	RunId	UnitDescription	FuelDescription	Year
841	[redacted]			
842				
843				
844				
845				
846				
847				
848				
849				
850				
851				
852				
853				
854				
855				
856				
857				
858				
859				
860				
861				
862				
863				
864				
865				
866				
867				
868				

Column	A	B	C	D
Line #	**RunId**	**UnitDescription**	**FuelDescription**	**Year**
869	[redacted]			
870				
871				
872				
873				
874				
875				
876				
877				
878				
879				
880				
881				
882				
883				
884				
885				
886				
887				
888				
889				
890				
891				
892				
893				
894				
895				
896				

Column	A	B	C	D
Line #	**RunId**	**UnitDescription**	**FuelDescription**	**Year**
897	[redacted]			
898				
899				
900				
901				
902				
903				
904				
905				
906				
907				
908				
909				
910				
911				
912				
913				
914				
915				
916				
917				
918				
919				
920				
921				
922				
923				
924				

Column	A	B	C	D
Line #	**RunId**	**UnitDescription**	**FuelDescription**	**Year**
925	[redacted]			
926				
927				
928				
929				
930				
931				
932				
933				
934				
935				
936				
937				
938				
939				
940				
941				
942				
943				
944				
945				
946				
947				
948				
949				
950				
951				
952				

Column	A	B	C	D
Line #	**RunId**	**UnitDescription**	**FuelDescription**	**Year**
953	[redacted]			
954				
955				
956				
957				
958				
959				
960				
961				
962				
963				
964				
965				
966				
967				
968				
969				
970				
971				
972				
973				
974				
975				
976				
977				
978				
979				
980				

Column	A	B	C	D
Line #	**RunId**	**UnitDescription**	**FuelDescription**	**Year**
981	[redacted]			
982				
983				
984				
985				
986				
987				
988				
989				
990				
991				
992				
993				
994				
995				
996				
997				
998				
999				
1000				
1001				
1002				
1003				
1004				
1005				
1006				
1007				
1008				

Column	A	B	C	D
Line #	**RunId**	**UnitDescription**	**FuelDescription**	**Year**
1009	[redacted]			
1010				
1011				
1012				
1013				
1014				
1015				
1016				
1017				
1018				
1019				
1020				
1021				
1022				
1023				
1024				
1025				
1026				
1027				
1028				
1029				
1030				
1031				
1032				
1033				
1034				
1035				
1036				

Column	A	B	C	D
Line #	**RunId**	**UnitDescription**	**FuelDescription**	**Year**
1037	[redacted]			
1038				
1039				
1040				
1041				
1042				
1043				
1044				
1045				
1046				
1047				
1048				
1049				
1050				
1051				
1052				
1053				
1054				
1055				
1056				
1057				
1058				
1059				
1060				
1061				
1062				
1063				
1064				

Column	A	B	C	D
Line #	**RunId**	**UnitDescription**	**FuelDescription**	**Year**
1065	[redacted]			
1066				
1067				
1068				
1069				
1070				
1071				
1072				
1073				
1074				
1075				
1076				
1077				
1078				
1079				
1080				
1081				
1082				
1083				
1084				
1085				
1086				
1087				
1088				
1089				
1090				
1091				
1092				

Column	A	B	C	D
Line #	**RunId**	**UnitDescription**	**FuelDescription**	**Year**
1093	[redacted]			
1094				
1095				
1096				
1097				
1098				
1099				
1100				
1101				
1102				
1103				
1104				
1105				
1106				
1107				
1108				
1109				
1110				
1111				
1112				
1113				
1114				
1115				
1116				
1117				
1118				
1119				
1120				

Column	A	B	C	D
Line #	**RunId**	**UnitDescription**	**FuelDescription**	**Year**
1121	[redacted]			
1122				
1123				
1124				
1125				
1126				
1127				
1128				
1129				
1130				
1131				
1132				
1133				
1134				
1135				
1136				
1137				
1138				
1139				
1140				
1141				
1142				
1143				
1144				
1145				
1146				
1147				
1148				

Column	A	B	C	D
Line #	**RunId**	**UnitDescription**	**FuelDescription**	**Year**
1149	[redacted]			
1150				
1151				
1152				
1153				
1154				
1155				
1156				
1157				
1158				
1159				
1160				
1161				
1162				
1163				
1164				
1165				
1166				
1167				
1168				
1169				
1170				
1171				
1172				

Column	E
Line #	**FuelHeatConsumpByUnit: (MBTU)**
1	[redacted]
2	
3	
4	
5	
6	
7	
8	
9	
10	
11	
12	
13	
14	
15	
16	
17	
18	
19	
20	
21	
22	
23	
24	
25	
26	
27	
28	

Column	E
Line #	**FuelHeatConsumpByUnit: (MBTU)**
29	[redacted]
30	
31	
32	
33	
34	
35	
36	
37	
38	
39	
40	
41	
42	
43	
44	
45	
46	
47	
48	
49	
50	
51	
52	
53	
54	
55	
56	

Column	E
Line #	**FuelHeatConsumpByUnit: (MBTU)**
57	[redacted]
58	
59	
60	
61	
62	
63	
64	
65	
66	
67	
68	
69	
70	
71	
72	
73	
74	
75	
76	
77	
78	
79	
80	
81	
82	
83	
84	

Column	E
Line #	**FuelHeatConsumpByUnit: (MBTU)**
85	[redacted]
86	
87	
88	
89	
90	
91	
92	
93	
94	
95	
96	
97	
98	
99	
100	
101	
102	
103	
104	
105	
106	
107	
108	
109	
110	
111	
112	

Column	E
Line #	**FuelHeatConsumpByUnit: (MBTU)**
113	[redacted]
114	
115	
116	
117	
118	
119	
120	
121	
122	
123	
124	
125	
126	
127	
128	
129	
130	
131	
132	
133	
134	
135	
136	
137	
138	
139	
140	

Column	E
Line #	**FuelHeatConsumpByUnit: (MBTU)**
141	[redacted]
142	
143	
144	
145	
146	
147	
148	
149	
150	
151	
152	
153	
154	
155	
156	
157	
158	
159	
160	
161	
162	
163	
164	
165	
166	
167	
168	

Column	E
Line #	**FuelHeatConsumpByUnit: (MBTU)**
169	[redacted]
170	
171	
172	
173	
174	
175	
176	
177	
178	
179	
180	
181	
182	
183	
184	
185	
186	
187	
188	
189	
190	
191	
192	
193	
194	
195	
196	

Column	E
Line #	**FuelHeatConsumpByUnit: (MBTU)**
197	[redacted]
198	
199	
200	
201	
202	
203	
204	
205	
206	
207	
208	
209	
210	
211	
212	
213	
214	
215	
216	
217	
218	
219	
220	
221	
222	
223	
224	

Column	E
Line #	**FuelHeatConsumpByUnit: (MBTU)**
225	[redacted]
226	
227	
228	
229	
230	
231	
232	
233	
234	
235	
236	
237	
238	
239	
240	
241	
242	
243	
244	
245	
246	
247	
248	
249	
250	
251	
252	

Column	E
Line #	**FuelHeatConsumpByUnit: (MBTU)**
253	[redacted]
254	
255	
256	
257	
258	
259	
260	
261	
262	
263	
264	
265	
266	
267	
268	
269	
270	
271	
272	
273	
274	
275	
276	
277	
278	
279	
280	

Column	E
Line #	**FuelHeatConsumpByUnit: (MBTU)**
281	[redacted]
282	
283	
284	
285	
286	
287	
288	
289	
290	
291	
292	
293	
294	
295	
296	
297	
298	
299	
300	
301	
302	
303	
304	
305	
306	
307	
308	

Column	E
Line #	**FuelHeatConsumpByUnit: (MBTU)**
309	[redacted]
310	
311	
312	
313	
314	
315	
316	
317	
318	
319	
320	
321	
322	
323	
324	
325	
326	
327	
328	
329	
330	
331	
332	
333	
334	
335	
336	

Column	E
Line #	**FuelHeatConsumpByUnit: (MBTU)**
337	[redacted]
338	
339	
340	
341	
342	
343	
344	
345	
346	
347	
348	
349	
350	
351	
352	
353	
354	
355	
356	
357	
358	
359	
360	
361	
362	
363	
364	

Column	E
Line #	**FuelHeatConsumpByUnit: (MBTU)**
365	[redacted]
366	
367	
368	
369	
370	
371	
372	
373	
374	
375	
376	
377	
378	
379	
380	
381	
382	
383	
384	
385	
386	
387	
388	
389	
390	
391	
392	

Column	E
Line #	**FuelHeatConsumpByUnit: (MBTU)**
393	[redacted]
394	
395	
396	
397	
398	
399	
400	
401	
402	
403	
404	
405	
406	
407	
408	
409	
410	
411	
412	
413	
414	
415	
416	
417	
418	
419	
420	

Column	E
Line #	**FuelHeatConsumpByUnit: (MBTU)**
421	[redacted]
422	
423	
424	
425	
426	
427	
428	
429	
430	
431	
432	
433	
434	
435	
436	
437	
438	
439	
440	
441	
442	
443	
444	
445	
446	
447	
448	

Column	E
Line #	**FuelHeatConsumpByUnit: (MBTU)**
449	[redacted]
450	
451	
452	
453	
454	
455	
456	
457	
458	
459	
460	
461	
462	
463	
464	
465	
466	
467	
468	
469	
470	
471	
472	
473	
474	
475	
476	

Column	E
Line #	**FuelHeatConsumpByUnit: (MBTU)**
477	[redacted]
478	
479	
480	
481	
482	
483	
484	
485	
486	
487	
488	
489	
490	
491	
492	
493	
494	
495	
496	
497	
498	
499	
500	
501	
502	
503	
504	

Column	E
Line #	**FuelHeatConsumpByUnit: (MBTU)**
505	[redacted]
506	
507	
508	
509	
510	
511	
512	
513	
514	
515	
516	
517	
518	
519	
520	
521	
522	
523	
524	
525	
526	
527	
528	
529	
530	
531	
532	

Column	E
Line #	**FuelHeatConsumpByUnit: (MBTU)**
533	[redacted]
534	
535	
536	
537	
538	
539	
540	
541	
542	
543	
544	
545	
546	
547	
548	
549	
550	
551	
552	
553	
554	
555	
556	
557	
558	
559	
560	

Column	E
Line #	**FuelHeatConsumpByUnit: (MBTU)**
561	[redacted]
562	
563	
564	
565	
566	
567	
568	
569	
570	
571	
572	
573	
574	
575	
576	
577	
578	
579	
580	
581	
582	
583	
584	
585	
586	
587	
588	

Column	E
Line #	**FuelHeatConsumpByUnit: (MBTU)**
589	[redacted]
590	
591	
592	
593	
594	
595	
596	
597	
598	
599	
600	
601	
602	
603	
604	
605	
606	
607	
608	
609	
610	
611	
612	
613	
614	
615	
616	

Column	E
Line #	**FuelHeatConsumpByUnit: (MBTU)**
617	[redacted]
618	
619	
620	
621	
622	
623	
624	
625	
626	
627	
628	
629	
630	
631	
632	
633	
634	
635	
636	
637	
638	
639	
640	
641	
642	
643	
644	

Column	E
Line #	**FuelHeatConsumpByUnit: (MBTU)**
645	[redacted]
646	
647	
648	
649	
650	
651	
652	
653	
654	
655	
656	
657	
658	
659	
660	
661	
662	
663	
664	
665	
666	
667	
668	
669	
670	
671	
672	

Column	E
Line #	**FuelHeatConsumpByUnit: (MBTU)**
673	[redacted]
674	
675	
676	
677	
678	
679	
680	
681	
682	
683	
684	
685	
686	
687	
688	
689	
690	
691	
692	
693	
694	
695	
696	
697	
698	
699	
700	

Column	E
Line #	**FuelHeatConsumpByUnit: (MBTU)**
701	[redacted]
702	
703	
704	
705	
706	
707	
708	
709	
710	
711	
712	
713	
714	
715	
716	
717	
718	
719	
720	
721	
722	
723	
724	
725	
726	
727	
728	

Column	E
Line #	**FuelHeatConsumpByUnit: (MBTU)**
729	[redacted]
730	
731	
732	
733	
734	
735	
736	
737	
738	
739	
740	
741	
742	
743	
744	
745	
746	
747	
748	
749	
750	
751	
752	
753	
754	
755	
756	

Column	E
Line #	**FuelHeatConsumpByUnit: (MBTU)**
757	[redacted]
758	
759	
760	
761	
762	
763	
764	
765	
766	
767	
768	
769	
770	
771	
772	
773	
774	
775	
776	
777	
778	
779	
780	
781	
782	
783	
784	

Column	E
Line #	**FuelHeatConsumpByUnit: (MBTU)**
785	[redacted]
786	
787	
788	
789	
790	
791	
792	
793	
794	
795	
796	
797	
798	
799	
800	
801	
802	
803	
804	
805	
806	
807	
808	
809	
810	
811	
812	

Column	E
Line #	**FuelHeatConsumpByUnit: (MBTU)**
813	[redacted]
814	
815	
816	
817	
818	
819	
820	
821	
822	
823	
824	
825	
826	
827	
828	
829	
830	
831	
832	
833	
834	
835	
836	
837	
838	
839	
840	

Column	E
Line #	**FuelHeatConsumpByUnit: (MBTU)**
841	[redacted]
842	
843	
844	
845	
846	
847	
848	
849	
850	
851	
852	
853	
854	
855	
856	
857	
858	
859	
860	
861	
862	
863	
864	
865	
866	
867	
868	

Column	E
Line #	**FuelHeatConsumpByUnit: (MBTU)**
869	[redacted]
870	
871	
872	
873	
874	
875	
876	
877	
878	
879	
880	
881	
882	
883	
884	
885	
886	
887	
888	
889	
890	
891	
892	
893	
894	
895	
896	

Column	E
Line #	**FuelHeatConsumpByUnit: (MBTU)**
897	[redacted]
898	
899	
900	
901	
902	
903	
904	
905	
906	
907	
908	
909	
910	
911	
912	
913	
914	
915	
916	
917	
918	
919	
920	
921	
922	
923	
924	

Column	E
Line #	**FuelHeatConsumpByUnit: (MBTU)**
925	[redacted]
926	
927	
928	
929	
930	
931	
932	
933	
934	
935	
936	
937	
938	
939	
940	
941	
942	
943	
944	
945	
946	
947	
948	
949	
950	
951	
952	

Column	E
Line #	**FuelHeatConsumpByUnit: (MBTU)**
953	[redacted]
954	
955	
956	
957	
958	
959	
960	
961	
962	
963	
964	
965	
966	
967	
968	
969	
970	
971	
972	
973	
974	
975	
976	
977	
978	
979	
980	

Column	E
Line #	**FuelHeatConsumpByUnit: (MBTU)**
981	[redacted]
982	
983	
984	
985	
986	
987	
988	
989	
990	
991	
992	
993	
994	
995	
996	
997	
998	
999	
1000	
1001	
1002	
1003	
1004	
1005	
1006	
1007	
1008	

Column	E
Line #	**FuelHeatConsumpByUnit: (MBTU)**
1009	[redacted]
1010	
1011	
1012	
1013	
1014	
1015	
1016	
1017	
1018	
1019	
1020	
1021	
1022	
1023	
1024	
1025	
1026	
1027	
1028	
1029	
1030	
1031	
1032	
1033	
1034	
1035	
1036	

Column	E
Line #	**FuelHeatConsumpByUnit: (MBTU)**
1037	[redacted]
1038	
1039	
1040	
1041	
1042	
1043	
1044	
1045	
1046	
1047	
1048	
1049	
1050	
1051	
1052	
1053	
1054	
1055	
1056	
1057	
1058	
1059	
1060	
1061	
1062	
1063	
1064	

Column	E
Line #	**FuelHeatConsumpByUnit: (MBTU)**
1065	[redacted]
1066	
1067	
1068	
1069	
1070	
1071	
1072	
1073	
1074	
1075	
1076	
1077	
1078	
1079	
1080	
1081	
1082	
1083	
1084	
1085	
1086	
1087	
1088	
1089	
1090	
1091	
1092	

Column	E
Line #	**FuelHeatConsumpByUnit: (MBTU)**
1093	[redacted]
1094	
1095	
1096	
1097	
1098	
1099	
1100	
1101	
1102	
1103	
1104	
1105	
1106	
1107	
1108	
1109	
1110	
1111	
1112	
1113	
1114	
1115	
1116	
1117	
1118	
1119	
1120	

Column	E
Line #	**FuelHeatConsumpByUnit: (MBTU)**
1121	[redacted]
1122	
1123	
1124	
1125	
1126	
1127	
1128	
1129	
1130	
1131	
1132	
1133	
1134	
1135	
1136	
1137	
1138	
1139	
1140	
1141	
1142	
1143	
1144	
1145	
1146	
1147	
1148	

Column	E
Line #	**FuelHeatConsumpByUnit: (MBTU)**
1149	[redacted]
1150	
1151	
1152	
1153	
1154	
1155	
1156	
1157	
1158	
1159	
1160	
1161	
1162	
1163	
1164	
1165	
1166	
1167	
1168	
1169	
1170	
1171	
1172	

Column	A	B	C	D	E
Line #	**RunId**	**UnitCategory**	**UnitDescription**	**Year**	**UnitGeneration: : (MWH)**
1	[redacted]				
2					
3					
4					
5					
6					
7					
8					
9					
10					
11					
12					
13					
14					
15					
16					
17					
18					
19					
20					
21					
22					
23					
24					
25					
26					
27					
28					
29					
30					
31					
32					
33					
34					
35					
36					
37					
38					

Column	A	B	C	D	E
Line #	**RunId**	**UnitCategory**	**UnitDescription**	**Year**	**UnitGeneration: : (MWH)**
39	[redacted]				
40					
41					
42					
43					
44					
45					
46					
47					
48					
49					
50					
51					
52					
53					
54					
55					
56					
57					
58					
59					
60					
61					
62					
63					
64					
65					
66					
67					
68					
69					
70					
71					
72					
73					
74					
75					
76					

Column	A	B	C	D	E
Line #	**RunId**	**UnitCategory**	**UnitDescription**	**Year**	**UnitGeneration: : (MWH)**
77	[redacted]				
78					
79					
80					
81					
82					
83					
84					
85					
86					
87					
88					
89					
90					
91					
92					
93					
94					
95					
96					
97					
98					
99					
100					
101					
102					
103					
104					
105					
106					
107					
108					
109					
110					
111					
112					
113					
114					

Column	A	B	C	D	E
Line #	**RunId**	**UnitCategory**	**UnitDescription**	**Year**	**UnitGeneration: : (MWH)**
115	[redacted]				
116					
117					
118					
119					
120					
121					
122					
123					
124					
125					
126					
127					
128					
129					
130					
131					
132					
133					
134					
135					
136					
137					
138					
139					
140					
141					
142					
143					
144					
145					
146					
147					
148					
149					
150					
151					
152					

Column	A	B	C	D	E
Line #	**RunId**	**UnitCategory**	**UnitDescription**	**Year**	**UnitGeneration: : (MWH)**
153	[redacted]				
154					
155					
156					
157					
158					
159					
160					
161					
162					
163					
164					
165					
166					
167					
168					
169					
170					
171					
172					
173					
174					
175					
176					
177					
178					
179					
180					
181					
182					
183					
184					
185					
186					
187					
188					
189					
190					

Column	A	B	C	D	E
Line #	**RunId**	**UnitCategory**	**UnitDescription**	**Year**	**UnitGeneration: : (MWH)**
191	[redacted]				
192					
193					
194					
195					
196					
197					
198					
199					
200					
201					
202					
203					
204					
205					
206					
207					
208					
209					
210					
211					
212					
213					
214					
215					
216					
217					
218					
219					
220					
221					
222					
223					
224					
225					
226					
227					
228					

Column	A	B	C	D	E
Line #	**RunId**	**UnitCategory**	**UnitDescription**	**Year**	**UnitGeneration: : (MWH)**
229	[redacted]				
230					
231					
232					
233					
234					
235					
236					
237					
238					
239					
240					
241					
242					
243					
244					
245					
246					
247					
248					
249					
250					
251					
252					
253					
254					
255					
256					
257					
258					
259					
260					
261					
262					
263					
264					
265					
266					

Column	A	B	C	D	E
Line #	**RunId**	**UnitCategory**	**UnitDescription**	**Year**	**UnitGeneration: : (MWH)**
267	[redacted]				
268					
269					
270					
271					
272					
273					
274					
275					
276					
277					
278					
279					
280					
281					
282					
283					
284					
285					
286					
287					
288					
289					
290					
291					
292					
293					
294					
295					
296					
297					
298					
299					
300					
301					
302					
303					
304					

Column	A	B	C	D	E
Line #	**RunId**	**UnitCategory**	**UnitDescription**	**Year**	**UnitGeneration: : (MWH)**
305	[redacted]				
306					
307					
308					
309					
310					
311					
312					
313					
314					
315					
316					
317					
318					
319					
320					
321					
322					
323					
324					
325					
326					
327					
328					
329					
330					
331					
332					
333					
334					
335					
336					
337					
338					
339					
340					
341					
342					

Column	A	B	C	D	E
Line #	**RunId**	**UnitCategory**	**UnitDescription**	**Year**	**UnitGeneration: : (MWH)**
343	[redacted]				
344					
345					
346					
347					
348					
349					
350					
351					
352					
353					
354					
355					
356					
357					
358					
359					
360					
361					
362					
363					
364					
365					
366					
367					
368					
369					
370					
371					
372					
373					
374					
375					
376					
377					
378					
379					
380					

Column	A	B	C	D	E
Line #	**RunId**	**UnitCategory**	**UnitDescription**	**Year**	**UnitGeneration: : (MWH)**
381	[redacted]				
382					
383					
384					
385					
386					
387					
388					
389					
390					
391					
392					
393					
394					
395					
396					
397					
398					
399					
400					
401					
402					
403					
404					
405					
406					
407					
408					
409					
410					
411					
412					
413					
414					
415					
416					
417					
418					

Column	A	B	C	D	E
Line #	**RunId**	**UnitCategory**	**UnitDescription**	**Year**	**UnitGeneration: : (MWH)**
419	[redacted]				
420					
421					
422					
423					
424					
425					
426					
427					
428					
429					
430					
431					
432					
433					
434					
435					
436					
437					
438					
439					
440					
441					
442					
443					
444					
445					
446					
447					
448					
449					
450					
451					
452					
453					
454					
455					
456					

Column	A	B	C	D	E
Line #	**RunId**	**UnitCategory**	**UnitDescription**	**Year**	**UnitGeneration: : (MWH)**
457	[redacted]				
458					
459					
460					
461					
462					
463					
464					
465					
466					
467					
468					
469					
470					
471					
472					
473					
474					
475					
476					
477					
478					
479					
480					
481					
482					
483					
484					
485					
486					
487					
488					
489					
490					
491					
492					
493					
494					

Column	A	B	C	D	E
Line #	**RunId**	**UnitCategory**	**UnitDescription**	**Year**	**UnitGeneration: : (MWH)**
495	[redacted]				
496					
497					
498					
499					
500					
501					
502					
503					
504					
505					
506					
507					
508					
509					
510					
511					
512					
513					
514					
515					
516					
517					
518					
519					
520					
521					
522					
523					
524					
525					
526					
527					
528					
529					
530					
531					
532					

Column	A	B	C	D	E
Line #	**RunId**	**UnitCategory**	**UnitDescription**	**Year**	**UnitGeneration: : (MWH)**
533	[redacted]				
534					
535					
536					
537					
538					
539					
540					
541					
542					
543					
544					
545					
546					
547					
548					
549					
550					
551					
552					
553					
554					
555					
556					
557					
558					
559					
560					
561					
562					
563					
564					
565					
566					
567					
568					
569					
570					

Column	A	B	C	D	E
Line #	**RunId**	**UnitCategory**	**UnitDescription**	**Year**	**UnitGeneration: : (MWH)**
571	[redacted]				
572					
573					
574					
575					
576					
577					
578					
579					
580					
581					
582					
583					
584					
585					
586					
587					
588					
589					
590					
591					
592					
593					
594					
595					
596					
597					
598					
599					
600					
601					
602					
603					
604					
605					
606					
607					
608					

Column	A	B	C	D	E
Line #	**RunId**	**UnitCategory**	**UnitDescription**	**Year**	**UnitGeneration: : (MWH)**
609	[redacted]				
610					
611					
612					
613					
614					
615					
616					
617					
618					
619					
620					
621					
622					
623					
624					
625					
626					
627					
628					
629					
630					
631					
632					
633					
634					
635					
636					
637					
638					
639					
640					
641					
642					
643					
644					
645					
646					

Column	A	B	C	D	E
Line #	**RunId**	**UnitCategory**	**UnitDescription**	**Year**	**UnitGeneration: : (MWH)**
647	[redacted]				
648					
649					
650					
651					
652					
653					
654					
655					
656					
657					
658					
659					
660					
661					
662					
663					
664					
665					
666					
667					
668					
669					
670					
671					
672					
673					
674					
675					
676					
677					
678					
679					
680					
681					
682					
683					
684					

Column	A	B	C	D	E
Line #	**RunId**	**UnitCategory**	**UnitDescription**	**Year**	**UnitGeneration: : (MWH)**
685	[redacted]				
686					
687					
688					
689					
690					
691					
692					
693					
694					
695					
696					
697					
698					
699					
700					
701					
702					
703					
704					
705					
706					
707					
708					
709					
710					
711					
712					
713					
714					
715					
716					
717					
718					
719					
720					
721					
722					

Column	A	B	C	D	E
Line #	**RunId**	**UnitCategory**	**UnitDescription**	**Year**	**UnitGeneration: : (MWH)**
723	[redacted]				
724					
725					
726					
727					
728					
729					
730					
731					
732					
733					
734					
735					
736					
737					
738					
739					
740					
741					
742					
743					
744					
745					
746					
747					
748					
749					
750					
751					
752					
753					
754					
755					
756					
757					
758					
759					
760					

Column	A	B	C	D	E
Line #	**RunId**	**UnitCategory**	**UnitDescription**	**Year**	**UnitGeneration: : (MWH)**
761	[redacted]				
762					
763					
764					
765					
766					
767					
768					
769					
770					
771					
772					
773					
774					
775					
776					
777					
778					
779					
780					
781					
782					
783					
784					
785					
786					
787					
788					
789					
790					
791					
792					
793					
794					
795					
796					
797					
798					

Column	A	B	C	D	E
Line #	**RunId**	**UnitCategory**	**UnitDescription**	**Year**	**UnitGeneration: : (MWH)**
799	[redacted]				
800					
801					
802					
803					
804					
805					
806					
807					
808					
809					
810					
811					
812					
813					
814					
815					
816					
817					
818					
819					
820					
821					
822					
823					
824					
825					
826					
827					
828					
829					
830					
831					
832					
833					
834					
835					
836					

Column	A	B	C	D	E
Line #	**RunId**	**UnitCategory**	**UnitDescription**	**Year**	**UnitGeneration: : (MWH)**
837	[redacted]				
838					
839					
840					
841					
842					
843					
844					
845					
846					
847					
848					
849					
850					
851					
852					
853					
854					
855					
856					
857					
858					
859					
860					
861					
862					
863					
864					
865					
866					
867					
868					
869					
870					
871					
872					
873					
874					

Column	A	B	C	D	E
Line #	**RunId**	**UnitCategory**	**UnitDescription**	**Year**	**UnitGeneration: : (MWH)**
875	[redacted]				
876					
877					
878					
879					
880					
881					
882					
883					
884					
885					
886					
887					
888					
889					
890					
891					
892					
893					
894					
895					
896					
897					
898					
899					
900					
901					
902					
903					
904					
905					
906					
907					
908					
909					
910					
911					
912					

Column	A	B	C	D	E
Line #	**RunId**	**UnitCategory**	**UnitDescription**	**Year**	**UnitGeneration: : (MWH)**
913	[redacted]				
914					
915					
916					
917					
918					
919					
920					
921					
922					
923					
924					
925					
926					
927					
928					
929					
930					
931					
932					
933					
934					
935					
936					
937					
938					
939					
940					
941					
942					
943					
944					
945					
946					
947					
948					
949					
950					

Column	A	B	C	D	E
Line #	**RunId**	**UnitCategory**	**UnitDescription**	**Year**	**UnitGeneration: : (MWH)**
951	[redacted]				
952					
953					
954					
955					
956					
957					
958					
959					
960					
961					
962					
963					
964					
965					
966					
967					
968					
969					
970					
971					
972					
973					
974					
975					
976					
977					
978					
979					
980					
981					
982					
983					
984					
985					
986					
987					
988					

Column	A	B	C	D	E
Line #	**RunId**	**UnitCategory**	**UnitDescription**	**Year**	**UnitGeneration: : (MWH)**
989	[redacted]				
990					
991					
992					
993					
994					
995					
996					
997					
998					
999					
1000					
1001					
1002					
1003					
1004					
1005					
1006					
1007					
1008					
1009					
1010					
1011					
1012					
1013					
1014					
1015					
1016					
1017					
1018					
1019					
1020					
1021					
1022					
1023					
1024					
1025					
1026					

Column	A	B	C	D	E
Line #	**RunId**	**UnitCategory**	**UnitDescription**	**Year**	**UnitGeneration: : (MWH)**
1027	[redacted]				
1028					
1029					
1030					
1031					
1032					
1033					
1034					
1035					
1036					
1037					
1038					
1039					
1040					
1041					
1042					
1043					
1044					
1045					
1046					
1047					
1048					
1049					
1050					
1051					
1052					
1053					
1054					
1055					
1056					
1057					
1058					
1059					
1060					
1061					
1062					
1063					
1064					

Column	A	B	C	D	E
Line #	**RunId**	**UnitCategory**	**UnitDescription**	**Year**	**UnitGeneration: : (MWH)**
1065	[redacted]				
1066					
1067					
1068					
1069					
1070					
1071					
1072					
1073					
1074					
1075					
1076					
1077					
1078					
1079					
1080					
1081					
1082					
1083					
1084					
1085					
1086					
1087					
1088					
1089					
1090					
1091					
1092					
1093					
1094					
1095					
1096					
1097					
1098					
1099					
1100					
1101					
1102					

Column	A	B	C	D	E
Line #	**RunId**	**UnitCategory**	**UnitDescription**	**Year**	**UnitGeneration: : (MWH)**
1103	[redacted]				
1104					
1105					
1106					
1107					
1108					
1109					
1110					
1111					
1112					
1113					
1114					
1115					
1116					
1117					
1118					
1119					
1120					
1121					
1122					
1123					
1124					
1125					
1126					
1127					
1128					
1129					
1130					
1131					
1132					
1133					
1134					
1135					
1136					
1137					
1138					
1139					
1140					

Column	A	B	C	D	E
Line #	**RunId**	**UnitCategory**	**UnitDescription**	**Year**	**UnitGeneration: : (MWH)**
1141	[redacted]				
1142					
1143					
1144					
1145					
1146					
1147					
1148					
1149					
1150					
1151					
1152					
1153					
1154					
1155					
1156					
1157					
1158					
1159					
1160					
1161					
1162					
1163					
1164					
1165					
1166					
1167					
1168					
1169					
1170					
1171					
1172					
1173					
1174					
1175					
1176					
1177					
1178					

Column	A	B	C	D	E
Line #	**RunId**	**UnitCategory**	**UnitDescription**	**Year**	**UnitGeneration: : (MWH)**
1179	[redacted]				
1180					
1181					
1182					
1183					
1184					
1185					
1186					
1187					
1188					
1189					
1190					
1191					
1192					
1193					
1194					
1195					
1196					
1197					
1198					
1199					
1200					
1201					
1202					
1203					
1204					
1205					
1206					
1207					
1208					
1209					
1210					
1211					
1212					
1213					
1214					
1215					
1216					

Column	A	B	C	D	E
Line #	**RunId**	**UnitCategory**	**UnitDescription**	**Year**	**UnitGeneration: : (MWH)**
1217	[redacted]				
1218					
1219					
1220					
1221					
1222					
1223					
1224					
1225					
1226					
1227					
1228					
1229					
1230					
1231					
1232					
1233					
1234					
1235					
1236					
1237					
1238					
1239					
1240					
1241					
1242					
1243					
1244					
1245					
1246					
1247					
1248					
1249					
1250					
1251					
1252					
1253					
1254					

Column	A	B	C	D	E
Line #	**RunId**	**UnitCategory**	**UnitDescription**	**Year**	**UnitGeneration: : (MWH)**
1255	[redacted]				
1256					
1257					
1258					
1259					
1260					
1261					
1262					
1263					
1264					
1265					
1266					
1267					
1268					
1269					
1270					
1271					
1272					
1273					
1274					
1275					
1276					
1277					
1278					
1279					
1280					
1281					
1282					
1283					
1284					
1285					
1286					
1287					
1288					
1289					
1290					
1291					
1292					

Column	A	B	C	D	E
Line #	**RunId**	**UnitCategory**	**UnitDescription**	**Year**	**UnitGeneration: : (MWH)**
1293	[redacted]				
1294					
1295					
1296					
1297					
1298					
1299					
1300					
1301					
1302					
1303					
1304					
1305					
1306					
1307					
1308					
1309					
1310					
1311					
1312					
1313					
1314					
1315					
1316					
1317					
1318					
1319					
1320					
1321					
1322					
1323					
1324					
1325					
1326					
1327					
1328					
1329					
1330					

Column	A	B	C	D	E
Line #	**RunId**	**UnitCategory**	**UnitDescription**	**Year**	**UnitGeneration: : (MWH)**
1331	[redacted]				
1332					
1333					
1334					
1335					
1336					
1337					
1338					
1339					
1340					
1341					
1342					
1343					
1344					
1345					
1346					
1347					
1348					
1349					
1350					
1351					
1352					
1353					
1354					
1355					
1356					
1357					
1358					
1359					
1360					
1361					
1362					
1363					
1364					
1365					
1366					
1367					
1368					

Column	A	B	C	D	E
Line #	**RunId**	**UnitCategory**	**UnitDescription**	**Year**	**UnitGeneration: : (MWH)**
1369	[redacted]				
1370					
1371					
1372					
1373					
1374					
1375					
1376					
1377					
1378					
1379					
1380					
1381					
1382					
1383					
1384					
1385					
1386					
1387					
1388					
1389					
1390					
1391					
1392					
1393					
1394					
1395					
1396					
1397					
1398					
1399					
1400					
1401					
1402					
1403					
1404					
1405					
1406					

Column	A	B	C	D	E
Line #	**RunId**	**UnitCategory**	**UnitDescription**	**Year**	**UnitGeneration: : (MWH)**
1407	[redacted]				
1408					
1409					
1410					
1411					
1412					
1413					
1414					
1415					
1416					
1417					
1418					
1419					
1420					
1421					
1422					
1423					
1424					
1425					
1426					
1427					
1428					
1429					
1430					
1431					
1432					
1433					
1434					
1435					
1436					
1437					
1438					
1439					
1440					
1441					
1442					
1443					
1444					

Column	A	B	C	D	E
Line #	**RunId**	**UnitCategory**	**UnitDescription**	**Year**	**UnitGeneration: : (MWH)**
1445	[redacted]				
1446					
1447					
1448					
1449					
1450					
1451					
1452					
1453					
1454					
1455					
1456					
1457					
1458					
1459					
1460					
1461					
1462					
1463					
1464					
1465					
1466					
1467					
1468					
1469					
1470					
1471					
1472					
1473					
1474					
1475					
1476					
1477					
1478					
1479					
1480					
1481					
1482					

Column	A	B	C	D	E
Line #	**RunId**	**UnitCategory**	**UnitDescription**	**Year**	**UnitGeneration: : (MWH)**
1483	[redacted]				
1484					
1485					
1486					
1487					
1488					
1489					
1490					
1491					
1492					
1493					
1494					
1495					
1496					
1497					
1498					
1499					
1500					
1501					
1502					
1503					
1504					
1505					
1506					
1507					
1508					
1509					
1510					
1511					
1512					
1513					
1514					
1515					
1516					
1517					
1518					
1519					
1520					

Column	A	B	C	D	E
Line #	**RunId**	**UnitCategory**	**UnitDescription**	**Year**	**UnitGeneration: : (MWH)**
1521	[redacted]				
1522					
1523					
1524					
1525					
1526					
1527					
1528					
1529					
1530					
1531					
1532					
1533					
1534					
1535					
1536					
1537					
1538					
1539					
1540					
1541					
1542					
1543					
1544					
1545					
1546					
1547					
1548					
1549					
1550					
1551					
1552					
1553					
1554					
1555					
1556					
1557					
1558					

Column	A	B	C	D	E
Line #	**RunId**	**UnitCategory**	**UnitDescription**	**Year**	**UnitGeneration: : (MWH)**
1559	[redacted]				
1560					
1561					
1562					
1563					
1564					
1565					
1566					
1567					
1568					
1569					
1570					
1571					
1572					
1573					
1574					
1575					
1576					
1577					
1578					
1579					
1580					
1581					
1582					
1583					
1584					
1585					
1586					
1587					
1588					
1589					
1590					
1591					
1592					
1593					
1594					
1595					
1596					

Column	A	B	C	D	E
Line #	**RunId**	**UnitCategory**	**UnitDescription**	**Year**	**UnitGeneration: : (MWH)**
1597	[redacted]				
1598					
1599					
1600					
1601					
1602					
1603					
1604					
1605					
1606					
1607					
1608					
1609					
1610					
1611					
1612					
1613					
1614					
1615					
1616					
1617					
1618					
1619					
1620					
1621					
1622					
1623					
1624					
1625					
1626					
1627					
1628					
1629					
1630					
1631					
1632					
1633					
1634					

Column	A	B	C	D	E
Line #	**RunId**	**UnitCategory**	**UnitDescription**	**Year**	**UnitGeneration: : (MWH)**
1635	[redacted]				
1636					
1637					
1638					
1639					
1640					
1641					
1642					
1643					
1644					
1645					
1646					
1647					
1648					
1649					
1650					
1651					
1652					
1653					
1654					
1655					
1656					
1657					
1658					
1659					
1660					
1661					
1662					
1663					
1664					
1665					
1666					
1667					
1668					
1669					
1670					
1671					
1672					

Column	A	B	C	D	E
Line #	**RunId**	**UnitCategory**	**UnitDescription**	**Year**	**UnitGeneration: : (MWH)**
1673	[redacted]				
1674					
1675					
1676					
1677					
1678					
1679					
1680					
1681					
1682					
1683					
1684					
1685					
1686					
1687					
1688					
1689					
1690					
1691					
1692					
1693					
1694					
1695					
1696					
1697					
1698					
1699					
1700					
1701					
1702					
1703					
1704					
1705					
1706					
1707					
1708					
1709					
1710					

Column	A	B	C	D	E
Line #	**RunId**	**UnitCategory**	**UnitDescription**	**Year**	**UnitGeneration: : (MWH)**
1711	[redacted]				
1712					
1713					
1714					
1715					
1716					
1717					
1718					
1719					
1720					
1721					
1722					
1723					
1724					
1725					
1726					
1727					
1728					
1729					
1730					
1731					
1732					
1733					
1734					
1735					
1736					
1737					
1738					
1739					
1740					
1741					
1742					
1743					
1744					
1745					
1746					
1747					
1748					

Column	A	B	C	D	E
Line #	**RunId**	**UnitCategory**	**UnitDescription**	**Year**	**UnitGeneration: : (MWH)**
1749	[redacted]				
1750					
1751					
1752					
1753					
1754					
1755					
1756					
1757					
1758					
1759					
1760					
1761					
1762					
1763					
1764					
1765					
1766					
1767					
1768					
1769					
1770					
1771					
1772					
1773					
1774					
1775					
1776					
1777					
1778					
1779					
1780					
1781					
1782					
1783					
1784					
1785					
1786					

Column	A	B	C	D	E
Line #	**RunId**	**UnitCategory**	**UnitDescription**	**Year**	**UnitGeneration: : (MWH)**
1787	[redacted]				
1788					
1789					
1790					
1791					
1792					
1793					
1794					
1795					
1796					
1797					
1798					
1799					
1800					
1801					
1802					
1803					
1804					
1805					
1806					
1807					
1808					
1809					
1810					
1811					
1812					
1813					
1814					
1815					
1816					
1817					
1818					
1819					
1820					
1821					
1822					
1823					
1824					

Column	A	B	C	D	E
Line #	**RunId**	**UnitCategory**	**UnitDescription**	**Year**	**UnitGeneration: : (MWH)**
1825	[redacted]				
1826					
1827					
1828					
1829					
1830					
1831					
1832					
1833					
1834					
1835					
1836					
1837					
1838					
1839					
1840					
1841					
1842					
1843					
1844					
1845					
1846					
1847					
1848					
1849					
1850					
1851					
1852					
1853					
1854					
1855					
1856					
1857					
1858					
1859					
1860					
1861					
1862					

Column	A	B	C	D	E
Line #	**RunId**	**UnitCategory**	**UnitDescription**	**Year**	**UnitGeneration: : (MWH)**
1863	[redacted]				
1864					
1865					
1866					
1867					
1868					
1869					
1870					
1871					
1872					
1873					
1874					
1875					
1876					
1877					
1878					
1879					
1880					
1881					
1882					
1883					
1884					
1885					
1886					
1887					
1888					
1889					
1890					
1891					
1892					
1893					
1894					
1895					
1896					
1897					
1898					
1899					
1900					

Column	A	B	C	D	E
Line #	**RunId**	**UnitCategory**	**UnitDescription**	**Year**	**UnitGeneration: : (MWH)**
1901	[redacted]				
1902					
1903					
1904					
1905					
1906					
1907					
1908					
1909					
1910					
1911					
1912					
1913					
1914					
1915					
1916					
1917					
1918					
1919					
1920					
1921					
1922					
1923					
1924					
1925					
1926					
1927					
1928					
1929					
1930					
1931					
1932					
1933					
1934					
1935					
1936					
1937					
1938					

Column	A	B	C	D	E
Line #	**RunId**	**UnitCategory**	**UnitDescription**	**Year**	**UnitGeneration: : (MWH)**
1939	[redacted]				
1940					
1941					
1942					
1943					
1944					
1945					
1946					
1947					
1948					
1949					
1950					
1951					
1952					
1953					
1954					
1955					
1956					
1957					
1958					
1959					
1960					
1961					
1962					
1963					
1964					
1965					
1966					
1967					
1968					
1969					
1970					
1971					
1972					
1973					
1974					
1975					
1976					

Column	A	B	C	D	E
Line #	**RunId**	**UnitCategory**	**UnitDescription**	**Year**	**UnitGeneration: : (MWH)**
1977	[redacted]				
1978					
1979					
1980					
1981					
1982					
1983					
1984					
1985					
1986					
1987					
1988					
1989					
1990					
1991					
1992					
1993					
1994					
1995					
1996					
1997					
1998					
1999					
2000					
2001					
2002					
2003					
2004					
2005					
2006					
2007					
2008					

Column	F	G	H	I
Line #	**TotVarProdCostByUnit: : ($)**	**UnitEmissions: NOX: (LBS)**	**UnitEmissions: RGGICO2: (LBS)**	**UnitEmissions: SOX: (LBS)**
1	[redacted]			
2				
3				
4				
5				
6				
7				
8				
9				
10				
11				
12				
13				
14				
15				
16				
17				
18				
19				
20				
21				
22				
23				
24				
25				
26				
27				
28				
29				
30				
31				
32				
33				
34				
35				
36				
37				
38				

Column	F	G	H	I
Line #	**TotVarProdCostByUnit: : ($)**	**UnitEmissions: NOX: (LBS)**	**UnitEmissions: RGGICO2: (LBS)**	**UnitEmissions: SOX: (LBS)**
39	[redacted]			
40				
41				
42				
43				
44				
45				
46				
47				
48				
49				
50				
51				
52				
53				
54				
55				
56				
57				
58				
59				
60				
61				
62				
63				
64				
65				
66				
67				
68				
69				
70				
71				
72				
73				
74				
75				
76				

Column	F	G	H	I
Line #	**TotVarProdCostByUnit: : ($)**	**UnitEmissions: NOX: (LBS)**	**UnitEmissions: RGGICO2: (LBS)**	**UnitEmissions: SOX: (LBS)**
77	[redacted]			
78				
79				
80				
81				
82				
83				
84				
85				
86				
87				
88				
89				
90				
91				
92				
93				
94				
95				
96				
97				
98				
99				
100				
101				
102				
103				
104				
105				
106				
107				
108				
109				
110				
111				
112				
113				
114				

Column	F	G	H	I
Line #	**TotVarProdCostByUnit: : ($)**	**UnitEmissions: NOX: (LBS)**	**UnitEmissions: RGGICO2: (LBS)**	**UnitEmissions: SOX: (LBS)**
115	[redacted]			
116				
117				
118				
119				
120				
121				
122				
123				
124				
125				
126				
127				
128				
129				
130				
131				
132				
133				
134				
135				
136				
137				
138				
139				
140				
141				
142				
143				
144				
145				
146				
147				
148				
149				
150				
151				
152				

Column	F	G	H	I
Line #	**TotVarProdCostByUnit: : ($)**	**UnitEmissions: NOX: (LBS)**	**UnitEmissions: RGGICO2: (LBS)**	**UnitEmissions: SOX: (LBS)**
153	[redacted]			
154				
155				
156				
157				
158				
159				
160				
161				
162				
163				
164				
165				
166				
167				
168				
169				
170				
171				
172				
173				
174				
175				
176				
177				
178				
179				
180				
181				
182				
183				
184				
185				
186				
187				
188				
189				
190				

Column	F	G	H	I
Line #	**TotVarProdCostByUnit: : ($)**	**UnitEmissions: NOX: (LBS)**	**UnitEmissions: RGGICO2: (LBS)**	**UnitEmissions: SOX: (LBS)**
191	[redacted]			
192				
193				
194				
195				
196				
197				
198				
199				
200				
201				
202				
203				
204				
205				
206				
207				
208				
209				
210				
211				
212				
213				
214				
215				
216				
217				
218				
219				
220				
221				
222				
223				
224				
225				
226				
227				
228				

Column	F	G	H	I
Line #	TotVarProdCostByUnit: : ($)	UnitEmissions: NOX: (LBS)	UnitEmissions: RGGICO2: (LBS)	UnitEmissions: SOX: (LBS)
229	[redacted]			
230				
231				
232				
233				
234				
235				
236				
237				
238				
239				
240				
241				
242				
243				
244				
245				
246				
247				
248				
249				
250				
251				
252				
253				
254				
255				
256				
257				
258				
259				
260				
261				
262				
263				
264				
265				
266				

Column	F	G	H	I
Line #	**TotVarProdCostByUnit: : ($)**	**UnitEmissions: NOX: (LBS)**	**UnitEmissions: RGGICO2: (LBS)**	**UnitEmissions: SOX: (LBS)**
267	[redacted]			
268				
269				
270				
271				
272				
273				
274				
275				
276				
277				
278				
279				
280				
281				
282				
283				
284				
285				
286				
287				
288				
289				
290				
291				
292				
293				
294				
295				
296				
297				
298				
299				
300				
301				
302				
303				
304				

Column	F	G	H	I
Line #	**TotVarProdCostByUnit: : ($)**	**UnitEmissions: NOX: (LBS)**	**UnitEmissions: RGGICO2: (LBS)**	**UnitEmissions: SOX: (LBS)**
305	[redacted]			
306				
307				
308				
309				
310				
311				
312				
313				
314				
315				
316				
317				
318				
319				
320				
321				
322				
323				
324				
325				
326				
327				
328				
329				
330				
331				
332				
333				
334				
335				
336				
337				
338				
339				
340				
341				
342				

Column	F	G	H	I
Line #	**TotVarProdCostByUnit: : ($)**	**UnitEmissions: NOX: (LBS)**	**UnitEmissions: RGGICO2: (LBS)**	**UnitEmissions: SOX: (LBS)**
343	[redacted]			
344				
345				
346				
347				
348				
349				
350				
351				
352				
353				
354				
355				
356				
357				
358				
359				
360				
361				
362				
363				
364				
365				
366				
367				
368				
369				
370				
371				
372				
373				
374				
375				
376				
377				
378				
379				
380				

Column	F	G	H	I
Line #	**TotVarProdCostByUnit: : ($)**	**UnitEmissions: NOX: (LBS)**	**UnitEmissions: RGGICO2: (LBS)**	**UnitEmissions: SOX: (LBS)**
381	[redacted]			
382				
383				
384				
385				
386				
387				
388				
389				
390				
391				
392				
393				
394				
395				
396				
397				
398				
399				
400				
401				
402				
403				
404				
405				
406				
407				
408				
409				
410				
411				
412				
413				
414				
415				
416				
417				
418				

Column	F	G	H	I
Line #	**TotVarProdCostByUnit: : ($)**	**UnitEmissions: NOX: (LBS)**	**UnitEmissions: RGGICO2: (LBS)**	**UnitEmissions: SOX: (LBS)**
419	[redacted]			
420				
421				
422				
423				
424				
425				
426				
427				
428				
429				
430				
431				
432				
433				
434				
435				
436				
437				
438				
439				
440				
441				
442				
443				
444				
445				
446				
447				
448				
449				
450				
451				
452				
453				
454				
455				
456				

Column	F	G	H	I
Line #	**TotVarProdCostByUnit: : ($)**	**UnitEmissions: NOX: (LBS)**	**UnitEmissions: RGGICO2: (LBS)**	**UnitEmissions: SOX: (LBS)**
457	[redacted]			
458				
459				
460				
461				
462				
463				
464				
465				
466				
467				
468				
469				
470				
471				
472				
473				
474				
475				
476				
477				
478				
479				
480				
481				
482				
483				
484				
485				
486				
487				
488				
489				
490				
491				
492				
493				
494				

Column	F	G	H	I
Line #	**TotVarProdCostByUnit: : ($)**	**UnitEmissions: NOX: (LBS)**	**UnitEmissions: RGGICO2: (LBS)**	**UnitEmissions: SOX: (LBS)**
495	[redacted]			
496				
497				
498				
499				
500				
501				
502				
503				
504				
505				
506				
507				
508				
509				
510				
511				
512				
513				
514				
515				
516				
517				
518				
519				
520				
521				
522				
523				
524				
525				
526				
527				
528				
529				
530				
531				
532				

Column	F	G	H	I
Line #	**TotVarProdCostByUnit: : ($)**	**UnitEmissions: NOX: (LBS)**	**UnitEmissions: RGGICO2: (LBS)**	**UnitEmissions: SOX: (LBS)**
533	[redacted]			
534				
535				
536				
537				
538				
539				
540				
541				
542				
543				
544				
545				
546				
547				
548				
549				
550				
551				
552				
553				
554				
555				
556				
557				
558				
559				
560				
561				
562				
563				
564				
565				
566				
567				
568				
569				
570				

Column	F	G	H	I
Line #	**TotVarProdCostByUnit: : ($)**	**UnitEmissions: NOX: (LBS)**	**UnitEmissions: RGGICO2: (LBS)**	**UnitEmissions: SOX: (LBS)**
571	[redacted]			
572				
573				
574				
575				
576				
577				
578				
579				
580				
581				
582				
583				
584				
585				
586				
587				
588				
589				
590				
591				
592				
593				
594				
595				
596				
597				
598				
599				
600				
601				
602				
603				
604				
605				
606				
607				
608				

Column	F	G	H	I
Line #	**TotVarProdCostByUnit: : ($)**	**UnitEmissions: NOX: (LBS)**	**UnitEmissions: RGGICO2: (LBS)**	**UnitEmissions: SOX: (LBS)**
609	[redacted]			
610				
611				
612				
613				
614				
615				
616				
617				
618				
619				
620				
621				
622				
623				
624				
625				
626				
627				
628				
629				
630				
631				
632				
633				
634				
635				
636				
637				
638				
639				
640				
641				
642				
643				
644				
645				
646				

Column	F	G	H	I
Line #	**TotVarProdCostByUnit: : ($)**	**UnitEmissions: NOX: (LBS)**	**UnitEmissions: RGGICO2: (LBS)**	**UnitEmissions: SOX: (LBS)**
647	[redacted]			
648				
649				
650				
651				
652				
653				
654				
655				
656				
657				
658				
659				
660				
661				
662				
663				
664				
665				
666				
667				
668				
669				
670				
671				
672				
673				
674				
675				
676				
677				
678				
679				
680				
681				
682				
683				
684				

Column	F	G	H	I
Line #	**TotVarProdCostByUnit: : ($)**	**UnitEmissions: NOX: (LBS)**	**UnitEmissions: RGGICO2: (LBS)**	**UnitEmissions: SOX: (LBS)**
685	[redacted]			
686				
687				
688				
689				
690				
691				
692				
693				
694				
695				
696				
697				
698				
699				
700				
701				
702				
703				
704				
705				
706				
707				
708				
709				
710				
711				
712				
713				
714				
715				
716				
717				
718				
719				
720				
721				
722				

Column	F	G	H	I
Line #	**TotVarProdCostByUnit: : ($)**	**UnitEmissions: NOX: (LBS)**	**UnitEmissions: RGGICO2: (LBS)**	**UnitEmissions: SOX: (LBS)**
723	[redacted]			
724				
725				
726				
727				
728				
729				
730				
731				
732				
733				
734				
735				
736				
737				
738				
739				
740				
741				
742				
743				
744				
745				
746				
747				
748				
749				
750				
751				
752				
753				
754				
755				
756				
757				
758				
759				
760				

Column	F	G	H	I
Line #	**TotVarProdCostByUnit: : ($)**	**UnitEmissions: NOX: (LBS)**	**UnitEmissions: RGGICO2: (LBS)**	**UnitEmissions: SOX: (LBS)**
761	[redacted]			
762				
763				
764				
765				
766				
767				
768				
769				
770				
771				
772				
773				
774				
775				
776				
777				
778				
779				
780				
781				
782				
783				
784				
785				
786				
787				
788				
789				
790				
791				
792				
793				
794				
795				
796				
797				
798				

Column	F	G	H	I
Line #	**TotVarProdCostByUnit: : ($)**	**UnitEmissions: NOX: (LBS)**	**UnitEmissions: RGGICO2: (LBS)**	**UnitEmissions: SOX: (LBS)**
799	[redacted]			
800				
801				
802				
803				
804				
805				
806				
807				
808				
809				
810				
811				
812				
813				
814				
815				
816				
817				
818				
819				
820				
821				
822				
823				
824				
825				
826				
827				
828				
829				
830				
831				
832				
833				
834				
835				
836				

Column	F	G	H	I
Line #	TotVarProdCostByUnit: : ($)	UnitEmissions: NOX: (LBS)	UnitEmissions: RGGICO2: (LBS)	UnitEmissions: SOX: (LBS)
837	[redacted]			
838				
839				
840				
841				
842				
843				
844				
845				
846				
847				
848				
849				
850				
851				
852				
853				
854				
855				
856				
857				
858				
859				
860				
861				
862				
863				
864				
865				
866				
867				
868				
869				
870				
871				
872				
873				
874				

Column	F	G	H	I
Line #	**TotVarProdCostByUnit: : ($)**	**UnitEmissions: NOX: (LBS)**	**UnitEmissions: RGGICO2: (LBS)**	**UnitEmissions: SOX: (LBS)**
875	[redacted]			
876				
877				
878				
879				
880				
881				
882				
883				
884				
885				
886				
887				
888				
889				
890				
891				
892				
893				
894				
895				
896				
897				
898				
899				
900				
901				
902				
903				
904				
905				
906				
907				
908				
909				
910				
911				
912				

Column	F	G	H	I
Line #	**TotVarProdCostByUnit: : ($)**	**UnitEmissions: NOX: (LBS)**	**UnitEmissions: RGGICO2: (LBS)**	**UnitEmissions: SOX: (LBS)**
913	[redacted]			
914				
915				
916				
917				
918				
919				
920				
921				
922				
923				
924				
925				
926				
927				
928				
929				
930				
931				
932				
933				
934				
935				
936				
937				
938				
939				
940				
941				
942				
943				
944				
945				
946				
947				
948				
949				
950				

Column	F	G	H	I
Line #	TotVarProdCostByUnit: : ($)	UnitEmissions: NOX: (LBS)	UnitEmissions: RGGICO2: (LBS)	UnitEmissions: SOX: (LBS)
951	[redacted]			
952				
953				
954				
955				
956				
957				
958				
959				
960				
961				
962				
963				
964				
965				
966				
967				
968				
969				
970				
971				
972				
973				
974				
975				
976				
977				
978				
979				
980				
981				
982				
983				
984				
985				
986				
987				
988				

Column	F	G	H	I
Line #	**TotVarProdCostByUnit: : ($)**	**UnitEmissions: NOX: (LBS)**	**UnitEmissions: RGGICO2: (LBS)**	**UnitEmissions: SOX: (LBS)**
989	[redacted]			
990				
991				
992				
993				
994				
995				
996				
997				
998				
999				
1000				
1001				
1002				
1003				
1004				
1005				
1006				
1007				
1008				
1009				
1010				
1011				
1012				
1013				
1014				
1015				
1016				
1017				
1018				
1019				
1020				
1021				
1022				
1023				
1024				
1025				
1026				

Column	F	G	H	I
Line #	**TotVarProdCostByUnit: : ($)**	**UnitEmissions: NOX: (LBS)**	**UnitEmissions: RGGICO2: (LBS)**	**UnitEmissions: SOX: (LBS)**
1027	[redacted]			
1028				
1029				
1030				
1031				
1032				
1033				
1034				
1035				
1036				
1037				
1038				
1039				
1040				
1041				
1042				
1043				
1044				
1045				
1046				
1047				
1048				
1049				
1050				
1051				
1052				
1053				
1054				
1055				
1056				
1057				
1058				
1059				
1060				
1061				
1062				
1063				
1064				

Column	F	G	H	I
Line #	**TotVarProdCostByUnit: : ($)**	**UnitEmissions: NOX: (LBS)**	**UnitEmissions: RGGICO2: (LBS)**	**UnitEmissions: SOX: (LBS)**
1065	[redacted]			
1066				
1067				
1068				
1069				
1070				
1071				
1072				
1073				
1074				
1075				
1076				
1077				
1078				
1079				
1080				
1081				
1082				
1083				
1084				
1085				
1086				
1087				
1088				
1089				
1090				
1091				
1092				
1093				
1094				
1095				
1096				
1097				
1098				
1099				
1100				
1101				
1102				

Column	F	G	H	I
Line #	**TotVarProdCostByUnit: : ($)**	**UnitEmissions: NOX: (LBS)**	**UnitEmissions: RGGICO2: (LBS)**	**UnitEmissions: SOX: (LBS)**
1103	[redacted]			
1104				
1105				
1106				
1107				
1108				
1109				
1110				
1111				
1112				
1113				
1114				
1115				
1116				
1117				
1118				
1119				
1120				
1121				
1122				
1123				
1124				
1125				
1126				
1127				
1128				
1129				
1130				
1131				
1132				
1133				
1134				
1135				
1136				
1137				
1138				
1139				
1140				

Column	F	G	H	I
Line #	**TotVarProdCostByUnit: : ($)**	**UnitEmissions: NOX: (LBS)**	**UnitEmissions: RGGICO2: (LBS)**	**UnitEmissions: SOX: (LBS)**
1141	[redacted]			
1142				
1143				
1144				
1145				
1146				
1147				
1148				
1149				
1150				
1151				
1152				
1153				
1154				
1155				
1156				
1157				
1158				
1159				
1160				
1161				
1162				
1163				
1164				
1165				
1166				
1167				
1168				
1169				
1170				
1171				
1172				
1173				
1174				
1175				
1176				
1177				
1178				

Column	F	G	H	I
Line #	**TotVarProdCostByUnit: : ($)**	**UnitEmissions: NOX: (LBS)**	**UnitEmissions: RGGICO2: (LBS)**	**UnitEmissions: SOX: (LBS)**
1179	[redacted]			
1180				
1181				
1182				
1183				
1184				
1185				
1186				
1187				
1188				
1189				
1190				
1191				
1192				
1193				
1194				
1195				
1196				
1197				
1198				
1199				
1200				
1201				
1202				
1203				
1204				
1205				
1206				
1207				
1208				
1209				
1210				
1211				
1212				
1213				
1214				
1215				
1216				

Column	F	G	H	I
Line #	**TotVarProdCostByUnit: : ($)**	**UnitEmissions: NOX: (LBS)**	**UnitEmissions: RGGICO2: (LBS)**	**UnitEmissions: SOX: (LBS)**
1217	[redacted]			
1218				
1219				
1220				
1221				
1222				
1223				
1224				
1225				
1226				
1227				
1228				
1229				
1230				
1231				
1232				
1233				
1234				
1235				
1236				
1237				
1238				
1239				
1240				
1241				
1242				
1243				
1244				
1245				
1246				
1247				
1248				
1249				
1250				
1251				
1252				
1253				
1254				

Column	F	G	H	I
Line #	**TotVarProdCostByUnit: : ($)**	**UnitEmissions: NOX: (LBS)**	**UnitEmissions: RGGICO2: (LBS)**	**UnitEmissions: SOX: (LBS)**
1255	[redacted]			
1256				
1257				
1258				
1259				
1260				
1261				
1262				
1263				
1264				
1265				
1266				
1267				
1268				
1269				
1270				
1271				
1272				
1273				
1274				
1275				
1276				
1277				
1278				
1279				
1280				
1281				
1282				
1283				
1284				
1285				
1286				
1287				
1288				
1289				
1290				
1291				
1292				

Column	F	G	H	I
Line #	**TotVarProdCostByUnit: : ($)**	**UnitEmissions: NOX: (LBS)**	**UnitEmissions: RGGICO2: (LBS)**	**UnitEmissions: SOX: (LBS)**
1293	[redacted]			
1294				
1295				
1296				
1297				
1298				
1299				
1300				
1301				
1302				
1303				
1304				
1305				
1306				
1307				
1308				
1309				
1310				
1311				
1312				
1313				
1314				
1315				
1316				
1317				
1318				
1319				
1320				
1321				
1322				
1323				
1324				
1325				
1326				
1327				
1328				
1329				
1330				

Column	F	G	H	I
Line #	**TotVarProdCostByUnit: : ($)**	**UnitEmissions: NOX: (LBS)**	**UnitEmissions: RGGICO2: (LBS)**	**UnitEmissions: SOX: (LBS)**
1331	[redacted]			
1332				
1333				
1334				
1335				
1336				
1337				
1338				
1339				
1340				
1341				
1342				
1343				
1344				
1345				
1346				
1347				
1348				
1349				
1350				
1351				
1352				
1353				
1354				
1355				
1356				
1357				
1358				
1359				
1360				
1361				
1362				
1363				
1364				
1365				
1366				
1367				
1368				

Column	F	G	H	I
Line #	**TotVarProdCostByUnit: : ($)**	**UnitEmissions: NOX: (LBS)**	**UnitEmissions: RGGICO2: (LBS)**	**UnitEmissions: SOX: (LBS)**
1369	[redacted]			
1370				
1371				
1372				
1373				
1374				
1375				
1376				
1377				
1378				
1379				
1380				
1381				
1382				
1383				
1384				
1385				
1386				
1387				
1388				
1389				
1390				
1391				
1392				
1393				
1394				
1395				
1396				
1397				
1398				
1399				
1400				
1401				
1402				
1403				
1404				
1405				
1406				

Column	F	G	H	I
Line #	TotVarProdCostByUnit: : ($)	UnitEmissions: NOX: (LBS)	UnitEmissions: RGGICO2: (LBS)	UnitEmissions: SOX: (LBS)
1407	[redacted]			
1408				
1409				
1410				
1411				
1412				
1413				
1414				
1415				
1416				
1417				
1418				
1419				
1420				
1421				
1422				
1423				
1424				
1425				
1426				
1427				
1428				
1429				
1430				
1431				
1432				
1433				
1434				
1435				
1436				
1437				
1438				
1439				
1440				
1441				
1442				
1443				
1444				

Column	F	G	H	I
Line #	**TotVarProdCostByUnit: : ($)**	**UnitEmissions: NOX: (LBS)**	**UnitEmissions: RGGICO2: (LBS)**	**UnitEmissions: SOX: (LBS)**
1445	[redacted]			
1446				
1447				
1448				
1449				
1450				
1451				
1452				
1453				
1454				
1455				
1456				
1457				
1458				
1459				
1460				
1461				
1462				
1463				
1464				
1465				
1466				
1467				
1468				
1469				
1470				
1471				
1472				
1473				
1474				
1475				
1476				
1477				
1478				
1479				
1480				
1481				
1482				

Column	F	G	H	I
Line #	**TotVarProdCostByUnit: : ($)**	**UnitEmissions: NOX: (LBS)**	**UnitEmissions: RGGICO2: (LBS)**	**UnitEmissions: SOX: (LBS)**
1483	[redacted]			
1484				
1485				
1486				
1487				
1488				
1489				
1490				
1491				
1492				
1493				
1494				
1495				
1496				
1497				
1498				
1499				
1500				
1501				
1502				
1503				
1504				
1505				
1506				
1507				
1508				
1509				
1510				
1511				
1512				
1513				
1514				
1515				
1516				
1517				
1518				
1519				
1520				

Column	F	G	H	I
Line #	**TotVarProdCostByUnit: : ($)**	**UnitEmissions: NOX: (LBS)**	**UnitEmissions: RGGICO2: (LBS)**	**UnitEmissions: SOX: (LBS)**
1521	[redacted]			
1522				
1523				
1524				
1525				
1526				
1527				
1528				
1529				
1530				
1531				
1532				
1533				
1534				
1535				
1536				
1537				
1538				
1539				
1540				
1541				
1542				
1543				
1544				
1545				
1546				
1547				
1548				
1549				
1550				
1551				
1552				
1553				
1554				
1555				
1556				
1557				
1558				

Column	F	G	H	I
Line #	**TotVarProdCostByUnit: : ($)**	**UnitEmissions: NOX: (LBS)**	**UnitEmissions: RGGICO2: (LBS)**	**UnitEmissions: SOX: (LBS)**
1559	[redacted]			
1560				
1561				
1562				
1563				
1564				
1565				
1566				
1567				
1568				
1569				
1570				
1571				
1572				
1573				
1574				
1575				
1576				
1577				
1578				
1579				
1580				
1581				
1582				
1583				
1584				
1585				
1586				
1587				
1588				
1589				
1590				
1591				
1592				
1593				
1594				
1595				
1596				

Column	F	G	H	I
Line #	TotVarProdCostByUnit: : ($)	UnitEmissions: NOX: (LBS)	UnitEmissions: RGGICO2: (LBS)	UnitEmissions: SOX: (LBS)
1597	[redacted]			
1598				
1599				
1600				
1601				
1602				
1603				
1604				
1605				
1606				
1607				
1608				
1609				
1610				
1611				
1612				
1613				
1614				
1615				
1616				
1617				
1618				
1619				
1620				
1621				
1622				
1623				
1624				
1625				
1626				
1627				
1628				
1629				
1630				
1631				
1632				
1633				
1634				

Column	F	G	H	I
Line #	**TotVarProdCostByUnit: : ($)**	**UnitEmissions: NOX: (LBS)**	**UnitEmissions: RGGICO2: (LBS)**	**UnitEmissions: SOX: (LBS)**
1635	[redacted]			
1636				
1637				
1638				
1639				
1640				
1641				
1642				
1643				
1644				
1645				
1646				
1647				
1648				
1649				
1650				
1651				
1652				
1653				
1654				
1655				
1656				
1657				
1658				
1659				
1660				
1661				
1662				
1663				
1664				
1665				
1666				
1667				
1668				
1669				
1670				
1671				
1672				

Column	F	G	H	I
Line #	TotVarProdCostByUnit: : ($)	UnitEmissions: NOX: (LBS)	UnitEmissions: RGGICO2: (LBS)	UnitEmissions: SOX: (LBS)
1673	[redacted]			
1674				
1675				
1676				
1677				
1678				
1679				
1680				
1681				
1682				
1683				
1684				
1685				
1686				
1687				
1688				
1689				
1690				
1691				
1692				
1693				
1694				
1695				
1696				
1697				
1698				
1699				
1700				
1701				
1702				
1703				
1704				
1705				
1706				
1707				
1708				
1709				
1710				

Column	F	G	H	I
Line #	TotVarProdCostByUnit: : ($)	UnitEmissions: NOX: (LBS)	UnitEmissions: RGGICO2: (LBS)	UnitEmissions: SOX: (LBS)
1711	[redacted]			
1712				
1713				
1714				
1715				
1716				
1717				
1718				
1719				
1720				
1721				
1722				
1723				
1724				
1725				
1726				
1727				
1728				
1729				
1730				
1731				
1732				
1733				
1734				
1735				
1736				
1737				
1738				
1739				
1740				
1741				
1742				
1743				
1744				
1745				
1746				
1747				
1748				

Column	F	G	H	I
Line #	**TotVarProdCostByUnit: : ($)**	**UnitEmissions: NOX: (LBS)**	**UnitEmissions: RGGICO2: (LBS)**	**UnitEmissions: SOX: (LBS)**
1749	[redacted]			
1750				
1751				
1752				
1753				
1754				
1755				
1756				
1757				
1758				
1759				
1760				
1761				
1762				
1763				
1764				
1765				
1766				
1767				
1768				
1769				
1770				
1771				
1772				
1773				
1774				
1775				
1776				
1777				
1778				
1779				
1780				
1781				
1782				
1783				
1784				
1785				
1786				

Column	F	G	H	I
Line #	TotVarProdCostByUnit: : ($)	UnitEmissions: NOX: (LBS)	UnitEmissions: RGGICO2: (LBS)	UnitEmissions: SOX: (LBS)
1787	[redacted]			
1788				
1789				
1790				
1791				
1792				
1793				
1794				
1795				
1796				
1797				
1798				
1799				
1800				
1801				
1802				
1803				
1804				
1805				
1806				
1807				
1808				
1809				
1810				
1811				
1812				
1813				
1814				
1815				
1816				
1817				
1818				
1819				
1820				
1821				
1822				
1823				
1824				

Column	F	G	H	I
Line #	TotVarProdCostByUnit: : ($)	UnitEmissions: NOX: (LBS)	UnitEmissions: RGGICO2: (LBS)	UnitEmissions: SOX: (LBS)
1825	[redacted]			
1826				
1827				
1828				
1829				
1830				
1831				
1832				
1833				
1834				
1835				
1836				
1837				
1838				
1839				
1840				
1841				
1842				
1843				
1844				
1845				
1846				
1847				
1848				
1849				
1850				
1851				
1852				
1853				
1854				
1855				
1856				
1857				
1858				
1859				
1860				
1861				
1862				

Column	F	G	H	I
Line #	**TotVarProdCostByUnit: : ($)**	**UnitEmissions: NOX: (LBS)**	**UnitEmissions: RGGICO2: (LBS)**	**UnitEmissions: SOX: (LBS)**
1863	[redacted]			
1864				
1865				
1866				
1867				
1868				
1869				
1870				
1871				
1872				
1873				
1874				
1875				
1876				
1877				
1878				
1879				
1880				
1881				
1882				
1883				
1884				
1885				
1886				
1887				
1888				
1889				
1890				
1891				
1892				
1893				
1894				
1895				
1896				
1897				
1898				
1899				
1900				

Column	F	G	H	I
Line #	**TotVarProdCostByUnit: : ($)**	**UnitEmissions: NOX: (LBS)**	**UnitEmissions: RGGICO2: (LBS)**	**UnitEmissions: SOX: (LBS)**
1901	[redacted]			
1902				
1903				
1904				
1905				
1906				
1907				
1908				
1909				
1910				
1911				
1912				
1913				
1914				
1915				
1916				
1917				
1918				
1919				
1920				
1921				
1922				
1923				
1924				
1925				
1926				
1927				
1928				
1929				
1930				
1931				
1932				
1933				
1934				
1935				
1936				
1937				
1938				

Column	F	G	H	I
Line #	**TotVarProdCostByUnit: : ($)**	**UnitEmissions: NOX: (LBS)**	**UnitEmissions: RGGICO2: (LBS)**	**UnitEmissions: SOX: (LBS)**
1939	[redacted]			
1940				
1941				
1942				
1943				
1944				
1945				
1946				
1947				
1948				
1949				
1950				
1951				
1952				
1953				
1954				
1955				
1956				
1957				
1958				
1959				
1960				
1961				
1962				
1963				
1964				
1965				
1966				
1967				
1968				
1969				
1970				
1971				
1972				
1973				
1974				
1975				
1976				

REDACTED

Column	F	G	H	I
Line #	TotVarProdCostByUnit: : ($)	UnitEmissions: NOX: (LBS)	UnitEmissions: RGGICO2: (LBS)	UnitEmissions: SOX: (LBS)
1977	[redacted]			
1978				
1979				
1980				
1981				
1982				
1983				
1984				
1985				
1986				
1987				
1988				
1989				
1990				
1991				
1992				
1993				
1994				
1995				
1996				
1997				
1998				
1999				
2000				
2001				
2002				
2003				
2004				
2005				
2006				
2007				
2008				

Column	A	B	C	D	E
Line #	**RunId**	**UnitCategory**	**UnitDescription**	**Year**	**UnitGeneration: : (MWH)**
1	[redacted]				
2					
3					
4					
5					
6					
7					
8					
9					
10					
11					
12					
13					
14					
15					
16					
17					
18					
19					
20					
21					
22					
23					
24					
25					
26					
27					
28					
29					
30					
31					
32					
33					
34					
35					
36					
37					
38					

Column	A	B	C	D	E
Line #	RunId	UnitCategory	UnitDescription	Year	UnitGeneration: : (MWH)
39	[redacted]				
40					
41					
42					
43					
44					
45					
46					
47					
48					
49					
50					
51					
52					
53					
54					
55					
56					
57					
58					
59					
60					
61					
62					
63					
64					
65					
66					
67					
68					
69					
70					
71					
72					
73					
74					
75					
76					

Column	A	B	C	D	E
Line #	**RunId**	**UnitCategory**	**UnitDescription**	**Year**	**UnitGeneration: : (MWH)**
77	[redacted]				
78					
79					
80					
81					
82					
83					
84					
85					
86					
87					
88					
89					
90					
91					
92					
93					
94					
95					
96					
97					
98					
99					
100					
101					
102					
103					
104					
105					
106					
107					
108					
109					
110					
111					
112					
113					
114					

Column	A	B	C	D	E
Line #	**RunId**	**UnitCategory**	**UnitDescription**	**Year**	**UnitGeneration: : (MWH)**
115	[redacted]				
116					
117					
118					
119					
120					
121					
122					
123					
124					
125					
126					
127					
128					
129					
130					
131					
132					
133					
134					
135					
136					
137					
138					
139					
140					
141					
142					
143					
144					
145					
146					
147					
148					
149					
150					
151					
152					

Column	A	B	C	D	E
Line #	**RunId**	**UnitCategory**	**UnitDescription**	**Year**	**UnitGeneration: : (MWH)**
153	[redacted]				
154					
155					
156					
157					
158					
159					
160					
161					
162					
163					
164					
165					
166					
167					
168					
169					
170					
171					
172					
173					
174					
175					
176					
177					
178					
179					
180					
181					
182					
183					
184					
185					
186					
187					
188					
189					
190					

Column	A	B	C	D	E
Line #	**RunId**	**UnitCategory**	**UnitDescription**	**Year**	**UnitGeneration: : (MWH)**
191	[redacted]				
192					
193					
194					
195					
196					
197					
198					
199					
200					
201					
202					
203					
204					
205					
206					
207					
208					
209					
210					
211					
212					
213					
214					
215					
216					
217					
218					
219					
220					
221					
222					
223					
224					
225					
226					
227					
228					

Column	A	B	C	D	E
Line #	**RunId**	**UnitCategory**	**UnitDescription**	**Year**	**UnitGeneration: : (MWH)**
229	[redacted]				
230					
231					
232					
233					
234					
235					
236					
237					
238					
239					
240					
241					
242					
243					
244					
245					
246					
247					
248					
249					
250					
251					
252					
253					
254					
255					
256					
257					
258					
259					
260					
261					
262					
263					
264					
265					
266					

Column	A	B	C	D	E
Line #	**RunId**	**UnitCategory**	**UnitDescription**	**Year**	**UnitGeneration: : (MWH)**
267	[redacted]				
268					
269					
270					
271					
272					
273					
274					
275					
276					
277					
278					
279					
280					
281					
282					
283					
284					
285					
286					
287					
288					
289					
290					
291					
292					
293					
294					
295					
296					
297					
298					
299					
300					
301					
302					
303					
304					

Column	A	B	C	D	E
Line #	RunId	UnitCategory	UnitDescription	Year	UnitGeneration: : (MWH)
305	[redacted]				
306					
307					
308					
309					
310					
311					
312					
313					
314					
315					
316					
317					
318					
319					
320					
321					
322					
323					
324					
325					
326					
327					
328					
329					
330					
331					
332					
333					
334					
335					
336					
337					
338					
339					
340					
341					
342					

Column	A	B	C	D	E
Line #	**RunId**	**UnitCategory**	**UnitDescription**	**Year**	**UnitGeneration: : (MWH)**
343	[redacted]				
344					
345					
346					
347					
348					
349					
350					
351					
352					
353					
354					
355					
356					
357					
358					
359					
360					
361					
362					
363					
364					
365					
366					
367					
368					
369					
370					
371					
372					
373					
374					
375					
376					
377					
378					
379					
380					

Column	A	B	C	D	E
Line #	**RunId**	**UnitCategory**	**UnitDescription**	**Year**	**UnitGeneration: : (MWH)**
381	[redacted]				
382					
383					
384					
385					
386					
387					
388					
389					
390					
391					
392					
393					
394					
395					
396					
397					
398					
399					
400					
401					
402					
403					
404					
405					
406					
407					
408					
409					
410					
411					
412					
413					
414					
415					
416					
417					
418					

Column	A	B	C	D	E
Line #	**RunId**	**UnitCategory**	**UnitDescription**	**Year**	**UnitGeneration: : (MWH)**
419	[redacted]				
420					
421					
422					
423					
424					
425					
426					
427					
428					
429					
430					
431					
432					
433					
434					
435					
436					
437					
438					
439					
440					
441					
442					
443					
444					
445					
446					
447					
448					
449					
450					
451					
452					
453					
454					
455					
456					

Column	A	B	C	D	E
Line #	**RunId**	**UnitCategory**	**UnitDescription**	**Year**	**UnitGeneration: : (MWH)**
457	[redacted]				
458					
459					
460					
461					
462					
463					
464					
465					
466					
467					
468					
469					
470					
471					
472					
473					
474					
475					
476					
477					
478					
479					
480					
481					
482					
483					
484					
485					
486					
487					
488					
489					
490					
491					
492					
493					
494					

Column	A	B	C	D	E
Line #	**RunId**	**UnitCategory**	**UnitDescription**	**Year**	**UnitGeneration: : (MWH)**
495	[redacted]				
496					
497					
498					
499					
500					
501					
502					
503					
504					
505					
506					
507					
508					
509					
510					
511					
512					
513					
514					
515					
516					
517					
518					
519					
520					
521					
522					
523					
524					
525					
526					
527					
528					
529					
530					
531					
532					

Column	A	B	C	D	E
Line #	**RunId**	**UnitCategory**	**UnitDescription**	**Year**	**UnitGeneration: : (MWH)**
533	[redacted]				
534					
535					
536					
537					
538					
539					
540					
541					
542					
543					
544					
545					
546					
547					
548					
549					
550					
551					
552					
553					
554					
555					
556					
557					
558					
559					
560					
561					
562					
563					
564					
565					
566					
567					
568					
569					
570					

Column	A	B	C	D	E
Line #	**RunId**	**UnitCategory**	**UnitDescription**	**Year**	**UnitGeneration: : (MWH)**
571	[redacted]				
572					
573					
574					
575					
576					
577					
578					
579					
580					
581					
582					
583					
584					
585					
586					
587					
588					
589					
590					
591					
592					
593					
594					
595					
596					
597					
598					
599					
600					
601					
602					
603					
604					
605					
606					
607					
608					

Column	A	B	C	D	E
Line #	**RunId**	**UnitCategory**	**UnitDescription**	**Year**	**UnitGeneration: : (MWH)**
609	[redacted]				
610					
611					
612					
613					
614					
615					
616					
617					
618					
619					
620					
621					
622					
623					
624					
625					
626					
627					
628					
629					
630					
631					
632					
633					
634					
635					
636					
637					
638					
639					
640					
641					
642					
643					
644					
645					
646					

Column	A	B	C	D	E
Line #	**RunId**	**UnitCategory**	**UnitDescription**	**Year**	**UnitGeneration: : (MWH)**
647	[redacted]				
648					
649					
650					
651					
652					
653					
654					
655					
656					
657					
658					
659					
660					
661					
662					
663					
664					
665					
666					
667					
668					
669					
670					
671					
672					
673					
674					
675					
676					
677					
678					
679					
680					
681					
682					
683					
684					

Column	A	B	C	D	E
Line #	**RunId**	**UnitCategory**	**UnitDescription**	**Year**	**UnitGeneration: : (MWH)**
685	[redacted]				
686					
687					
688					
689					
690					
691					
692					
693					
694					
695					
696					
697					
698					
699					
700					
701					
702					
703					
704					
705					
706					
707					
708					
709					
710					
711					
712					
713					
714					
715					
716					
717					
718					
719					
720					
721					
722					

Column	A	B	C	D	E
Line #	RunId	UnitCategory	UnitDescription	Year	UnitGeneration: : (MWH)
723	[redacted]				
724					
725					
[redacted]					
727					
728					
729					
730					
731					
732					
733					
734					
735					
736					
737					
738					
739					
740					
741					
742					
743					
744					
745					
746					
747					
748					
749					
750					
751					
752					
753					
754					
755					
756					
757					
758					
759					
760					

Column	A	B	C	D	E
Line #	**RunId**	**UnitCategory**	**UnitDescription**	**Year**	**UnitGeneration: : (MWH)**
761	[redacted]				
762					
763					
764					
765					
766					
767					
768					
769					
770					
771					
772					
773					
774					
775					
776					
777					
778					
779					
780					
781					
782					
783					
784					
785					
786					
787					
788					
789					
790					
791					
792					
793					
794					
795					
796					
797					
798					

Column	A	B	C	D	E
Line #	RunId	UnitCategory	UnitDescription	Year	UnitGeneration: : (MWH)
799	[redacted]				
800					
801					
802					
803					
804					
805					
806					
807					
808					
809					
810					
811					
812					
813					
814					
815					
816					
817					
818					
819					
820					
821					
822					
823					
824					
825					
826					
827					
828					
829					
830					
831					
832					
833					
834					
835					
836					

Column	A	B	C	D	E
Line #	**RunId**	**UnitCategory**	**UnitDescription**	**Year**	**UnitGeneration: : (MWH)**
837	[redacted]				
838					
839					
840					
841					
842					
843					
844					
845					
846					
847					
848					
849					
850					
851					
852					
853					
854					
855					
856					
857					
858					
859					
860					
861					
862					
863					
864					
865					
866					
867					
868					
869					
870					
871					
872					
873					
874					

Column	A	B	C	D	E
Line #	**RunId**	**UnitCategory**	**UnitDescription**	**Year**	**UnitGeneration: : (MWH)**
875	[redacted]				
876					
877					
878					
879					
880					
881					
882					
883					
884					
885					
886					
887					
888					
889					
890					
891					
892					
893					
894					
895					
896					
897					
898					
899					
900					
901					
902					
903					
904					
905					
906					
907					
908					
909					
910					
911					
912					

Column	A	B	C	D	E
Line #	**RunId**	**UnitCategory**	**UnitDescription**	**Year**	**UnitGeneration: : (MWH)**
913	[redacted]				
914					
915					
916					
917					
918					
919					
920					
921					
922					
923					
924					
925					
926					
927					
928					
929					
930					
931					
932					
933					
934					
935					
936					
937					
938					
939					
940					
941					
942					
943					
944					
945					
946					
947					
948					
949					
950					

Column	A	B	C	D	E
Line #	**RunId**	**UnitCategory**	**UnitDescription**	**Year**	**UnitGeneration: : (MWH)**
951	[redacted]				
952					
953					
954					
955					
956					
957					
958					
959					
960					
961					
962					
963					
964					
965					
966					
967					
968					
969					
970					
971					
972					
973					
974					
975					
976					
977					
978					
979					
980					
981					
982					
983					
984					
985					
986					
987					
988					

Column	A	B	C	D	E
Line #	**RunId**	**UnitCategory**	**UnitDescription**	**Year**	**UnitGeneration: : (MWH)**
989	[redacted]				
990					
991					
992					
993					
994					
995					
996					
997					
998					
999					
1000					
1001					
1002					
1003					
1004					
1005					
1006					
1007					
1008					
1009					
1010					
1011					
1012					
1013					
1014					
1015					
1016					
1017					
1018					
1019					
1020					
1021					
1022					
1023					
1024					
1025					
1026					

Column	A	B	C	D	E
Line #	**RunId**	**UnitCategory**	**UnitDescription**	**Year**	**UnitGeneration: : (MWH)**
1027	[redacted]				
1028					
1029					
1030					
1031					
1032					
1033					
1034					
1035					
1036					
1037					
1038					
1039					
1040					
1041					
1042					
1043					
1044					
1045					
1046					
1047					
1048					
1049					
1050					
1051					
1052					
1053					
1054					
1055					
1056					
1057					
1058					
1059					
1060					
1061					
1062					
1063					
1064					

Column	A	B	C	D	E
Line #	RunId	UnitCategory	UnitDescription	Year	UnitGeneration: : (MWH)
1065	[redacted]				
1066					
1067					
1068					
1069					
1070					
1071					
1072					
1073					
1074					
1075					
1076					
1077					
1078					
1079					
1080					
1081					
1082					
1083					
1084					
1085					
1086					
1087					
1088					
1089					
1090					
1091					
1092					
1093					
1094					
1095					
1096					
1097					
1098					
1099					
1100					
1101					
1102					

Column	A	B	C	D	E
Line #	**RunId**	**UnitCategory**	**UnitDescription**	**Year**	**UnitGeneration: : (MWH)**
1103	[redacted]				
1104					
1105					
1106					
1107					
1108					
1109					
1110					
1111					
1112					
1113					
1114					
1115					
1116					
1117					
1118					
1119					
1120					
1121					
1122					
1123					
1124					
1125					
1126					
1127					
1128					
1129					
1130					
1131					
1132					
1133					
1134					
1135					
1136					
1137					
1138					
1139					
1140					

Column	A	B	C	D	E
Line #	**RunId**	**UnitCategory**	**UnitDescription**	**Year**	**UnitGeneration: : (MWH)**
1141	[redacted]				
1142					
1143					
1144					
1145					
1146					
1147					
1148					
1149					
1150					
1151					
1152					
1153					
1154					
1155					
1156					
1157					
1158					
1159					
1160					
1161					
1162					
1163					
1164					
1165					
1166					
1167					
1168					
1169					
1170					
1171					
1172					
1173					
1174					
1175					
1176					
1177					
1178					

Column	A	B	C	D	E
Line #	**RunId**	**UnitCategory**	**UnitDescription**	**Year**	**UnitGeneration: : (MWH)**
1179	[redacted]				
1180					
1181					
1182					
1183					
1184					
1185					
1186					
1187					
1188					
1189					
1190					
1191					
1192					
1193					
1194					
1195					
1196					
1197					
1198					
1199					
1200					
1201					
1202					
1203					
1204					
1205					
1206					
1207					
1208					
1209					
1210					
1211					
1212					
1213					
1214					
1215					
1216					

Column	A	B	C	D	E
Line #	**RunId**	**UnitCategory**	**UnitDescription**	**Year**	**UnitGeneration: : (MWH)**
1217	[redacted]				
1218					
1219					
1220					
1221					
1222					
1223					
1224					
1225					
1226					
1227					
1228					
1229					
1230					
1231					
1232					
1233					
1234					
1235					
1236					
1237					
1238					
1239					
1240					
1241					
1242					
1243					
1244					
1245					
1246					
1247					
1248					
1249					
1250					
1251					
1252					
1253					
1254					

Column	A	B	C	D	E
Line #	**RunId**	**UnitCategory**	**UnitDescription**	**Year**	**UnitGeneration: : (MWH)**
1255	[redacted]				
1256					
1257					
1258					
1259					
1260					
1261					
1262					
1263					
1264					
1265					
1266					
1267					
1268					
1269					
1270					
1271					
1272					
1273					
1274					
1275					
1276					
1277					
1278					
1279					
1280					
1281					
1282					
1283					
1284					
1285					
1286					
1287					
1288					
1289					
1290					
1291					
1292					

Column	A	B	C	D	E
Line #	**RunId**	**UnitCategory**	**UnitDescription**	**Year**	**UnitGeneration: : (MWH)**
1293	[redacted]				
1294					
1295					
1296					
1297					
1298					
1299					
1300					
1301					
1302					
1303					
1304					
1305					
1306					
1307					
1308					
1309					
1310					
1311					
1312					
1313					
1314					
1315					
1316					
1317					
1318					
1319					
1320					
1321					
1322					
1323					
1324					
1325					
1326					
1327					
1328					
1329					
1330					

Column	A	B	C	D	E
Line #	**RunId**	**UnitCategory**	**UnitDescription**	**Year**	**UnitGeneration: : (MWH)**
1331	[redacted]				
1332					
1333					
1334					
1335					
1336					
1337					
1338					
1339					
1340					
1341					
1342					
1343					
1344					
1345					
1346					
1347					
1348					
1349					
1350					
1351					
1352					
1353					
1354					
1355					
1356					
1357					
1358					
1359					
1360					
1361					
1362					
1363					
1364					
1365					
1366					
1367					
1368					

Column	A	B	C	D	E
Line #	**RunId**	**UnitCategory**	**UnitDescription**	**Year**	**UnitGeneration: : (MWH)**
1369	[redacted]				
1370					
1371					
1372					
1373					
1374					
1375					
1376					
1377					
1378					
1379					
1380					
1381					
1382					
1383					
1384					
1385					
1386					
1387					
1388					
1389					
1390					
1391					
1392					
1393					
1394					
1395					
1396					
1397					
1398					
1399					
1400					
1401					
1402					
1403					
1404					
1405					
1406					

Column	A	B	C	D	E
Line #	**RunId**	**UnitCategory**	**UnitDescription**	**Year**	**UnitGeneration: : (MWH)**
1407	[redacted]				
1408					
1409					
1410					
1411					
1412					
1413					
1414					
1415					
1416					
1417					
1418					
1419					
1420					
1421					
1422					
1423					
1424					
1425					
1426					
1427					
1428					
1429					
1430					
1431					
1432					
1433					
1434					
1435					
1436					
1437					
1438					
1439					
1440					
1441					
1442					
1443					
1444					

Column	A	B	C	D	E
Line #	**RunId**	**UnitCategory**	**UnitDescription**	**Year**	**UnitGeneration: : (MWH)**
1445	[redacted]				
1446					
1447					
1448					
1449					
1450					
1451					
1452					
1453					
1454					
1455					
1456					
1457					
1458					
1459					
1460					
1461					
1462					
1463					
1464					
1465					
1466					
1467					
1468					
1469					
1470					
1471					
1472					
1473					
1474					
1475					
1476					
1477					
1478					
1479					
1480					
1481					
1482					

Column	A	B	C	D	E
Line #	**RunId**	**UnitCategory**	**UnitDescription**	**Year**	**UnitGeneration: : (MWH)**
1483	[redacted]				
1484					
1485					
1486					
1487					
1488					
1489					
1490					
1491					
1492					
1493					
1494					
1495					
1496					
1497					
1498					
1499					
1500					
1501					
1502					
1503					
1504					
1505					
1506					
1507					
1508					
1509					
1510					
1511					
1512					
1513					
1514					
1515					
1516					
1517					
1518					
1519					
1520					

Column	A	B	C	D	E
Line #	**RunId**	**UnitCategory**	**UnitDescription**	**Year**	**UnitGeneration: : (MWH)**
1521	[redacted]				
1522					
1523					
1524					
1525					
1526					
1527					
1528					
1529					
1530					
1531					
1532					
1533					
1534					
1535					
1536					
1537					
1538					
1539					
1540					
1541					
1542					
1543					
1544					
1545					
1546					
1547					
1548					
1549					
1550					
1551					
1552					
1553					
1554					
1555					
1556					
1557					
1558					

Column	A	B	C	D	E
Line #	**RunId**	**UnitCategory**	**UnitDescription**	**Year**	**UnitGeneration: : (MWH)**
1559	[redacted]				
1560					
1561					
1562					
1563					
1564					
1565					
1566					
1567					
1568					
1569					
1570					
1571					
1572					
1573					
1574					
1575					
1576					
1577					
1578					
1579					
1580					
1581					
1582					
1583					
1584					
1585					
1586					
1587					
1588					
1589					
1590					
1591					
1592					
1593					
1594					
1595					
1596					

Column	A	B	C	D	E
Line #	**RunId**	**UnitCategory**	**UnitDescription**	**Year**	**UnitGeneration: : (MWH)**
1597	[redacted]				
1598					
1599					
1600					
1601					
1602					
1603					
1604					
1605					
1606					
1607					
1608					
1609					
1610					
1611					
1612					
1613					
1614					
1615					
1616					
1617					
1618					
1619					
1620					
1621					
1622					
1623					
1624					
1625					
1626					
1627					
1628					
1629					
1630					
1631					
1632					
1633					
1634					

Column	A	B	C	D	E
Line #	**RunId**	**UnitCategory**	**UnitDescription**	**Year**	**UnitGeneration: : (MWH)**
1635	[redacted]				
1636					
1637					
1638					
1639					
1640					
1641					
1642					
1643					
1644					
1645					
1646					
1647					
1648					
1649					
1650					
1651					
1652					
1653					
1654					
1655					
1656					
1657					
1658					
1659					
1660					
1661					
1662					
1663					
1664					
1665					
1666					
1667					
1668					
1669					
1670					
1671					
1672					

Column	A	B	C	D	E
Line #	**RunId**	**UnitCategory**	**UnitDescription**	**Year**	**UnitGeneration: : (MWH)**
1673	[redacted]				
1674					
1675					
1676					
1677					
1678					
1679					
1680					
1681					
1682					
1683					
1684					
1685					
1686					
1687					
1688					
1689					
1690					
1691					
1692					
1693					
1694					
1695					
1696					
1697					
1698					
1699					
1700					
1701					
1702					
1703					
1704					
1705					
1706					
1707					
1708					
1709					
1710					

Column	A	B	C	D	E
Line #	**RunId**	**UnitCategory**	**UnitDescription**	**Year**	**UnitGeneration: : (MWH)**
1711	[redacted]				
1712					
1713					
1714					
1715					
1716					
1717					
1718					
1719					
1720					
1721					
1722					
1723					
1724					
1725					
1726					
1727					
1728					
1729					
1730					
1731					
1732					
1733					
1734					
1735					
1736					
1737					
1738					
1739					
1740					
1741					
1742					
1743					
1744					
1745					
1746					
1747					
1748					

Column	A	B	C	D	E
Line #	**RunId**	**UnitCategory**	**UnitDescription**	**Year**	**UnitGeneration: : (MWH)**
1749	[redacted]				
1750					
1751					
1752					
1753					
1754					
1755					
1756					
1757					
1758					
1759					
1760					
1761					
1762					
1763					
1764					
1765					
1766					
1767					
1768					
1769					
1770					
1771					
1772					
1773					
1774					
1775					
1776					
1777					
1778					
1779					
1780					
1781					
1782					
1783					
1784					
1785					
1786					

Column	A	B	C	D	E
Line #	**RunId**	**UnitCategory**	**UnitDescription**	**Year**	**UnitGeneration: : (MWH)**
1787	[redacted]				
1788					
1789					
1790					
1791					
1792					
1793					
1794					
1795					
1796					
1797					
1798					
1799					
1800					
1801					
1802					
1803					
1804					
1805					
1806					
1807					
1808					
1809					
1810					
1811					
1812					
1813					
1814					
1815					
1816					
1817					
1818					
1819					
1820					
1821					
1822					
1823					
1824					

Column	A	B	C	D	E
Line #	**RunId**	**UnitCategory**	**UnitDescription**	**Year**	**UnitGeneration: : (MWH)**
1825	[redacted]				
1826					
1827					
1828					
1829					
1830					
1831					
1832					
1833					
1834					
1835					
1836					
1837					
1838					
1839					
1840					
1841					
1842					
1843					
1844					
1845					
1846					
1847					
1848					
1849					
1850					
1851					
1852					
1853					
1854					
1855					
1856					
1857					
1858					
1859					
1860					
1861					
1862					

Column	A	B	C	D	E
Line #	RunId	UnitCategory	UnitDescription	Year	UnitGeneration: : (MWH)
1863	[redacted]				
1864					
1865					
1866					
1867					
1868					
1869					
1870					
1871					
1872					
1873					
1874					
1875					
1876					
1877					
1878					
1879					
1880					
1881					
1882					
1883					
1884					
1885					
1886					
1887					
1888					
1889					
1890					
1891					
1892					
1893					
1894					
1895					
1896					
1897					
1898					
1899					
1900					

Column	A	B	C	D	E
Line #	**RunId**	**UnitCategory**	**UnitDescription**	**Year**	**UnitGeneration: : (MWH)**
1901	[redacted]				
1902					
1903					
1904					
1905					
1906					
1907					
1908					
1909					
1910					
1911					
1912					
1913					
1914					
1915					
1916					
1917					
1918					
1919					
1920					
1921					
1922					
1923					
1924					
1925					
1926					
1927					
1928					
1929					
1930					
1931					
1932					
1933					
1934					
1935					
1936					
1937					
1938					

Column	A	B	C	D	E
Line #	**RunId**	**UnitCategory**	**UnitDescription**	**Year**	**UnitGeneration: : (MWH)**
1939	[redacted]				
1940					
1941					
1942					
1943					
1944					
1945					
1946					
1947					
1948					
1949					
1950					
1951					
1952					
1953					
1954					
1955					
1956					
1957					
1958					
1959					
1960					
1961					
1962					
1963					
1964					
1965					
1966					
1967					
1968					
1969					
1970					
1971					
1972					
1973					
1974					
1975					
1976					

Column	A	B	C	D	E
Line #	RunId	UnitCategory	UnitDescription	Year	UnitGeneration: : (MWH)
1977	[redacted]				
1978					
1979					
1980					
1981					
1982					
1983					
1984					
1985					
1986					
1987					
1988					
1989					
1990					
1991					
1992					
1993					
1994					
1995					
1996					
1997					
1998					
1999					
2000					
2001					
2002					
2003					
2004					
2005					
2006					
2007					
2008					

Column	F	G	H	I
Line #	**TotVarProdCostByUnit: : ($)**	**UnitEmissions: NOX: (LBS)**	**UnitEmissions: RGGICO2: (LBS)**	**UnitEmissions: SOX: (LBS)**
1	[redacted]			
2				
3				
4				
5				
6				
7				
8				
9				
10				
11				
12				
13				
14				
15				
16				
17				
18				
19				
20				
21				
22				
23				
24				
25				
26				
27				
28				
29				
30				
31				
32				
33				
34				
35				
36				
37				
38				

Column	F	G	H	I
Line #	**TotVarProdCostByUnit: : ($)**	**UnitEmissions: NOX: (LBS)**	**UnitEmissions: RGGICO2: (LBS)**	**UnitEmissions: SOX: (LBS)**
39	[redacted]			
40				
41				
42				
43				
44				
45				
46				
47				
48				
49				
50				
51				
52				
53				
54				
55				
56				
57				
58				
59				
60				
61				
62				
63				
64				
65				
66				
67				
68				
69				
70				
71				
72				
73				
74				
75				
76				

Column	F	G	H	I
Line #	**TotVarProdCostByUnit: : ($)**	**UnitEmissions: NOX: (LBS)**	**UnitEmissions: RGGICO2: (LBS)**	**UnitEmissions: SOX: (LBS)**
77	[redacted]			
78				
79				
80				
81				
82				
83				
84				
85				
86				
87				
88				
89				
90				
91				
92				
93				
94				
95				
96				
97				
98				
99				
100				
101				
102				
103				
104				
105				
106				
107				
108				
109				
110				
111				
112				
113				
114				

Column	F	G	H	I
Line #	**TotVarProdCostByUnit: : ($)**	**UnitEmissions: NOX: (LBS)**	**UnitEmissions: RGGICO2: (LBS)**	**UnitEmissions: SOX: (LBS)**
115	[redacted]			
116				
117				
118				
119				
120				
121				
122				
123				
124				
125				
126				
127				
128				
129				
130				
131				
132				
133				
134				
135				
136				
137				
138				
139				
140				
141				
142				
143				
144				
145				
146				
147				
148				
149				
150				
151				
152				

Column	F	G	H	I
Line #	**TotVarProdCostByUnit: : ($)**	**UnitEmissions: NOX: (LBS)**	**UnitEmissions: RGGICO2: (LBS)**	**UnitEmissions: SOX: (LBS)**
153	[redacted]			
154				
155				
156				
157				
158				
159				
160				
161				
162				
163				
164				
165				
166				
167				
168				
169				
170				
171				
172				
173				
174				
175				
176				
177				
178				
179				
180				
181				
182				
183				
184				
185				
186				
187				
188				
189				
190				

Column	F	G	H	I
Line #	**TotVarProdCostByUnit: : ($)**	**UnitEmissions: NOX: (LBS)**	**UnitEmissions: RGGICO2: (LBS)**	**UnitEmissions: SOX: (LBS)**
191	[redacted]			
192				
193				
194				
195				
196				
197				
198				
199				
200				
201				
202				
203				
204				
205				
206				
207				
208				
209				
210				
211				
212				
213				
214				
215				
216				
217				
218				
219				
220				
221				
222				
223				
224				
225				
226				
227				
228				

Column	F	G	H	I
Line #	**TotVarProdCostByUnit: : ($)**	**UnitEmissions: NOX: (LBS)**	**UnitEmissions: RGGICO2: (LBS)**	**UnitEmissions: SOX: (LBS)**
229	[redacted]			
230				
231				
232				
233				
234				
235				
236				
237				
238				
239				
240				
241				
242				
243				
244				
245				
246				
247				
248				
249				
250				
251				
252				
253				
254				
255				
256				
257				
258				
259				
260				
261				
262				
263				
264				
265				
266				

Column	F	G	H	I
Line #	**TotVarProdCostByUnit: : ($)**	**UnitEmissions: NOX: (LBS)**	**UnitEmissions: RGGICO2: (LBS)**	**UnitEmissions: SOX: (LBS)**
267	[redacted]			
268				
269				
270				
271				
272				
273				
274				
275				
276				
277				
278				
279				
280				
281				
282				
283				
284				
285				
286				
287				
288				
289				
290				
291				
292				
293				
294				
295				
296				
297				
298				
299				
300				
301				
302				
303				
304				

Column	F	G	H	I
Line #	TotVarProdCostByUnit: : ($)	UnitEmissions: NOX: (LBS)	UnitEmissions: RGGICO2: (LBS)	UnitEmissions: SOX: (LBS)
305	[redacted]			
306				
307				
308				
309				
310				
311				
312				
313				
314				
315				
316				
317				
318				
319				
320				
321				
322				
323				
324				
325				
326				
327				
328				
329				
330				
331				
332				
333				
334				
335				
336				
337				
338				
339				
340				
341				
342				

Column	F	G	H	I
Line #	**TotVarProdCostByUnit: : ($)**	**UnitEmissions: NOX: (LBS)**	**UnitEmissions: RGGICO2: (LBS)**	**UnitEmissions: SOX: (LBS)**
343	[redacted]			
344				
345				
346				
347				
348				
349				
350				
351				
352				
353				
354				
355				
356				
357				
358				
359				
360				
361				
362				
363				
364				
365				
366				
367				
368				
369				
370				
371				
372				
373				
374				
375				
376				
377				
378				
379				
380				

Column	F	G	H	I
Line #	**TotVarProdCostByUnit: : ($)**	**UnitEmissions: NOX: (LBS)**	**UnitEmissions: RGGICO2: (LBS)**	**UnitEmissions: SOX: (LBS)**
381	[redacted]			
382				
383				
384				
385				
386				
387				
388				
389				
390				
391				
392				
393				
394				
395				
396				
397				
398				
399				
400				
401				
402				
403				
404				
405				
406				
407				
408				
409				
410				
411				
412				
413				
414				
415				
416				
417				
418				

Column	F	G	H	I
Line #	TotVarProdCostByUnit: : ($)	UnitEmissions: NOX: (LBS)	UnitEmissions: RGGICO2: (LBS)	UnitEmissions: SOX: (LBS)
419	[redacted]			
420				
421				
422				
423				
424				
425				
426				
427				
428				
429				
430				
431				
432				
433				
434				
435				
436				
437				
438				
439				
440				
441				
442				
443				
444				
445				
446				
447				
448				
449				
450				
451				
452				
453				
454				
455				
456				

Column	F	G	H	I
Line #	TotVarProdCostByUnit: : ($)	UnitEmissions: NOX: (LBS)	UnitEmissions: RGGICO2: (LBS)	UnitEmissions: SOX: (LBS)
457	[redacted]			
458				
459				
460				
461				
462				
463				
464				
465				
466				
467				
468				
469				
470				
471				
472				
473				
474				
475				
476				
477				
478				
479				
480				
481				
482				
483				
484				
485				
486				
487				
488				
489				
490				
491				
492				
493				
494				

Column	F	G	H	I
Line #	**TotVarProdCostByUnit: : ($)**	**UnitEmissions: NOX: (LBS)**	**UnitEmissions: RGGICO2: (LBS)**	**UnitEmissions: SOX: (LBS)**
495	[redacted]			
496				
497				
498				
499				
500				
501				
502				
503				
504				
505				
506				
507				
508				
509				
510				
511				
512				
513				
514				
515				
516				
517				
518				
519				
520				
521				
522				
523				
524				
525				
526				
527				
528				
529				
530				
531				
532				

Column	F	G	H	I
Line #	**TotVarProdCostByUnit: : ($)**	**UnitEmissions: NOX: (LBS)**	**UnitEmissions: RGGICO2: (LBS)**	**UnitEmissions: SOX: (LBS)**
533	[redacted]			
534				
535				
536				
537				
538				
539				
540				
541				
542				
543				
544				
545				
546				
547				
548				
549				
550				
551				
552				
553				
554				
555				
556				
557				
558				
559				
560				
561				
562				
563				
564				
565				
566				
567				
568				
569				
570				

Column	F	G	H	I
Line #	**TotVarProdCostByUnit: : ($)**	**UnitEmissions: NOX: (LBS)**	**UnitEmissions: RGGICO2: (LBS)**	**UnitEmissions: SOX: (LBS)**
571	[redacted]			
572				
573				
574				
575				
576				
577				
578				
579				
580				
581				
582				
583				
584				
585				
586				
587				
588				
589				
590				
591				
592				
593				
594				
595				
596				
597				
598				
599				
600				
601				
602				
603				
604				
605				
606				
607				
608				

Column	F	G	H	I
Line #	**TotVarProdCostByUnit: : ($)**	**UnitEmissions: NOX: (LBS)**	**UnitEmissions: RGGICO2: (LBS)**	**UnitEmissions: SOX: (LBS)**
609	[redacted]			
610				
611				
612				
613				
614				
615				
616				
617				
618				
619				
620				
621				
622				
623				
624				
625				
626				
627				
628				
629				
630				
631				
632				
633				
634				
635				
636				
637				
638				
639				
640				
641				
642				
643				
644				
645				
646				

Column	F	G	H	I
Line #	**TotVarProdCostByUnit: : ($)**	**UnitEmissions: NOX: (LBS)**	**UnitEmissions: RGGICO2: (LBS)**	**UnitEmissions: SOX: (LBS)**
647	[redacted]			
648				
649				
650				
651				
652				
653				
654				
655				
656				
657				
658				
659				
660				
661				
662				
663				
664				
665				
666				
667				
668				
669				
670				
671				
672				
673				
674				
675				
676				
677				
678				
679				
680				
681				
682				
683				
684				

Column	F	G	H	I
Line #	**TotVarProdCostByUnit: : ($)**	**UnitEmissions: NOX: (LBS)**	**UnitEmissions: RGGICO2: (LBS)**	**UnitEmissions: SOX: (LBS)**
685	[redacted]			
686				
687				
688				
689				
690				
691				
692				
693				
694				
695				
696				
697				
698				
699				
700				
701				
702				
703				
704				
705				
706				
707				
708				
709				
710				
711				
712				
713				
714				
715				
716				
717				
718				
719				
720				
721				
722				

Column	F	G	H	I
Line #	TotVarProdCostByUnit: : ($)	UnitEmissions: NOX: (LBS)	UnitEmissions: RGGICO2: (LBS)	UnitEmissions: SOX: (LBS)
723	[redacted]			
724				
725				
726				
727				
728				
729				
730				
731				
732				
733				
734				
735				
736				
737				
738				
739				
740				
741				
742				
743				
744				
745				
746				
747				
748				
749				
750				
751				
752				
753				
754				
755				
756				
757				
758				
759				
760				

Column	F	G	H	I
Line #	TotVarProdCostByUnit: : ($)	UnitEmissions: NOX: (LBS)	UnitEmissions: RGGICO2: (LBS)	UnitEmissions: SOX: (LBS)
761	[redacted]			
762				
763				
764				
765				
766				
767				
768				
769				
770				
771				
772				
773				
774				
775				
776				
777				
778				
779				
780				
781				
782				
783				
784				
785				
786				
787				
788				
789				
790				
791				
792				
793				
794				
795				
796				
797				
798				

Column	F	G	H	I
Line #	**TotVarProdCostByUnit: : ($)**	**UnitEmissions: NOX: (LBS)**	**UnitEmissions: RGGICO2: (LBS)**	**UnitEmissions: SOX: (LBS)**
799	[redacted]			
800				
801				
802				
803				
804				
805				
806				
807				
808				
809				
810				
811				
812				
813				
814				
815				
816				
817				
818				
819				
820				
821				
822				
823				
824				
825				
826				
827				
828				
829				
830				
831				
832				
833				
834				
835				
836				

Column	F	G	H	I
Line #	**TotVarProdCostByUnit: : ($)**	**UnitEmissions: NOX: (LBS)**	**UnitEmissions: RGGICO2: (LBS)**	**UnitEmissions: SOX: (LBS)**
837	[redacted]			
838				
839				
840				
841				
842				
843				
844				
845				
846				
847				
848				
849				
850				
851				
852				
853				
854				
855				
856				
857				
858				
859				
860				
861				
862				
863				
864				
865				
866				
867				
868				
869				
870				
871				
872				
873				
874				

Column	F	G	H	I
Line #	**TotVarProdCostByUnit: : ($)**	**UnitEmissions: NOX: (LBS)**	**UnitEmissions: RGGICO2: (LBS)**	**UnitEmissions: SOX: (LBS)**
875	[redacted]			
876				
877				
878				
879				
880				
881				
882				
883				
884				
885				
886				
887				
888				
889				
890				
891				
892				
893				
894				
895				
896				
897				
898				
899				
900				
901				
902				
903				
904				
905				
906				
907				
908				
909				
910				
911				
912				

REDACTED

Column	F	G	H	I
Line #	TotVarProdCostByUnit: : ($)	UnitEmissions: NOX: (LBS)	UnitEmissions: RGGICO2: (LBS)	UnitEmissions: SOX: (LBS)
913	[redacted]			
914				
915				
916				
917				
918				
919				
920				
921				
922				
923				
924				
925				
926				
927				
928				
929				
930				
931				
932				
933				
934				
935				
936				
937				
938				
939				
940				
941				
942				
943				
944				
945				
946				
947				
948				
949				
950				

Column	F	G	H	I
Line #	**TotVarProdCostByUnit: : ($)**	**UnitEmissions: NOX: (LBS)**	**UnitEmissions: RGGICO2: (LBS)**	**UnitEmissions: SOX: (LBS)**
951	[redacted]			
952				
953				
954				
955				
956				
957				
958				
959				
960				
961				
962				
963				
964				
965				
966				
967				
968				
969				
970				
971				
972				
973				
974				
975				
976				
977				
978				
979				
980				
981				
982				
983				
984				
985				
986				
987				
988				

Column	F	G	H	I
Line #	TotVarProdCostByUnit: : ($)	UnitEmissions: NOX: (LBS)	UnitEmissions: RGGICO2: (LBS)	UnitEmissions: SOX: (LBS)
989	[redacted]			
990				
991				
992				
993				
994				
995				
996				
997				
998				
999				
1000				
1001				
1002				
1003				
1004				
1005				
1006				
1007				
1008				
1009				
1010				
1011				
1012				
1013				
1014				
1015				
1016				
1017				
1018				
1019				
1020				
1021				
1022				
1023				
1024				
1025				
1026				

Column	F	G	H	I
Line #	**TotVarProdCostByUnit: : ($)**	**UnitEmissions: NOX: (LBS)**	**UnitEmissions: RGGICO2: (LBS)**	**UnitEmissions: SOX: (LBS)**
1027	[redacted]			
1028				
1029				
1030				
1031				
1032				
1033				
1034				
1035				
1036				
1037				
1038				
1039				
1040				
1041				
1042				
1043				
1044				
1045				
1046				
1047				
1048				
1049				
1050				
1051				
1052				
1053				
1054				
1055				
1056				
1057				
1058				
1059				
1060				
1061				
1062				
1063				
1064				

Column	F	G	H	I
Line #	**TotVarProdCostByUnit: : ($)**	**UnitEmissions: NOX: (LBS)**	**UnitEmissions: RGGICO2: (LBS)**	**UnitEmissions: SOX: (LBS)**
1065	[redacted]			
1066				
1067				
1068				
1069				
1070				
1071				
1072				
1073				
1074				
1075				
1076				
1077				
1078				
1079				
1080				
1081				
1082				
1083				
1084				
1085				
1086				
1087				
1088				
1089				
1090				
1091				
1092				
1093				
1094				
1095				
1096				
1097				
1098				
1099				
1100				
1101				
1102				

Column	F	G	H	I
Line #	**TotVarProdCostByUnit: : ($)**	**UnitEmissions: NOX: (LBS)**	**UnitEmissions: RGGICO2: (LBS)**	**UnitEmissions: SOX: (LBS)**
1103	[redacted]			
1104				
1105				
1106				
1107				
1108				
1109				
1110				
1111				
1112				
1113				
1114				
1115				
1116				
1117				
1118				
1119				
1120				
1121				
1122				
1123				
1124				
1125				
1126				
1127				
1128				
1129				
1130				
1131				
1132				
1133				
1134				
1135				
1136				
1137				
1138				
1139				
1140				

Column	F	G	H	I
Line #	**TotVarProdCostByUnit: : ($)**	**UnitEmissions: NOX: (LBS)**	**UnitEmissions: RGGICO2: (LBS)**	**UnitEmissions: SOX: (LBS)**
1141	[redacted]			
1142				
1143				
1144				
1145				
1146				
1147				
1148				
1149				
1150				
1151				
1152				
1153				
1154				
1155				
1156				
1157				
1158				
1159				
1160				
1161				
1162				
1163				
1164				
1165				
1166				
1167				
1168				
1169				
1170				
1171				
1172				
1173				
1174				
1175				
1176				
1177				
1178				

Column	F	G	H	I
Line #	TotVarProdCostByUnit: : ($)	UnitEmissions: NOX: (LBS)	UnitEmissions: RGGICO2: (LBS)	UnitEmissions: SOX: (LBS)
1179	[redacted]			
1180				
1181				
1182				
1183				
1184				
1185				
1186				
1187				
1188				
1189				
1190				
1191				
1192				
1193				
1194				
1195				
1196				
1197				
1198				
1199				
1200				
1201				
1202				
1203				
1204				
1205				
1206				
1207				
1208				
1209				
1210				
1211				
1212				
1213				
1214				
1215				
1216				

Column	F	G	H	I
Line #	**TotVarProdCostByUnit: : ($)**	**UnitEmissions: NOX: (LBS)**	**UnitEmissions: RGGICO2: (LBS)**	**UnitEmissions: SOX: (LBS)**
1217	[redacted]			
1218				
1219				
1220				
1221				
1222				
1223				
1224				
1225				
1226				
1227				
1228				
1229				
1230				
1231				
1232				
1233				
1234				
1235				
1236				
1237				
1238				
1239				
1240				
1241				
1242				
1243				
1244				
1245				
1246				
1247				
1248				
1249				
1250				
1251				
1252				
1253				
1254				

Column	F	G	H	I
Line #	TotVarProdCostByUnit: : ($)	UnitEmissions: NOX: (LBS)	UnitEmissions: RGGICO2: (LBS)	UnitEmissions: SOX: (LBS)
1255	[redacted]			
1256				
1257				
1258				
1259				
1260				
1261				
1262				
1263				
1264				
1265				
1266				
1267				
1268				
1269				
1270				
1271				
1272				
1273				
1274				
1275				
1276				
1277				
1278				
1279				
1280				
1281				
1282				
1283				
1284				
1285				
1286				
1287				
1288				
1289				
1290				
1291				
1292				

Column	F	G	H	I
Line #	**TotVarProdCostByUnit: : ($)**	**UnitEmissions: NOX: (LBS)**	**UnitEmissions: RGGICO2: (LBS)**	**UnitEmissions: SOX: (LBS)**
1293	[redacted]			
1294				
1295				
1296				
1297				
1298				
1299				
1300				
1301				
1302				
1303				
1304				
1305				
1306				
1307				
1308				
1309				
1310				
1311				
1312				
1313				
1314				
1315				
1316				
1317				
1318				
1319				
1320				
1321				
1322				
1323				
1324				
1325				
1326				
1327				
1328				
1329				
1330				

Column	F	G	H	I
Line #	**TotVarProdCostByUnit: : ($)**	**UnitEmissions: NOX: (LBS)**	**UnitEmissions: RGGICO2: (LBS)**	**UnitEmissions: SOX: (LBS)**
1331	[redacted]			
1332				
1333				
1334				
1335				
1336				
1337				
1338				
1339				
1340				
1341				
1342				
1343				
1344				
1345				
1346				
1347				
1348				
1349				
1350				
1351				
1352				
1353				
1354				
1355				
1356				
1357				
1358				
1359				
1360				
1361				
1362				
1363				
1364				
1365				
1366				
1367				
1368				

Column	F	G	H	I
Line #	**TotVarProdCostByUnit: : ($)**	**UnitEmissions: NOX: (LBS)**	**UnitEmissions: RGGICO2: (LBS)**	**UnitEmissions: SOX: (LBS)**
1369	[redacted]			
1370				
1371				
1372				
1373				
1374				
1375				
1376				
1377				
1378				
1379				
1380				
1381				
1382				
1383				
1384				
1385				
1386				
1387				
1388				
1389				
1390				
1391				
1392				
1393				
1394				
1395				
1396				
1397				
1398				
1399				
1400				
1401				
1402				
1403				
1404				
1405				
1406				

Column	F	G	H	I
Line #	TotVarProdCostByUnit: : ($)	UnitEmissions: NOX: (LBS)	UnitEmissions: RGGICO2: (LBS)	UnitEmissions: SOX: (LBS)
1407	[redacted]			
1408				
1409				
1410				
1411				
1412				
1413				
1414				
1415				
1416				
1417				
1418				
1419				
1420				
1421				
1422				
1423				
1424				
1425				
1426				
1427				
1428				
1429				
1430				
1431				
1432				
1433				
1434				
1435				
1436				
1437				
1438				
1439				
1440				
1441				
1442				
1443				
1444				

Column	F	G	H	I
Line #	**TotVarProdCostByUnit: : ($)**	**UnitEmissions: NOX: (LBS)**	**UnitEmissions: RGGICO2: (LBS)**	**UnitEmissions: SOX: (LBS)**
1445	[redacted]			
1446				
1447				
1448				
1449				
1450				
1451				
1452				
1453				
1454				
1455				
1456				
1457				
1458				
1459				
1460				
1461				
1462				
1463				
1464				
1465				
1466				
1467				
1468				
1469				
1470				
1471				
1472				
1473				
1474				
1475				
1476				
1477				
1478				
1479				
1480				
1481				
1482				

Column	F	G	H	I
Line #	**TotVarProdCostByUnit: : ($)**	**UnitEmissions: NOX: (LBS)**	**UnitEmissions: RGGICO2: (LBS)**	**UnitEmissions: SOX: (LBS)**
1483	[redacted]			
1484				
1485				
1486				
1487				
1488				
1489				
1490				
1491				
1492				
1493				
1494				
1495				
1496				
1497				
1498				
1499				
1500				
1501				
1502				
1503				
1504				
1505				
1506				
1507				
1508				
1509				
1510				
1511				
1512				
1513				
1514				
1515				
1516				
1517				
1518				
1519				
1520				

Column	F	G	H	I
Line #	**TotVarProdCostByUnit: : ($)**	**UnitEmissions: NOX: (LBS)**	**UnitEmissions: RGGICO2: (LBS)**	**UnitEmissions: SOX: (LBS)**
1521	[redacted]			
1522				
1523				
1524				
1525				
1526				
1527				
1528				
1529				
1530				
1531				
1532				
1533				
1534				
1535				
1536				
1537				
1538				
1539				
1540				
1541				
1542				
1543				
1544				
1545				
1546				
1547				
1548				
1549				
1550				
1551				
1552				
1553				
1554				
1555				
1556				
1557				
1558				

Column	F	G	H	I
Line #	**TotVarProdCostByUnit: : ($)**	**UnitEmissions: NOX: (LBS)**	**UnitEmissions: RGGICO2: (LBS)**	**UnitEmissions: SOX: (LBS)**
1559	[redacted]			
1560				
1561				
1562				
1563				
1564				
1565				
1566				
1567				
1568				
1569				
1570				
1571				
1572				
1573				
1574				
1575				
1576				
1577				
1578				
1579				
1580				
1581				
1582				
1583				
1584				
1585				
1586				
1587				
1588				
1589				
1590				
1591				
1592				
1593				
1594				
1595				
1596				

Column	F	G	H	I
Line #	**TotVarProdCostByUnit: : ($)**	**UnitEmissions: NOX: (LBS)**	**UnitEmissions: RGGICO2: (LBS)**	**UnitEmissions: SOX: (LBS)**
1597	[redacted]			
1598				
1599				
1600				
1601				
1602				
1603				
1604				
1605				
1606				
1607				
1608				
1609				
1610				
1611				
1612				
1613				
1614				
1615				
1616				
1617				
1618				
1619				
1620				
1621				
1622				
1623				
1624				
1625				
1626				
1627				
1628				
1629				
1630				
1631				
1632				
1633				
1634				

Column	F	G	H	I
Line #	**TotVarProdCostByUnit: : ($)**	**UnitEmissions: NOX: (LBS)**	**UnitEmissions: RGGICO2: (LBS)**	**UnitEmissions: SOX: (LBS)**
1635	[redacted]			
1636				
1637				
1638				
1639				
1640				
1641				
1642				
1643				
1644				
1645				
1646				
1647				
1648				
1649				
1650				
1651				
1652				
1653				
1654				
1655				
1656				
1657				
1658				
1659				
1660				
1661				
1662				
1663				
1664				
1665				
1666				
1667				
1668				
1669				
1670				
1671				
1672				

Column	F	G	H	I
Line #	**TotVarProdCostByUnit: : ($)**	**UnitEmissions: NOX: (LBS)**	**UnitEmissions: RGGICO2: (LBS)**	**UnitEmissions: SOX: (LBS)**
1673	[redacted]			
1674				
1675				
1676				
1677				
1678				
1679				
1680				
1681				
1682				
1683				
1684				
1685				
1686				
1687				
1688				
1689				
1690				
1691				
1692				
1693				
1694				
1695				
1696				
1697				
1698				
1699				
1700				
1701				
1702				
1703				
1704				
1705				
1706				
1707				
1708				
1709				
1710				

Column	F	G	H	I
Line #	**TotVarProdCostByUnit: : ($)**	**UnitEmissions: NOX: (LBS)**	**UnitEmissions: RGGICO2: (LBS)**	**UnitEmissions: SOX: (LBS)**
1711	[redacted]			
1712				
1713				
1714				
1715				
1716				
1717				
1718				
1719				
1720				
1721				
1722				
1723				
1724				
1725				
1726				
1727				
1728				
1729				
1730				
1731				
1732				
1733				
1734				
1735				
1736				
1737				
1738				
1739				
1740				
1741				
1742				
1743				
1744				
1745				
1746				
1747				
1748				

Column	F	G	H	I
Line #	**TotVarProdCostByUnit: : ($)**	**UnitEmissions: NOX: (LBS)**	**UnitEmissions: RGGICO2: (LBS)**	**UnitEmissions: SOX: (LBS)**
1749	[redacted]			
1750				
1751				
1752				
1753				
1754				
1755				
1756				
1757				
1758				
1759				
1760				
1761				
1762				
1763				
1764				
1765				
1766				
1767				
1768				
1769				
1770				
1771				
1772				
1773				
1774				
1775				
1776				
1777				
1778				
1779				
1780				
1781				
1782				
1783				
1784				
1785				
1786				

Column	F	G	H	I
Line #	**TotVarProdCostByUnit: : ($)**	**UnitEmissions: NOX: (LBS)**	**UnitEmissions: RGGICO2: (LBS)**	**UnitEmissions: SOX: (LBS)**
1787	[redacted]			
1788				
1789				
1790				
1791				
1792				
1793				
1794				
1795				
1796				
1797				
1798				
1799				
1800				
1801				
1802				
1803				
1804				
1805				
1806				
1807				
1808				
1809				
1810				
1811				
1812				
1813				
1814				
1815				
1816				
1817				
1818				
1819				
1820				
1821				
1822				
1823				
1824				

Column	F	G	H	I
Line #	TotVarProdCostByUnit: : ($)	UnitEmissions: NOX: (LBS)	UnitEmissions: RGGICO2: (LBS)	UnitEmissions: SOX: (LBS)
1825	[redacted]			
1826				
1827				
1828				
1829				
1830				
1831				
1832				
1833				
1834				
1835				
1836				
1837				
1838				
1839				
1840				
1841				
1842				
1843				
1844				
1845				
1846				
1847				
1848				
1849				
1850				
1851				
1852				
1853				
1854				
1855				
1856				
1857				
1858				
1859				
1860				
1861				
1862				

Column	F	G	H	I
Line #	**TotVarProdCostByUnit: : ($)**	**UnitEmissions: NOX: (LBS)**	**UnitEmissions: RGGICO2: (LBS)**	**UnitEmissions: SOX: (LBS)**
1863	[redacted]			
1864				
1865				
1866				
1867				
1868				
1869				
1870				
1871				
1872				
1873				
1874				
1875				
1876				
1877				
1878				
1879				
1880				
1881				
1882				
1883				
1884				
1885				
1886				
1887				
1888				
1889				
1890				
1891				
1892				
1893				
1894				
1895				
1896				
1897				
1898				
1899				
1900				

Column	F	G	H	I
Line #	TotVarProdCostByUnit: : ($)	UnitEmissions: NOX: (LBS)	UnitEmissions: RGGICO2: (LBS)	UnitEmissions: SOX: (LBS)
1901	[redacted]			
1902				
1903				
1904				
1905				
1906				
1907				
1908				
1909				
1910				
1911				
1912				
1913				
1914				
1915				
1916				
1917				
1918				
1919				
1920				
1921				
1922				
1923				
1924				
1925				
1926				
1927				
1928				
1929				
1930				
1931				
1932				
1933				
1934				
1935				
1936				
1937				
1938				

Column	F	G	H	I
Line #	**TotVarProdCostByUnit: : ($)**	**UnitEmissions: NOX: (LBS)**	**UnitEmissions: RGGICO2: (LBS)**	**UnitEmissions: SOX: (LBS)**
1939	[redacted]			
1940				
1941				
1942				
1943				
1944				
1945				
1946				
1947				
1948				
1949				
1950				
1951				
1952				
1953				
1954				
1955				
1956				
1957				
1958				
1959				
1960				
1961				
1962				
1963				
1964				
1965				
1966				
1967				
1968				
1969				
1970				
1971				
1972				
1973				
1974				
1975				
1976				

Column	F	G	H	I
Line #	**TotVarProdCostByUnit: : ($)**	**UnitEmissions: NOX: (LBS)**	**UnitEmissions: RGGICO2: (LBS)**	**UnitEmissions: SOX: (LBS)**
1977	[redacted]			
1978				
1979				
1980				
1981				
1982				
1983				
1984				
1985				
1986				
1987				
1988				
1989				
1990				
1991				
1992				
1993				
1994				
1995				
1996				
1997				
1998				
1999				
2000				
2001				
2002				
2003				
2004				
2005				
2006				
2007				
2008				

Column	A	B	C	D	E
Line #	**RunId**	**UnitCategory**	**UnitDescription**	**Year**	**UnitGeneration: : (MWH)**
1	[redacted]				
2					
3					
4					
5					
6					
7					
8					
9					
10					
11					
12					
13					
14					
15					
16					
17					
18					
19					
20					
21					
22					
23					
24					
25					
26					
27					
28					
29					
30					
31					
32					
33					
34					
35					
36					
37					
38					

Column	A	B	C	D	E
Line #	**RunId**	**UnitCategory**	**UnitDescription**	**Year**	**UnitGeneration: : (MWH)**
39	[redacted]				
40					
41					
42					
43					
44					
45					
46					
47					
48					
49					
50					
51					
52					
53					
54					
55					
56					
57					
58					
59					
60					
61					
62					
63					
64					
65					
66					
67					
68					
69					
70					
71					
72					
73					
74					
75					
76					

Column	A	B	C	D	E
Line #	**RunId**	**UnitCategory**	**UnitDescription**	**Year**	**UnitGeneration: : (MWH)**
77	[redacted]				
78					
79					
80					
81					
82					
83					
84					
85					
86					
87					
88					
89					
90					
91					
92					
93					
94					
95					
96					
97					
98					
99					
100					
101					
102					
103					
104					
105					
106					
107					
108					
109					
110					
111					
112					
113					
114					

Column	A	B	C	D	E
Line #	**RunId**	**UnitCategory**	**UnitDescription**	**Year**	**UnitGeneration: : (MWH)**
115	[redacted]				
116					
117					
118					
119					
120					
121					
122					
123					
124					
125					
126					
127					
128					
129					
130					
131					
132					
133					
134					
135					
136					
137					
138					
139					
140					
141					
142					
143					
144					
145					
146					
147					
148					
149					
150					
151					
152					

Column	A	B	C	D	E
Line #	**RunId**	**UnitCategory**	**UnitDescription**	**Year**	**UnitGeneration: : (MWH)**
153	[redacted]				
154					
155					
156					
157					
158					
159					
160					
161					
162					
163					
164					
165					
166					
167					
168					
169					
170					
171					
172					
173					
174					
175					
176					
177					
178					
179					
180					
181					
182					
183					
184					
185					
186					
187					
188					
189					
190					

Column	A	B	C	D	E
Line #	**RunId**	**UnitCategory**	**UnitDescription**	**Year**	**UnitGeneration: : (MWH)**
191	[redacted]				
192					
193					
194					
195					
196					
197					
198					
199					
200					
201					
202					
203					
204					
205					
206					
207					
208					
209					
210					
211					
212					
213					
214					
215					
216					
217					
218					
219					
220					
221					
222					
223					
224					
225					
226					
227					
228					

Column	A	B	C	D	E
Line #	**RunId**	**UnitCategory**	**UnitDescription**	**Year**	**UnitGeneration: : (MWH)**
229	[redacted]				
230					
231					
232					
233					
234					
235					
236					
237					
238					
239					
240					
241					
242					
243					
244					
245					
246					
247					
248					
249					
250					
251					
252					
253					
254					
255					
256					
257					
258					
259					
260					
261					
262					
263					
264					
265					
266					

Column	A	B	C	D	E
Line #	**RunId**	**UnitCategory**	**UnitDescription**	**Year**	**UnitGeneration: : (MWH)**
267	[redacted]				
268					
269					
270					
271					
272					
273					
274					
275					
276					
277					
278					
279					
280					
281					
282					
283					
284					
285					
286					
287					
288					
289					
290					
291					
292					
293					
294					
295					
296					
297					
298					
299					
300					
301					
302					
303					
304					

Column	A	B	C	D	E
Line #	**RunId**	**UnitCategory**	**UnitDescription**	**Year**	**UnitGeneration: : (MWH)**
305	[redacted]				
306					
307					
308					
309					
310					
311					
312					
313					
314					
315					
316					
317					
318					
319					
320					
321					
322					
323					
324					
325					
326					
327					
328					
329					
330					
331					
332					
333					
334					
335					
336					
337					
338					
339					
340					
341					
342					

Column	A	B	C	D	E
Line #	**RunId**	**UnitCategory**	**UnitDescription**	**Year**	**UnitGeneration: : (MWH)**
343	[redacted]				
344					
345					
346					
347					
348					
349					
350					
351					
352					
353					
354					
355					
356					
357					
358					
359					
360					
361					
362					
363					
364					
365					
366					
367					
368					
369					
370					
371					
372					
373					
374					
375					
376					
377					
378					
379					
380					

Column	A	B	C	D	E
Line #	**RunId**	**UnitCategory**	**UnitDescription**	**Year**	**UnitGeneration: : (MWH)**
381	[redacted]				
382					
383					
384					
385					
386					
387					
388					
389					
390					
391					
392					
393					
394					
395					
396					
397					
398					
399					
400					
401					
402					
403					
404					
405					
406					
407					
408					
409					
410					
411					
412					
413					
414					
415					
416					
417					
418					

Column	A	B	C	D	E
Line #	RunId	UnitCategory	UnitDescription	Year	UnitGeneration: : (MWH)
419	[redacted]				
420					
421					
422					
423					
424					
425					
426					
427					
428					
429					
430					
431					
432					
433					
434					
435					
436					
437					
438					
439					
440					
441					
442					
443					
444					
445					
446					
447					
448					
449					
450					
451					
452					
453					
454					
455					
456					

Column	A	B	C	D	E
Line #	**RunId**	**UnitCategory**	**UnitDescription**	**Year**	**UnitGeneration: : (MWH)**
457	[redacted]				
458					
459					
460					
461					
462					
463					
464					
465					
466					
467					
468					
469					
470					
471					
472					
473					
474					
475					
476					
477					
478					
479					
480					
481					
482					
483					
484					
485					
486					
487					
488					
489					
490					
491					
492					
493					
494					

Column	A	B	C	D	E
Line #	RunId	UnitCategory	UnitDescription	Year	UnitGeneration: : (MWH)
495	[redacted]				
496					
497					
498					
499					
500					
501					
502					
503					
504					
505					
506					
507					
508					
509					
510					
511					
512					
513					
514					
515					
516					
517					
518					
519					
520					
521					
522					
523					
524					
525					
526					
527					
528					
529					
530					
531					
532					

Column	A	B	C	D	E
Line #	**RunId**	**UnitCategory**	**UnitDescription**	**Year**	**UnitGeneration: : (MWH)**
533	[redacted]				
534					
535					
536					
537					
538					
539					
540					
541					
542					
543					
544					
545					
546					
547					
548					
549					
550					
551					
552					
553					
554					
555					
556					
557					
558					
559					
560					
561					
562					
563					
564					
565					
566					
567					
568					
569					
570					

Column	A	B	C	D	E
Line #	**RunId**	**UnitCategory**	**UnitDescription**	**Year**	**UnitGeneration: : (MWH)**
571	[redacted]				
572					
573					
574					
575					
576					
577					
578					
579					
580					
581					
582					
583					
584					
585					
586					
587					
588					
589					
590					
591					
592					
593					
594					
595					
596					
597					
598					
599					
600					
601					
602					
603					
604					
605					
606					
607					
608					

Column	A	B	C	D	E
Line #	**RunId**	**UnitCategory**	**UnitDescription**	**Year**	**UnitGeneration: : (MWH)**
609	[redacted]				
610					
611					
612					
613					
614					
615					
616					
617					
618					
619					
620					
621					
622					
623					
624					
625					
626					
627					
628					
629					
630					
631					
632					
633					
634					
635					
636					
637					
638					
639					
640					
641					
642					
643					
644					
645					
646					

Column	A	B	C	D	E
Line #	**RunId**	**UnitCategory**	**UnitDescription**	**Year**	**UnitGeneration: : (MWH)**
647	[redacted]				
648					
649					
650					
651					
652					
653					
654					
655					
656					
657					
658					
659					
660					
661					
662					
663					
664					
665					
666					
667					
668					
669					
670					
671					
672					
673					
674					
675					
676					
677					
678					
679					
680					
681					
682					
683					
684					

Column	A	B	C	D	E
Line #	**RunId**	**UnitCategory**	**UnitDescription**	**Year**	**UnitGeneration: : (MWH)**
685	[redacted]				
686					
687					
688					
689					
690					
691					
692					
693					
694					
695					
696					
697					
698					
699					
700					
701					
702					
703					
704					
705					
706					
707					
708					
709					
710					
711					
712					
713					
714					
715					
716					
717					
718					
719					
720					
721					
722					

Column	A	B	C	D	E
Line #	**RunId**	**UnitCategory**	**UnitDescription**	**Year**	**UnitGeneration: : (MWH)**
723	[redacted]				
724					
725					
726					
727					
728					
729					
730					
731					
732					
733					
734					
735					
736					
737					
738					
739					
740					
741					
742					
743					
744					
745					
746					
747					
748					
749					
750					
751					
752					
753					
754					
755					
756					
757					
758					
759					
760					

Column	A	B	C	D	E
Line #	**RunId**	**UnitCategory**	**UnitDescription**	**Year**	**UnitGeneration: : (MWH)**
761	[redacted]				
762					
763					
764					
765					
766					
767					
768					
769					
770					
771					
772					
773					
774					
775					
776					
777					
778					
779					
780					
781					
782					
783					
784					
785					
786					
787					
788					
789					
790					
791					
792					
793					
794					
795					
796					
797					
798					

Column	A	B	C	D	E
Line #	**RunId**	**UnitCategory**	**UnitDescription**	**Year**	**UnitGeneration: : (MWH)**
799	[redacted]				
800					
801					
802					
803					
804					
805					
806					
807					
808					
809					
810					
811					
812					
813					
814					
815					
816					
817					
818					
819					
820					
821					
822					
823					
824					
825					
826					
827					
828					
829					
830					
831					
832					
833					
834					
835					
836					

Column	A	B	C	D	E
Line #	**RunId**	**UnitCategory**	**UnitDescription**	**Year**	**UnitGeneration: : (MWH)**
837	[redacted]				
838					
839					
840					
841					
842					
843					
844					
845					
846					
847					
848					
849					
850					
851					
852					
853					
854					
855					
856					
857					
858					
859					
860					
861					
862					
863					
864					
865					
866					
867					
868					
869					
870					
871					
872					
873					
874					

Column	A	B	C	D	E
Line #	RunId	UnitCategory	UnitDescription	Year	UnitGeneration: : (MWH)
875	[redacted]				
876					
877					
878					
879					
880					
881					
882					
883					
884					
885					
886					
887					
888					
889					
890					
891					
892					
893					
894					
895					
896					
897					
898					
899					
900					
901					
902					
903					
904					
905					
906					
907					
908					
909					
910					
911					
912					

Column	A	B	C	D	E
Line #	RunId	UnitCategory	UnitDescription	Year	UnitGeneration: : (MWH)
913	[redacted]				
914					
915					
916					
917					
918					
919					
920					
921					
922					
923					
924					
925					
926					
927					
928					
929					
930					
931					
932					
933					
934					
935					
936					
937					
938					
939					
940					
941					
942					
943					
944					
945					
946					
947					
948					
949					
950					

Column	A	B	C	D	E
Line #	**RunId**	**UnitCategory**	**UnitDescription**	**Year**	**UnitGeneration: : (MWH)**
951	[redacted]				
952					
953					
954					
955					
956					
957					
958					
959					
960					
961					
962					
963					
964					
965					
966					
967					
968					
969					
970					
971					
972					
973					
974					
975					
976					
977					
978					
979					
980					
981					
982					
983					
984					
985					
986					
987					
988					

Column	A	B	C	D	E
Line #	**RunId**	**UnitCategory**	**UnitDescription**	**Year**	**UnitGeneration: : (MWH)**
989	[redacted]				
990					
991					
992					
993					
994					
995					
996					
997					
998					
999					
1000					
1001					
1002					
1003					
1004					
1005					
1006					
1007					
1008					
1009					
1010					
1011					
1012					
1013					
1014					
1015					
1016					
1017					
1018					
1019					
1020					
1021					
1022					
1023					
1024					
1025					
1026					

Column	A	B	C	D	E
Line #	**RunId**	**UnitCategory**	**UnitDescription**	**Year**	**UnitGeneration: : (MWH)**
1027	[redacted]				
1028					
1029					
1030					
1031					
1032					
1033					
1034					
1035					
1036					
1037					
1038					
1039					
1040					
1041					
1042					
1043					
1044					
1045					
1046					
1047					
1048					
1049					
1050					
1051					
1052					
1053					
1054					
1055					
1056					
1057					
1058					
1059					
1060					
1061					
1062					
1063					
1064					

Column	A	B	C	D	E
Line #	**RunId**	**UnitCategory**	**UnitDescription**	**Year**	**UnitGeneration: : (MWH)**
1065	[redacted]				
1066					
1067					
1068					
1069					
1070					
1071					
1072					
1073					
1074					
1075					
1076					
1077					
1078					
1079					
1080					
1081					
1082					
1083					
1084					
1085					
1086					
1087					
1088					
1089					
1090					
1091					
1092					
1093					
1094					
1095					
1096					
1097					
1098					
1099					
1100					
1101					
1102					

Column	A	B	C	D	E
Line #	**RunId**	**UnitCategory**	**UnitDescription**	**Year**	**UnitGeneration: : (MWH)**
1103	[redacted]				
1104					
1105					
1106					
1107					
1108					
1109					
1110					
1111					
1112					
1113					
1114					
1115					
1116					
1117					
1118					
1119					
1120					
1121					
1122					
1123					
1124					
1125					
1126					
1127					
1128					
1129					
1130					
1131					
1132					
1133					
1134					
1135					
1136					
1137					
1138					
1139					
1140					

Column	A	B	C	D	E
Line #	**RunId**	**UnitCategory**	**UnitDescription**	**Year**	**UnitGeneration: : (MWH)**
1141	[redacted]				
1142					
1143					
1144					
1145					
1146					
1147					
1148					
1149					
1150					
1151					
1152					
1153					
1154					
1155					
1156					
1157					
1158					
1159					
1160					
1161					
1162					
1163					
1164					
1165					
1166					
1167					
1168					
1169					
1170					
1171					
1172					
1173					
1174					
1175					
1176					
1177					
1178					

Column	A	B	C	D	E
Line #	**RunId**	**UnitCategory**	**UnitDescription**	**Year**	**UnitGeneration: : (MWH)**
1179	[redacted]				
1180					
1181					
1182					
1183					
1184					
1185					
1186					
1187					
1188					
1189					
1190					
1191					
1192					
1193					
1194					
1195					
1196					
1197					
1198					
1199					
1200					
1201					
1202					
1203					
1204					
1205					
1206					
1207					
1208					
1209					
1210					
1211					
1212					
1213					
1214					
1215					
1216					

Column	A	B	C	D	E
Line #	**RunId**	**UnitCategory**	**UnitDescription**	**Year**	**UnitGeneration: : (MWH)**
1217	[redacted]				
1218					
1219					
1220					
1221					
1222					
1223					
1224					
1225					
1226					
1227					
1228					
1229					
1230					
1231					
1232					
1233					
1234					
1235					
1236					
1237					
1238					
1239					
1240					
1241					
1242					
1243					
1244					
1245					
1246					
1247					
1248					
1249					
1250					
1251					
1252					
1253					
1254					

Column	A	B	C	D	E
Line #	**RunId**	**UnitCategory**	**UnitDescription**	**Year**	**UnitGeneration: : (MWH)**
1255	[redacted]				
1256					
1257					
1258					
1259					
1260					
1261					
1262					
1263					
1264					
1265					
1266					
1267					
1268					
1269					
1270					
1271					
1272					
1273					
1274					
1275					
1276					
1277					
1278					
1279					
1280					
1281					
1282					
1283					
1284					
1285					
1286					
1287					
1288					
1289					
1290					
1291					
1292					

Column	A	B	C	D	E
Line #	RunId	UnitCategory	UnitDescription	Year	UnitGeneration: : (MWH)
1293	[redacted]				
1294					
1295					
1296					
1297					
1298					
1299					
1300					
1301					
1302					
1303					
1304					
1305					
1306					
1307					
1308					
1309					
1310					
1311					
1312					
1313					
1314					
1315					
1316					
1317					
1318					
1319					
1320					
1321					
1322					
1323					
1324					
1325					
1326					
1327					
1328					
1329					
1330					

Column	A	B	C	D	E
Line #	**RunId**	**UnitCategory**	**UnitDescription**	**Year**	**UnitGeneration: : (MWH)**
1331	[redacted]				
1332					
1333					
1334					
1335					
1336					
1337					
1338					
1339					
1340					
1341					
1342					
1343					
1344					
1345					
1346					
1347					
1348					
1349					
1350					
1351					
1352					
1353					
1354					
1355					
1356					
1357					
1358					
1359					
1360					
1361					
1362					
1363					
1364					
1365					
1366					
1367					
1368					

Column	A	B	C	D	E
Line #	**RunId**	**UnitCategory**	**UnitDescription**	**Year**	**UnitGeneration: : (MWH)**
1369	[redacted]				
1370					
1371					
1372					
1373					
1374					
1375					
1376					
1377					
1378					
1379					
1380					
1381					
1382					
1383					
1384					
1385					
1386					
1387					
1388					
1389					
1390					
1391					
1392					
1393					
1394					
1395					
1396					
1397					
1398					
1399					
1400					
1401					
1402					
1403					
1404					
1405					
1406					

Column	A	B	C	D	E
Line #	**RunId**	**UnitCategory**	**UnitDescription**	**Year**	**UnitGeneration: : (MWH)**
1407	[redacted]				
1408					
1409					
1410					
1411					
1412					
1413					
1414					
1415					
1416					
1417					
1418					
1419					
1420					
1421					
1422					
1423					
1424					
1425					
1426					
1427					
1428					
1429					
1430					
1431					
1432					
1433					
1434					
1435					
1436					
1437					
1438					
1439					
1440					
1441					
1442					
1443					
1444					

Column	A	B	C	D	E
Line #	**RunId**	**UnitCategory**	**UnitDescription**	**Year**	**UnitGeneration: : (MWH)**
1445	[redacted]				
1446					
1447					
1448					
1449					
1450					
1451					
1452					
1453					
1454					
1455					
1456					
1457					
1458					
1459					
1460					
1461					
1462					
1463					
1464					
1465					
1466					
1467					
1468					
1469					
1470					
1471					
1472					
1473					
1474					
1475					
1476					
1477					
1478					
1479					
1480					
1481					
1482					

Column	A	B	C	D	E
Line #	**RunId**	**UnitCategory**	**UnitDescription**	**Year**	**UnitGeneration: : (MWH)**
1483	[redacted]				
1484					
1485					
1486					
1487					
1488					
1489					
1490					
1491					
1492					
1493					
1494					
1495					
1496					
1497					
1498					
1499					
1500					
1501					
1502					
1503					
1504					
1505					
1506					
1507					
1508					
1509					
1510					
1511					
1512					
1513					
1514					
1515					
1516					
1517					
1518					
1519					
1520					

Column	A	B	C	D	E
Line #	**RunId**	**UnitCategory**	**UnitDescription**	**Year**	**UnitGeneration: : (MWH)**
1521	[redacted]				
1522					
1523					
1524					
1525					
1526					
1527					
1528					
1529					
1530					
1531					
1532					
1533					
1534					
1535					
1536					
1537					
1538					
1539					
1540					
1541					
1542					
1543					
1544					
1545					
1546					
1547					
1548					
1549					
1550					
1551					
1552					
1553					
1554					
1555					
1556					
1557					
1558					

Column	A	B	C	D	E
Line #	**RunId**	**UnitCategory**	**UnitDescription**	**Year**	**UnitGeneration: : (MWH)**
1559	[redacted]				
1560					
1561					
1562					
1563					
1564					
1565					
1566					
1567					
1568					
1569					
1570					
1571					
1572					
1573					
1574					
1575					
1576					
1577					
1578					
1579					
1580					
1581					
1582					
1583					
1584					
1585					
1586					
1587					
1588					
1589					
1590					
1591					
1592					
1593					
1594					
1595					
1596					

Column	A	B	C	D	E
Line #	**RunId**	**UnitCategory**	**UnitDescription**	**Year**	**UnitGeneration: : (MWH)**
1597	[redacted]				
1598					
1599					
1600					
1601					
1602					
1603					
1604					
1605					
1606					
1607					
1608					
1609					
1610					
1611					
1612					
1613					
1614					
1615					
1616					
1617					
1618					
1619					
1620					
1621					
1622					
1623					
1624					
1625					
1626					
1627					
1628					
1629					
1630					
1631					
1632					
1633					
1634					

Column	A	B	C	D	E
Line #	**RunId**	**UnitCategory**	**UnitDescription**	**Year**	**UnitGeneration: : (MWH)**
1635	[redacted]				
1636					
1637					
1638					
1639					
1640					
1641					
1642					
1643					
1644					
1645					
1646					
1647					
1648					
1649					
1650					
1651					
1652					
1653					
1654					
1655					
1656					
1657					
1658					
1659					
1660					
1661					
1662					
1663					
1664					
1665					
1666					
1667					
1668					
1669					
1670					
1671					
1672					

Column	A	B	C	D	E
Line #	**RunId**	**UnitCategory**	**UnitDescription**	**Year**	**UnitGeneration: : (MWH)**
1673	[redacted]				
1674					
1675					
1676					
1677					
1678					
1679					
1680					
1681					
1682					
1683					
1684					
1685					
1686					
1687					
1688					
1689					
1690					
1691					
1692					
1693					
1694					
1695					
1696					
1697					
1698					
1699					
1700					
1701					
1702					
1703					
1704					
1705					
1706					
1707					
1708					
1709					
1710					

Column	A	B	C	D	E
Line #	**RunId**	**UnitCategory**	**UnitDescription**	**Year**	**UnitGeneration: : (MWH)**
1711	[redacted]				
1712					
1713					
1714					
1715					
1716					
1717					
1718					
1719					
1720					
1721					
1722					
1723					
1724					
1725					
1726					
1727					
1728					
1729					
1730					
1731					
1732					
1733					
1734					
1735					
1736					
1737					
1738					
1739					
1740					
1741					
1742					
1743					
1744					
1745					
1746					
1747					
1748					

Column	A	B	C	D	E
Line #	**RunId**	**UnitCategory**	**UnitDescription**	**Year**	**UnitGeneration: : (MWH)**
1749	[redacted]				
1750					
1751					
1752					
1753					
1754					
1755					
1756					
1757					
1758					
1759					
1760					
1761					
1762					
1763					
1764					
1765					
1766					
1767					
1768					
1769					
1770					
1771					
1772					
1773					
1774					
1775					
1776					
1777					
1778					
1779					
1780					
1781					
1782					
1783					
1784					
1785					
1786					

Column	A	B	C	D	E
Line #	**RunId**	**UnitCategory**	**UnitDescription**	**Year**	**UnitGeneration: : (MWH)**
1787	[redacted]				
1788					
1789					
1790					
1791					
1792					
1793					
1794					
1795					
1796					
1797					
1798					
1799					
1800					
1801					
1802					
1803					
1804					
1805					
1806					
1807					
1808					
1809					
1810					
1811					
1812					
1813					
1814					
1815					
1816					
1817					
1818					
1819					
1820					
1821					
1822					
1823					
1824					

Column	A	B	C	D	E
Line #	**RunId**	**UnitCategory**	**UnitDescription**	**Year**	**UnitGeneration: : (MWH)**
1825	[redacted]				
1826					
1827					
1828					
1829					
1830					
1831					
1832					
1833					
1834					
1835					
1836					
1837					
1838					
1839					
1840					
1841					
1842					
1843					
1844					
1845					
1846					
1847					
1848					
1849					
1850					
1851					
1852					
1853					
1854					
1855					
1856					
1857					
1858					
1859					
1860					
1861					
1862					

Column	A	B	C	D	E
Line #	**RunId**	**UnitCategory**	**UnitDescription**	**Year**	**UnitGeneration: : (MWH)**
1863	[redacted]				
1864					
1865					
1866					
1867					
1868					
1869					
1870					
1871					
1872					
1873					
1874					
1875					
1876					
1877					
1878					
1879					
1880					
1881					
1882					
1883					
1884					
1885					
1886					
1887					
1888					
1889					
1890					
1891					
1892					
1893					
1894					
1895					
1896					
1897					
1898					
1899					
1900					

Column	A	B	C	D	E
Line #	RunId	UnitCategory	UnitDescription	Year	UnitGeneration: : (MWH)
1901	[redacted]				
1902					
1903					
1904					
1905					
1906					
1907					
1908					
1909					
1910					
1911					
1912					
1913					
1914					
1915					
1916					
1917					
1918					
1919					
1920					
1921					
1922					
1923					
1924					
1925					
1926					
1927					
1928					
1929					
1930					
1931					
1932					
1933					
1934					
1935					
1936					
1937					
1938					

Column	A	B	C	D	E
Line #	**RunId**	**UnitCategory**	**UnitDescription**	**Year**	**UnitGeneration: : (MWH)**
1939	[redacted]				
1940					
1941					
1942					
1943					
1944					
1945					
1946					
1947					
1948					
1949					
1950					
1951					
1952					
1953					
1954					
1955					
1956					
1957					
1958					
1959					
1960					
1961					
1962					
1963					
1964					
1965					
1966					
1967					
1968					
1969					
1970					
1971					
1972					
1973					
1974					
1975					
1976					

Column	A	B	C	D	E
Line #	**RunId**	**UnitCategory**	**UnitDescription**	**Year**	**UnitGeneration: : (MWH)**
1977	[redacted]				
1978					
1979					
1980					
1981					
1982					
1983					
1984					
1985					
1986					
1987					
1988					
1989					
1990					
1991					
1992					
1993					
1994					
1995					
1996					
1997					
1998					
1999					
2000					
2001					
2002					
2003					
2004					
2005					
2006					
2007					
2008					

Column	F	G	H	I
Line #	**TotVarProdCostByUnit: : ($)**	**UnitEmissions: NOX: (LBS)**	**UnitEmissions: RGGICO2: (LBS)**	**UnitEmissions: SOX: (LBS)**
1	[redacted]			
2				
3				
4				
5				
6				
7				
8				
9				
10				
11				
12				
13				
14				
15				
16				
17				
18				
19				
20				
21				
22				
23				
24				
25				
26				
27				
28				
29				
30				
31				
32				
33				
34				
35				
36				
37				
38				

Column	F	G	H	I
Line #	**TotVarProdCostByUnit: : ($)**	**UnitEmissions: NOX: (LBS)**	**UnitEmissions: RGGICO2: (LBS)**	**UnitEmissions: SOX: (LBS)**
39	[redacted]			
40				
41				
42				
43				
44				
45				
46				
47				
48				
49				
50				
51				
52				
53				
54				
55				
56				
57				
58				
59				
60				
61				
62				
63				
64				
65				
66				
67				
68				
69				
70				
71				
72				
73				
74				
75				
76				

Column	F	G	H	I
Line #	**TotVarProdCostByUnit: : ($)**	**UnitEmissions: NOX: (LBS)**	**UnitEmissions: RGGICO2: (LBS)**	**UnitEmissions: SOX: (LBS)**
77	[redacted]			
78				
79				
80				
81				
82				
83				
84				
85				
86				
87				
88				
89				
90				
91				
92				
93				
94				
95				
96				
97				
98				
99				
100				
101				
102				
103				
104				
105				
106				
107				
108				
109				
110				
111				
112				
113				
114				

Column	F	G	H	I
Line #	**TotVarProdCostByUnit: : ($)**	**UnitEmissions: NOX: (LBS)**	**UnitEmissions: RGGICO2: (LBS)**	**UnitEmissions: SOX: (LBS)**
115	[redacted]			
116				
117				
118				
119				
120				
121				
122				
123				
124				
125				
126				
127				
128				
129				
130				
131				
132				
133				
134				
135				
136				
137				
138				
139				
140				
141				
142				
143				
144				
145				
146				
147				
148				
149				
150				
151				
152				

Column	F	G	H	I
Line #	**TotVarProdCostByUnit: : ($)**	**UnitEmissions: NOX: (LBS)**	**UnitEmissions: RGGICO2: (LBS)**	**UnitEmissions: SOX: (LBS)**
153	[redacted]			
154				
155				
156				
157				
158				
159				
160				
161				
162				
163				
164				
165				
166				
167				
168				
169				
170				
171				
172				
173				
174				
175				
176				
177				
178				
179				
180				
181				
182				
183				
184				
185				
186				
187				
188				
189				
190				

Column	F	G	H	I
Line #	TotVarProdCostByUnit: : ($)	UnitEmissions: NOX: (LBS)	UnitEmissions: RGGICO2: (LBS)	UnitEmissions: SOX: (LBS)
191	[redacted]			
192				
193				
194				
195				
196				
197				
198				
199				
200				
201				
202				
203				
204				
205				
206				
207				
208				
209				
210				
211				
212				
213				
214				
215				
216				
217				
218				
219				
220				
221				
222				
223				
224				
225				
226				
227				
228				

Column	F	G	H	I
Line #	**TotVarProdCostByUnit: : ($)**	**UnitEmissions: NOX: (LBS)**	**UnitEmissions: RGGICO2: (LBS)**	**UnitEmissions: SOX: (LBS)**
229	[redacted]			
230				
231				
232				
233				
234				
235				
236				
237				
238				
239				
240				
241				
242				
243				
244				
245				
246				
247				
248				
249				
250				
251				
252				
253				
254				
255				
256				
257				
258				
259				
260				
261				
262				
263				
264				
265				
266				

Column	F	G	H	I
Line #	**TotVarProdCostByUnit: : ($)**	**UnitEmissions: NOX: (LBS)**	**UnitEmissions: RGGICO2: (LBS)**	**UnitEmissions: SOX: (LBS)**
267	[redacted]			
268				
269				
270				
271				
272				
273				
274				
275				
276				
277				
278				
279				
280				
281				
282				
283				
284				
285				
286				
287				
288				
289				
290				
291				
292				
293				
294				
295				
296				
297				
298				
299				
300				
301				
302				
303				
304				

REDACTED

Column	F	G	H	I
Line #	TotVarProdCostByUnit: : ($)	UnitEmissions: NOX: (LBS)	UnitEmissions: RGGICO2: (LBS)	UnitEmissions: SOX: (LBS)
305	[redacted]			
306				
307				
308				
309				
310				
311				
312				
313				
314				
315				
316				
317				
318				
319				
320				
321				
322				
323				
324				
325				
326				
327				
328				
329				
330				
331				
332				
333				
334				
335				
336				
337				
338				
339				
340				
341				
342				

Column	F	G	H	I
Line #	**TotVarProdCostByUnit: : ($)**	**UnitEmissions: NOX: (LBS)**	**UnitEmissions: RGGICO2: (LBS)**	**UnitEmissions: SOX: (LBS)**
343	[redacted]			
344				
345				
346				
347				
348				
349				
350				
351				
352				
353				
354				
355				
356				
357				
358				
359				
360				
361				
362				
363				
364				
365				
366				
367				
368				
369				
370				
371				
372				
373				
374				
375				
376				
377				
378				
379				
380				

Column	F	G	H	I
Line #	**TotVarProdCostByUnit: : ($)**	**UnitEmissions: NOX: (LBS)**	**UnitEmissions: RGGICO2: (LBS)**	**UnitEmissions: SOX: (LBS)**
381	[redacted]			
382				
383				
384				
385				
386				
387				
388				
389				
390				
391				
392				
393				
394				
395				
396				
397				
398				
399				
400				
401				
402				
403				
404				
405				
406				
407				
408				
409				
410				
411				
412				
413				
414				
415				
416				
417				
418				

Column	F	G	H	I
Line #	**TotVarProdCostByUnit: : ($)**	**UnitEmissions: NOX: (LBS)**	**UnitEmissions: RGGICO2: (LBS)**	**UnitEmissions: SOX: (LBS)**
419	[redacted]			
420				
421				
422				
423				
424				
425				
426				
427				
428				
429				
430				
431				
432				
433				
434				
435				
436				
437				
438				
439				
440				
441				
442				
443				
444				
445				
446				
447				
448				
449				
450				
451				
452				
453				
454				
455				
456				

Column	F	G	H	I
Line #	**TotVarProdCostByUnit: : ($)**	**UnitEmissions: NOX: (LBS)**	**UnitEmissions: RGGICO2: (LBS)**	**UnitEmissions: SOX: (LBS)**
457	[redacted]			
458				
459				
460				
461				
462				
463				
464				
465				
466				
467				
468				
469				
470				
471				
472				
473				
474				
475				
476				
477				
478				
479				
480				
481				
482				
483				
484				
485				
486				
487				
488				
489				
490				
491				
492				
493				
494				

REDACTED

Column	F	G	H	I
Line #	TotVarProdCostByUnit: : ($)	UnitEmissions: NOX: (LBS)	UnitEmissions: RGGICO2: (LBS)	UnitEmissions: SOX: (LBS)
495	[redacted]			
496				
497				
498				
499				
500				
501				
502				
503				
504				
505				
506				
507				
508				
509				
510				
511				
512				
513				
514				
515				
516				
517				
518				
519				
520				
521				
522				
523				
524				
525				
526				
527				
528				
529				
530				
531				
532				

Column	F	G	H	I
Line #	TotVarProdCostByUnit: : ($)	UnitEmissions: NOX: (LBS)	UnitEmissions: RGGICO2: (LBS)	UnitEmissions: SOX: (LBS)
533	[redacted]			
534				
535				
536				
537				
538				
539				
540				
541				
542				
543				
544				
545				
546				
547				
548				
549				
550				
551				
552				
553				
554				
555				
556				
557				
558				
559				
560				
561				
562				
563				
564				
565				
566				
567				
568				
569				
570				

Column	F	G	H	I
Line #	**TotVarProdCostByUnit: : ($)**	**UnitEmissions: NOX: (LBS)**	**UnitEmissions: RGGICO2: (LBS)**	**UnitEmissions: SOX: (LBS)**
571	[redacted]			
572				
573				
574				
575				
576				
577				
578				
579				
580				
581				
582				
583				
584				
585				
586				
587				
588				
589				
590				
591				
592				
593				
594				
595				
596				
597				
598				
599				
600				
601				
602				
603				
604				
605				
606				
607				
608				

Column	F	G	H	I
Line #	TotVarProdCostByUnit: : ($)	UnitEmissions: NOX: (LBS)	UnitEmissions: RGGICO2: (LBS)	UnitEmissions: SOX: (LBS)
609	[redacted]			
610				
611				
612				
613				
614				
615				
616				
617				
618				
619				
620				
621				
622				
623				
624				
625				
626				
627				
628				
629				
630				
631				
632				
633				
634				
635				
636				
637				
638				
639				
640				
641				
642				
643				
644				
645				
646				

REDACTED

Column	F	G	H	I
Line #	TotVarProdCostByUnit: : ($)	UnitEmissions: NOX: (LBS)	UnitEmissions: RGGICO2: (LBS)	UnitEmissions: SOX: (LBS)
647	[redacted]			
648				
649				
650				
651				
652				
653				
654				
655				
656				
657				
658				
659				
660				
661				
662				
663				
664				
665				
666				
667				
668				
669				
670				
671				
672				
673				
674				
675				
676				
677				
678				
679				
680				
681				
682				
683				
684				

Column	F	G	H	I
Line #	**TotVarProdCostByUnit: : ($)**	**UnitEmissions: NOX: (LBS)**	**UnitEmissions: RGGICO2: (LBS)**	**UnitEmissions: SOX: (LBS)**
685	[redacted]			
686				
687				
688				
689				
690				
691				
692				
693				
694				
695				
696				
697				
698				
699				
700				
701				
702				
703				
704				
705				
706				
707				
708				
709				
710				
711				
712				
713				
714				
715				
716				
717				
718				
719				
720				
721				
722				

Column	F	G	H	I
Line #	TotVarProdCostByUnit: : ($)	UnitEmissions: NOX: (LBS)	UnitEmissions: RGGICO2: (LBS)	UnitEmissions: SOX: (LBS)
723	[redacted]			
724				
725				
726				
727				
728				
729				
730				
731				
732				
733				
734				
735				
736				
737				
738				
739				
740				
741				
742				
743				
744				
745				
746				
747				
748				
749				
750				
751				
752				
753				
754				
755				
756				
757				
758				
759				
760				

Column	F	G	H	I
Line #	**TotVarProdCostByUnit: : ($)**	**UnitEmissions: NOX: (LBS)**	**UnitEmissions: RGGICO2: (LBS)**	**UnitEmissions: SOX: (LBS)**
761	[redacted]			
762				
763				
764				
765				
766				
767				
768				
769				
770				
771				
772				
773				
774				
775				
776				
777				
778				
779				
780				
781				
782				
783				
784				
785				
786				
787				
788				
789				
790				
791				
792				
793				
794				
795				
796				
797				
798				

Column	F	G	H	I
Line #	**TotVarProdCostByUnit: : ($)**	**UnitEmissions: NOX: (LBS)**	**UnitEmissions: RGGICO2: (LBS)**	**UnitEmissions: SOX: (LBS)**
799	[redacted]			
800				
801				
802				
803				
804				
805				
806				
807				
808				
809				
810				
811				
812				
813				
814				
815				
816				
817				
818				
819				
820				
821				
822				
823				
824				
825				
826				
827				
828				
829				
830				
831				
832				
833				
834				
835				
836				

Column	F	G	H	I
Line #	TotVarProdCostByUnit: : ($)	UnitEmissions: NOX: (LBS)	UnitEmissions: RGGICO2: (LBS)	UnitEmissions: SOX: (LBS)
837	[redacted]			
838				
839				
840				
841				
842				
843				
844				
845				
846				
847				
848				
849				
850				
851				
852				
853				
854				
855				
856				
857				
858				
859				
860				
861				
862				
863				
864				
865				
866				
867				
868				
869				
870				
871				
872				
873				
874				

Column	F	G	H	I
Line #	**TotVarProdCostByUnit: : ($)**	**UnitEmissions: NOX: (LBS)**	**UnitEmissions: RGGICO2: (LBS)**	**UnitEmissions: SOX: (LBS)**
875	[redacted]			
876				
877				
878				
879				
880				
881				
882				
883				
884				
885				
886				
887				
888				
889				
890				
891				
892				
893				
894				
895				
896				
897				
898				
899				
900				
901				
902				
903				
904				
905				
906				
907				
908				
909				
910				
911				
912				

Column	F	G	H	I
Line #	**TotVarProdCostByUnit: : ($)**	**UnitEmissions: NOX: (LBS)**	**UnitEmissions: RGGICO2: (LBS)**	**UnitEmissions: SOX: (LBS)**
913	[redacted]			
914				
915				
916				
917				
918				
919				
920				
921				
922				
923				
924				
925				
926				
927				
928				
929				
930				
931				
932				
933				
934				
935				
936				
937				
938				
939				
940				
941				
942				
943				
944				
945				
946				
947				
948				
949				
950				

Column	F	G	H	I
Line #	**TotVarProdCostByUnit: : ($)**	**UnitEmissions: NOX: (LBS)**	**UnitEmissions: RGGICO2: (LBS)**	**UnitEmissions: SOX: (LBS)**
951	[redacted]			
952				
953				
954				
955				
956				
957				
958				
959				
960				
961				
962				
963				
964				
965				
966				
967				
968				
969				
970				
971				
972				
973				
974				
975				
976				
977				
978				
979				
980				
981				
982				
983				
984				
985				
986				
987				
988				

Column	F	G	H	I
Line #	**TotVarProdCostByUnit: : ($)**	**UnitEmissions: NOX: (LBS)**	**UnitEmissions: RGGICO2: (LBS)**	**UnitEmissions: SOX: (LBS)**
989	[redacted]			
990				
991				
992				
993				
994				
995				
996				
997				
998				
999				
1000				
1001				
1002				
1003				
1004				
1005				
1006				
1007				
1008				
1009				
1010				
1011				
1012				
1013				
1014				
1015				
1016				
1017				
1018				
1019				
1020				
1021				
1022				
1023				
1024				
1025				
1026				

Column	F	G	H	I
Line #	**TotVarProdCostByUnit: : ($)**	**UnitEmissions: NOX: (LBS)**	**UnitEmissions: RGGICO2: (LBS)**	**UnitEmissions: SOX: (LBS)**
1027	[redacted]			
1028				
1029				
1030				
1031				
1032				
1033				
1034				
1035				
1036				
1037				
1038				
1039				
1040				
1041				
1042				
1043				
1044				
1045				
1046				
1047				
1048				
1049				
1050				
1051				
1052				
1053				
1054				
1055				
1056				
1057				
1058				
1059				
1060				
1061				
1062				
1063				
1064				

Column	F	G	H	I
Line #	TotVarProdCostByUnit: : ($)	UnitEmissions: NOX: (LBS)	UnitEmissions: RGGICO2: (LBS)	UnitEmissions: SOX: (LBS)
1065	[redacted]			
1066				
1067				
1068				
1069				
1070				
1071				
1072				
1073				
1074				
1075				
1076				
1077				
1078				
1079				
1080				
1081				
1082				
1083				
1084				
1085				
1086				
1087				
1088				
1089				
1090				
1091				
1092				
1093				
1094				
1095				
1096				
1097				
1098				
1099				
1100				
1101				
1102				

Column	F	G	H	I
Line #	**TotVarProdCostByUnit: : ($)**	**UnitEmissions: NOX: (LBS)**	**UnitEmissions: RGGICO2: (LBS)**	**UnitEmissions: SOX: (LBS)**
1103	[redacted]			
1104				
1105				
1106				
1107				
1108				
1109				
1110				
1111				
1112				
1113				
1114				
1115				
1116				
1117				
1118				
1119				
1120				
1121				
1122				
1123				
1124				
1125				
1126				
1127				
1128				
1129				
1130				
1131				
1132				
1133				
1134				
1135				
1136				
1137				
1138				
1139				
1140				

Column	F	G	H	I
Line #				
1141				
1142				
1143				
1144				
1145				
1146				
1147				
1148				
1149				
1150				
1151				
1152				
1153				
1154				
1155				
1156				
1157				
1158				
1159				
1160				
1161				
1162				
1163				
1164				
1165				
1166				
1167				
1168				
1169				
1170				
1171				
1172				
1173				
1174				
1175				
1176				
1177				
1178				

Column	F	G	H	I
Line #	**TotVarProdCostByUnit: : ($)**	**UnitEmissions: NOX: (LBS)**	**UnitEmissions: RGGICO2: (LBS)**	**UnitEmissions: SOX: (LBS)**
1179	[redacted]			
1180				
1181				
1182				
1183				
1184				
1185				
1186				
1187				
1188				
1189				
1190				
1191				
1192				
1193				
1194				
1195				
1196				
1197				
1198				
1199				
1200				
1201				
1202				
1203				
1204				
1205				
1206				
1207				
1208				
1209				
1210				
1211				
1212				
1213				
1214				
1215				
1216				

Column	F	G	H	I
Line #	**TotVarProdCostByUnit: : ($)**	**UnitEmissions: NOX: (LBS)**	**UnitEmissions: RGGICO2: (LBS)**	**UnitEmissions: SOX: (LBS)**
1217	[redacted]			
1218				
1219				
1220				
1221				
1222				
1223				
1224				
1225				
1226				
1227				
1228				
1229				
1230				
1231				
1232				
1233				
1234				
1235				
1236				
1237				
1238				
1239				
1240				
1241				
1242				
1243				
1244				
1245				
1246				
1247				
1248				
1249				
1250				
1251				
1252				
1253				
1254				

Column	F	G	H	I
Line #	**TotVarProdCostByUnit: : ($)**	**UnitEmissions: NOX: (LBS)**	**UnitEmissions: RGGICO2: (LBS)**	**UnitEmissions: SOX: (LBS)**
1255	[redacted]			
1256				
1257				
1258				
1259				
1260				
1261				
1262				
1263				
1264				
1265				
1266				
1267				
1268				
1269				
1270				
1271				
1272				
1273				
1274				
1275				
1276				
1277				
1278				
1279				
1280				
1281				
1282				
1283				
1284				
1285				
1286				
1287				
1288				
1289				
1290				
1291				
1292				

Column	F	G	H	I
Line #	**TotVarProdCostByUnit: : ($)**	**UnitEmissions: NOX: (LBS)**	**UnitEmissions: RGGICO2: (LBS)**	**UnitEmissions: SOX: (LBS)**
1293	[redacted]			
1294				
1295				
1296				
1297				
1298				
1299				
1300				
1301				
1302				
1303				
1304				
1305				
1306				
1307				
1308				
1309				
1310				
1311				
1312				
1313				
1314				
1315				
1316				
1317				
1318				
1319				
1320				
1321				
1322				
1323				
1324				
1325				
1326				
1327				
1328				
1329				
1330				

Column	F	G	H	I
Line #	**TotVarProdCostByUnit: : ($)**	**UnitEmissions: NOX: (LBS)**	**UnitEmissions: RGGICO2: (LBS)**	**UnitEmissions: SOX: (LBS)**
1331	[redacted]			
1332				
1333				
1334				
1335				
1336				
1337				
1338				
1339				
1340				
1341				
1342				
1343				
1344				
1345				
1346				
1347				
1348				
1349				
1350				
1351				
1352				
1353				
1354				
1355				
1356				
1357				
1358				
1359				
1360				
1361				
1362				
1363				
1364				
1365				
1366				
1367				
1368				

Column	F	G	H	I
Line #	**TotVarProdCostByUnit: : ($)**	**UnitEmissions: NOX: (LBS)**	**UnitEmissions: RGGICO2: (LBS)**	**UnitEmissions: SOX: (LBS)**
1369	[redacted]			
1370				
1371				
1372				
1373				
1374				
1375				
1376				
1377				
1378				
1379				
1380				
1381				
1382				
1383				
1384				
1385				
1386				
1387				
1388				
1389				
1390				
1391				
1392				
1393				
1394				
1395				
1396				
1397				
1398				
1399				
1400				
1401				
1402				
1403				
1404				
1405				
1406				

Column	F	G	H	I
Line #	**TotVarProdCostByUnit: : ($)**	**UnitEmissions: NOX: (LBS)**	**UnitEmissions: RGGICO2: (LBS)**	**UnitEmissions: SOX: (LBS)**
1407	[redacted]			
1408				
1409				
1410				
1411				
1412				
1413				
1414				
1415				
1416				
1417				
1418				
1419				
1420				
1421				
1422				
1423				
1424				
1425				
1426				
1427				
1428				
1429				
1430				
1431				
1432				
1433				
1434				
1435				
1436				
1437				
1438				
1439				
1440				
1441				
1442				
1443				
1444				

Column	F	G	H	I
Line #	**TotVarProdCostByUnit: : ($)**	**UnitEmissions: NOX: (LBS)**	**UnitEmissions: RGGICO2: (LBS)**	**UnitEmissions: SOX: (LBS)**
1445	[redacted]			
1446				
1447				
1448				
1449				
1450				
1451				
1452				
1453				
1454				
1455				
1456				
1457				
1458				
1459				
1460				
1461				
1462				
1463				
1464				
1465				
1466				
1467				
1468				
1469				
1470				
1471				
1472				
1473				
1474				
1475				
1476				
1477				
1478				
1479				
1480				
1481				
1482				

Column	F	G	H	I
Line #	**TotVarProdCostByUnit: : ($)**	**UnitEmissions: NOX: (LBS)**	**UnitEmissions: RGGICO2: (LBS)**	**UnitEmissions: SOX: (LBS)**
1483	[redacted]			
1484				
1485				
1486				
1487				
1488				
1489				
1490				
1491				
1492				
1493				
1494				
1495				
1496				
1497				
1498				
1499				
1500				
1501				
1502				
1503				
1504				
1505				
1506				
1507				
1508				
1509				
1510				
1511				
1512				
1513				
1514				
1515				
1516				
1517				
1518				
1519				
1520				

Column	F	G	H	I
Line #	**TotVarProdCostByUnit: : ($)**	**UnitEmissions: NOX: (LBS)**	**UnitEmissions: RGGICO2: (LBS)**	**UnitEmissions: SOX: (LBS)**
1521	[redacted]			
1522				
1523				
1524				
1525				
1526				
1527				
1528				
1529				
1530				
1531				
1532				
1533				
1534				
1535				
1536				
1537				
1538				
1539				
1540				
1541				
1542				
1543				
1544				
1545				
1546				
1547				
1548				
1549				
1550				
1551				
1552				
1553				
1554				
1555				
1556				
1557				
1558				

Column	F	G	H	I
Line #	**TotVarProdCostByUnit: : ($)**	**UnitEmissions: NOX: (LBS)**	**UnitEmissions: RGGICO2: (LBS)**	**UnitEmissions: SOX: (LBS)**
1559	[redacted]			
1560				
1561				
1562				
1563				
1564				
1565				
1566				
1567				
1568				
1569				
1570				
1571				
1572				
1573				
1574				
1575				
1576				
1577				
1578				
1579				
1580				
1581				
1582				
1583				
1584				
1585				
1586				
1587				
1588				
1589				
1590				
1591				
1592				
1593				
1594				
1595				
1596				

Column	F	G	H	I
Line #	**TotVarProdCostByUnit: : ($)**	**UnitEmissions: NOX: (LBS)**	**UnitEmissions: RGGICO2: (LBS)**	**UnitEmissions: SOX: (LBS)**
1597	[redacted]			
1598				
1599				
1600				
1601				
1602				
1603				
1604				
1605				
1606				
1607				
1608				
1609				
1610				
1611				
1612				
1613				
1614				
1615				
1616				
1617				
1618				
1619				
1620				
1621				
1622				
1623				
1624				
1625				
1626				
1627				
1628				
1629				
1630				
1631				
1632				
1633				
1634				

Column	F	G	H	I
Line #	**TotVarProdCostByUnit: : ($)**	**UnitEmissions: NOX: (LBS)**	**UnitEmissions: RGGICO2: (LBS)**	**UnitEmissions: SOX: (LBS)**
1635	[redacted]			
1636				
1637				
1638				
1639				
1640				
1641				
1642				
1643				
1644				
1645				
1646				
1647				
1648				
1649				
1650				
1651				
1652				
1653				
1654				
1655				
1656				
1657				
1658				
1659				
1660				
1661				
1662				
1663				
1664				
1665				
1666				
1667				
1668				
1669				
1670				
1671				
1672				

Column	F	G	H	I
Line #	**TotVarProdCostByUnit: : ($)**	**UnitEmissions: NOX: (LBS)**	**UnitEmissions: RGGICO2: (LBS)**	**UnitEmissions: SOX: (LBS)**
1673	[redacted]			
1674				
1675				
1676				
1677				
1678				
1679				
1680				
1681				
1682				
1683				
1684				
1685				
1686				
1687				
1688				
1689				
1690				
1691				
1692				
1693				
1694				
1695				
1696				
1697				
1698				
1699				
1700				
1701				
1702				
1703				
1704				
1705				
1706				
1707				
1708				
1709				
1710				

Column	F	G	H	I
Line #	**TotVarProdCostByUnit: : ($)**	**UnitEmissions: NOX: (LBS)**	**UnitEmissions: RGGICO2: (LBS)**	**UnitEmissions: SOX: (LBS)**
1711	[redacted]			
1712				
1713				
1714				
1715				
1716				
1717				
1718				
1719				
1720				
1721				
1722				
1723				
1724				
1725				
1726				
1727				
1728				
1729				
1730				
1731				
1732				
1733				
1734				
1735				
1736				
1737				
1738				
1739				
1740				
1741				
1742				
1743				
1744				
1745				
1746				
1747				
1748				

Column	F	G	H	I
Line #	**TotVarProdCostByUnit: : ($)**	**UnitEmissions: NOX: (LBS)**	**UnitEmissions: RGGICO2: (LBS)**	**UnitEmissions: SOX: (LBS)**
1749	[redacted]			
1750				
1751				
1752				
1753				
1754				
1755				
1756				
1757				
1758				
1759				
1760				
1761				
1762				
1763				
1764				
1765				
1766				
1767				
1768				
1769				
1770				
1771				
1772				
1773				
1774				
1775				
1776				
1777				
1778				
1779				
1780				
1781				
1782				
1783				
1784				
1785				
1786				

Column	F	G	H	I
Line #	**TotVarProdCostByUnit: : ($)**	**UnitEmissions: NOX: (LBS)**	**UnitEmissions: RGGICO2: (LBS)**	**UnitEmissions: SOX: (LBS)**
1787	[redacted]			
1788				
1789				
1790				
1791				
1792				
1793				
1794				
1795				
1796				
1797				
1798				
1799				
1800				
1801				
1802				
1803				
1804				
1805				
1806				
1807				
1808				
1809				
1810				
1811				
1812				
1813				
1814				
1815				
1816				
1817				
1818				
1819				
1820				
1821				
1822				
1823				
1824				

Column	F	G	H	I
Line #	**TotVarProdCostByUnit: : ($)**	**UnitEmissions: NOX: (LBS)**	**UnitEmissions: RGGICO2: (LBS)**	**UnitEmissions: SOX: (LBS)**
1825	[redacted]			
1826				
1827				
1828				
1829				
1830				
1831				
1832				
1833				
1834				
1835				
1836				
1837				
1838				
1839				
1840				
1841				
1842				
1843				
1844				
1845				
1846				
1847				
1848				
1849				
1850				
1851				
1852				
1853				
1854				
1855				
1856				
1857				
1858				
1859				
1860				
1861				
1862				

Column	F	G	H	I
Line #	**TotVarProdCostByUnit: : ($)**	**UnitEmissions: NOX: (LBS)**	**UnitEmissions: RGGICO2: (LBS)**	**UnitEmissions: SOX: (LBS)**
1863	[redacted]			
1864				
1865				
1866				
1867				
1868				
1869				
1870				
1871				
1872				
1873				
1874				
1875				
1876				
1877				
1878				
1879				
1880				
1881				
1882				
1883				
1884				
1885				
1886				
1887				
1888				
1889				
1890				
1891				
1892				
1893				
1894				
1895				
1896				
1897				
1898				
1899				
1900				

Column	F	G	H	I
Line #	**TotVarProdCostByUnit: : ($)**	**UnitEmissions: NOX: (LBS)**	**UnitEmissions: RGGICO2: (LBS)**	**UnitEmissions: SOX: (LBS)**
1901	[redacted]			
1902				
1903				
1904				
1905				
1906				
1907				
1908				
1909				
1910				
1911				
1912				
1913				
1914				
1915				
1916				
1917				
1918				
1919				
1920				
1921				
1922				
1923				
1924				
1925				
1926				
1927				
1928				
1929				
1930				
1931				
1932				
1933				
1934				
1935				
1936				
1937				
1938				

Column	F	G	H	I
Line #	**TotVarProdCostByUnit: : ($)**	**UnitEmissions: NOX: (LBS)**	**UnitEmissions: RGGICO2: (LBS)**	**UnitEmissions: SOX: (LBS)**
1939	[redacted]			
1940				
1941				
1942				
1943				
1944				
1945				
1946				
1947				
1948				
1949				
1950				
1951				
1952				
1953				
1954				
1955				
1956				
1957				
1958				
1959				
1960				
1961				
1962				
1963				
1964				
1965				
1966				
1967				
1968				
1969				
1970				
1971				
1972				
1973				
1974				
1975				
1976				

Column	F	G	H	I
Line #	**TotVarProdCostByUnit: : ($)**	**UnitEmissions: NOX: (LBS)**	**UnitEmissions: RGGICO2: (LBS)**	**UnitEmissions: SOX: (LBS)**
1977	[redacted]			
1978				
1979				
1980				
1981				
1982				
1983				
1984				
1985				
1986				
1987				
1988				
1989				
1990				
1991				
1992				
1993				
1994				
1995				
1996				
1997				
1998				
1999				
2000				
2001				
2002				
2003				
2004				
2005				
2006				
2007				
2008				

Column	A	B	C	D	E
Line #	**RunId**	**UnitCategory**	**UnitDescription**	**Year**	**UnitGeneration: : (MWH)**
1	[redacted]				
2					
3					
4					
5					
6					
7					
8					
9					
10					
11					
12					
13					
14					
15					
16					
17					
18					
19					
20					
21					
22					
23					
24					
25					
26					
27					
28					
29					
30					
31					
32					
33					
34					
35					
36					
37					
38					

Column	A	B	C	D	E
Line #	**RunId**	**UnitCategory**	**UnitDescription**	**Year**	**UnitGeneration: : (MWH)**
39	[redacted]				
40					
41					
42					
43					
44					
45					
46					
47					
48					
49					
50					
51					
52					
53					
54					
55					
56					
57					
58					
59					
60					
61					
62					
63					
64					
65					
66					
67					
68					
69					
70					
71					
72					
73					
74					
75					
76					

Column	A	B	C	D	E
Line #	**RunId**	**UnitCategory**	**UnitDescription**	**Year**	**UnitGeneration: : (MWH)**
77	[redacted]				
78					
79					
80					
81					
82					
83					
84					
85					
86					
87					
88					
89					
90					
91					
92					
93					
94					
95					
96					
97					
98					
99					
100					
101					
102					
103					
104					
105					
106					
107					
108					
109					
110					
111					
112					
113					
114					

Column	A	B	C	D	E
Line #	**RunId**	**UnitCategory**	**UnitDescription**	**Year**	**UnitGeneration: : (MWH)**
115	[redacted]				
116					
117					
118					
119					
120					
121					
122					
123					
124					
125					
126					
127					
128					
129					
130					
131					
132					
133					
134					
135					
136					
137					
138					
139					
140					
141					
142					
143					
144					
145					
146					
147					
148					
149					
150					
151					
152					

Column	A	B	C	D	E
Line #	RunId	UnitCategory	UnitDescription	Year	UnitGeneration: : (MWH)
153	[redacted]				
154					
155					
156					
157					
158					
159					
160					
161					
162					
163					
164					
165					
166					
167					
168					
169					
170					
171					
172					
173					
174					
175					
176					
177					
178					
179					
180					
181					
182					
183					
184					
185					
186					
187					
188					
189					
190					

Column	A	B	C	D	E
Line #	**RunId**	**UnitCategory**	**UnitDescription**	**Year**	**UnitGeneration: : (MWH)**
191	[redacted]				
192					
193					
194					
195					
196					
197					
198					
199					
200					
201					
202					
203					
204					
205					
206					
207					
208					
209					
210					
211					
212					
213					
214					
215					
216					
217					
218					
219					
220					
221					
222					
223					
224					
225					
226					
227					
228					

Column	A	B	C	D	E
Line #	**RunId**	**UnitCategory**	**UnitDescription**	**Year**	**UnitGeneration: : (MWH)**
229	[redacted]				
230					
231					
232					
233					
234					
235					
236					
237					
238					
239					
240					
241					
242					
243					
244					
245					
246					
247					
248					
249					
250					
251					
252					
253					
254					
255					
256					
257					
258					
259					
260					
261					
262					
263					
264					
265					
266					

Column	A	B	C	D	E
Line #	**RunId**	**UnitCategory**	**UnitDescription**	**Year**	**UnitGeneration: : (MWH)**
267	[redacted]				
268					
269					
270					
271					
272					
273					
274					
275					
276					
277					
278					
279					
280					
281					
282					
283					
284					
285					
286					
287					
288					
289					
290					
291					
292					
293					
294					
295					
296					
297					
298					
299					
300					
301					
302					
303					
304					

Column	A	B	C	D	E
Line #	**RunId**	**UnitCategory**	**UnitDescription**	**Year**	**UnitGeneration: : (MWH)**
305	[redacted]				
306					
307					
308					
309					
310					
311					
312					
313					
314					
315					
316					
317					
318					
319					
320					
321					
322					
323					
324					
325					
326					
327					
328					
329					
330					
331					
332					
333					
334					
335					
336					
337					
338					
339					
340					
341					
342					

Column	A	B	C	D	E
Line #	**RunId**	**UnitCategory**	**UnitDescription**	**Year**	**UnitGeneration: : (MWH)**
343	[redacted]				
344					
345					
346					
347					
348					
349					
350					
351					
352					
353					
354					
355					
356					
357					
358					
359					
360					
361					
362					
363					
364					
365					
366					
367					
368					
369					
370					
371					
372					
373					
374					
375					
376					
377					
378					
379					
380					

Column	A	B	C	D	E
Line #	**RunId**	**UnitCategory**	**UnitDescription**	**Year**	**UnitGeneration: : (MWH)**
381	[redacted]				
382					
383					
384					
385					
386					
387					
388					
389					
390					
391					
392					
393					
394					
395					
396					
397					
398					
399					
400					
401					
402					
403					
404					
405					
406					
407					
408					
409					
410					
411					
412					
413					
414					
415					
416					
417					
418					

Column	A	B	C	D	E
Line #	**RunId**	**UnitCategory**	**UnitDescription**	**Year**	**UnitGeneration: : (MWH)**
419	[redacted]				
420					
421					
422					
423					
424					
425					
426					
427					
428					
429					
430					
431					
432					
433					
434					
435					
436					
437					
438					
439					
440					
441					
442					
443					
444					
445					
446					
447					
448					
449					
450					
451					
452					
453					
454					
455					
456					

Column	A	B	C	D	E
Line #	RunId	UnitCategory	UnitDescription	Year	UnitGeneration: : (MWH)
457	[redacted]				
458					
459					
460					
461					
462					
463					
464					
465					
466					
467					
468					
469					
470					
471					
472					
473					
474					
475					
476					
477					
478					
479					
480					
481					
482					
483					
484					
485					
486					
487					
488					
489					
490					
491					
492					
493					
494					

Column	A	B	C	D	E
Line #	**RunId**	**UnitCategory**	**UnitDescription**	**Year**	**UnitGeneration: : (MWH)**
495	[redacted]				
496					
497					
498					
499					
500					
501					
502					
503					
504					
505					
506					
507					
508					
509					
510					
511					
512					
513					
514					
515					
516					
517					
518					
519					
520					
521					
522					
523					
524					
525					
526					
527					
528					
529					
530					
531					
532					

Column	A	B	C	D	E
Line #	**RunId**	**UnitCategory**	**UnitDescription**	**Year**	**UnitGeneration: : (MWH)**
533	[redacted]				
534					
535					
536					
537					
538					
539					
540					
541					
542					
543					
544					
545					
546					
547					
548					
549					
550					
551					
552					
553					
554					
555					
556					
557					
558					
559					
560					
561					
562					
563					
564					
565					
566					
567					
568					
569					
570					

Column	A	B	C	D	E
Line #	**RunId**	**UnitCategory**	**UnitDescription**	**Year**	**UnitGeneration: : (MWH)**
571	[redacted]				
572					
573					
574					
575					
576					
577					
578					
579					
580					
581					
582					
583					
584					
585					
586					
587					
588					
589					
590					
591					
592					
593					
594					
595					
596					
597					
598					
599					
600					
601					
602					
603					
604					
605					
606					
607					
608					

Column	A	B	C	D	E
Line #	**RunId**	**UnitCategory**	**UnitDescription**	**Year**	**UnitGeneration: : (MWH)**
609	[redacted]				
610					
611					
612					
613					
614					
615					
616					
617					
618					
619					
620					
621					
622					
623					
624					
625					
626					
627					
628					
629					
630					
631					
632					
633					
634					
635					
636					
637					
638					
639					
640					
641					
642					
643					
644					
645					
646					

Column	A	B	C	D	E
Line #	**RunId**	**UnitCategory**	**UnitDescription**	**Year**	**UnitGeneration: : (MWH)**
647	[redacted]				
648					
649					
650					
651					
652					
653					
654					
655					
656					
657					
658					
659					
660					
661					
662					
663					
664					
665					
666					
667					
668					
669					
670					
671					
672					
673					
674					
675					
676					
677					
678					
679					
680					
681					
682					
683					
684					

Column	A	B	C	D	E
Line #	**RunId**	**UnitCategory**	**UnitDescription**	**Year**	**UnitGeneration: : (MWH)**
685	[redacted]				
686					
687					
688					
689					
690					
691					
692					
693					
694					
695					
696					
697					
698					
699					
700					
701					
702					
703					
704					
705					
706					
707					
708					
709					
710					
711					
712					
713					
714					
715					
716					
717					
718					
719					
720					
721					
722					

Column	A	B	C	D	E
Line #	**RunId**	**UnitCategory**	**UnitDescription**	**Year**	**UnitGeneration: : (MWH)**
723	[redacted]				
724					
725					
726					
727					
728					
729					
730					
731					
732					
733					
734					
735					
736					
737					
738					
739					
740					
741					
742					
743					
744					
745					
746					
747					
748					
749					
750					
751					
752					
753					
754					
755					
756					
757					
758					
759					
760					

Column	A	B	C	D	E
Line #	**RunId**	**UnitCategory**	**UnitDescription**	**Year**	**UnitGeneration: : (MWH)**
761	[redacted]				
762					
763					
764					
765					
766					
767					
768					
769					
770					
771					
772					
773					
774					
775					
776					
777					
778					
779					
780					
781					
782					
783					
784					
785					
786					
787					
788					
789					
790					
791					
792					
793					
794					
795					
796					
797					
798					

Column	A	B	C	D	E
Line #	**RunId**	**UnitCategory**	**UnitDescription**	**Year**	**UnitGeneration: : (MWH)**
799	[redacted]				
800					
801					
802					
803					
804					
805					
806					
807					
808					
809					
810					
811					
812					
813					
814					
815					
816					
817					
818					
819					
820					
821					
822					
823					
824					
825					
826					
827					
828					
829					
830					
831					
832					
833					
834					
835					
836					

Column	A	B	C	D	E
Line #	**RunId**	**UnitCategory**	**UnitDescription**	**Year**	**UnitGeneration: : (MWH)**
837	[redacted]				
838					
839					
840					
841					
842					
843					
844					
845					
846					
847					
848					
849					
850					
851					
852					
853					
854					
855					
856					
857					
858					
859					
860					
861					
862					
863					
864					
865					
866					
867					
868					
869					
870					
871					
872					
873					
874					

Column	A	B	C	D	E
Line #	**RunId**	**UnitCategory**	**UnitDescription**	**Year**	**UnitGeneration: : (MWH)**
875	[redacted]				
876					
877					
878					
879					
880					
881					
882					
883					
884					
885					
886					
887					
888					
889					
890					
891					
892					
893					
894					
895					
896					
897					
898					
899					
900					
901					
902					
903					
904					
905					
906					
907					
908					
909					
910					
911					
912					

Column	A	B	C	D	E
Line #	**RunId**	**UnitCategory**	**UnitDescription**	**Year**	**UnitGeneration: : (MWH)**
913	[redacted]				
914					
915					
916					
917					
918					
919					
920					
921					
922					
923					
924					
925					
926					
927					
928					
929					
930					
931					
932					
933					
934					
935					
936					
937					
938					
939					
940					
941					
942					
943					
944					
945					
946					
947					
948					
949					
950					

Column	A	B	C	D	E
Line #	**RunId**	**UnitCategory**	**UnitDescription**	**Year**	**UnitGeneration: : (MWH)**
951	[redacted]				
952					
953					
954					
955					
956					
957					
958					
959					
960					
961					
962					
963					
964					
965					
966					
967					
968					
969					
970					
971					
972					
973					
974					
975					
976					
977					
978					
979					
980					
981					
982					
983					
984					
985					
986					
987					
988					

Column	A	B	C	D	E
Line #	**RunId**	**UnitCategory**	**UnitDescription**	**Year**	**UnitGeneration: : (MWH)**
989	[redacted]				
990					
991					
992					
993					
994					
995					
996					
997					
998					
999					
1000					
1001					
1002					
1003					
1004					
1005					
1006					
1007					
1008					
1009					
1010					
1011					
1012					
1013					
1014					
1015					
1016					
1017					
1018					
1019					
1020					
1021					
1022					
1023					
1024					
1025					
1026					

Column	A	B	C	D	E
Line #	**RunId**	**UnitCategory**	**UnitDescription**	**Year**	**UnitGeneration: : (MWH)**
1027	[redacted]				
1028					
1029					
1030					
1031					
1032					
1033					
1034					
1035					
1036					
1037					
1038					
1039					
1040					
1041					
1042					
1043					
1044					
1045					
1046					
1047					
1048					
1049					
1050					
1051					
1052					
1053					
1054					
1055					
1056					
1057					
1058					
1059					
1060					
1061					
1062					
1063					
1064					

Column	A	B	C	D	E
Line #	**RunId**	**UnitCategory**	**UnitDescription**	**Year**	**UnitGeneration: : (MWH)**
1065	[redacted]				
1066					
1067					
1068					
1069					
1070					
1071					
1072					
1073					
1074					
1075					
1076					
1077					
1078					
1079					
1080					
1081					
1082					
1083					
1084					
1085					
1086					
1087					
1088					
1089					
1090					
1091					
1092					
1093					
1094					
1095					
1096					
1097					
1098					
1099					
1100					
1101					
1102					

Column	A	B	C	D	E
Line #	**RunId**	**UnitCategory**	**UnitDescription**	**Year**	**UnitGeneration: : (MWH)**
1103	[redacted]				
1104					
1105					
1106					
1107					
1108					
1109					
1110					
1111					
1112					
1113					
1114					
1115					
1116					
1117					
1118					
1119					
1120					
1121					
1122					
1123					
1124					
1125					
1126					
1127					
1128					
1129					
1130					
1131					
1132					
1133					
1134					
1135					
1136					
1137					
1138					
1139					
1140					

Column	A	B	C	D	E
Line #	**RunId**	**UnitCategory**	**UnitDescription**	**Year**	**UnitGeneration: : (MWH)**
1141	[redacted]				
1142					
1143					
1144					
1145					
1146					
1147					
1148					
1149					
1150					
1151					
1152					
1153					
1154					
1155					
1156					
1157					
1158					
1159					
1160					
1161					
1162					
1163					
1164					
1165					
1166					
1167					
1168					
1169					
1170					
1171					
1172					
1173					
1174					
1175					
1176					
1177					
1178					

Column	A	B	C	D	E
Line #	**RunId**	**UnitCategory**	**UnitDescription**	**Year**	**UnitGeneration: : (MWH)**
1179	[redacted]				
1180					
1181					
1182					
1183					
1184					
1185					
1186					
1187					
1188					
1189					
1190					
1191					
1192					
1193					
1194					
1195					
1196					
1197					
1198					
1199					
1200					
1201					
1202					
1203					
1204					
1205					
1206					
1207					
1208					
1209					
1210					
1211					
1212					
1213					
1214					
1215					
1216					

Column	A	B	C	D	E
Line #	**RunId**	**UnitCategory**	**UnitDescription**	**Year**	**UnitGeneration: : (MWH)**
1217	[redacted]				
1218					
1219					
1220					
1221					
1222					
1223					
1224					
1225					
1226					
1227					
1228					
1229					
1230					
1231					
1232					
1233					
1234					
1235					
1236					
1237					
1238					
1239					
1240					
1241					
1242					
1243					
1244					
1245					
1246					
1247					
1248					
1249					
1250					
1251					
1252					
1253					
1254					

Column	A	B	C	D	E
Line #	**RunId**	**UnitCategory**	**UnitDescription**	**Year**	**UnitGeneration: : (MWH)**
1255	[redacted]				
1256					
1257					
1258					
1259					
1260					
1261					
1262					
1263					
1264					
1265					
1266					
1267					
1268					
1269					
1270					
1271					
1272					
1273					
1274					
1275					
1276					
1277					
1278					
1279					
1280					
1281					
1282					
1283					
1284					
1285					
1286					
1287					
1288					
1289					
1290					
1291					
1292					

Column	A	B	C	D	E
Line #	**RunId**	**UnitCategory**	**UnitDescription**	**Year**	**UnitGeneration: : (MWH)**
1293	[redacted]				
1294					
1295					
1296					
1297					
1298					
1299					
1300					
1301					
1302					
1303					
1304					
1305					
1306					
1307					
1308					
1309					
1310					
1311					
1312					
1313					
1314					
1315					
1316					
1317					
1318					
1319					
1320					
1321					
1322					
1323					
1324					
1325					
1326					
1327					
1328					
1329					
1330					

Column	A	B	C	D	E
Line #	**RunId**	**UnitCategory**	**UnitDescription**	**Year**	**UnitGeneration: : (MWH)**
1331	[redacted]				
1332					
1333					
1334					
1335					
1336					
1337					
1338					
1339					
1340					
1341					
1342					
1343					
1344					
1345					
1346					
1347					
1348					
1349					
1350					
1351					
1352					
1353					
1354					
1355					
1356					
1357					
1358					
1359					
1360					
1361					
1362					
1363					
1364					
1365					
1366					
1367					
1368					

Column	A	B	C	D	E
Line #	**RunId**	**UnitCategory**	**UnitDescription**	**Year**	**UnitGeneration: : (MWH)**
1369	[redacted]				
1370					
1371					
1372					
1373					
1374					
1375					
1376					
1377					
1378					
1379					
1380					
1381					
1382					
1383					
1384					
1385					
1386					
1387					
1388					
1389					
1390					
1391					
1392					
1393					
1394					
1395					
1396					
1397					
1398					
1399					
1400					
1401					
1402					
1403					
1404					
1405					
1406					

Column	A	B	C	D	E
Line #	**RunId**	**UnitCategory**	**UnitDescription**	**Year**	**UnitGeneration: : (MWH)**
1407	[redacted]				
1408					
1409					
1410					
1411					
1412					
1413					
1414					
1415					
1416					
1417					
1418					
1419					
1420					
1421					
1422					
1423					
1424					
1425					
1426					
1427					
1428					
1429					
1430					
1431					
1432					
1433					
1434					
1435					
1436					
1437					
1438					
1439					
1440					
1441					
1442					
1443					
1444					

Column	A	B	C	D	E
Line #	**RunId**	**UnitCategory**	**UnitDescription**	**Year**	**UnitGeneration: : (MWH)**
1445	[redacted]				
1446					
1447					
1448					
1449					
1450					
1451					
1452					
1453					
1454					
1455					
1456					
1457					
1458					
1459					
1460					
1461					
1462					
1463					
1464					
1465					
1466					
1467					
1468					
1469					
1470					
1471					
1472					
1473					
1474					
1475					
1476					
1477					
1478					
1479					
1480					
1481					
1482					

Column	A	B	C	D	E
Line #	**RunId**	**UnitCategory**	**UnitDescription**	**Year**	**UnitGeneration: : (MWH)**
1483	[redacted]				
1484					
1485					
1486					
1487					
1488					
1489					
1490					
1491					
1492					
1493					
1494					
1495					
1496					
1497					
1498					
1499					
1500					
1501					
1502					
1503					
1504					
1505					
1506					
1507					
1508					
1509					
1510					
1511					
1512					
1513					
1514					
1515					
1516					
1517					
1518					
1519					
1520					

Column	A	B	C	D	E
Line #	**RunId**	**UnitCategory**	**UnitDescription**	**Year**	**UnitGeneration: : (MWH)**
1521	[redacted]				
1522					
1523					
1524					
1525					
1526					
1527					
1528					
1529					
1530					
1531					
1532					
1533					
1534					
1535					
1536					
1537					
1538					
1539					
1540					
1541					
1542					
1543					
1544					
1545					
1546					
1547					
1548					
1549					
1550					
1551					
1552					
1553					
1554					
1555					
1556					
1557					
1558					

Column	A	B	C	D	E
Line #	**RunId**	**UnitCategory**	**UnitDescription**	**Year**	**UnitGeneration: : (MWH)**
1559	[redacted]				
1560					
1561					
1562					
1563					
1564					
1565					
1566					
1567					
1568					
1569					
1570					
1571					
1572					
1573					
1574					
1575					
1576					
1577					
1578					
1579					
1580					
1581					
1582					
1583					
1584					
1585					
1586					
1587					
1588					
1589					
1590					
1591					
1592					
1593					
1594					
1595					
1596					

Column	A	B	C	D	E
Line #	**RunId**	**UnitCategory**	**UnitDescription**	**Year**	**UnitGeneration: : (MWH)**
1597	[redacted]				
1598					
1599					
1600					
1601					
1602					
1603					
1604					
1605					
1606					
1607					
1608					
1609					
1610					
1611					
1612					
1613					
1614					
1615					
1616					
1617					
1618					
1619					
1620					
1621					
1622					
1623					
1624					
1625					
1626					
1627					
1628					
1629					
1630					
1631					
1632					
1633					
1634					

Column	A	B	C	D	E
Line #	**RunId**	**UnitCategory**	**UnitDescription**	**Year**	**UnitGeneration: : (MWH)**
1635	[redacted]				
1636					
1637					
1638					
1639					
1640					
1641					
1642					
1643					
1644					
1645					
1646					
1647					
1648					
1649					
1650					
1651					
1652					
1653					
1654					
1655					
1656					
1657					
1658					
1659					
1660					
1661					
1662					
1663					
1664					
1665					
1666					
1667					
1668					
1669					
1670					
1671					
1672					

Column	A	B	C	D	E
Line #	**RunId**	**UnitCategory**	**UnitDescription**	**Year**	**UnitGeneration: : (MWH)**
1673	[redacted]				
1674					
1675					
1676					
1677					
1678					
1679					
1680					
1681					
1682					
1683					
1684					
1685					
1686					
1687					
1688					
1689					
1690					
1691					
1692					
1693					
1694					
1695					
1696					
1697					
1698					
1699					
1700					
1701					
1702					
1703					
1704					
1705					
1706					
1707					
1708					
1709					
1710					

Column	A	B	C	D	E
Line #	**RunId**	**UnitCategory**	**UnitDescription**	**Year**	**UnitGeneration: : (MWH)**
1711	[redacted]				
1712					
1713					
1714					
1715					
1716					
1717					
1718					
1719					
1720					
1721					
1722					
1723					
1724					
1725					
1726					
1727					
1728					
1729					
1730					
1731					
1732					
1733					
1734					
1735					
1736					
1737					
1738					
1739					
1740					
1741					
1742					
1743					
1744					
1745					
1746					
1747					
1748					

Column	A	B	C	D	E
Line #	**RunId**	**UnitCategory**	**UnitDescription**	**Year**	**UnitGeneration: : (MWH)**
1749	[redacted]				
1750					
1751					
1752					
1753					
1754					
1755					
1756					
1757					
1758					
1759					
1760					
1761					
1762					
1763					
1764					
1765					
1766					
1767					
1768					
1769					
1770					
1771					
1772					
1773					
1774					
1775					
1776					
1777					
1778					
1779					
1780					
1781					
1782					
1783					
1784					
1785					
1786					

Column	A	B	C	D	E
Line #	**RunId**	**UnitCategory**	**UnitDescription**	**Year**	**UnitGeneration: : (MWH)**
1787	[redacted]				
1788					
1789					
1790					
1791					
1792					
1793					
1794					
1795					
1796					
1797					
1798					
1799					
1800					
1801					
1802					
1803					
1804					
1805					
1806					
1807					
1808					
1809					
1810					
1811					
1812					
1813					
1814					
1815					
1816					
1817					
1818					
1819					
1820					
1821					
1822					
1823					
1824					

Column	A	B	C	D	E
Line #	**RunId**	**UnitCategory**	**UnitDescription**	**Year**	**UnitGeneration: : (MWH)**
1825	[redacted]				
1826					
1827					
1828					
1829					
1830					
1831					
1832					
1833					
1834					
1835					
1836					
1837					
1838					
1839					
1840					
1841					
1842					
1843					
1844					
1845					
1846					
1847					
1848					
1849					
1850					
1851					
1852					
1853					
1854					
1855					
1856					
1857					
1858					
1859					
1860					
1861					
1862					

Column	A	B	C	D	E
Line #	**RunId**	**UnitCategory**	**UnitDescription**	**Year**	**UnitGeneration: : (MWH)**
1863	[redacted]				
1864					
1865					
1866					
1867					
1868					
1869					
1870					
1871					
1872					
1873					
1874					
1875					
1876					
1877					
1878					
1879					
1880					
1881					
1882					
1883					
1884					
1885					
1886					
1887					
1888					
1889					
1890					
1891					
1892					
1893					
1894					
1895					
1896					
1897					
1898					
1899					
1900					

Column	A	B	C	D	E
Line #	**RunId**	**UnitCategory**	**UnitDescription**	**Year**	**UnitGeneration: : (MWH)**
1901	[redacted]				
1902					
1903					
1904					
1905					
1906					
1907					
1908					
1909					
1910					
1911					
1912					
1913					
1914					
1915					
1916					
1917					
1918					
1919					
1920					
1921					
1922					
1923					
1924					
1925					
1926					
1927					
1928					
1929					
1930					
1931					
1932					
1933					
1934					
1935					
1936					
1937					
1938					

Column	A	B	C	D	E
Line #	**RunId**	**UnitCategory**	**UnitDescription**	**Year**	**UnitGeneration: : (MWH)**
1939	[redacted]				
1940					
1941					
1942					
1943					
1944					
1945					
1946					
1947					
1948					
1949					
1950					
1951					
1952					
1953					
1954					
1955					
1956					
1957					
1958					
1959					
1960					
1961					
1962					
1963					
1964					
1965					
1966					
1967					
1968					
1969					
1970					
1971					
1972					
1973					
1974					
1975					
1976					

Column	A	B	C	D	E
Line #	**RunId**	**UnitCategory**	**UnitDescription**	**Year**	**UnitGeneration: : (MWH)**
1977	[redacted]				
1978					
1979					
1980					
1981					
1982					
1983					
1984					
1985					
1986					
1987					
1988					
1989					
1990					
1991					
1992					
1993					
1994					
1995					
1996					
1997					
1998					
1999					
2000					
2001					
2002					
2003					
2004					
2005					
2006					
2007					
2008					

Column	F	G	H	I
Line #	**TotVarProdCostByUnit: : ($)**	**UnitEmissions: NOX: (LBS)**	**UnitEmissions: RGGICO2: (LBS)**	**UnitEmissions: SOX: (LBS)**
1	[redacted]			
2				
3				
4				
5				
6				
7				
8				
9				
10				
11				
12				
13				
14				
15				
16				
17				
18				
19				
20				
21				
22				
23				
24				
25				
26				
27				
28				
29				
30				
31				
32				
33				
34				
35				
36				
37				
38				

Column	F	G	H	I
Line #	**TotVarProdCostByUnit: : ($)**	**UnitEmissions: NOX: (LBS)**	**UnitEmissions: RGGICO2: (LBS)**	**UnitEmissions: SOX: (LBS)**
39	[redacted]			
40				
41				
42				
43				
44				
45				
46				
47				
48				
49				
50				
51				
52				
53				
54				
55				
56				
57				
58				
59				
60				
61				
62				
63				
64				
65				
66				
67				
68				
69				
70				
71				
72				
73				
74				
75				
76				

Column	F	G	H	I
Line #	**TotVarProdCostByUnit: : ($)**	**UnitEmissions: NOX: (LBS)**	**UnitEmissions: RGGICO2: (LBS)**	**UnitEmissions: SOX: (LBS)**
77	[redacted]			
78				
79				
80				
81				
82				
83				
84				
85				
86				
87				
88				
89				
90				
91				
92				
93				
94				
95				
96				
97				
98				
99				
100				
101				
102				
103				
104				
105				
106				
107				
108				
109				
110				
111				
112				
113				
114				

Column	F	G	H	I
Line #	**TotVarProdCostByUnit: : ($)**	**UnitEmissions: NOX: (LBS)**	**UnitEmissions: RGGICO2: (LBS)**	**UnitEmissions: SOX: (LBS)**
115	[redacted]			
116				
117				
118				
119				
120				
121				
122				
123				
124				
125				
126				
127				
128				
129				
130				
131				
132				
133				
134				
135				
136				
137				
138				
139				
140				
141				
142				
143				
144				
145				
146				
147				
148				
149				
150				
151				
152				

Column	F	G	H	I
Line #	**TotVarProdCostByUnit: : ($)**	**UnitEmissions: NOX: (LBS)**	**UnitEmissions: RGGICO2: (LBS)**	**UnitEmissions: SOX: (LBS)**
153	[redacted]			
154				
155				
156				
157				
158				
159				
160				
161				
162				
163				
164				
165				
166				
167				
168				
169				
170				
171				
172				
173				
174				
175				
176				
177				
178				
179				
180				
181				
182				
183				
184				
185				
186				
187				
188				
189				
190				

Column	F	G	H	I
Line #	**TotVarProdCostByUnit: : ($)**	**UnitEmissions: NOX: (LBS)**	**UnitEmissions: RGGICO2: (LBS)**	**UnitEmissions: SOX: (LBS)**
191	[redacted]			
192				
193				
194				
195				
196				
197				
198				
199				
200				
201				
202				
203				
204				
205				
206				
207				
208				
209				
210				
211				
212				
213				
214				
215				
216				
217				
218				
219				
220				
221				
222				
223				
224				
225				
226				
227				
228				

Column	F	G	H	I
Line #	**TotVarProdCostByUnit: : ($)**	**UnitEmissions: NOX: (LBS)**	**UnitEmissions: RGGICO2: (LBS)**	**UnitEmissions: SOX: (LBS)**
229	[redacted]			
230				
231				
232				
233				
234				
235				
236				
237				
238				
239				
240				
241				
242				
243				
244				
245				
246				
247				
248				
249				
250				
251				
252				
253				
254				
255				
256				
257				
258				
259				
260				
261				
262				
263				
264				
265				
266				

REDACTED

Column	F	G	H	I
Line #	TotVarProdCostByUnit: : ($)	UnitEmissions: NOX: (LBS)	UnitEmissions: RGGICO2: (LBS)	UnitEmissions: SOX: (LBS)
267	[redacted]			
268				
269				
270				
271				
272				
273				
274				
275				
276				
277				
278				
279				
280				
281				
282				
283				
284				
285				
286				
287				
288				
289				
290				
291				
292				
293				
294				
295				
296				
297				
298				
299				
300				
301				
302				
303				
304				

Column	F	G	H	I
Line #	TotVarProdCostByUnit: : ($)	UnitEmissions: NOX: (LBS)	UnitEmissions: RGGICO2: (LBS)	UnitEmissions: SOX: (LBS)
305	[redacted]			
306				
307				
308				
309				
310				
311				
312				
313				
314				
315				
316				
317				
318				
319				
320				
321				
322				
323				
324				
325				
326				
327				
328				
329				
330				
331				
332				
333				
334				
335				
336				
337				
338				
339				
340				
341				
342				

Column	F	G	H	I
Line #	**TotVarProdCostByUnit: : ($)**	**UnitEmissions: NOX: (LBS)**	**UnitEmissions: RGGICO2: (LBS)**	**UnitEmissions: SOX: (LBS)**
343	[redacted]			
344				
345				
346				
347				
348				
349				
350				
351				
352				
353				
354				
355				
356				
357				
358				
359				
360				
361				
362				
363				
364				
365				
366				
367				
368				
369				
370				
371				
372				
373				
374				
375				
376				
377				
378				
379				
380				

Column	F	G	H	I
Line #	**TotVarProdCostByUnit: : ($)**	**UnitEmissions: NOX: (LBS)**	**UnitEmissions: RGGICO2: (LBS)**	**UnitEmissions: SOX: (LBS)**
381	[redacted]			
382				
383				
384				
385				
386				
387				
388				
389				
390				
391				
392				
393				
394				
395				
396				
397				
398				
399				
400				
401				
402				
403				
404				
405				
406				
407				
408				
409				
410				
411				
412				
413				
414				
415				
416				
417				
418				

Column	F	G	H	I
Line #	TotVarProdCostByUnit: : ($)	UnitEmissions: NOX: (LBS)	UnitEmissions: RGGICO2: (LBS)	UnitEmissions: SOX: (LBS)
419	[redacted]			
420				
421				
422				
423				
424				
425				
426				
427				
428				
429				
430				
431				
432				
433				
434				
435				
436				
437				
438				
439				
440				
441				
442				
443				
444				
445				
446				
447				
448				
449				
450				
451				
452				
453				
454				
455				
456				

Column	F	G	H	I
Line #	TotVarProdCostByUnit: : ($)	UnitEmissions: NOX: (LBS)	UnitEmissions: RGGICO2: (LBS)	UnitEmissions: SOX: (LBS)
457	[redacted]			
458				
459				
460				
461				
462				
463				
464				
465				
466				
467				
468				
469				
470				
471				
472				
473				
474				
475				
476				
477				
478				
479				
480				
481				
482				
483				
484				
485				
486				
487				
488				
489				
490				
491				
492				
493				
494				

Column	F	G	H	I
Line #	**TotVarProdCostByUnit: : ($)**	**UnitEmissions: NOX: (LBS)**	**UnitEmissions: RGGICO2: (LBS)**	**UnitEmissions: SOX: (LBS)**
495	[redacted]			
496				
497				
498				
499				
500				
501				
502				
503				
504				
505				
506				
507				
508				
509				
510				
511				
512				
513				
514				
515				
516				
517				
518				
519				
520				
521				
522				
523				
524				
525				
526				
527				
528				
529				
530				
531				
532				

Column	F	G	H	I
Line #	**TotVarProdCostByUnit: : ($)**	**UnitEmissions: NOX: (LBS)**	**UnitEmissions: RGGICO2: (LBS)**	**UnitEmissions: SOX: (LBS)**
533	[redacted]			
534				
535				
536				
537				
538				
539				
540				
541				
542				
543				
544				
545				
546				
547				
548				
549				
550				
551				
552				
553				
554				
555				
556				
557				
558				
559				
560				
561				
562				
563				
564				
565				
566				
567				
568				
569				
570				

Column	F	G	H	I
Line #	**TotVarProdCostByUnit: : ($)**	**UnitEmissions: NOX: (LBS)**	**UnitEmissions: RGGICO2: (LBS)**	**UnitEmissions: SOX: (LBS)**
571	[redacted]			
572				
573				
574				
575				
576				
577				
578				
579				
580				
581				
582				
583				
584				
585				
586				
587				
588				
589				
590				
591				
592				
593				
594				
595				
596				
597				
598				
599				
600				
601				
602				
603				
604				
605				
606				
607				
608				

Column	F	G	H	I
Line #	**TotVarProdCostByUnit: : ($)**	**UnitEmissions: NOX: (LBS)**	**UnitEmissions: RGGICO2: (LBS)**	**UnitEmissions: SOX: (LBS)**
609	[redacted]			
610				
611				
612				
613				
614				
615				
616				
617				
618				
619				
620				
621				
622				
623				
624				
625				
626				
627				
628				
629				
630				
631				
632				
633				
634				
635				
636				
637				
638				
639				
640				
641				
642				
643				
644				
645				
646				

Column	F	G	H	I
Line #	TotVarProdCostByUnit: : ($)	UnitEmissions: NOX: (LBS)	UnitEmissions: RGGICO2: (LBS)	UnitEmissions: SOX: (LBS)
647	[redacted]			
648				
649				
650				
651				
652				
653				
654				
655				
656				
657				
658				
659				
660				
661				
662				
663				
664				
665				
666				
667				
668				
669				
670				
671				
672				
673				
674				
675				
676				
677				
678				
679				
680				
681				
682				
683				
684				

Column	F	G	H	I
Line #	TotVarProdCostByUnit: : ($)	UnitEmissions: NOX: (LBS)	UnitEmissions: RGGICO2: (LBS)	UnitEmissions: SOX: (LBS)
685	[redacted]			
686				
687				
688				
689				
690				
691				
692				
693				
694				
695				
696				
697				
698				
699				
700				
701				
702				
703				
704				
705				
706				
707				
708				
709				
710				
711				
712				
713				
714				
715				
716				
717				
718				
719				
720				
721				
722				

Column	F	G	H	I
Line #	**TotVarProdCostByUnit: : ($)**	**UnitEmissions: NOX: (LBS)**	**UnitEmissions: RGGICO2: (LBS)**	**UnitEmissions: SOX: (LBS)**
723	[redacted]			
724				
725				
726				
727				
728				
729				
730				
731				
732				
733				
734				
735				
736				
737				
738				
739				
740				
741				
742				
743				
744				
745				
746				
747				
748				
749				
750				
751				
752				
753				
754				
755				
756				
757				
758				
759				
760				

Column	F	G	H	I
Line #	TotVarProdCostByUnit: : ($)	UnitEmissions: NOX: (LBS)	UnitEmissions: RGGICO2: (LBS)	UnitEmissions: SOX: (LBS)
761	[redacted]			
762				
763				
764				
765				
766				
767				
768				
769				
770				
771				
772				
773				
774				
775				
776				
777				
778				
779				
780				
781				
782				
783				
784				
785				
786				
787				
788				
789				
790				
791				
792				
793				
794				
795				
796				
797				
798				

Column	F	G	H	I
Line #	**TotVarProdCostByUnit: : ($)**	**UnitEmissions: NOX: (LBS)**	**UnitEmissions: RGGICO2: (LBS)**	**UnitEmissions: SOX: (LBS)**
799	[redacted]			
800				
801				
802				
803				
804				
805				
806				
807				
808				
809				
810				
811				
812				
813				
814				
815				
816				
817				
818				
819				
820				
821				
822				
823				
824				
825				
826				
827				
828				
829				
830				
831				
832				
833				
834				
835				
836				

Column	F	G	H	I
Line #	TotVarProdCostByUnit: : ($)	UnitEmissions: NOX: (LBS)	UnitEmissions: RGGICO2: (LBS)	UnitEmissions: SOX: (LBS)
837	[redacted]			
838				
839				
840				
841				
842				
843				
844				
845				
846				
847				
848				
849				
850				
851				
852				
853				
854				
855				
856				
857				
858				
859				
860				
861				
862				
863				
864				
865				
866				
867				
868				
869				
870				
871				
872				
873				
874				

Column	F	G	H	I
Line #	**TotVarProdCostByUnit: : ($)**	**UnitEmissions: NOX: (LBS)**	**UnitEmissions: RGGICO2: (LBS)**	**UnitEmissions: SOX: (LBS)**
875	[redacted]			
876				
877				
878				
879				
880				
881				
882				
883				
884				
885				
886				
887				
888				
889				
890				
891				
892				
893				
894				
895				
896				
897				
898				
899				
900				
901				
902				
903				
904				
905				
906				
907				
908				
909				
910				
911				
912				

Column	F	G	H	I
Line #	TotVarProdCostByUnit: : ($)	UnitEmissions: NOX: (LBS)	UnitEmissions: RGGICO2: (LBS)	UnitEmissions: SOX: (LBS)
913	[redacted]			
914				
915				
916				
917				
918				
919				
920				
921				
922				
923				
924				
925				
926				
927				
928				
929				
930				
931				
932				
933				
934				
935				
936				
937				
938				
939				
940				
941				
942				
943				
944				
945				
946				
947				
948				
949				
950				

Column	F	G	H	I
Line #	**TotVarProdCostByUnit: : ($)**	**UnitEmissions: NOX: (LBS)**	**UnitEmissions: RGGICO2: (LBS)**	**UnitEmissions: SOX: (LBS)**
951	[redacted]			
952				
953				
954				
955				
956				
957				
958				
959				
960				
961				
962				
963				
964				
965				
966				
967				
968				
969				
970				
971				
972				
973				
974				
975				
976				
977				
978				
979				
980				
981				
982				
983				
984				
985				
986				
987				
988				

Column	F	G	H	I
Line #	**TotVarProdCostByUnit: : ($)**	**UnitEmissions: NOX: (LBS)**	**UnitEmissions: RGGICO2: (LBS)**	**UnitEmissions: SOX: (LBS)**
989	[redacted]			
990				
991				
992				
993				
994				
995				
996				
997				
998				
999				
1000				
1001				
1002				
1003				
1004				
1005				
1006				
1007				
1008				
1009				
1010				
1011				
1012				
1013				
1014				
1015				
1016				
1017				
1018				
1019				
1020				
1021				
1022				
1023				
1024				
1025				
1026				

Column	F	G	H	I
Line #	TotVarProdCostByUnit: : ($)	UnitEmissions: NOX: (LBS)	UnitEmissions: RGGICO2: (LBS)	UnitEmissions: SOX: (LBS)
1027	[redacted]			
1028				
1029				
1030				
1031				
1032				
1033				
1034				
1035				
1036				
1037				
1038				
1039				
1040				
1041				
1042				
1043				
1044				
1045				
1046				
1047				
1048				
1049				
1050				
1051				
1052				
1053				
1054				
1055				
1056				
1057				
1058				
1059				
1060				
1061				
1062				
1063				
1064				

Column	F	G	H	I
Line #	**TotVarProdCostByUnit: : ($)**	**UnitEmissions: NOX: (LBS)**	**UnitEmissions: RGGICO2: (LBS)**	**UnitEmissions: SOX: (LBS)**
1065	[redacted]			
1066				
1067				
1068				
1069				
1070				
1071				
1072				
1073				
1074				
1075				
1076				
1077				
1078				
1079				
1080				
1081				
1082				
1083				
1084				
1085				
1086				
1087				
1088				
1089				
1090				
1091				
1092				
1093				
1094				
1095				
1096				
1097				
1098				
1099				
1100				
1101				
1102				

Column	F	G	H	I
Line #	**TotVarProdCostByUnit: : ($)**	**UnitEmissions: NOX: (LBS)**	**UnitEmissions: RGGICO2: (LBS)**	**UnitEmissions: SOX: (LBS)**
1103	[redacted]			
1104				
1105				
1106				
1107				
1108				
1109				
1110				
1111				
1112				
1113				
1114				
1115				
1116				
1117				
1118				
1119				
1120				
1121				
1122				
1123				
1124				
1125				
1126				
1127				
1128				
1129				
1130				
1131				
1132				
1133				
1134				
1135				
1136				
1137				
1138				
1139				
1140				

Column	F	G	H	I
Line #	TotVarProdCostByUnit: : ($)	UnitEmissions: NOX: (LBS)	UnitEmissions: RGGICO2: (LBS)	UnitEmissions: SOX: (LBS)
1141	[redacted]			
1142				
1143				
1144				
1145				
1146				
1147				
1148				
1149				
1150				
1151				
1152				
1153				
1154				
1155				
1156				
1157				
1158				
1159				
1160				
1161				
1162				
1163				
1164				
1165				
1166				
1167				
1168				
1169				
1170				
1171				
1172				
1173				
1174				
1175				
1176				
1177				
1178				

Column	F	G	H	I
Line #	**TotVarProdCostByUnit: : ($)**	**UnitEmissions: NOX: (LBS)**	**UnitEmissions: RGGICO2: (LBS)**	**UnitEmissions: SOX: (LBS)**
1179	[redacted]			
1180				
1181				
1182				
1183				
1184				
1185				
1186				
1187				
1188				
1189				
1190				
1191				
1192				
1193				
1194				
1195				
1196				
1197				
1198				
1199				
1200				
1201				
1202				
1203				
1204				
1205				
1206				
1207				
1208				
1209				
1210				
1211				
1212				
1213				
1214				
1215				
1216				

Column	F	G	H	I
Line #	**TotVarProdCostByUnit: : ($)**	**UnitEmissions: NOX: (LBS)**	**UnitEmissions: RGGICO2: (LBS)**	**UnitEmissions: SOX: (LBS)**
1217	[redacted]			
1218				
1219				
1220				
1221				
1222				
1223				
1224				
1225				
1226				
1227				
1228				
1229				
1230				
1231				
1232				
1233				
1234				
1235				
1236				
1237				
1238				
1239				
1240				
1241				
1242				
1243				
1244				
1245				
1246				
1247				
1248				
1249				
1250				
1251				
1252				
1253				
1254				

Column	F	G	H	I
Line #	**TotVarProdCostByUnit: : ($)**	**UnitEmissions: NOX: (LBS)**	**UnitEmissions: RGGICO2: (LBS)**	**UnitEmissions: SOX: (LBS)**
1255	[redacted]			
1256				
1257				
1258				
1259				
1260				
1261				
1262				
1263				
1264				
1265				
1266				
1267				
1268				
1269				
1270				
1271				
1272				
1273				
1274				
1275				
1276				
1277				
1278				
1279				
1280				
1281				
1282				
1283				
1284				
1285				
1286				
1287				
1288				
1289				
1290				
1291				
1292				

Column	F	G	H	I
Line #	**TotVarProdCostByUnit: : ($)**	**UnitEmissions: NOX: (LBS)**	**UnitEmissions: RGGICO2: (LBS)**	**UnitEmissions: SOX: (LBS)**
1293	[redacted]			
1294				
1295				
1296				
1297				
1298				
1299				
1300				
1301				
1302				
1303				
1304				
1305				
1306				
1307				
1308				
1309				
1310				
1311				
1312				
1313				
1314				
1315				
1316				
1317				
1318				
1319				
1320				
1321				
1322				
1323				
1324				
1325				
1326				
1327				
1328				
1329				
1330				

Column	F	G	H	I
Line #	**TotVarProdCostByUnit: : ($)**	**UnitEmissions: NOX: (LBS)**	**UnitEmissions: RGGICO2: (LBS)**	**UnitEmissions: SOX: (LBS)**
1331	[redacted]			
1332				
1333				
1334				
1335				
1336				
1337				
1338				
1339				
1340				
1341				
1342				
1343				
1344				
1345				
1346				
1347				
1348				
1349				
1350				
1351				
1352				
1353				
1354				
1355				
1356				
1357				
1358				
1359				
1360				
1361				
1362				
1363				
1364				
1365				
1366				
1367				
1368				

Column	F	G	H	I
Line #	TotVarProdCostByUnit: : ($)	UnitEmissions: NOX: (LBS)	UnitEmissions: RGGICO2: (LBS)	UnitEmissions: SOX: (LBS)
1369	[redacted]			
1370				
1371				
1372				
1373				
1374				
1375				
1376				
1377				
1378				
1379				
1380				
1381				
1382				
1383				
1384				
1385				
1386				
1387				
1388				
1389				
1390				
1391				
1392				
1393				
1394				
1395				
1396				
1397				
1398				
1399				
1400				
1401				
1402				
1403				
1404				
1405				
1406				

Column	F	G	H	I
Line #	**TotVarProdCostByUnit: : ($)**	**UnitEmissions: NOX: (LBS)**	**UnitEmissions: RGGICO2: (LBS)**	**UnitEmissions: SOX: (LBS)**
1407	[redacted]			
1408				
1409				
1410				
1411				
1412				
1413				
1414				
1415				
1416				
1417				
1418				
1419				
1420				
1421				
1422				
1423				
1424				
1425				
1426				
1427				
1428				
1429				
1430				
1431				
1432				
1433				
1434				
1435				
1436				
1437				
1438				
1439				
1440				
1441				
1442				
1443				
1444				

Column	F	G	H	I
Line #	**TotVarProdCostByUnit: : ($)**	**UnitEmissions: NOX: (LBS)**	**UnitEmissions: RGGICO2: (LBS)**	**UnitEmissions: SOX: (LBS)**
1445	[redacted]			
1446				
1447				
1448				
1449				
1450				
1451				
1452				
1453				
1454				
1455				
1456				
1457				
1458				
1459				
1460				
1461				
1462				
1463				
1464				
1465				
1466				
1467				
1468				
1469				
1470				
1471				
1472				
1473				
1474				
1475				
1476				
1477				
1478				
1479				
1480				
1481				
1482				

Column	F	G	H	I
Line #	**TotVarProdCostByUnit: : ($)**	**UnitEmissions: NOX: (LBS)**	**UnitEmissions: RGGICO2: (LBS)**	**UnitEmissions: SOX: (LBS)**
1483	[redacted]			
1484				
1485				
1486				
1487				
1488				
1489				
1490				
1491				
1492				
1493				
1494				
1495				
1496				
1497				
1498				
1499				
1500				
1501				
1502				
1503				
1504				
1505				
1506				
1507				
1508				
1509				
1510				
1511				
1512				
1513				
1514				
1515				
1516				
1517				
1518				
1519				
1520				

Column	F	G	H	I
Line #	**TotVarProdCostByUnit: : ($)**	**UnitEmissions: NOX: (LBS)**	**UnitEmissions: RGGICO2: (LBS)**	**UnitEmissions: SOX: (LBS)**
1521	[redacted]			
1522				
1523				
1524				
1525				
1526				
1527				
1528				
1529				
1530				
1531				
1532				
1533				
1534				
1535				
1536				
1537				
1538				
1539				
1540				
1541				
1542				
1543				
1544				
1545				
1546				
1547				
1548				
1549				
1550				
1551				
1552				
1553				
1554				
1555				
1556				
1557				
1558				

Column	F	G	H	I
Line #	**TotVarProdCostByUnit: : ($)**	**UnitEmissions: NOX: (LBS)**	**UnitEmissions: RGGICO2: (LBS)**	**UnitEmissions: SOX: (LBS)**
1559	[redacted]			
1560				
1561				
1562				
1563				
1564				
1565				
1566				
1567				
1568				
1569				
1570				
1571				
1572				
1573				
1574				
1575				
1576				
1577				
1578				
1579				
1580				
1581				
1582				
1583				
1584				
1585				
1586				
1587				
1588				
1589				
1590				
1591				
1592				
1593				
1594				
1595				
1596				

Column	F	G	H	I
Line #	**TotVarProdCostByUnit: : ($)**	**UnitEmissions: NOX: (LBS)**	**UnitEmissions: RGGICO2: (LBS)**	**UnitEmissions: SOX: (LBS)**
1597	[redacted]			
1598				
1599				
1600				
1601				
1602				
1603				
1604				
1605				
1606				
1607				
1608				
1609				
1610				
1611				
1612				
1613				
1614				
1615				
1616				
1617				
1618				
1619				
1620				
1621				
1622				
1623				
1624				
1625				
1626				
1627				
1628				
1629				
1630				
1631				
1632				
1633				
1634				

Column	F	G	H	I
Line #	**TotVarProdCostByUnit: : ($)**	**UnitEmissions: NOX: (LBS)**	**UnitEmissions: RGGICO2: (LBS)**	**UnitEmissions: SOX: (LBS)**
1635	[redacted]			
1636				
1637				
1638				
1639				
1640				
1641				
1642				
1643				
1644				
1645				
1646				
1647				
1648				
1649				
1650				
1651				
1652				
1653				
1654				
1655				
1656				
1657				
1658				
1659				
1660				
1661				
1662				
1663				
1664				
1665				
1666				
1667				
1668				
1669				
1670				
1671				
1672				

Column	F	G	H	I
Line #	TotVarProdCostByUnit: : ($)	UnitEmissions: NOX: (LBS)	UnitEmissions: RGGICO2: (LBS)	UnitEmissions: SOX: (LBS)
1673	[redacted]			
1674				
1675				
1676				
1677				
1678				
1679				
1680				
1681				
1682				
1683				
1684				
1685				
1686				
1687				
1688				
1689				
1690				
1691				
1692				
1693				
1694				
1695				
1696				
1697				
1698				
1699				
1700				
1701				
1702				
1703				
1704				
1705				
1706				
1707				
1708				
1709				
1710				

Column	F	G	H	I
Line #	TotVarProdCostByUnit: : ($)	UnitEmissions: NOX: (LBS)	UnitEmissions: RGGICO2: (LBS)	UnitEmissions: SOX: (LBS)
1711	[redacted]			
1712				
1713				
1714				
1715				
1716				
1717				
1718				
1719				
1720				
1721				
1722				
1723				
1724				
1725				
1726				
1727				
1728				
1729				
1730				
1731				
1732				
1733				
1734				
1735				
1736				
1737				
1738				
1739				
1740				
1741				
1742				
1743				
1744				
1745				
1746				
1747				
1748				

REDACTED

Column	F	G	H	I
Line #	TotVarProdCostByUnit: : ($)	UnitEmissions: NOX: (LBS)	UnitEmissions: RGGICO2: (LBS)	UnitEmissions: SOX: (LBS)
1749	[redacted]			
1750				
1751				
1752				
1753				
1754				
1755				
1756				
1757				
1758				
1759				
1760				
1761				
1762				
1763				
1764				
1765				
1766				
1767				
1768				
1769				
1770				
1771				
1772				
1773				
1774				
1775				
1776				
1777				
1778				
1779				
1780				
1781				
1782				
1783				
1784				
1785				
1786				

Column	F	G	H	I
Line #	TotVarProdCostByUnit: : ($)	UnitEmissions: NOX: (LBS)	UnitEmissions: RGGICO2: (LBS)	UnitEmissions: SOX: (LBS)
1787	[redacted]			
1788				
1789				
1790				
1791				
1792				
1793				
1794				
1795				
1796				
1797				
1798				
1799				
1800				
1801				
1802				
1803				
1804				
1805				
1806				
1807				
1808				
1809				
1810				
1811				
1812				
1813				
1814				
1815				
1816				
1817				
1818				
1819				
1820				
1821				
1822				
1823				
1824				

Column	F	G	H	I
Line #	**TotVarProdCostByUnit: : ($)**	**UnitEmissions: NOX: (LBS)**	**UnitEmissions: RGGICO2: (LBS)**	**UnitEmissions: SOX: (LBS)**
1825	[redacted]			
1826				
1827				
1828				
1829				
1830				
1831				
1832				
1833				
1834				
1835				
1836				
1837				
1838				
1839				
1840				
1841				
1842				
1843				
1844				
1845				
1846				
1847				
1848				
1849				
1850				
1851				
1852				
1853				
1854				
1855				
1856				
1857				
1858				
1859				
1860				
1861				
1862				

Column	F	G	H	I
Line #	**TotVarProdCostByUnit: : ($)**	**UnitEmissions: NOX: (LBS)**	**UnitEmissions: RGGICO2: (LBS)**	**UnitEmissions: SOX: (LBS)**
1863	[redacted]			
1864				
1865				
1866				
1867				
1868				
1869				
1870				
1871				
1872				
1873				
1874				
1875				
1876				
1877				
1878				
1879				
1880				
1881				
1882				
1883				
1884				
1885				
1886				
1887				
1888				
1889				
1890				
1891				
1892				
1893				
1894				
1895				
1896				
1897				
1898				
1899				
1900				

Column	F	G	H	I
Line #	**TotVarProdCostByUnit: : ($)**	**UnitEmissions: NOX: (LBS)**	**UnitEmissions: RGGICO2: (LBS)**	**UnitEmissions: SOX: (LBS)**
1901	[redacted]			
1902				
1903				
1904				
1905				
1906				
1907				
1908				
1909				
1910				
1911				
1912				
1913				
1914				
1915				
1916				
1917				
1918				
1919				
1920				
1921				
1922				
1923				
1924				
1925				
1926				
1927				
1928				
1929				
1930				
1931				
1932				
1933				
1934				
1935				
1936				
1937				
1938				

Column	F	G	H	I
Line #	TotVarProdCostByUnit: : ($)	UnitEmissions: NOX: (LBS)	UnitEmissions: RGGICO2: (LBS)	UnitEmissions: SOX: (LBS)
1939	[redacted]			
1940				
1941				
1942				
1943				
1944				
1945				
1946				
1947				
1948				
1949				
1950				
1951				
1952				
1953				
1954				
1955				
1956				
1957				
1958				
1959				
1960				
1961				
1962				
1963				
1964				
1965				
1966				
1967				
1968				
1969				
1970				
1971				
1972				
1973				
1974				
1975				
1976				

REDACTED

Column	F	G	H	I
Line #	TotVarProdCostByUnit: : ($)	UnitEmissions: NOX: (LBS)	UnitEmissions: RGGICO2: (LBS)	UnitEmissions: SOX: (LBS)
1977	[redacted]			
1978				
1979				
1980				
1981				
1982				
1983				
1984				
1985				
1986				
1987				
1988				
1989				
1990				
1991				
1992				
1993				
1994				
1995				
1996				
1997				
1998				
1999				
2000				
2001				
2002				
2003				
2004				
2005				
2006				
2007				
2008				

Column	A	B	C	D
Line #	RunId	UnitDescription	FuelDescription	Year
1	[redacted]			
2				
3				
4				
5				
6				
7				
8				
9				
10				
11				
12				
13				
14				
15				
16				
17				
18				
19				
20				
21				
22				
23				
24				
25				
26				
27				
28				
29				
30				
31				
32				
33				
34				
35				
36				
37				
38				

Column	A	B	C	D
Line #	**RunId**	**UnitDescription**	**FuelDescription**	**Year**
39	[redacted]			
40				
41				
42				
43				
44				
45				
46				
47				
48				
49				
50				
51				
52				
53				
54				
55				
56				
57				
58				
59				
60				
61				
62				
63				
64				
65				
66				
67				
68				
69				
70				
71				
72				
73				
74				
75				
76				

Column	A	B	C	D
Line #	**RunId**	**UnitDescription**	**FuelDescription**	**Year**
77	[redacted]			
78				
79				
80				
81				
82				
83				
84				
85				
86				
87				
88				
89				
90				
91				
92				
93				
94				
95				
96				
97				
98				
99				
100				
101				
102				
103				
104				
105				
106				
107				
108				
109				
110				
111				
112				
113				
114				

Column	A	B	C	D
Line #	**RunId**	**UnitDescription**	**FuelDescription**	**Year**
115	[redacted]			
116				
117				
118				
119				
120				
121				
122				
123				
124				
125				
126				
127				
128				
129				
130				
131				
132				
133				
134				
135				
136				
137				
138				
139				
140				
141				
142				
143				
144				
145				
146				
147				
148				
149				
150				
151				
152				

Column	A	B	C	D
Line #	**RunId**	**UnitDescription**	**FuelDescription**	**Year**
153	[redacted]			
154				
155				
156				
157				
158				
159				
160				
161				
162				
163				
164				
165				
166				
167				
168				
169				
170				
171				
172				
173				
174				
175				
176				
177				
178				
179				
180				
181				
182				
183				
184				
185				
186				
187				
188				
189				
190				

Column	A	B	C	D
Line #	**RunId**	**UnitDescription**	**FuelDescription**	**Year**
191	[redacted]			
192				
193				
194				
195				
196				
197				
198				
199				
200				
201				
202				
203				
204				
205				
206				
207				
208				
209				
210				
211				
212				
213				
214				
215				
216				
217				
218				
219				
220				
221				
222				
223				
224				
225				
226				
227				
228				

Column	A	B	C	D
Line #	**RunId**	**UnitDescription**	**FuelDescription**	**Year**
229	[redacted]			
230				
231				
232				
233				
234				
235				
236				
237				
238				
239				
240				
241				
242				
243				
244				
245				
246				
247				
248				
249				
250				
251				
252				
253				
254				
255				
256				
257				
258				
259				
260				
261				
262				
263				
264				
265				
266				

Column	A	B	C	D
Line #	**RunId**	**UnitDescription**	**FuelDescription**	**Year**
267	[redacted]			
268				
269				
270				
271				
272				
273				
274				
275				
276				
277				
278				
279				
280				
281				
282				
283				
284				
285				
286				
287				
288				
289				
290				
291				
292				
293				
294				
295				
296				
297				
298				
299				
300				
301				
302				
303				
304				

Column	A	B	C	D
Line #	RunId	UnitDescription	FuelDescription	Year
305	[redacted]			
306				
307				
308				
309				
310				
311				
312				
313				
314				
315				
316				
317				
318				
319				
320				
321				
322				
323				
324				
325				
326				
327				
328				
329				
330				
331				
332				
333				
334				
335				
336				
337				
338				
339				
340				
341				
342				

Column	A	B	C	D
Line #	**RunId**	**UnitDescription**	**FuelDescription**	**Year**
343	[redacted]			
344				
345				
346				
347				
348				
349				
350				
351				
352				
353				
354				
355				
356				
357				
358				
359				
360				
361				
362				
363				
364				
365				
366				
367				
368				
369				
370				
371				
372				
373				
374				
375				
376				
377				
378				
379				
380				

Column	A	B	C	D
Line #	**RunId**	**UnitDescription**	**FuelDescription**	**Year**
381	[redacted]			
382				
383				
384				
385				
386				
387				
388				
389				
390				
391				
392				
393				
394				
395				
396				
397				
398				
399				
400				
401				
402				
403				
404				
405				
406				
407				
408				
409				
410				
411				
412				
413				
414				
415				
416				
417				
418				

Column	A	B	C	D
Line #	**RunId**	**UnitDescription**	**FuelDescription**	**Year**
419	[redacted]			
420				
421				
422				
423				
424				
425				
426				
427				
428				
429				
430				
431				
432				
433				
434				
435				
436				
437				
438				
439				
440				
441				
442				
443				
444				
445				
446				
447				
448				
449				
450				
451				
452				
453				
454				
455				
456				

Column	A	B	C	D
Line #	**RunId**	**UnitDescription**	**FuelDescription**	**Year**
457	[redacted]			
458				
459				
460				
461				
462				
463				
464				
465				
466				
467				
468				
469				
470				
471				
472				
473				
474				
475				
476				
477				
478				
479				
480				
481				
482				
483				
484				
485				
486				
487				
488				
489				
490				
491				
492				
493				
494				

Column	A	B	C	D
Line #	**RunId**	**UnitDescription**	**FuelDescription**	**Year**
495	[redacted]			
496				
497				
498				
499				
500				
501				
502				
503				
504				
505				
506				
507				
508				
509				
510				
511				
512				
513				
514				
515				
516				
517				
518				
519				
520				
521				
522				
523				
524				
525				
526				
527				
528				
529				
530				
531				
532				

Column	A	B	C	D
Line #	**RunId**	**UnitDescription**	**FuelDescription**	**Year**
533	[redacted]			
534				
535				
536				
537				
538				
539				
540				
541				
542				
543				
544				
545				
546				
547				
548				
549				
550				
551				
552				
553				
554				
555				
556				
557				
558				
559				
560				
561				
562				
563				
564				
565				
566				
567				
568				
569				
570				

Column	A	B	C	D
Line #	RunId	UnitDescription	FuelDescription	Year
571	[redacted]			
572				
573				
574				
575				
576				
577				
578				
579				
580				
581				
582				
583				
584				
585				
586				
587				
588				
589				
590				
591				
592				
593				
594				
595				
596				
597				
598				
599				
600				
601				
602				
603				
604				
605				
606				
607				
608				

Column	A	B	C	D
Line #	RunId	UnitDescription	FuelDescription	Year
609	[redacted]			
610				
611				
612				
613				
614				
615				
616				
617				
618				
619				
620				
621				
622				
623				
624				
625				
626				
627				
628				
629				
630				
631				
632				
633				
634				
635				
636				
637				
638				
639				
640				
641				
642				
643				
644				
645				
646				

Column	A	B	C	D
Line #	RunId	UnitDescription	FuelDescription	Year
647	[redacted]			
648				
649				
650				
651				
652				
653				
654				
655				
656				
657				
658				
659				
660				
661				
662				
663				
664				
665				
666				
667				
668				
669				
670				
671				
672				
673				
674				
675				
676				
677				
678				
679				
680				
681				
682				
683				
684				

Column	A	B	C	D
Line #	**RunId**	**UnitDescription**	**FuelDescription**	**Year**
685	[redacted]			
686				
687				
688				
689				
690				
691				
692				
693				
694				
695				
696				
697				
698				
699				
700				
701				
702				
703				
704				
705				
706				
707				
708				
709				
710				
711				
712				
713				
714				
715				
716				
717				
718				
719				
720				
721				
722				

Column	A	B	C	D
Line #	**RunId**	**UnitDescription**	**FuelDescription**	**Year**
723	[redacted]			
724				
725				
726				
727				
728				
729				
730				
731				
732				
733				
734				
735				
736				
737				
738				
739				
740				
741				
742				
743				
744				
745				
746				
747				
748				
749				
750				
751				
752				
753				
754				
755				
756				
757				
758				
759				
760				

Column	A	B	C	D
Line #	**RunId**	**UnitDescription**	**FuelDescription**	**Year**
761	[redacted]			
762				
763				
764				
765				
766				
767				
768				
769				
770				
771				
772				
773				
774				
775				
776				
777				
778				
779				
780				
781				
782				
783				
784				
785				
786				
787				
788				
789				
790				
791				
792				
793				
794				
795				
796				
797				
798				

Column	A	B	C	D
Line #	**RunId**	**UnitDescription**	**FuelDescription**	**Year**
799	[redacted]			
800				
801				
802				
803				
804				
805				
806				
807				
808				
809				
810				
811				
812				
813				
814				
815				
816				
817				
818				
819				
820				
821				
822				
823				
824				
825				
826				
827				
828				
829				
830				
831				
832				
833				
834				
835				
836				

Column	A	B	C	D
Line #	RunId	UnitDescription	FuelDescription	Year
837	[redacted]			
838				
839				
840				
841				
842				
843				
844				
845				
846				
847				
848				
849				
850				
851				
852				
853				
854				
855				
856				
857				
858				
859				
860				
861				
862				
863				
864				
865				
866				
867				
868				
869				
870				
871				
872				
873				
874				

Column	A	B	C	D
Line #	**RunId**	**UnitDescription**	**FuelDescription**	**Year**
875	[redacted]			
876				
877				
878				
879				
880				
881				
882				
883				
884				
885				
886				
887				
888				
889				
890				
891				
892				
893				
894				
895				
896				
897				
898				
899				
900				
901				
902				
903				
904				
905				
906				
907				
908				
909				
910				
911				
912				

Column	A	B	C	D
Line #	**RunId**	**UnitDescription**	**FuelDescription**	**Year**
913	[redacted]			
914				
915				
916				
917				
918				
919				
920				
921				
922				
923				
924				
925				
926				
927				
928				
929				
930				
931				
932				
933				
934				
935				
936				
937				
938				
939				
940				
941				
942				
943				
944				
945				
946				
947				
948				
949				
950				

Column	A	B	C	D
Line #	**RunId**	**UnitDescription**	**FuelDescription**	**Year**
951	[redacted]			
952				
953				
954				
955				
956				
957				
958				
959				
960				
961				
962				
963				
964				
965				
966				
967				
968				
969				
970				
971				
972				
973				
974				
975				
976				
977				
978				
979				
980				
981				
982				
983				
984				
985				
986				
987				
988				

Column	A	B	C	D
Line #	**RunId**	**UnitDescription**	**FuelDescription**	**Year**
989	[redacted]			
990				
991				
992				
993				
994				
995				
996				
997				
998				
999				
1000				
1001				
1002				
1003				
1004				
1005				
1006				
1007				
1008				
1009				
1010				
1011				
1012				
1013				
1014				
1015				
1016				
1017				
1018				
1019				
1020				
1021				
1022				
1023				
1024				
1025				
1026				

Column	A	B	C	D
Line #	**RunId**	**UnitDescription**	**FuelDescription**	**Year**
1027	[redacted]			
1028				
1029				
1030				
1031				
1032				
1033				
1034				
1035				
1036				
1037				
1038				
1039				
1040				
1041				
1042				
1043				
1044				
1045				
1046				
1047				
1048				
1049				
1050				
1051				
1052				
1053				
1054				
1055				
1056				
1057				
1058				
1059				
1060				
1061				
1062				
1063				
1064				

Column	A	B	C	D
Line #	**RunId**	**UnitDescription**	**FuelDescription**	**Year**
1065	[redacted]			
1066				
1067				
1068				
1069				
1070				
1071				
1072				
1073				
1074				
1075				
1076				
1077				
1078				
1079				
1080				
1081				
1082				
1083				
1084				
1085				
1086				
1087				
1088				
1089				
1090				
1091				
1092				
1093				
1094				
1095				
1096				
1097				
1098				
1099				
1100				
1101				
1102				

Column	A	B	C	D
Line #	**RunId**	**UnitDescription**	**FuelDescription**	**Year**
1103	[redacted]			
1104				
1105				
1106				
1107				
1108				
1109				
1110				
1111				
1112				
1113				
1114				
1115				
1116				
1117				
1118				
1119				
1120				
1121				
1122				
1123				
1124				
1125				
1126				
1127				
1128				
1129				
1130				
1131				
1132				
1133				
1134				
1135				
1136				
1137				
1138				
1139				
1140				

Column	A	B	C	D
Line #	**RunId**	**UnitDescription**	**FuelDescription**	**Year**
1141	[redacted]			
1142				
1143				
1144				
1145				
1146				
1147				
1148				
1149				
1150				
1151				
1152				
1153				
1154				
1155				
1156				
1157				
1158				
1159				
1160				
1161				
1162				
1163				
1164				
1165				
1166				
1167				
1168				
1169				
1170				
1171				
1172				
1173				
1174				
1175				
1176				
1177				
1178				

Column	A	B	C	D
Line #	**RunId**	**UnitDescription**	**FuelDescription**	**Year**
1179	[redacted]			
1180				
1181				
1182				
1183				
1184				
1185				
1186				
1187				
1188				
1189				
1190				
1191				
1192				
1193				
1194				
1195				
1196				
1197				
1198				
1199				
1200				
1201				
1202				
1203				
1204				
1205				
1206				
1207				
1208				
1209				
1210				
1211				
1212				
1213				
1214				
1215				
1216				

Column	A	B	C	D
Line #	**RunId**	**UnitDescription**	**FuelDescription**	**Year**
1217	[redacted]			
1218				
1219				
1220				
1221				
1222				
1223				
1224				
1225				
1226				
1227				
1228				
1229				
1230				
1231				
1232				
1233				
1234				
1235				
1236				
1237				
1238				
1239				
1240				
1241				
1242				
1243				
1244				
1245				
1246				
1247				
1248				
1249				
1250				
1251				
1252				
1253				
1254				

Column	A	B	C	D
Line #	**RunId**	**UnitDescription**	**FuelDescription**	**Year**
1255	[redacted]			
1256				
1257				
1258				
1259				
1260				
1261				
1262				
1263				
1264				
1265				
1266				
1267				
1268				
1269				
1270				
1271				
1272				
1273				
1274				
1275				
1276				
1277				
1278				
1279				
1280				
1281				
1282				
1283				
1284				
1285				
1286				
1287				
1288				
1289				
1290				
1291				
1292				

Column	A	B	C	D
Line #	**RunId**	**UnitDescription**	**FuelDescription**	**Year**
1293	[redacted]			
1294				
1295				
1296				
1297				
1298				
1299				
1300				
1301				
1302				
1303				
1304				
1305				
1306				
1307				
1308				
1309				
1310				
1311				
1312				
1313				
1314				
1315				
1316				
1317				
1318				
1319				
1320				
1321				
1322				
1323				
1324				
1325				
1326				
1327				
1328				
1329				
1330				

Column	A	B	C	D
Line #	RunId	UnitDescription	FuelDescription	Year
1331	[redacted]			
1332				
1333				
1334				
1335				
1336				
1337				
1338				
1339				
1340				
1341				
1342				
1343				
1344				
1345				
1346				
1347				
1348				
1349				
1350				
1351				
1352				
1353				
1354				
1355				
1356				
1357				
1358				
1359				
1360				
1361				
1362				
1363				
1364				
1365				
1366				
1367				
1368				

Column	A	B	C	D
Line #	**RunId**	**UnitDescription**	**FuelDescription**	**Year**
1369	[redacted]			
1370				
1371				
1372				
1373				
1374				
1375				
1376				
1377				
1378				
1379				
1380				
1381				
1382				
1383				
1384				
1385				
1386				
1387				
1388				
1389				
1390				
1391				
1392				
1393				
1394				
1395				
1396				
1397				
1398				
1399				
1400				
1401				
1402				
1403				
1404				
1405				
1406				

Column	A	B	C	D
Line #	RunId	UnitDescription	FuelDescription	Year
1407	[redacted]			
1408				
1409				
1410				
1411				
1412				
1413				
1414				
1415				
1416				
1417				
1418				
1419				
1420				
1421				
1422				
1423				
1424				
1425				
1426				
1427				
1428				
1429				
1430				
1431				
1432				
1433				
1434				
1435				
1436				
1437				
1438				
1439				
1440				
1441				
1442				
1443				
1444				

Column	A	B	C	D
Line #	**RunId**	**UnitDescription**	**FuelDescription**	**Year**
1445	[redacted]			
1446				
1447				
1448				
1449				
1450				
1451				
1452				
1453				
1454				
1455				
1456				
1457				
1458				
1459				
1460				
1461				
1462				
1463				
1464				
1465				
1466				
1467				
1468				
1469				
1470				
1471				
1472				
1473				
1474				
1475				
1476				
1477				
1478				
1479				
1480				
1481				
1482				

Column	A	B	C	D
Line #	**RunId**	**UnitDescription**	**FuelDescription**	**Year**
1483	[redacted]			
1484				
1485				
1486				
1487				
1488				
1489				
1490				
1491				
1492				
1493				
1494				
1495				
1496				
1497				
1498				
1499				
1500				
1501				
1502				
1503				
1504				
1505				
1506				
1507				
1508				
1509				
1510				
1511				
1512				
1513				
1514				
1515				
1516				
1517				
1518				
1519				
1520				

Column	A	B	C	D
Line #	**RunId**	**UnitDescription**	**FuelDescription**	**Year**
1521	[redacted]			
1522				
1523				
1524				
1525				
1526				
1527				
1528				
1529				
1530				
1531				
1532				
1533				
1534				
1535				
1536				
1537				
1538				
1539				
1540				
1541				
1542				
1543				
1544				
1545				
1546				
1547				
1548				
1549				
1550				
1551				
1552				
1553				
1554				
1555				
1556				
1557				
1558				

Column	A	B	C	D
Line #	**RunId**	**UnitDescription**	**FuelDescription**	**Year**
1559	[redacted]			
1560				
1561				
1562				
1563				
1564				
1565				
1566				
1567				
1568				
1569				
1570				
1571				
1572				
1573				
1574				
1575				
1576				
1577				
1578				
1579				
1580				
1581				
1582				
1583				
1584				
1585				
1586				
1587				
1588				
1589				
1590				
1591				
1592				
1593				
1594				
1595				
1596				

Column	A	B	C	D
Line #	**RunId**	**UnitDescription**	**FuelDescription**	**Year**
1597	[redacted]			
1598				
1599				
1600				
1601				
1602				
1603				
1604				
1605				
1606				
1607				
1608				
1609				
1610				
1611				
1612				
1613				
1614				
1615				
1616				
1617				
1618				
1619				
1620				
1621				
1622				
1623				
1624				
1625				
1626				
1627				
1628				
1629				
1630				
1631				
1632				
1633				
1634				

Column	A	B	C	D
Line #	**RunId**	**UnitDescription**	**FuelDescription**	**Year**
1635	[redacted]			
1636				
1637				
1638				
1639				
1640				
1641				
1642				
1643				
1644				
1645				
1646				
1647				
1648				
1649				
1650				
1651				
1652				
1653				
1654				
1655				
1656				
1657				
1658				
1659				
1660				
1661				
1662				
1663				
1664				
1665				
1666				
1667				
1668				
1669				
1670				
1671				
1672				

Column	A	B	C	D
Line #	RunId	UnitDescription	FuelDescription	Year
1673	[redacted]			
1674				
1675				
1676				
1677				
1678				
1679				
1680				
1681				
1682				
1683				
1684				
1685				
1686				
1687				
1688				
1689				
1690				
1691				
1692				
1693				
1694				
1695				
1696				
1697				
1698				
1699				
1700				
1701				
1702				
1703				
1704				
1705				
1706				
1707				
1708				
1709				
1710				

Column	A	B	C	D
Line #	**RunId**	**UnitDescription**	**FuelDescription**	**Year**
1711	[redacted]			
1712				
1713				
1714				
1715				
1716				
1717				
1718				
1719				
1720				
1721				
1722				
1723				
1724				
1725				
1726				
1727				
1728				
1729				
1730				
1731				
1732				
1733				
1734				
1735				
1736				
1737				
1738				
1739				
1740				
1741				
1742				
1743				
1744				
1745				
1746				
1747				
1748				

REDACTED

Column	A	B	C	D
Line #	RunId	UnitDescription	FuelDescription	Year
1749	[redacted]			
1750				
1751				
1752				
1753				
1754				
1755				
1756				
1757				
1758				
1759				
1760				
1761				
1762				
1763				
1764				
1765				
1766				
1767				
1768				
1769				
1770				
1771				
1772				
1773				
1774				
1775				
1776				
1777				
1778				
1779				
1780				
1781				
1782				
1783				
1784				
1785				
1786				

Column	A	B	C	D
Line #	RunId	UnitDescription	FuelDescription	Year
1787	[redacted]			
1788				
1789				
1790				
1791				
1792				
1793				
1794				
1795				
1796				
1797				
1798				
1799				
1800				
1801				
1802				
1803				
1804				
1805				
1806				
1807				
1808				
1809				
1810				
1811				
1812				
1813				
1814				
1815				
1816				
1817				
1818				
1819				
1820				
1821				
1822				
1823				
1824				

Column	A	B	C	D
Line #	**RunId**	**UnitDescription**	**FuelDescription**	**Year**
1825	[redacted]			
1826				
1827				
1828				
1829				
1830				
1831				
1832				
1833				
1834				
1835				
1836				
1837				
1838				
1839				
1840				
1841				
1842				
1843				
1844				
1845				
1846				
1847				
1848				
1849				
1850				
1851				
1852				
1853				
1854				
1855				
1856				
1857				
1858				
1859				
1860				
1861				
1862				

Column	A	B	C	D
Line #	**RunId**	**UnitDescription**	**FuelDescription**	**Year**
1863	[redacted]			
1864				
1865				
1866				
1867				
1868				
1869				
1870				
1871				
1872				
1873				
1874				
1875				
1876				
1877				
1878				
1879				
1880				
1881				
1882				
1883				
1884				
1885				
1886				
1887				
1888				
1889				
1890				
1891				
1892				
1893				
1894				
1895				
1896				
1897				
1898				
1899				
1900				

Column	A	B	C	D
Line #	**RunId**	**UnitDescription**	**FuelDescription**	**Year**
1901	[redacted]			
1902				
1903				
1904				
1905				
1906				
1907				
1908				
1909				
1910				
1911				
1912				
1913				
1914				
1915				
1916				
1917				
1918				
1919				
1920				
1921				
1922				
1923				
1924				
1925				
1926				
1927				
1928				
1929				
1930				
1931				
1932				
1933				
1934				
1935				
1936				
1937				
1938				

Column	A	B	C	D
Line #	**RunId**	**UnitDescription**	**FuelDescription**	**Year**
1939	[redacted]			
1940				
1941				
1942				
1943				
1944				
1945				
1946				
1947				
1948				
1949				
1950				
1951				
1952				
1953				
1954				
1955				
1956				
1957				
1958				
1959				
1960				
1961				
1962				
1963				
1964				
1965				
1966				
1967				
1968				
1969				
1970				
1971				
1972				
1973				
1974				
1975				
1976				

Column	A	B	C	D
Line #	**RunId**	**UnitDescription**	**FuelDescription**	**Year**
1977	[redacted]			
1978				
1979				
1980				
1981				
1982				
1983				
1984				
1985				
1986				
1987				
1988				
1989				
1990				
1991				
1992				
1993				
1994				
1995				
1996				
1997				
1998				
1999				
2000				
2001				
2002				
2003				
2004				
2005				
2006				
2007				
2008				

Column	E
Line #	**FuelHeatConsumpByUnit: (MBTU)**
1	[redacted]
2	
3	
4	
5	
6	
7	
8	
9	
10	
11	
12	
13	
14	
15	
16	
17	
18	
19	
20	
21	
22	
23	
24	
25	
26	
27	
28	
29	
30	
31	
32	
33	
34	
35	
36	
37	
38	

Column	E
Line #	**FuelHeatConsumpByUnit: (MBTU)**
39	[redacted]
40	
41	
42	
43	
44	
45	
46	
47	
48	
49	
50	
51	
52	
53	
54	
55	
56	
57	
58	
59	
60	
61	
62	
63	
64	
65	
66	
67	
68	
69	
70	
71	
72	
73	
74	
75	
76	

Column	E
Line #	**FuelHeatConsumpByUnit: (MBTU)**
77	[redacted]
78	
79	
80	
81	
82	
83	
84	
85	
86	
87	
88	
89	
90	
91	
92	
93	
94	
95	
96	
97	
98	
99	
100	
101	
102	
103	
104	
105	
106	
107	
108	
109	
110	
111	
112	
113	
114	

Column	E
Line #	**FuelHeatConsumpByUnit: (MBTU)**
115	[redacted]
116	
117	
118	
119	
120	
121	
122	
123	
124	
125	
126	
127	
128	
129	
130	
131	
132	
133	
134	
135	
136	
137	
138	
139	
140	
141	
142	
143	
144	
145	
146	
147	
148	
149	
150	
151	
152	

Column	E
Line #	**FuelHeatConsumpByUnit: (MBTU)**
153	[redacted]
154	
155	
156	
157	
158	
159	
160	
161	
162	
163	
164	
165	
166	
167	
168	
169	
170	
171	
172	
173	
174	
175	
176	
177	
178	
179	
180	
181	
182	
183	
184	
185	
186	
187	
188	
189	
190	

Column	E
Line #	**FuelHeatConsumpByUnit: (MBTU)**
191	[redacted]
192	
193	
194	
195	
196	
197	
198	
199	
200	
201	
202	
203	
204	
205	
206	
207	
208	
209	
210	
211	
212	
213	
214	
215	
216	
217	
218	
219	
220	
221	
222	
223	
224	
225	
226	
227	
228	

Column	E
Line #	**FuelHeatConsumpByUnit: (MBTU)**
229	[redacted]
230	
231	
232	
233	
234	
235	
236	
237	
238	
239	
240	
241	
242	
243	
244	
245	
246	
247	
248	
249	
250	
251	
252	
253	
254	
255	
256	
257	
258	
259	
260	
261	
262	
263	
264	
265	
266	

Column	E
Line #	**FuelHeatConsumpByUnit: (MBTU)**
267	[redacted]
268	
269	
270	
271	
272	
273	
274	
275	
276	
277	
278	
279	
280	
281	
282	
283	
284	
285	
286	
287	
288	
289	
290	
291	
292	
293	
294	
295	
296	
297	
298	
299	
300	
301	
302	
303	
304	

Column	E
Line #	**FuelHeatConsumpByUnit: (MBTU)**
305	[redacted]
306	
307	
308	
309	
310	
311	
312	
313	
314	
315	
316	
317	
318	
319	
320	
321	
322	
323	
324	
325	
326	
327	
328	
329	
330	
331	
332	
333	
334	
335	
336	
337	
338	
339	
340	
341	
342	

Column	E
Line #	**FuelHeatConsumpByUnit: (MBTU)**
343	[redacted]
344	
345	
346	
347	
348	
349	
350	
351	
352	
353	
354	
355	
356	
357	
358	
359	
360	
361	
362	
363	
364	
365	
366	
367	
368	
369	
370	
371	
372	
373	
374	
375	
376	
377	
378	
379	
380	

Column	E
Line #	**FuelHeatConsumpByUnit: (MBTU)**
381	[redacted]
382	
383	
384	
385	
386	
387	
388	
389	
390	
391	
392	
393	
394	
395	
396	
397	
398	
399	
400	
401	
402	
403	
404	
405	
406	
407	
408	
409	
410	
411	
412	
413	
414	
415	
416	
417	
418	

Column	E
Line #	**FuelHeatConsumpByUnit: (MBTU)**
419	[redacted]
420	
421	
422	
423	
424	
425	
426	
427	
428	
429	
430	
431	
432	
433	
434	
435	
436	
437	
438	
439	
440	
441	
442	
443	
444	
445	
446	
447	
448	
449	
450	
451	
452	
453	
454	
455	
456	

Column	E
Line #	**FuelHeatConsumpByUnit: (MBTU)**
457	[redacted]
458	
459	
460	
461	
462	
463	
464	
465	
466	
467	
468	
469	
470	
471	
472	
473	
474	
475	
476	
477	
478	
479	
480	
481	
482	
483	
484	
485	
486	
487	
488	
489	
490	
491	
492	
493	
494	

Column	E
Line #	**FuelHeatConsumpByUnit: (MBTU)**
495	[redacted]
496	
497	
498	
499	
500	
501	
502	
503	
504	
505	
506	
507	
508	
509	
510	
511	
512	
513	
514	
515	
516	
517	
518	
519	
520	
521	
522	
523	
524	
525	
526	
527	
528	
529	
530	
531	
532	

Column	E
Line #	**FuelHeatConsumpByUnit: (MBTU)**
533	[redacted]
534	
535	
536	
537	
538	
539	
540	
541	
542	
543	
544	
545	
546	
547	
548	
549	
550	
551	
552	
553	
554	
555	
556	
557	
558	
559	
560	
561	
562	
563	
564	
565	
566	
567	
568	
569	
570	

Column	E
Line #	**FuelHeatConsumpByUnit: (MBTU)**
571	[redacted]
572	
573	
574	
575	
576	
577	
578	
579	
580	
581	
582	
583	
584	
585	
586	
587	
588	
589	
590	
591	
592	
593	
594	
595	
596	
597	
598	
599	
600	
601	
602	
603	
604	
605	
606	
607	
608	

Column	E
Line #	**FuelHeatConsumpByUnit: (MBTU)**
609	[redacted]
610	
611	
612	
613	
614	
615	
616	
617	
618	
619	
620	
621	
622	
623	
624	
625	
626	
627	
628	
629	
630	
631	
632	
633	
634	
635	
636	
637	
638	
639	
640	
641	
642	
643	
644	
645	
646	

Column	E
Line #	**FuelHeatConsumpByUnit: (MBTU)**
647	[redacted]
648	
649	
650	
651	
652	
653	
654	
655	
656	
657	
658	
659	
660	
661	
662	
663	
664	
665	
666	
667	
668	
669	
670	
671	
672	
673	
674	
675	
676	
677	
678	
679	
680	
681	
682	
683	
684	

Column	E
Line #	**FuelHeatConsumpByUnit: (MBTU)**
685	[redacted]
686	
687	
688	
689	
690	
691	
692	
693	
694	
695	
696	
697	
698	
699	
700	
701	
702	
703	
704	
705	
706	
707	
708	
709	
710	
711	
712	
713	
714	
715	
716	
717	
718	
719	
720	
721	
722	

Column	E
Line #	**FuelHeatConsumpByUnit: (MBTU)**
723	[redacted]
724	
725	
726	
727	
728	
729	
730	
731	
732	
733	
734	
735	
736	
737	
738	
739	
740	
741	
742	
743	
744	
745	
746	
747	
748	
749	
750	
751	
752	
753	
754	
755	
756	
757	
758	
759	
760	

Column	E
Line #	**FuelHeatConsumpByUnit: (MBTU)**
761	[redacted]
762	
763	
764	
765	
766	
767	
768	
769	
770	
771	
772	
773	
774	
775	
776	
777	
778	
779	
780	
781	
782	
783	
784	
785	
786	
787	
788	
789	
790	
791	
792	
793	
794	
795	
796	
797	
798	

Column	E
Line #	**FuelHeatConsumpByUnit: (MBTU)**
799	[redacted]
800	
801	
802	
803	
804	
805	
806	
807	
808	
809	
810	
811	
812	
813	
814	
815	
816	
817	
818	
819	
820	
821	
822	
823	
824	
825	
826	
827	
828	
829	
830	
831	
832	
833	
834	
835	
836	

Column	E
Line #	**FuelHeatConsumpByUnit: (MBTU)**
837	[redacted]
838	
839	
840	
841	
842	
843	
844	
845	
846	
847	
848	
849	
850	
851	
852	
853	
854	
855	
856	
857	
858	
859	
860	
861	
862	
863	
864	
865	
866	
867	
868	
869	
870	
871	
872	
873	
874	

Column	E
Line #	**FuelHeatConsumpByUnit: (MBTU)**
875	[redacted]
876	
877	
878	
879	
880	
881	
882	
883	
884	
885	
886	
887	
888	
889	
890	
891	
892	
893	
894	
895	
896	
897	
898	
899	
900	
901	
902	
903	
904	
905	
906	
907	
908	
909	
910	
911	
912	

Column	E
Line #	**FuelHeatConsumpByUnit: (MBTU)**
913	[redacted]
914	
915	
916	
917	
918	
919	
920	
921	
922	
923	
924	
925	
926	
927	
928	
929	
930	
931	
932	
933	
934	
935	
936	
937	
938	
939	
940	
941	
942	
943	
944	
945	
946	
947	
948	
949	
950	

Column	E
Line #	FuelHeatConsumpByUnit: (MBTU)
951	[redacted]
952	
953	
954	
955	
956	
957	
958	
959	
960	
961	
962	
963	
964	
965	
966	
967	
968	
969	
970	
971	
972	
973	
974	
975	
976	
977	
978	
979	
980	
981	
982	
983	
984	
985	
986	
987	
988	

Column	E
Line #	**FuelHeatConsumpByUnit: (MBTU)**
989	[redacted]
990	
991	
992	
993	
994	
995	
996	
997	
998	
999	
1000	
1001	
1002	
1003	
1004	
1005	
1006	
1007	
1008	
1009	
1010	
1011	
1012	
1013	
1014	
1015	
1016	
1017	
1018	
1019	
1020	
1021	
1022	
1023	
1024	
1025	
1026	

Column	E
Line #	**FuelHeatConsumpByUnit: (MBTU)**
1027	[redacted]
1028	
1029	
1030	
1031	
1032	
1033	
1034	
1035	
1036	
1037	
1038	
1039	
1040	
1041	
1042	
1043	
1044	
1045	
1046	
1047	
1048	
1049	
1050	
1051	
1052	
1053	
1054	
1055	
1056	
1057	
1058	
1059	
1060	
1061	
1062	
1063	
1064	

Column	E
Line #	**FuelHeatConsumpByUnit: (MBTU)**
1065	[redacted]
1066	
1067	
1068	
1069	
1070	
1071	
1072	
1073	
1074	
1075	
1076	
1077	
1078	
1079	
1080	
1081	
1082	
1083	
1084	
1085	
1086	
1087	
1088	
1089	
1090	
1091	
1092	
1093	
1094	
1095	
1096	
1097	
1098	
1099	
1100	
1101	
1102	

Column	E
Line #	**FuelHeatConsumpByUnit: (MBTU)**
1103	[redacted]
1104	
1105	
1106	
1107	
1108	
1109	
1110	
1111	
1112	
1113	
1114	
1115	
1116	
1117	
1118	
1119	
1120	
1121	
1122	
1123	
1124	
1125	
1126	
1127	
1128	
1129	
1130	
1131	
1132	
1133	
1134	
1135	
1136	
1137	
1138	
1139	
1140	

Column	E
Line #	**FuelHeatConsumpByUnit: (MBTU)**
1141	[redacted]
1142	
1143	
1144	
1145	
1146	
1147	
1148	
1149	
1150	
1151	
1152	
1153	
1154	
1155	
1156	
1157	
1158	
1159	
1160	
1161	
1162	
1163	
1164	
1165	
1166	
1167	
1168	
1169	
1170	
1171	
1172	
1173	
1174	
1175	
1176	
1177	
1178	

Column	E
Line #	**FuelHeatConsumpByUnit: (MBTU)**
1179	[redacted]
1180	
1181	
1182	
1183	
1184	
1185	
1186	
1187	
1188	
1189	
1190	
1191	
1192	
1193	
1194	
1195	
1196	
1197	
1198	
1199	
1200	
1201	
1202	
1203	
1204	
1205	
1206	
1207	
1208	
1209	
1210	
1211	
1212	
1213	
1214	
1215	
1216	

Column	E
Line #	**FuelHeatConsumpByUnit: (MBTU)**
1217	[redacted]
1218	
1219	
1220	
1221	
1222	
1223	
1224	
1225	
1226	
1227	
1228	
1229	
1230	
1231	
1232	
1233	
1234	
1235	
1236	
1237	
1238	
1239	
1240	
1241	
1242	
1243	
1244	
1245	
1246	
1247	
1248	
1249	
1250	
1251	
1252	
1253	
1254	

Column	E
Line #	**FuelHeatConsumpByUnit: (MBTU)**
1255	[redacted]
1256	
1257	
1258	
1259	
1260	
1261	
1262	
1263	
1264	
1265	
1266	
1267	
1268	
1269	
1270	
1271	
1272	
1273	
1274	
1275	
1276	
1277	
1278	
1279	
1280	
1281	
1282	
1283	
1284	
1285	
1286	
1287	
1288	
1289	
1290	
1291	
1292	

Column	E
Line #	FuelHeatConsumpByUnit: (MBTU)
1293	[redacted]
1294	
1295	
1296	
1297	
1298	
1299	
1300	
1301	
1302	
1303	
1304	
1305	
1306	
1307	
1308	
1309	
1310	
1311	
1312	
1313	
1314	
1315	
1316	
1317	
1318	
1319	
1320	
1321	
1322	
1323	
1324	
1325	
1326	
1327	
1328	
1329	
1330	

Column	E
Line #	FuelHeatConsumpByUnit: (MBTU)
1331	[redacted]
1332	
1333	
1334	
1335	
1336	
1337	
1338	
1339	
1340	
1341	
1342	
1343	
1344	
1345	
1346	
1347	
1348	
1349	
1350	
1351	
1352	
1353	
1354	
1355	
1356	
1357	
1358	
1359	
1360	
1361	
1362	
1363	
1364	
1365	
1366	
1367	
1368	

Column	E
Line #	**FuelHeatConsumpByUnit: (MBTU)**
1369	[redacted]
1370	
1371	
1372	
1373	
1374	
1375	
1376	
1377	
1378	
1379	
1380	
1381	
1382	
1383	
1384	
1385	
1386	
1387	
1388	
1389	
1390	
1391	
1392	
1393	
1394	
1395	
1396	
1397	
1398	
1399	
1400	
1401	
1402	
1403	
1404	
1405	
1406	

Column	E
Line #	**FuelHeatConsumpByUnit: (MBTU)**
1407	[redacted]
1408	
1409	
1410	
1411	
1412	
1413	
1414	
1415	
1416	
1417	
1418	
1419	
1420	
1421	
1422	
1423	
1424	
1425	
1426	
1427	
1428	
1429	
1430	
1431	
1432	
1433	
1434	
1435	
1436	
1437	
1438	
1439	
1440	
1441	
1442	
1443	
1444	

Column	E
Line #	**FuelHeatConsumpByUnit: (MBTU)**
1445	[redacted]
1446	
1447	
1448	
1449	
1450	
1451	
1452	
1453	
1454	
1455	
1456	
1457	
1458	
1459	
1460	
1461	
1462	
1463	
1464	
1465	
1466	
1467	
1468	
1469	
1470	
1471	
1472	
1473	
1474	
1475	
1476	
1477	
1478	
1479	
1480	
1481	
1482	

Column	E
Line #	FuelHeatConsumpByUnit: (MBTU)
1483	[redacted]
1484	
1485	
1486	
1487	
1488	
1489	
1490	
1491	
1492	
1493	
1494	
1495	
1496	
1497	
1498	
1499	
1500	
1501	
1502	
1503	
1504	
1505	
1506	
1507	
1508	
1509	
1510	
1511	
1512	
1513	
1514	
1515	
1516	
1517	
1518	
1519	
1520	

Column	E
Line #	**FuelHeatConsumpByUnit: (MBTU)**
1521	[redacted]
1522	
1523	
1524	
1525	
1526	
1527	
1528	
1529	
1530	
1531	
1532	
1533	
1534	
1535	
1536	
1537	
1538	
1539	
1540	
1541	
1542	
1543	
1544	
1545	
1546	
1547	
1548	
1549	
1550	
1551	
1552	
1553	
1554	
1555	
1556	
1557	
1558	

Column	E
Line #	**FuelHeatConsumpByUnit: (MBTU)**
1559	[redacted]
1560	
1561	
1562	
1563	
1564	
1565	
1566	
1567	
1568	
1569	
1570	
1571	
1572	
1573	
1574	
1575	
1576	
1577	
1578	
1579	
1580	
1581	
1582	
1583	
1584	
1585	
1586	
1587	
1588	
1589	
1590	
1591	
1592	
1593	
1594	
1595	
1596	

Column	E
Line #	**FuelHeatConsumpByUnit: (MBTU)**
1597	[redacted]
1598	
1599	
1600	
1601	
1602	
1603	
1604	
1605	
1606	
1607	
1608	
1609	
1610	
1611	
1612	
1613	
1614	
1615	
1616	
1617	
1618	
1619	
1620	
1621	
1622	
1623	
1624	
1625	
1626	
1627	
1628	
1629	
1630	
1631	
1632	
1633	
1634	

Column	E
Line #	**FuelHeatConsumpByUnit: (MBTU)**
1635	[redacted]
1636	
1637	
1638	
1639	
1640	
1641	
1642	
1643	
1644	
1645	
1646	
1647	
1648	
1649	
1650	
1651	
1652	
1653	
1654	
1655	
1656	
1657	
1658	
1659	
1660	
1661	
1662	
1663	
1664	
1665	
1666	
1667	
1668	
1669	
1670	
1671	
1672	

Column	E
Line #	**FuelHeatConsumpByUnit: (MBTU)**
1673	[redacted]
1674	
1675	
1676	
1677	
1678	
1679	
1680	
1681	
1682	
1683	
1684	
1685	
1686	
1687	
1688	
1689	
1690	
1691	
1692	
1693	
1694	
1695	
1696	
1697	
1698	
1699	
1700	
1701	
1702	
1703	
1704	
1705	
1706	
1707	
1708	
1709	
1710	

Column	E
Line #	**FuelHeatConsumpByUnit: (MBTU)**
1711	[redacted]
1712	
1713	
1714	
1715	
1716	
1717	
1718	
1719	
1720	
1721	
1722	
1723	
1724	
1725	
1726	
1727	
1728	
1729	
1730	
1731	
1732	
1733	
1734	
1735	
1736	
1737	
1738	
1739	
1740	
1741	
1742	
1743	
1744	
1745	
1746	
1747	
1748	

Column	E
Line #	**FuelHeatConsumpByUnit: (MBTU)**
1749	[redacted]
1750	
1751	
1752	
1753	
1754	
1755	
1756	
1757	
1758	
1759	
1760	
1761	
1762	
1763	
1764	
1765	
1766	
1767	
1768	
1769	
1770	
1771	
1772	
1773	
1774	
1775	
1776	
1777	
1778	
1779	
1780	
1781	
1782	
1783	
1784	
1785	
1786	

Column	E
Line #	**FuelHeatConsumpByUnit: (MBTU)**
1787	[redacted]
1788	
1789	
1790	
1791	
1792	
1793	
1794	
1795	
1796	
1797	
1798	
1799	
1800	
1801	
1802	
1803	
1804	
1805	
1806	
1807	
1808	
1809	
1810	
1811	
1812	
1813	
1814	
1815	
1816	
1817	
1818	
1819	
1820	
1821	
1822	
1823	
1824	

Column	E
Line #	**FuelHeatConsumpByUnit: (MBTU)**
1825	[redacted]
1826	
1827	
1828	
1829	
1830	
1831	
1832	
1833	
1834	
1835	
1836	
1837	
1838	
1839	
1840	
1841	
1842	
1843	
1844	
1845	
1846	
1847	
1848	
1849	
1850	
1851	
1852	
1853	
1854	
1855	
1856	
1857	
1858	
1859	
1860	
1861	
1862	

Column	E
Line #	**FuelHeatConsumpByUnit: (MBTU)**
1863	[redacted]
1864	
1865	
1866	
1867	
1868	
1869	
1870	
1871	
1872	
1873	
1874	
1875	
1876	
1877	
1878	
1879	
1880	
1881	
1882	
1883	
1884	
1885	
1886	
1887	
1888	
1889	
1890	
1891	
1892	
1893	
1894	
1895	
1896	
1897	
1898	
1899	
1900	

Column	E
Line #	**FuelHeatConsumpByUnit: (MBTU)**
1901	[redacted]
1902	
1903	
1904	
1905	
1906	
1907	
1908	
1909	
1910	
1911	
1912	
1913	
1914	
1915	
1916	
1917	
1918	
1919	
1920	
1921	
1922	
1923	
1924	
1925	
1926	
1927	
1928	
1929	
1930	
1931	
1932	
1933	
1934	
1935	
1936	
1937	
1938	

Column	E
Line #	**FuelHeatConsumpByUnit: (MBTU)**
1939	[redacted]
1940	
1941	
1942	
1943	
1944	
1945	
1946	
1947	
1948	
1949	
1950	
1951	
1952	
1953	
1954	
1955	
1956	
1957	
1958	
1959	
1960	
1961	
1962	
1963	
1964	
1965	
1966	
1967	
1968	
1969	
1970	
1971	
1972	
1973	
1974	
1975	
1976	

Column	E
Line #	**FuelHeatConsumpByUnit: (MBTU)**
1977	[redacted]
1978	
1979	
1980	
1981	
1982	
1983	
1984	
1985	
1986	
1987	
1988	
1989	
1990	
1991	
1992	
1993	
1994	
1995	
1996	
1997	
1998	
1999	
2000	
2001	
2002	
2003	
2004	
2005	
2006	
2007	
2008	

Column	A	B	C	D
Line #	**RunId**	**UnitDescription**	**FuelDescription**	**Year**
1	[redacted]			
2				
3				
4				
5				
6				
7				
8				
9				
10				
11				
12				
13				
14				
15				
16				
17				
18				
19				
20				
21				
22				
23				
24				
25				
26				
27				
28				
29				
30				
31				
32				
33				
34				
35				
36				
37				
38				

Column	A	B	C	D
Line #	**RunId**	**UnitDescription**	**FuelDescription**	**Year**
39	[redacted]			
40				
41				
42				
43				
44				
45				
46				
47				
48				
49				
50				
51				
52				
53				
54				
55				
56				
57				
58				
59				
60				
61				
62				
63				
64				
65				
66				
67				
68				
69				
70				
71				
72				
73				
74				
75				
76				

Column	A	B	C	D
Line #	**RunId**	**UnitDescription**	**FuelDescription**	**Year**
77	[redacted]			
78				
79				
80				
81				
82				
83				
84				
85				
86				
87				
88				
89				
90				
91				
92				
93				
94				
95				
96				
97				
98				
99				
100				
101				
102				
103				
104				
105				
106				
107				
108				
109				
110				
111				
112				
113				
114				

Column	A	B	C	D
Line #	**RunId**	**UnitDescription**	**FuelDescription**	**Year**
115	[redacted]			
116				
117				
118				
119				
120				
121				
122				
123				
124				
125				
126				
127				
128				
129				
130				
131				
132				
133				
134				
135				
136				
137				
138				
139				
140				
141				
142				
143				
144				
145				
146				
147				
148				
149				
150				
151				
152				

Column	A	B	C	D
Line #	**RunId**	**UnitDescription**	**FuelDescription**	**Year**
153	[redacted]			
154				
155				
156				
157				
158				
159				
160				
161				
162				
163				
164				
165				
166				
167				
168				
169				
170				
171				
172				
173				
174				
175				
176				
177				
178				
179				
180				
181				
182				
183				
184				
185				
186				
187				
188				
189				
190				

Column	A	B	C	D
Line #	**RunId**	**UnitDescription**	**FuelDescription**	**Year**
191	[redacted]			
192				
193				
194				
195				
196				
197				
198				
199				
200				
201				
202				
203				
204				
205				
206				
207				
208				
209				
210				
211				
212				
213				
214				
215				
216				
217				
218				
219				
220				
221				
222				
223				
224				
225				
226				
227				
228				

Column	A	B	C	D
Line #	**RunId**	**UnitDescription**	**FuelDescription**	**Year**
229	[redacted]			
230				
231				
232				
233				
234				
235				
236				
237				
238				
239				
240				
241				
242				
243				
244				
245				
246				
247				
248				
249				
250				
251				
252				
253				
254				
255				
256				
257				
258				
259				
260				
261				
262				
263				
264				
265				
266				

Column	A	B	C	D
Line #	**RunId**	**UnitDescription**	**FuelDescription**	**Year**
267	[redacted]			
268				
269				
270				
271				
272				
273				
274				
275				
276				
277				
278				
279				
280				
281				
282				
283				
284				
285				
286				
287				
288				
289				
290				
291				
292				
293				
294				
295				
296				
297				
298				
299				
300				
301				
302				
303				
304				

Column	A	B	C	D
Line #	**RunId**	**UnitDescription**	**FuelDescription**	**Year**
305	[redacted]			
306				
307				
308				
309				
310				
311				
312				
313				
314				
315				
316				
317				
318				
319				
320				
321				
322				
323				
324				
325				
326				
327				
328				
329				
330				
331				
332				
333				
334				
335				
336				
337				
338				
339				
340				
341				
342				

Column	A	B	C	D
Line #	**RunId**	**UnitDescription**	**FuelDescription**	**Year**
343	[redacted]			
344				
345				
346				
347				
348				
349				
350				
351				
352				
353				
354				
355				
356				
357				
358				
359				
360				
361				
362				
363				
364				
365				
366				
367				
368				
369				
370				
371				
372				
373				
374				
375				
376				
377				
378				
379				
380				

Column	A	B	C	D
Line #	**RunId**	**UnitDescription**	**FuelDescription**	**Year**
381	[redacted]			
382				
383				
384				
385				
386				
387				
388				
389				
390				
391				
392				
393				
394				
395				
396				
397				
398				
399				
400				
401				
402				
403				
404				
405				
406				
407				
408				
409				
410				
411				
412				
413				
414				
415				
416				
417				
418				

Column	A	B	C	D
Line #	**RunId**	**UnitDescription**	**FuelDescription**	**Year**
419	[redacted]			
420				
421				
422				
423				
424				
425				
426				
427				
428				
429				
430				
431				
432				
433				
434				
435				
436				
437				
438				
439				
440				
441				
442				
443				
444				
445				
446				
447				
448				
449				
450				
451				
452				
453				
454				
455				
456				

Column	A	B	C	D
Line #	**RunId**	**UnitDescription**	**FuelDescription**	**Year**
457	[redacted]			
458				
459				
460				
461				
462				
463				
464				
465				
466				
467				
468				
469				
470				
471				
472				
473				
474				
475				
476				
477				
478				
479				
480				
481				
482				
483				
484				
485				
486				
487				
488				
489				
490				
491				
492				
493				
494				

Column	A	B	C	D
Line #	**RunId**	**UnitDescription**	**FuelDescription**	**Year**
495	[redacted]			
496				
497				
498				
499				
500				
501				
502				
503				
504				
505				
506				
507				
508				
509				
510				
511				
512				
513				
514				
515				
516				
517				
518				
519				
520				
521				
522				
523				
524				
525				
526				
527				
528				
529				
530				
531				
532				

Column	A	B	C	D
Line #	**RunId**	**UnitDescription**	**FuelDescription**	**Year**
533	[redacted]			
534				
535				
536				
537				
538				
539				
540				
541				
542				
543				
544				
545				
546				
547				
548				
549				
550				
551				
552				
553				
554				
555				
556				
557				
558				
559				
560				
561				
562				
563				
564				
565				
566				
567				
568				
569				
570				

Column	A	B	C	D
Line #	**RunId**	**UnitDescription**	**FuelDescription**	**Year**
571	[redacted]			
572				
573				
574				
575				
576				
577				
578				
579				
580				
581				
582				
583				
584				
585				
586				
587				
588				
589				
590				
591				
592				
593				
594				
595				
596				
597				
598				
599				
600				
601				
602				
603				
604				
605				
606				
607				
608				

Column	A	B	C	D
Line #	RunId	UnitDescription	FuelDescription	Year
609	[redacted]			
610				
611				
612				
613				
614				
615				
616				
617				
618				
619				
620				
621				
622				
623				
624				
625				
626				
627				
628				
629				
630				
631				
632				
633				
634				
635				
636				
637				
638				
639				
640				
641				
642				
643				
644				
645				
646				

Column	A	B	C	D
Line #	**RunId**	**UnitDescription**	**FuelDescription**	**Year**
647	[redacted]			
648				
649				
650				
651				
652				
653				
654				
655				
656				
657				
658				
659				
660				
661				
662				
663				
664				
665				
666				
667				
668				
669				
670				
671				
672				
673				
674				
675				
676				
677				
678				
679				
680				
681				
682				
683				
684				

Column	A	B	C	D
Line #	**RunId**	**UnitDescription**	**FuelDescription**	**Year**
685	[redacted]			
686				
687				
688				
689				
690				
691				
692				
693				
694				
695				
696				
697				
698				
699				
700				
701				
702				
703				
704				
705				
706				
707				
708				
709				
710				
711				
712				
713				
714				
715				
716				
717				
718				
719				
720				
721				
722				

Column	A	B	C	D
Line #	**RunId**	**UnitDescription**	**FuelDescription**	**Year**
723	[redacted]			
724				
725				
726				
727				
728				
729				
730				
731				
732				
733				
734				
735				
736				
737				
738				
739				
740				
741				
742				
743				
744				
745				
746				
747				
748				
749				
750				
751				
752				
753				
754				
755				
756				
757				
758				
759				
760				

Column	A	B	C	D
Line #	**RunId**	**UnitDescription**	**FuelDescription**	**Year**
761	[redacted]			
762				
763				
764				
765				
766				
767				
768				
769				
770				
771				
772				
773				
774				
775				
776				
777				
778				
779				
780				
781				
782				
783				
784				
785				
786				
787				
788				
789				
790				
791				
792				
793				
794				
795				
796				
797				
798				

Column	A	B	C	D
Line #	**RunId**	**UnitDescription**	**FuelDescription**	**Year**
799	[redacted]			
800				
801				
802				
803				
804				
805				
806				
807				
808				
809				
810				
811				
812				
813				
814				
815				
816				
817				
818				
819				
820				
821				
822				
823				
824				
825				
826				
827				
828				
829				
830				
831				
832				
833				
834				
835				
836				

Column	A	B	C	D
Line #	**RunId**	**UnitDescription**	**FuelDescription**	**Year**
837	[redacted]			
838				
839				
840				
841				
842				
843				
844				
845				
846				
847				
848				
849				
850				
851				
852				
853				
854				
855				
856				
857				
858				
859				
860				
861				
862				
863				
864				
865				
866				
867				
868				
869				
870				
871				
872				
873				
874				

Column	A	B	C	D
Line #	**RunId**	**UnitDescription**	**FuelDescription**	**Year**
875	[redacted]			
876				
877				
878				
879				
880				
881				
882				
883				
884				
885				
886				
887				
888				
889				
890				
891				
892				
893				
894				
895				
896				
897				
898				
899				
900				
901				
902				
903				
904				
905				
906				
907				
908				
909				
910				
911				
912				

REDACTED

Column	A	B	C	D
Line #	RunId	UnitDescription	FuelDescription	Year
913	[redacted]			
914				
915				
916				
917				
918				
919				
920				
921				
922				
923				
924				
925				
926				
927				
928				
929				
930				
931				
932				
933				
934				
935				
936				
937				
938				
939				
940				
941				
942				
943				
944				
945				
946				
947				
948				
949				
950				

Column	A	B	C	D
Line #	**RunId**	**UnitDescription**	**FuelDescription**	**Year**
951	[redacted]			
952				
953				
954				
955				
956				
957				
958				
959				
960				
961				
962				
963				
964				
965				
966				
967				
968				
969				
970				
971				
972				
973				
974				
975				
976				
977				
978				
979				
980				
981				
982				
983				
984				
985				
986				
987				
988				

Column	A	B	C	D
Line #	**RunId**	**UnitDescription**	**FuelDescription**	**Year**
989	[redacted]			
990				
991				
992				
993				
994				
995				
996				
997				
998				
999				
1000				
1001				
1002				
1003				
1004				
1005				
1006				
1007				
1008				
1009				
1010				
1011				
1012				
1013				
1014				
1015				
1016				
1017				
1018				
1019				
1020				
1021				
1022				
1023				
1024				
1025				
1026				

Column	A	B	C	D
Line #	**RunId**	**UnitDescription**	**FuelDescription**	**Year**
1027	[redacted]			
1028				
1029				
1030				
1031				
1032				
1033				
1034				
1035				
1036				
1037				
1038				
1039				
1040				
1041				
1042				
1043				
1044				
1045				
1046				
1047				
1048				
1049				
1050				
1051				
1052				
1053				
1054				
1055				
1056				
1057				
1058				
1059				
1060				
1061				
1062				
1063				
1064				

Column	A	B	C	D
Line #	**RunId**	**UnitDescription**	**FuelDescription**	**Year**
1065	[redacted]			
1066				
1067				
1068				
1069				
1070				
1071				
1072				
1073				
1074				
1075				
1076				
1077				
1078				
1079				
1080				
1081				
1082				
1083				
1084				
1085				
1086				
1087				
1088				
1089				
1090				
1091				
1092				
1093				
1094				
1095				
1096				
1097				
1098				
1099				
1100				
1101				
1102				

Column	A	B	C	D
Line #	**RunId**	**UnitDescription**	**FuelDescription**	**Year**
1103	[redacted]			
1104				
1105				
1106				
1107				
1108				
1109				
1110				
1111				
1112				
1113				
1114				
1115				
1116				
1117				
1118				
1119				
1120				
1121				
1122				
1123				
1124				
1125				
1126				
1127				
1128				
1129				
1130				
1131				
1132				
1133				
1134				
1135				
1136				
1137				
1138				
1139				
1140				

Column	A	B	C	D
Line #	**RunId**	**UnitDescription**	**FuelDescription**	**Year**
1141	[redacted]			
1142				
1143				
1144				
1145				
1146				
1147				
1148				
1149				
1150				
1151				
1152				
1153				
1154				
1155				
1156				
1157				
1158				
1159				
1160				
1161				
1162				
1163				
1164				
1165				
1166				
1167				
1168				
1169				
1170				
1171				
1172				
1173				
1174				
1175				
1176				
1177				
1178				

Column	A	B	C	D
Line #	**RunId**	**UnitDescription**	**FuelDescription**	**Year**
1179	[redacted]			
1180				
1181				
1182				
1183				
1184				
1185				
1186				
1187				
1188				
1189				
1190				
1191				
1192				
1193				
1194				
1195				
1196				
1197				
1198				
1199				
1200				
1201				
1202				
1203				
1204				
1205				
1206				
1207				
1208				
1209				
1210				
1211				
1212				
1213				
1214				
1215				
1216				

REDACTED

Column	A	B	C	D
Line #	RunId	UnitDescription	FuelDescription	Year
1217	[redacted]			
1218				
1219				
1220				
1221				
1222				
1223				
1224				
1225				
1226				
1227				
1228				
1229				
1230				
1231				
1232				
1233				
1234				
1235				
1236				
1237				
1238				
1239				
1240				
1241				
1242				
1243				
1244				
1245				
1246				
1247				
1248				
1249				
1250				
1251				
1252				
1253				
1254				

Column	A	B	C	D
Line #	**RunId**	**UnitDescription**	**FuelDescription**	**Year**
1255	[redacted]			
1256				
1257				
1258				
1259				
1260				
1261				
1262				
1263				
1264				
1265				
1266				
1267				
1268				
1269				
1270				
1271				
1272				
1273				
1274				
1275				
1276				
1277				
1278				
1279				
1280				
1281				
1282				
1283				
1284				
1285				
1286				
1287				
1288				
1289				
1290				
1291				
1292				

Column	A	B	C	D
Line #	**RunId**	**UnitDescription**	**FuelDescription**	**Year**
1293	[redacted]			
1294				
1295				
1296				
1297				
1298				
1299				
1300				
1301				
1302				
1303				
1304				
1305				
1306				
1307				
1308				
1309				
1310				
1311				
1312				
1313				
1314				
1315				
1316				
1317				
1318				
1319				
1320				
1321				
1322				
1323				
1324				
1325				
1326				
1327				
1328				
1329				
1330				

Column	A	B	C	D
Line #	**RunId**	**UnitDescription**	**FuelDescription**	**Year**
1331	[redacted]			
1332				
1333				
1334				
1335				
1336				
1337				
1338				
1339				
1340				
1341				
1342				
1343				
1344				
1345				
1346				
1347				
1348				
1349				
1350				
1351				
1352				
1353				
1354				
1355				
1356				
1357				
1358				
1359				
1360				
1361				
1362				
1363				
1364				
1365				
1366				
1367				
1368				

REDACTED

Column	A	B	C	D
Line #	RunId	UnitDescription	FuelDescription	Year
1369	[redacted]			
1370				
1371				
1372				
1373				
1374				
1375				
1376				
1377				
1378				
1379				
1380				
1381				
1382				
1383				
1384				
1385				
1386				
1387				
1388				
1389				
1390				
1391				
1392				
1393				
1394				
1395				
1396				
1397				
1398				
1399				
1400				
1401				
1402				
1403				
1404				
1405				
1406				

Column	A	B	C	D
Line #	**RunId**	**UnitDescription**	**FuelDescription**	**Year**
1407	[redacted]			
1408				
1409				
1410				
1411				
1412				
1413				
1414				
1415				
1416				
1417				
1418				
1419				
1420				
1421				
1422				
1423				
1424				
1425				
1426				
1427				
1428				
1429				
1430				
1431				
1432				
1433				
1434				
1435				
1436				
1437				
1438				
1439				
1440				
1441				
1442				
1443				
1444				

Column	A	B	C	D
Line #	**RunId**	**UnitDescription**	**FuelDescription**	**Year**
1445	[redacted]			
1446				
1447				
1448				
1449				
1450				
1451				
1452				
1453				
1454				
1455				
1456				
1457				
1458				
1459				
1460				
1461				
1462				
1463				
1464				
1465				
1466				
1467				
1468				
1469				
1470				
1471				
1472				
1473				
1474				
1475				
1476				
1477				
1478				
1479				
1480				
1481				
1482				

Column	A	B	C	D
Line #	**RunId**	**UnitDescription**	**FuelDescription**	**Year**
1483	[redacted]			
1484				
1485				
1486				
1487				
1488				
1489				
1490				
1491				
1492				
1493				
1494				
1495				
1496				
1497				
1498				
1499				
1500				
1501				
1502				
1503				
1504				
1505				
1506				
1507				
1508				
1509				
1510				
1511				
1512				
1513				
1514				
1515				
1516				
1517				
1518				
1519				
1520				

Column	A	B	C	D
Line #	RunId	UnitDescription	FuelDescription	Year
1521	[redacted]			
1522				
1523				
1524				
1525				
1526				
1527				
1528				
1529				
1530				
1531				
1532				
1533				
1534				
1535				
1536				
1537				
1538				
1539				
1540				
1541				
1542				
1543				
1544				
1545				
1546				
1547				
1548				
1549				
1550				
1551				
1552				
1553				
1554				
1555				
1556				
1557				
1558				

Column	A	B	C	D
Line #	**RunId**	**UnitDescription**	**FuelDescription**	**Year**
1559	[redacted]			
1560				
1561				
1562				
1563				
1564				
1565				
1566				
1567				
1568				
1569				
1570				
1571				
1572				
1573				
1574				
1575				
1576				
1577				
1578				
1579				
1580				
1581				
1582				
1583				
1584				
1585				
1586				
1587				
1588				
1589				
1590				
1591				
1592				
1593				
1594				
1595				
1596				

Column	A	B	C	D
Line #	**RunId**	**UnitDescription**	**FuelDescription**	**Year**
1597	[redacted]			
1598				
1599				
1600				
1601				
1602				
1603				
1604				
1605				
1606				
1607				
1608				
1609				
1610				
1611				
1612				
1613				
1614				
1615				
1616				
1617				
1618				
1619				
1620				
1621				
1622				
1623				
1624				
1625				
1626				
1627				
1628				
1629				
1630				
1631				
1632				
1633				
1634				

Column	A	B	C	D
Line #	**RunId**	**UnitDescription**	**FuelDescription**	**Year**
1635	[redacted]			
1636				
1637				
1638				
1639				
1640				
1641				
1642				
1643				
1644				
1645				
1646				
1647				
1648				
1649				
1650				
1651				
1652				
1653				
1654				
1655				
1656				
1657				
1658				
1659				
1660				
1661				
1662				
1663				
1664				
1665				
1666				
1667				
1668				
1669				
1670				
1671				
1672				

Column	A	B	C	D
Line #	RunId	UnitDescription	FuelDescription	Year
1673	[redacted]			
1674				
1675				
1676				
1677				
1678				
1679				
1680				
1681				
1682				
1683				
1684				
1685				
1686				
1687				
1688				
1689				
1690				
1691				
1692				
1693				
1694				
1695				
1696				
1697				
1698				
1699				
1700				
1701				
1702				
1703				
1704				
1705				
1706				
1707				
1708				
1709				
1710				

Column	A	B	C	D
Line #	**RunId**	**UnitDescription**	**FuelDescription**	**Year**
1711	[redacted]			
1712				
1713				
1714				
1715				
1716				
1717				
1718				
1719				
1720				
1721				
1722				
1723				
1724				
1725				
1726				
1727				
1728				
1729				
1730				
1731				
1732				
1733				
1734				
1735				
1736				
1737				
1738				
1739				
1740				
1741				
1742				
1743				
1744				
1745				
1746				
1747				
1748				

Column	A	B	C	D
Line #	**RunId**	**UnitDescription**	**FuelDescription**	**Year**
1749	[redacted]			
1750				
1751				
1752				
1753				
1754				
1755				
1756				
1757				
1758				
1759				
1760				
1761				
1762				
1763				
1764				
1765				
1766				
1767				
1768				
1769				
1770				
1771				
1772				
1773				
1774				
1775				
1776				
1777				
1778				
1779				
1780				
1781				
1782				
1783				
1784				
1785				
1786				

Column	A	B	C	D
Line #	**RunId**	**UnitDescription**	**FuelDescription**	**Year**
1787	[redacted]			
1788				
1789				
1790				
1791				
1792				
1793				
1794				
1795				
1796				
1797				
1798				
1799				
1800				
1801				
1802				
1803				
1804				
1805				
1806				
1807				
1808				
1809				
1810				
1811				
1812				
1813				
1814				
1815				
1816				
1817				
1818				
1819				
1820				
1821				
1822				
1823				
1824				

Column	A	B	C	D
Line #	RunId	UnitDescription	FuelDescription	Year
1825	[redacted]			
1826				
1827				
1828				
1829				
1830				
1831				
1832				
1833				
1834				
1835				
1836				
1837				
1838				
1839				
1840				
1841				
1842				
1843				
1844				
1845				
1846				
1847				
1848				
1849				
1850				
1851				
1852				
1853				
1854				
1855				
1856				
1857				
1858				
1859				
1860				
1861				
1862				

Column	A	B	C	D
Line #	**RunId**	**UnitDescription**	**FuelDescription**	**Year**
1863	[redacted]			
1864				
1865				
1866				
1867				
1868				
1869				
1870				
1871				
1872				
1873				
1874				
1875				
1876				
1877				
1878				
1879				
1880				
1881				
1882				
1883				
1884				
1885				
1886				
1887				
1888				
1889				
1890				
1891				
1892				
1893				
1894				
1895				
1896				
1897				
1898				
1899				
1900				

Column	A	B	C	D
Line #	**RunId**	**UnitDescription**	**FuelDescription**	**Year**
1901	[redacted]			
1902				
1903				
1904				
1905				
1906				
1907				
1908				
1909				
1910				
1911				
1912				
1913				
1914				
1915				
1916				
1917				
1918				
1919				
1920				
1921				
1922				
1923				
1924				
1925				
1926				
1927				
1928				
1929				
1930				
1931				
1932				
1933				
1934				
1935				
1936				
1937				
1938				

Column	A	B	C	D
Line #	**RunId**	**UnitDescription**	**FuelDescription**	**Year**
1939	[redacted]			
1940				
1941				
1942				
1943				
1944				
1945				
1946				
1947				
1948				
1949				
1950				
1951				
1952				
1953				
1954				
1955				
1956				
1957				
1958				
1959				
1960				
1961				
1962				
1963				
1964				
1965				
1966				
1967				
1968				
1969				
1970				
1971				
1972				
1973				
1974				
1975				
1976				

REDACTED

Column	A	B	C	D
Line #	RunId	UnitDescription	FuelDescription	Year
1977	[redacted]			
1978				
1979				
1980				
1981				
1982				
1983				
1984				
1985				
1986				
1987				
1988				
1989				
1990				
1991				
1992				
1993				
1994				
1995				
1996				
1997				
1998				
1999				
2000				
2001				
2002				
2003				
2004				
2005				
2006				
2007				
2008				

Column	E
Line #	**FuelHeatConsumpByUnit: (MBTU)**
1	[redacted]
2	
3	
4	
5	
6	
7	
8	
9	
10	
11	
12	
13	
14	
15	
16	
17	
18	
19	
20	
21	
22	
23	
24	
25	
26	
27	
28	
29	
30	
31	
32	
33	
34	
35	
36	
37	
38	

Column	E
Line #	**FuelHeatConsumpByUnit: (MBTU)**
39	[redacted]
40	
41	
42	
43	
44	
45	
46	
47	
48	
49	
50	
51	
52	
53	
54	
55	
56	
57	
58	
59	
60	
61	
62	
63	
64	
65	
66	
67	
68	
69	
70	
71	
72	
73	
74	
75	
76	

Column	E
Line #	**FuelHeatConsumpByUnit: (MBTU)**
77	[redacted]
78	
79	
80	
81	
82	
83	
84	
85	
86	
87	
88	
89	
90	
91	
92	
93	
94	
95	
96	
97	
98	
99	
100	
101	
102	
103	
104	
105	
106	
107	
108	
109	
110	
111	
112	
113	
114	

Column	E
Line #	**FuelHeatConsumpByUnit: (MBTU)**
115	[redacted]
116	
117	
118	
119	
120	
121	
122	
123	
124	
125	
126	
127	
128	
129	
130	
131	
132	
133	
134	
135	
136	
137	
138	
139	
140	
141	
142	
143	
144	
145	
146	
147	
148	
149	
150	
151	
152	

Column	E
Line #	**FuelHeatConsumpByUnit: (MBTU)**
153	[redacted]
154	
155	
156	
157	
158	
159	
160	
161	
162	
163	
164	
165	
166	
167	
168	
169	
170	
171	
172	
173	
174	
175	
176	
177	
178	
179	
180	
181	
182	
183	
184	
185	
186	
187	
188	
189	
190	

Column	E
Line #	**FuelHeatConsumpByUnit: (MBTU)**
191	[redacted]
192	
193	
194	
195	
196	
197	
198	
199	
200	
201	
202	
203	
204	
205	
206	
207	
208	
209	
210	
211	
212	
213	
214	
215	
216	
217	
218	
219	
220	
221	
222	
223	
224	
225	
226	
227	
228	

Column	E
Line #	**FuelHeatConsumpByUnit: (MBTU)**
229	[redacted]
230	
231	
232	
233	
234	
235	
236	
237	
238	
239	
240	
241	
242	
243	
244	
245	
246	
247	
248	
249	
250	
251	
252	
253	
254	
255	
256	
257	
258	
259	
260	
261	
262	
263	
264	
265	
266	

Column	E
Line #	**FuelHeatConsumpByUnit: (MBTU)**
267	[redacted]
268	
269	
270	
271	
272	
273	
274	
275	
276	
277	
278	
279	
280	
281	
282	
283	
284	
285	
286	
287	
288	
289	
290	
291	
292	
293	
294	
295	
296	
297	
298	
299	
300	
301	
302	
303	
304	

Column	E
Line #	**FuelHeatConsumpByUnit: (MBTU)**
305	[redacted]
306	
307	
308	
309	
310	
311	
312	
313	
314	
315	
316	
317	
318	
319	
320	
321	
322	
323	
324	
325	
326	
327	
328	
329	
330	
331	
332	
333	
334	
335	
336	
337	
338	
339	
340	
341	
342	

Column	E
Line #	**FuelHeatConsumpByUnit: (MBTU)**
343	[redacted]
344	
345	
346	
347	
348	
349	
350	
351	
352	
353	
354	
355	
356	
357	
358	
359	
360	
361	
362	
363	
364	
365	
366	
367	
368	
369	
370	
371	
372	
373	
374	
375	
376	
377	
378	
379	
380	

REDACTED

Column	E
Line #	
381	
382	
383	
384	
385	
386	
387	
388	
389	
390	
391	
392	
393	
394	
395	
396	
397	
398	
399	
400	
401	
402	
403	
404	
405	
406	
407	
408	
409	
410	
411	
412	
413	
414	
415	
416	
417	
418	

Column	E
Line #	**FuelHeatConsumpByUnit: (MBTU)**
419	[redacted]
420	
421	
422	
423	
424	
425	
426	
427	
428	
429	
430	
431	
432	
433	
434	
435	
436	
437	
438	
439	
440	
441	
442	
443	
444	
445	
446	
447	
448	
449	
450	
451	
452	
453	
454	
455	
456	

Column	E
Line #	**FuelHeatConsumpByUnit: (MBTU)**
457	[redacted]
458	
459	
460	
461	
462	
463	
464	
465	
466	
467	
468	
469	
470	
471	
472	
473	
474	
475	
476	
477	
478	
479	
480	
481	
482	
483	
484	
485	
486	
487	
488	
489	
490	
491	
492	
493	
494	

Column	E
Line #	**FuelHeatConsumpByUnit: (MBTU)**
495	[redacted]
496	
497	
498	
499	
500	
501	
502	
503	
504	
505	
506	
507	
508	
509	
510	
511	
512	
513	
514	
515	
516	
517	
518	
519	
520	
521	
522	
523	
524	
525	
526	
527	
528	
529	
530	
531	
532	

Column	E
Line #	**FuelHeatConsumpByUnit: (MBTU)**
533	[redacted]
534	
535	
536	
537	
538	
539	
540	
541	
542	
543	
544	
545	
546	
547	
548	
549	
550	
551	
552	
553	
554	
555	
556	
557	
558	
559	
560	
561	
562	
563	
564	
565	
566	
567	
568	
569	
570	

Column	E
Line #	**FuelHeatConsumpByUnit: (MBTU)**
571	[redacted]
572	
573	
574	
575	
576	
577	
578	
579	
580	
581	
582	
583	
584	
585	
586	
587	
588	
589	
590	
591	
592	
593	
594	
595	
596	
597	
598	
599	
600	
601	
602	
603	
604	
605	
606	
607	
608	

Column	E
Line #	**FuelHeatConsumpByUnit: (MBTU)**
609	[redacted]
610	
611	
612	
613	
614	
615	
616	
617	
618	
619	
620	
621	
622	
623	
624	
625	
626	
627	
628	
629	
630	
631	
632	
633	
634	
635	
636	
637	
638	
639	
640	
641	
642	
643	
644	
645	
646	

Column	E
Line #	**FuelHeatConsumpByUnit: (MBTU)**
647	[redacted]
648	
649	
650	
651	
652	
653	
654	
655	
656	
657	
658	
659	
660	
661	
662	
663	
664	
665	
666	
667	
668	
669	
670	
671	
672	
673	
674	
675	
676	
677	
678	
679	
680	
681	
682	
683	
684	

Column	E
Line #	**FuelHeatConsumpByUnit: (MBTU)**
685	[redacted]
686	
687	
688	
689	
690	
691	
692	
693	
694	
695	
696	
697	
698	
699	
700	
701	
702	
703	
704	
705	
706	
707	
708	
709	
710	
711	
712	
713	
714	
715	
716	
717	
718	
719	
720	
721	
722	

Column	E
Line #	FuelHeatConsumpByUnit: (MBTU)
723	[redacted]
724	
725	
726	
727	
728	
729	
730	
731	
732	
733	
734	
735	
736	
737	
738	
739	
740	
741	
742	
743	
744	
745	
746	
747	
748	
749	
750	
751	
752	
753	
754	
755	
756	
757	
758	
759	
760	

Column	E
Line #	FuelHeatConsumpByUnit: (MBTU)
761	[redacted]
762	
763	
764	
765	
766	
767	
768	
769	
770	
771	
772	
773	
774	
775	
776	
777	
778	
779	
780	
781	
782	
783	
784	
785	
786	
787	
788	
789	
790	
791	
792	
793	
794	
795	
796	
797	
798	

Column	E
Line #	**FuelHeatConsumpByUnit: (MBTU)**
799	[redacted]
800	
801	
802	
803	
804	
805	
806	
807	
808	
809	
810	
811	
812	
813	
814	
815	
816	
817	
818	
819	
820	
821	
822	
823	
824	
825	
826	
827	
828	
829	
830	
831	
832	
833	
834	
835	
836	

Column	E
Line #	**FuelHeatConsumpByUnit: (MBTU)**
837	[redacted]
838	
839	
840	
841	
842	
843	
844	
845	
846	
847	
848	
849	
850	
851	
852	
853	
854	
855	
856	
857	
858	
859	
860	
861	
862	
863	
864	
865	
866	
867	
868	
869	
870	
871	
872	
873	
874	

Column	E
Line #	**FuelHeatConsumpByUnit: (MBTU)**
875	[redacted]
876	
877	
878	
879	
880	
881	
882	
883	
884	
885	
886	
887	
888	
889	
890	
891	
892	
893	
894	
895	
896	
897	
898	
899	
900	
901	
902	
903	
904	
905	
906	
907	
908	
909	
910	
911	
912	

Column	E
Line #	**FuelHeatConsumpByUnit: (MBTU)**
913	[redacted]
914	
915	
916	
917	
918	
919	
920	
921	
922	
923	
924	
925	
926	
927	
928	
929	
930	
931	
932	
933	
934	
935	
936	
937	
938	
939	
940	
941	
942	
943	
944	
945	
946	
947	
948	
949	
950	

Column	E
Line #	**FuelHeatConsumpByUnit: (MBTU)**
951	[redacted]
952	
953	
954	
955	
956	
957	
958	
959	
960	
961	
962	
963	
964	
965	
966	
967	
968	
969	
970	
971	
972	
973	
974	
975	
976	
977	
978	
979	
980	
981	
982	
983	
984	
985	
986	
987	
988	

Column	E
Line #	**FuelHeatConsumpByUnit: (MBTU)**
989	[redacted]
990	
991	
992	
993	
994	
995	
996	
997	
998	
999	
1000	
1001	
1002	
1003	
1004	
1005	
1006	
1007	
1008	
1009	
1010	
1011	
1012	
1013	
1014	
1015	
1016	
1017	
1018	
1019	
1020	
1021	
1022	
1023	
1024	
1025	
1026	

Column	E
Line #	**FuelHeatConsumpByUnit: (MBTU)**
1027	[redacted]
1028	
1029	
1030	
1031	
1032	
1033	
1034	
1035	
1036	
1037	
1038	
1039	
1040	
1041	
1042	
1043	
1044	
1045	
1046	
1047	
1048	
1049	
1050	
1051	
1052	
1053	
1054	
1055	
1056	
1057	
1058	
1059	
1060	
1061	
1062	
1063	
1064	

Column	E
Line #	**FuelHeatConsumpByUnit: (MBTU)**
1065	[redacted]
1066	
1067	
1068	
1069	
1070	
1071	
1072	
1073	
1074	
1075	
1076	
1077	
1078	
1079	
1080	
1081	
1082	
1083	
1084	
1085	
1086	
1087	
1088	
1089	
1090	
1091	
1092	
1093	
1094	
1095	
1096	
1097	
1098	
1099	
1100	
1101	
1102	

Column	E
Line #	**FuelHeatConsumpByUnit: (MBTU)**
1103	[redacted]
1104	
1105	
1106	
1107	
1108	
1109	
1110	
1111	
1112	
1113	
1114	
1115	
1116	
1117	
1118	
1119	
1120	
1121	
1122	
1123	
1124	
1125	
1126	
1127	
1128	
1129	
1130	
1131	
1132	
1133	
1134	
1135	
1136	
1137	
1138	
1139	
1140	

Column	E
Line #	FuelHeatConsumpByUnit: (MBTU)
1141	[redacted]
1142	
1143	
1144	
1145	
1146	
1147	
1148	
1149	
1150	
1151	
1152	
1153	
1154	
1155	
1156	
1157	
1158	
1159	
1160	
1161	
1162	
1163	
1164	
1165	
1166	
1167	
1168	
1169	
1170	
1171	
1172	
1173	
1174	
1175	
1176	
1177	
1178	

Column	E
Line #	**FuelHeatConsumpByUnit: (MBTU)**
1179	[redacted]
1180	
1181	
1182	
1183	
1184	
1185	
1186	
1187	
1188	
1189	
1190	
1191	
1192	
1193	
1194	
1195	
1196	
1197	
1198	
1199	
1200	
1201	
1202	
1203	
1204	
1205	
1206	
1207	
1208	
1209	
1210	
1211	
1212	
1213	
1214	
1215	
1216	

Column	E
Line #	**FuelHeatConsumpByUnit: (MBTU)**
1217	[redacted]
1218	
1219	
1220	
1221	
1222	
1223	
1224	
1225	
1226	
1227	
1228	
1229	
1230	
1231	
1232	
1233	
1234	
1235	
1236	
1237	
1238	
1239	
1240	
1241	
1242	
1243	
1244	
1245	
1246	
1247	
1248	
1249	
1250	
1251	
1252	
1253	
1254	

Column	E
Line #	**FuelHeatConsumpByUnit: (MBTU)**
1255	[redacted]
1256	
1257	
1258	
1259	
1260	
1261	
1262	
1263	
1264	
1265	
1266	
1267	
1268	
1269	
1270	
1271	
1272	
1273	
1274	
1275	
1276	
1277	
1278	
1279	
1280	
1281	
1282	
1283	
1284	
1285	
1286	
1287	
1288	
1289	
1290	
1291	
1292	

Column	E
Line #	**FuelHeatConsumpByUnit: (MBTU)**
1293	[redacted]
1294	
1295	
1296	
1297	
1298	
1299	
1300	
1301	
1302	
1303	
1304	
1305	
1306	
1307	
1308	
1309	
1310	
1311	
1312	
1313	
1314	
1315	
1316	
1317	
1318	
1319	
1320	
1321	
1322	
1323	
1324	
1325	
1326	
1327	
1328	
1329	
1330	

Column	E
Line #	**FuelHeatConsumpByUnit: (MBTU)**
1331	[redacted]
1332	
1333	
1334	
1335	
1336	
1337	
1338	
1339	
1340	
1341	
1342	
1343	
1344	
1345	
1346	
1347	
1348	
1349	
1350	
1351	
1352	
1353	
1354	
1355	
1356	
1357	
1358	
1359	
1360	
1361	
1362	
1363	
1364	
1365	
1366	
1367	
1368	

Column	E
Line #	**FuelHeatConsumpByUnit: (MBTU)**
1369	[redacted]
1370	
1371	
1372	
1373	
1374	
1375	
1376	
1377	
1378	
1379	
1380	
1381	
1382	
1383	
1384	
1385	
1386	
1387	
1388	
1389	
1390	
1391	
1392	
1393	
1394	
1395	
1396	
1397	
1398	
1399	
1400	
1401	
1402	
1403	
1404	
1405	
1406	

Column	E
Line #	**FuelHeatConsumpByUnit: (MBTU)**
1407	[redacted]
1408	
1409	
1410	
1411	
1412	
1413	
1414	
1415	
1416	
1417	
1418	
1419	
1420	
1421	
1422	
1423	
1424	
1425	
1426	
1427	
1428	
1429	
1430	
1431	
1432	
1433	
1434	
1435	
1436	
1437	
1438	
1439	
1440	
1441	
1442	
1443	
1444	

Column	E
Line #	**FuelHeatConsumpByUnit: (MBTU)**
1445	[redacted]
1446	
1447	
1448	
1449	
1450	
1451	
1452	
1453	
1454	
1455	
1456	
1457	
1458	
1459	
1460	
1461	
1462	
1463	
1464	
1465	
1466	
1467	
1468	
1469	
1470	
1471	
1472	
1473	
1474	
1475	
1476	
1477	
1478	
1479	
1480	
1481	
1482	

Column	E
Line #	**FuelHeatConsumpByUnit: (MBTU)**
1483	[redacted]
1484	
1485	
1486	
1487	
1488	
1489	
1490	
1491	
1492	
1493	
1494	
1495	
1496	
1497	
1498	
1499	
1500	
1501	
1502	
1503	
1504	
1505	
1506	
1507	
1508	
1509	
1510	
1511	
1512	
1513	
1514	
1515	
1516	
1517	
1518	
1519	
1520	

Column	E
Line #	**FuelHeatConsumpByUnit: (MBTU)**
1521	[redacted]
1522	
1523	
1524	
1525	
1526	
1527	
1528	
1529	
1530	
1531	
1532	
1533	
1534	
1535	
1536	
1537	
1538	
1539	
1540	
1541	
1542	
1543	
1544	
1545	
1546	
1547	
1548	
1549	
1550	
1551	
1552	
1553	
1554	
1555	
1556	
1557	
1558	

Column	E
Line #	**FuelHeatConsumpByUnit: (MBTU)**
1559	[redacted]
1560	
1561	
1562	
1563	
1564	
1565	
1566	
1567	
1568	
1569	
1570	
1571	
1572	
1573	
1574	
1575	
1576	
1577	
1578	
1579	
1580	
1581	
1582	
1583	
1584	
1585	
1586	
1587	
1588	
1589	
1590	
1591	
1592	
1593	
1594	
1595	
1596	

Column	E
Line #	**FuelHeatConsumpByUnit: (MBTU)**
1597	[redacted]
1598	
1599	
1600	
1601	
1602	
1603	
1604	
1605	
1606	
1607	
1608	
1609	
1610	
1611	
1612	
1613	
1614	
1615	
1616	
1617	
1618	
1619	
1620	
1621	
1622	
1623	
1624	
1625	
1626	
1627	
1628	
1629	
1630	
1631	
1632	
1633	
1634	

Column	E
Line #	**FuelHeatConsumpByUnit: (MBTU)**
1635	[redacted]
1636	
1637	
1638	
1639	
1640	
1641	
1642	
1643	
1644	
1645	
1646	
1647	
1648	
1649	
1650	
1651	
1652	
1653	
1654	
1655	
1656	
1657	
1658	
1659	
1660	
1661	
1662	
1663	
1664	
1665	
1666	
1667	
1668	
1669	
1670	
1671	
1672	

Column	E
Line #	**FuelHeatConsumpByUnit: (MBTU)**
1673	[redacted]
1674	
1675	
1676	
1677	
1678	
1679	
1680	
1681	
1682	
1683	
1684	
1685	
1686	
1687	
1688	
1689	
1690	
1691	
1692	
1693	
1694	
1695	
1696	
1697	
1698	
1699	
1700	
1701	
1702	
1703	
1704	
1705	
1706	
1707	
1708	
1709	
1710	

Column	E
Line #	**FuelHeatConsumpByUnit: (MBTU)**
1711	[redacted]
1712	
1713	
1714	
1715	
1716	
1717	
1718	
1719	
1720	
1721	
1722	
1723	
1724	
1725	
1726	
1727	
1728	
1729	
1730	
1731	
1732	
1733	
1734	
1735	
1736	
1737	
1738	
1739	
1740	
1741	
1742	
1743	
1744	
1745	
1746	
1747	
1748	

Column	E
Line #	**FuelHeatConsumpByUnit: (MBTU)**
1749	[redacted]
1750	
1751	
1752	
1753	
1754	
1755	
1756	
1757	
1758	
1759	
1760	
1761	
1762	
1763	
1764	
1765	
1766	
1767	
1768	
1769	
1770	
1771	
1772	
1773	
1774	
1775	
1776	
1777	
1778	
1779	
1780	
1781	
1782	
1783	
1784	
1785	
1786	

Column	E
Line #	**FuelHeatConsumpByUnit: (MBTU)**
1787	[redacted]
1788	
1789	
1790	
1791	
1792	
1793	
1794	
1795	
1796	
1797	
1798	
1799	
1800	
1801	
1802	
1803	
1804	
1805	
1806	
1807	
1808	
1809	
1810	
1811	
1812	
1813	
1814	
1815	
1816	
1817	
1818	
1819	
1820	
1821	
1822	
1823	
1824	

Column	E
Line #	**FuelHeatConsumpByUnit: (MBTU)**
1825	[redacted]
1826	
1827	
1828	
1829	
1830	
1831	
1832	
1833	
1834	
1835	
1836	
1837	
1838	
1839	
1840	
1841	
1842	
1843	
1844	
1845	
1846	
1847	
1848	
1849	
1850	
1851	
1852	
1853	
1854	
1855	
1856	
1857	
1858	
1859	
1860	
1861	
1862	

Column	E
Line #	**FuelHeatConsumpByUnit: (MBTU)**
1863	[redacted]
1864	
1865	
1866	
1867	
1868	
1869	
1870	
1871	
1872	
1873	
1874	
1875	
1876	
1877	
1878	
1879	
1880	
1881	
1882	
1883	
1884	
1885	
1886	
1887	
1888	
1889	
1890	
1891	
1892	
1893	
1894	
1895	
1896	
1897	
1898	
1899	
1900	

Column	E
Line #	**FuelHeatConsumpByUnit: (MBTU)**
1901	[redacted]
1902	
1903	
1904	
1905	
1906	
1907	
1908	
1909	
1910	
1911	
1912	
1913	
1914	
1915	
1916	
1917	
1918	
1919	
1920	
1921	
1922	
1923	
1924	
1925	
1926	
1927	
1928	
1929	
1930	
1931	
1932	
1933	
1934	
1935	
1936	
1937	
1938	

Column	E
Line #	**FuelHeatConsumpByUnit: (MBTU)**
1939	[redacted]
1940	
1941	
1942	
1943	
1944	
1945	
1946	
1947	
1948	
1949	
1950	
1951	
1952	
1953	
1954	
1955	
1956	
1957	
1958	
1959	
1960	
1961	
1962	
1963	
1964	
1965	
1966	
1967	
1968	
1969	
1970	
1971	
1972	
1973	
1974	
1975	
1976	

Column	E
Line #	**FuelHeatConsumpByUnit: (MBTU)**
1977	[redacted]
1978	
1979	
1980	
1981	
1982	
1983	
1984	
1985	
1986	
1987	
1988	
1989	
1990	
1991	
1992	
1993	
1994	
1995	
1996	
1997	
1998	
1999	
2000	
2001	
2002	
2003	
2004	
2005	
2006	
2007	
2008	

Column	A	B	C	D
Line #	**RunId**	**UnitDescription**	**FuelDescription**	**Year**
1	[redacted]			
2				
3				
4				
5				
6				
7				
8				
9				
10				
11				
12				
13				
14				
15				
16				
17				
18				
19				
20				
21				
22				
23				
24				
25				
26				
27				
28				
29				
30				
31				
32				
33				
34				
35				
36				
37				
38				

Column	A	B	C	D
Line #	**RunId**	**UnitDescription**	**FuelDescription**	**Year**
39	[redacted]			
40				
41				
42				
43				
44				
45				
46				
47				
48				
49				
50				
51				
52				
53				
54				
55				
56				
57				
58				
59				
60				
61				
62				
63				
64				
65				
66				
67				
68				
69				
70				
71				
72				
73				
74				
75				
76				

Column	A	B	C	D
Line #	**RunId**	**UnitDescription**	**FuelDescription**	**Year**
77	[redacted]			
78				
79				
80				
81				
82				
83				
84				
85				
86				
87				
88				
89				
90				
91				
92				
93				
94				
95				
96				
97				
98				
99				
100				
101				
102				
103				
104				
105				
106				
107				
108				
109				
110				
111				
112				
113				
114				

Column	A	B	C	D
Line #	**RunId**	**UnitDescription**	**FuelDescription**	**Year**
115	[redacted]			
116				
117				
118				
119				
120				
121				
122				
123				
124				
125				
126				
127				
128				
129				
130				
131				
132				
133				
134				
135				
136				
137				
138				
139				
140				
141				
142				
143				
144				
145				
146				
147				
148				
149				
150				
151				
152				

Column	A	B	C	D
Line #	**RunId**	**UnitDescription**	**FuelDescription**	**Year**
153	[redacted]			
154				
155				
156				
157				
158				
159				
160				
161				
162				
163				
164				
165				
166				
167				
168				
169				
170				
171				
172				
173				
174				
175				
176				
177				
178				
179				
180				
181				
182				
183				
184				
185				
186				
187				
188				
189				
190				

Column	A	B	C	D
Line #	**RunId**	**UnitDescription**	**FuelDescription**	**Year**
191	[redacted]			
192				
193				
194				
195				
196				
197				
198				
199				
200				
201				
202				
203				
204				
205				
206				
207				
208				
209				
210				
211				
212				
213				
214				
215				
216				
217				
218				
219				
220				
221				
222				
223				
224				
225				
226				
227				
228				

Column	A	B	C	D
Line #	**RunId**	**UnitDescription**	**FuelDescription**	**Year**
229	[redacted]			
230				
231				
232				
233				
234				
235				
236				
237				
238				
239				
240				
241				
242				
243				
244				
245				
246				
247				
248				
249				
250				
251				
252				
253				
254				
255				
256				
257				
258				
259				
260				
261				
262				
263				
264				
265				
266				

Column	A	B	C	D
Line #	**RunId**	**UnitDescription**	**FuelDescription**	**Year**
267	[redacted]			
268				
269				
270				
271				
272				
273				
274				
275				
276				
277				
278				
279				
280				
281				
282				
283				
284				
285				
286				
287				
288				
289				
290				
291				
292				
293				
294				
295				
296				
297				
298				
299				
300				
301				
302				
303				
304				

Column	A	B	C	D
Line #	RunId	UnitDescription	FuelDescription	Year
305	[redacted]			
306				
307				
308				
309				
310				
311				
312				
313				
314				
315				
316				
317				
318				
319				
320				
321				
322				
323				
324				
325				
326				
327				
328				
329				
330				
331				
332				
333				
334				
335				
336				
337				
338				
339				
340				
341				
342				

Column	A	B	C	D
Line #	**RunId**	**UnitDescription**	**FuelDescription**	**Year**
343	[redacted]			
344				
345				
346				
347				
348				
349				
350				
351				
352				
353				
354				
355				
356				
357				
358				
359				
360				
361				
362				
363				
364				
365				
366				
367				
368				
369				
370				
371				
372				
373				
374				
375				
376				
377				
378				
379				
380				

Column	A	B	C	D
Line #	**RunId**	**UnitDescription**	**FuelDescription**	**Year**
381	[redacted]			
382				
383				
384				
385				
386				
387				
388				
389				
390				
391				
392				
393				
394				
395				
396				
397				
398				
399				
400				
401				
402				
403				
404				
405				
406				
407				
408				
409				
410				
411				
412				
413				
414				
415				
416				
417				
418				

Column	A	B	C	D
Line #	**RunId**	**UnitDescription**	**FuelDescription**	**Year**
419	[redacted]			
420				
421				
422				
423				
424				
425				
426				
427				
428				
429				
430				
431				
432				
433				
434				
435				
436				
437				
438				
439				
440				
441				
442				
443				
444				
445				
446				
447				
448				
449				
450				
451				
452				
453				
454				
455				
456				

Column	A	B	C	D
Line #	**RunId**	**UnitDescription**	**FuelDescription**	**Year**
457	[redacted]			
458				
459				
460				
461				
462				
463				
464				
465				
466				
467				
468				
469				
470				
471				
472				
473				
474				
475				
476				
477				
478				
479				
480				
481				
482				
483				
484				
485				
486				
487				
488				
489				
490				
491				
492				
493				
494				

Column	A	B	C	D
Line #	**RunId**	**UnitDescription**	**FuelDescription**	**Year**
495	[redacted]			
496				
497				
498				
499				
500				
501				
502				
503				
504				
505				
506				
507				
508				
509				
510				
511				
512				
513				
514				
515				
516				
517				
518				
519				
520				
521				
522				
523				
524				
525				
526				
527				
528				
529				
530				
531				
532				

Column	A	B	C	D
Line #	**RunId**	**UnitDescription**	**FuelDescription**	**Year**
533	[redacted]			
534				
535				
536				
537				
538				
539				
540				
541				
542				
543				
544				
545				
546				
547				
548				
549				
550				
551				
552				
553				
554				
555				
556				
557				
558				
559				
560				
561				
562				
563				
564				
565				
566				
567				
568				
569				
570				

Column	A	B	C	D
Line #	RunId	UnitDescription	FuelDescription	Year
571	[redacted]			
572				
573				
574				
575				
576				
577				
578				
579				
580				
581				
582				
583				
584				
585				
586				
587				
588				
589				
590				
591				
592				
593				
594				
595				
596				
597				
598				
599				
600				
601				
602				
603				
604				
605				
606				
607				
608				

Column	A	B	C	D
Line #	**RunId**	**UnitDescription**	**FuelDescription**	**Year**
609	[redacted]			
610				
611				
612				
613				
614				
615				
616				
617				
618				
619				
620				
621				
622				
623				
624				
625				
626				
627				
628				
629				
630				
631				
632				
633				
634				
635				
636				
637				
638				
639				
640				
641				
642				
643				
644				
645				
646				

Column	A	B	C	D
Line #	**RunId**	**UnitDescription**	**FuelDescription**	**Year**
647	[redacted]			
648				
649				
650				
651				
652				
653				
654				
655				
656				
657				
658				
659				
660				
661				
662				
663				
664				
665				
666				
667				
668				
669				
670				
671				
672				
673				
674				
675				
676				
677				
678				
679				
680				
681				
682				
683				
684				

Column	A	B	C	D
Line #	**RunId**	**UnitDescription**	**FuelDescription**	**Year**
685	[redacted]			
686				
687				
688				
689				
690				
691				
692				
693				
694				
695				
696				
697				
698				
699				
700				
701				
702				
703				
704				
705				
706				
707				
708				
709				
710				
711				
712				
713				
714				
715				
716				
717				
718				
719				
720				
721				
722				

Column	A	B	C	D
Line #	**RunId**	**UnitDescription**	**FuelDescription**	**Year**
723	[redacted]			
724				
725				
726				
727				
728				
729				
730				
731				
732				
733				
734				
735				
736				
737				
738				
739				
740				
741				
742				
743				
744				
745				
746				
747				
748				
749				
750				
751				
752				
753				
754				
755				
756				
757				
758				
759				
760				

Column	A	B	C	D
Line #	RunId	UnitDescription	FuelDescription	Year
761	[redacted]			
762				
763				
764				
765				
766				
767				
768				
769				
770				
771				
772				
773				
774				
775				
776				
777				
778				
779				
780				
781				
782				
783				
784				
785				
786				
787				
788				
789				
790				
791				
792				
793				
794				
795				
796				
797				
798				

Column	A	B	C	D
Line #	**RunId**	**UnitDescription**	**FuelDescription**	**Year**
799	[redacted]			
800				
801				
802				
803				
804				
805				
806				
807				
808				
809				
810				
811				
812				
813				
814				
815				
816				
817				
818				
819				
820				
821				
822				
823				
824				
825				
826				
827				
828				
829				
830				
831				
832				
833				
834				
835				
836				

Column	A	B	C	D
Line #	**RunId**	**UnitDescription**	**FuelDescription**	**Year**
837	[redacted]			
838				
839				
840				
841				
842				
843				
844				
845				
846				
847				
848				
849				
850				
851				
852				
853				
854				
855				
856				
857				
858				
859				
860				
861				
862				
863				
864				
865				
866				
867				
868				
869				
870				
871				
872				
873				
874				

Column	A	B	C	D
Line #	**RunId**	**UnitDescription**	**FuelDescription**	**Year**
875	[redacted]			
876				
877				
878				
879				
880				
881				
882				
883				
884				
885				
886				
887				
888				
889				
890				
891				
892				
893				
894				
895				
896				
897				
898				
899				
900				
901				
902				
903				
904				
905				
906				
907				
908				
909				
910				
911				
912				

Column	A	B	C	D
Line #	**RunId**	**UnitDescription**	**FuelDescription**	**Year**
913	[redacted]			
914				
915				
916				
917				
918				
919				
920				
921				
922				
923				
924				
925				
926				
927				
928				
929				
930				
931				
932				
933				
934				
935				
936				
937				
938				
939				
940				
941				
942				
943				
944				
945				
946				
947				
948				
949				
950				

Column	A	B	C	D
Line #	RunId	UnitDescription	FuelDescription	Year
951	[redacted]			
952				
953				
954				
955				
956				
957				
958				
959				
960				
961				
962				
963				
964				
965				
966				
967				
968				
969				
970				
971				
972				
973				
974				
975				
976				
977				
978				
979				
980				
981				
982				
983				
984				
985				
986				
987				
988				

Column	A	B	C	D
Line #	**RunId**	**UnitDescription**	**FuelDescription**	**Year**
989	[redacted]			
990				
991				
992				
993				
994				
995				
996				
997				
998				
999				
1000				
1001				
1002				
1003				
1004				
1005				
1006				
1007				
1008				
1009				
1010				
1011				
1012				
1013				
1014				
1015				
1016				
1017				
1018				
1019				
1020				
1021				
1022				
1023				
1024				
1025				
1026				

Column	A	B	C	D
Line #	**RunId**	**UnitDescription**	**FuelDescription**	**Year**
1027	[redacted]			
1028				
1029				
1030				
1031				
1032				
1033				
1034				
1035				
1036				
1037				
1038				
1039				
1040				
1041				
1042				
1043				
1044				
1045				
1046				
1047				
1048				
1049				
1050				
1051				
1052				
1053				
1054				
1055				
1056				
1057				
1058				
1059				
1060				
1061				
1062				
1063				
1064				

Column	A	B	C	D
Line #	**RunId**	**UnitDescription**	**FuelDescription**	**Year**
1065	[redacted]			
1066				
1067				
1068				
1069				
1070				
1071				
1072				
1073				
1074				
1075				
1076				
1077				
1078				
1079				
1080				
1081				
1082				
1083				
1084				
1085				
1086				
1087				
1088				
1089				
1090				
1091				
1092				
1093				
1094				
1095				
1096				
1097				
1098				
1099				
1100				
1101				
1102				

Column	A	B	C	D
Line #	RunId	UnitDescription	FuelDescription	Year
1103	[redacted]			
1104				
1105				
1106				
1107				
1108				
1109				
1110				
1111				
1112				
1113				
1114				
1115				
1116				
1117				
1118				
1119				
1120				
1121				
1122				
1123				
1124				
1125				
1126				
1127				
1128				
1129				
1130				
1131				
1132				
1133				
1134				
1135				
1136				
1137				
1138				
1139				
1140				

Column	A	B	C	D
Line #	**RunId**	**UnitDescription**	**FuelDescription**	**Year**
1141	[redacted]			
1142				
1143				
1144				
1145				
1146				
1147				
1148				
1149				
1150				
1151				
1152				
1153				
1154				
1155				
1156				
1157				
1158				
1159				
1160				
1161				
1162				
1163				
1164				
1165				
1166				
1167				
1168				
1169				
1170				
1171				
1172				
1173				
1174				
1175				
1176				
1177				
1178				

Column	A	B	C	D
Line #	**RunId**	**UnitDescription**	**FuelDescription**	**Year**
1179	[redacted]			
1180				
1181				
1182				
1183				
1184				
1185				
1186				
1187				
1188				
1189				
1190				
1191				
1192				
1193				
1194				
1195				
1196				
1197				
1198				
1199				
1200				
1201				
1202				
1203				
1204				
1205				
1206				
1207				
1208				
1209				
1210				
1211				
1212				
1213				
1214				
1215				
1216				

Column	A	B	C	D
Line #	**RunId**	**UnitDescription**	**FuelDescription**	**Year**
1217	[redacted]			
1218				
1219				
1220				
1221				
1222				
1223				
1224				
1225				
1226				
1227				
1228				
1229				
1230				
1231				
1232				
1233				
1234				
1235				
1236				
1237				
1238				
1239				
1240				
1241				
1242				
1243				
1244				
1245				
1246				
1247				
1248				
1249				
1250				
1251				
1252				
1253				
1254				

Column	A	B	C	D
Line #	**RunId**	**UnitDescription**	**FuelDescription**	**Year**
1255	[redacted]			
1256				
1257				
1258				
1259				
1260				
1261				
1262				
1263				
1264				
1265				
1266				
1267				
1268				
1269				
1270				
1271				
1272				
1273				
1274				
1275				
1276				
1277				
1278				
1279				
1280				
1281				
1282				
1283				
1284				
1285				
1286				
1287				
1288				
1289				
1290				
1291				
1292				

Column	A	B	C	D
Line #	RunId	UnitDescription	FuelDescription	Year
1293	[redacted]			
1294				
1295				
1296				
1297				
1298				
1299				
1300				
1301				
1302				
1303				
1304				
1305				
1306				
1307				
1308				
1309				
1310				
1311				
1312				
1313				
1314				
1315				
1316				
1317				
1318				
1319				
1320				
1321				
1322				
1323				
1324				
1325				
1326				
1327				
1328				
1329				
1330				

Column	A	B	C	D
Line #	**RunId**	**UnitDescription**	**FuelDescription**	**Year**
1331	[redacted]			
1332				
1333				
1334				
1335				
1336				
1337				
1338				
1339				
1340				
1341				
1342				
1343				
1344				
1345				
1346				
1347				
1348				
1349				
1350				
1351				
1352				
1353				
1354				
1355				
1356				
1357				
1358				
1359				
1360				
1361				
1362				
1363				
1364				
1365				
1366				
1367				
1368				

Column	A	B	C	D
Line #	**RunId**	**UnitDescription**	**FuelDescription**	**Year**
1369	[redacted]			
1370				
1371				
1372				
1373				
1374				
1375				
1376				
1377				
1378				
1379				
1380				
1381				
1382				
1383				
1384				
1385				
1386				
1387				
1388				
1389				
1390				
1391				
1392				
1393				
1394				
1395				
1396				
1397				
1398				
1399				
1400				
1401				
1402				
1403				
1404				
1405				
1406				

Column	A	B	C	D
Line #	**RunId**	**UnitDescription**	**FuelDescription**	**Year**
1407	[redacted]			
1408				
1409				
1410				
1411				
1412				
1413				
1414				
1415				
1416				
1417				
1418				
1419				
1420				
1421				
1422				
1423				
1424				
1425				
1426				
1427				
1428				
1429				
1430				
1431				
1432				
1433				
1434				
1435				
1436				
1437				
1438				
1439				
1440				
1441				
1442				
1443				
1444				

Column	A	B	C	D
Line #	RunId	UnitDescription	FuelDescription	Year
1445	[redacted]			
1446				
1447				
1448				
1449				
1450				
1451				
1452				
1453				
1454				
1455				
1456				
1457				
1458				
1459				
1460				
1461				
1462				
1463				
1464				
1465				
1466				
1467				
1468				
1469				
1470				
1471				
1472				
1473				
1474				
1475				
1476				
1477				
1478				
1479				
1480				
1481				
1482				

Column	A	B	C	D
Line #	**RunId**	**UnitDescription**	**FuelDescription**	**Year**
1483	[redacted]			
1484				
1485				
1486				
1487				
1488				
1489				
1490				
1491				
1492				
1493				
1494				
1495				
1496				
1497				
1498				
1499				
1500				
1501				
1502				
1503				
1504				
1505				
1506				
1507				
1508				
1509				
1510				
1511				
1512				
1513				
1514				
1515				
1516				
1517				
1518				
1519				
1520				

Column	A	B	C	D
Line #	**RunId**	**UnitDescription**	**FuelDescription**	**Year**
1521	[redacted]			
1522				
1523				
1524				
1525				
1526				
1527				
1528				
1529				
1530				
1531				
1532				
1533				
1534				
1535				
1536				
1537				
1538				
1539				
1540				
1541				
1542				
1543				
1544				
1545				
1546				
1547				
1548				
1549				
1550				
1551				
1552				
1553				
1554				
1555				
1556				
1557				
1558				

Column	A	B	C	D
Line #	**RunId**	**UnitDescription**	**FuelDescription**	**Year**
1559	[redacted]			
1560				
1561				
1562				
1563				
1564				
1565				
1566				
1567				
1568				
1569				
1570				
1571				
1572				
1573				
1574				
1575				
1576				
1577				
1578				
1579				
1580				
1581				
1582				
1583				
1584				
1585				
1586				
1587				
1588				
1589				
1590				
1591				
1592				
1593				
1594				
1595				
1596				

Column	A	B	C	D
Line #	**RunId**	**UnitDescription**	**FuelDescription**	**Year**
1597	[redacted]			
1598				
1599				
1600				
1601				
1602				
1603				
1604				
1605				
1606				
1607				
1608				
1609				
1610				
1611				
1612				
1613				
1614				
1615				
1616				
1617				
1618				
1619				
1620				
1621				
1622				
1623				
1624				
1625				
1626				
1627				
1628				
1629				
1630				
1631				
1632				
1633				
1634				

Column	A	B	C	D
Line #	**RunId**	**UnitDescription**	**FuelDescription**	**Year**
1635	[redacted]			
1636				
1637				
1638				
1639				
1640				
1641				
1642				
1643				
1644				
1645				
1646				
1647				
1648				
1649				
1650				
1651				
1652				
1653				
1654				
1655				
1656				
1657				
1658				
1659				
1660				
1661				
1662				
1663				
1664				
1665				
1666				
1667				
1668				
1669				
1670				
1671				
1672				

Column	A	B	C	D
Line #	**RunId**	**UnitDescription**	**FuelDescription**	**Year**
1673	[redacted]			
1674				
1675				
1676				
1677				
1678				
1679				
1680				
1681				
1682				
1683				
1684				
1685				
1686				
1687				
1688				
1689				
1690				
1691				
1692				
1693				
1694				
1695				
1696				
1697				
1698				
1699				
1700				
1701				
1702				
1703				
1704				
1705				
1706				
1707				
1708				
1709				
1710				

Column	A	B	C	D
Line #	**RunId**	**UnitDescription**	**FuelDescription**	**Year**
1711	[redacted]			
1712				
1713				
1714				
1715				
1716				
1717				
1718				
1719				
1720				
1721				
1722				
1723				
1724				
1725				
1726				
1727				
1728				
1729				
1730				
1731				
1732				
1733				
1734				
1735				
1736				
1737				
1738				
1739				
1740				
1741				
1742				
1743				
1744				
1745				
1746				
1747				
1748				

Column	A	B	C	D
Line #	**RunId**	**UnitDescription**	**FuelDescription**	**Year**
1749	[redacted]			
1750				
1751				
1752				
1753				
1754				
1755				
1756				
1757				
1758				
1759				
1760				
1761				
1762				
1763				
1764				
1765				
1766				
1767				
1768				
1769				
1770				
1771				
1772				
1773				
1774				
1775				
1776				
1777				
1778				
1779				
1780				
1781				
1782				
1783				
1784				
1785				
1786				

REDACTED

Column	A	B	C	D
Line #	RunId	UnitDescription	FuelDescription	Year
1787	[redacted]			
1788				
1789				
1790				
1791				
1792				
1793				
1794				
1795				
1796				
1797				
1798				
1799				
1800				
1801				
1802				
1803				
1804				
1805				
1806				
1807				
1808				
1809				
1810				
1811				
1812				
1813				
1814				
1815				
1816				
1817				
1818				
1819				
1820				
1821				
1822				
1823				
1824				

Column	A	B	C	D
Line #	**RunId**	**UnitDescription**	**FuelDescription**	**Year**
1825	[redacted]			
1826				
1827				
1828				
1829				
1830				
1831				
1832				
1833				
1834				
1835				
1836				
1837				
1838				
1839				
1840				
1841				
1842				
1843				
1844				
1845				
1846				
1847				
1848				
1849				
1850				
1851				
1852				
1853				
1854				
1855				
1856				
1857				
1858				
1859				
1860				
1861				
1862				

Column	A	B	C	D
Line #	**RunId**	**UnitDescription**	**FuelDescription**	**Year**
1863	[redacted]			
1864				
1865				
1866				
1867				
1868				
1869				
1870				
1871				
1872				
1873				
1874				
1875				
1876				
1877				
1878				
1879				
1880				
1881				
1882				
1883				
1884				
1885				
1886				
1887				
1888				
1889				
1890				
1891				
1892				
1893				
1894				
1895				
1896				
1897				
1898				
1899				
1900				

REDACTED

Column	A	B	C	D
Line #	RunId	UnitDescription	FuelDescription	Year
1901	[redacted]			
1902				
1903				
1904				
1905				
1906				
1907				
1908				
1909				
1910				
1911				
1912				
1913				
1914				
1915				
1916				
1917				
1918				
1919				
1920				
1921				
1922				
1923				
1924				
1925				
1926				
1927				
1928				
1929				
1930				
1931				
1932				
1933				
1934				
1935				
1936				
1937				
1938				

Column	A	B	C	D
Line #	**RunId**	**UnitDescription**	**FuelDescription**	**Year**
1939	[redacted]			
1940				
1941				
1942				
1943				
1944				
1945				
1946				
1947				
1948				
1949				
1950				
1951				
1952				
1953				
1954				
1955				
1956				
1957				
1958				
1959				
1960				
1961				
1962				
1963				
1964				
1965				
1966				
1967				
1968				
1969				
1970				
1971				
1972				
1973				
1974				
1975				
1976				

Column	A	B	C	D
Line #	**RunId**	**UnitDescription**	**FuelDescription**	**Year**
1977	[redacted]			
1978				
1979				
1980				
1981				
1982				
1983				
1984				
1985				
1986				
1987				
1988				
1989				
1990				
1991				
1992				
1993				
1994				
1995				
1996				
1997				
1998				
1999				
2000				
2001				
2002				
2003				
2004				
2005				
2006				
2007				
2008				

Column	E
Line #	
1	[redacted]
2	
3	
4	
5	
6	
7	
8	
9	
10	
11	
12	
13	
14	
15	
16	
17	
18	
19	
20	
21	
22	
23	
24	
25	
26	
27	
28	
29	
30	
31	
32	
33	
34	
35	
36	
37	
38	

Column	E
Line #	**FuelHeatConsumpByUnit: (MBTU)**
39	[redacted]
40	
41	
42	
43	
44	
45	
46	
47	
48	
49	
50	
51	
52	
53	
54	
55	
56	
57	
58	
59	
60	
61	
62	
63	
64	
65	
66	
67	
68	
69	
70	
71	
72	
73	
74	
75	
76	

Column	E
Line #	**FuelHeatConsumpByUnit: (MBTU)**
77	[redacted]
78	
79	
80	
81	
82	
83	
84	
85	
86	
87	
88	
89	
90	
91	
92	
93	
94	
95	
96	
97	
98	
99	
100	
101	
102	
103	
104	
105	
106	
107	
108	
109	
110	
111	
112	
113	
114	

Column	E
Line #	**FuelHeatConsumpByUnit: (MBTU)**
115	[redacted]
116	
117	
118	
119	
120	
121	
122	
123	
124	
125	
126	
127	
128	
129	
130	
131	
132	
133	
134	
135	
136	
137	
138	
139	
140	
141	
142	
143	
144	
145	
146	
147	
148	
149	
150	
151	
152	

Column	E
Line #	**FuelHeatConsumpByUnit: (MBTU)**
153	[redacted]
154	
155	
156	
157	
158	
159	
160	
161	
162	
163	
164	
165	
166	
167	
168	
169	
170	
171	
172	
173	
174	
175	
176	
177	
178	
179	
180	
181	
182	
183	
184	
185	
186	
187	
188	
189	
190	

Column	E
Line #	**FuelHeatConsumpByUnit: (MBTU)**
191	[redacted]
192	
193	
194	
195	
196	
197	
198	
199	
200	
201	
202	
203	
204	
205	
206	
207	
208	
209	
210	
211	
212	
213	
214	
215	
216	
217	
218	
219	
220	
221	
222	
223	
224	
225	
226	
227	
228	

Column	E
Line #	**FuelHeatConsumpByUnit: (MBTU)**
229	[redacted]
230	
231	
232	
233	
234	
235	
236	
237	
238	
239	
240	
241	
242	
243	
244	
245	
246	
247	
248	
249	
250	
251	
252	
253	
254	
255	
256	
257	
258	
259	
260	
261	
262	
263	
264	
265	
266	

Column	E
Line #	**FuelHeatConsumpByUnit: (MBTU)**
267	[redacted]
268	
269	
270	
271	
272	
273	
274	
275	
276	
277	
278	
279	
280	
281	
282	
283	
284	
285	
286	
287	
288	
289	
290	
291	
292	
293	
294	
295	
296	
297	
298	
299	
300	
301	
302	
303	
304	

Column	E
Line #	**FuelHeatConsumpByUnit: (MBTU)**
305	[redacted]
306	
307	
308	
309	
310	
311	
312	
313	
314	
315	
316	
317	
318	
319	
320	
321	
322	
323	
324	
325	
326	
327	
328	
329	
330	
331	
332	
333	
334	
335	
336	
337	
338	
339	
340	
341	
342	

Column	E
Line #	**FuelHeatConsumpByUnit: (MBTU)**
343	[redacted]
344	
345	
346	
347	
348	
349	
350	
351	
352	
353	
354	
355	
356	
357	
358	
359	
360	
361	
362	
363	
364	
365	
366	
367	
368	
369	
370	
371	
372	
373	
374	
375	
376	
377	
378	
379	
380	

Column	E
Line #	**FuelHeatConsumpByUnit: (MBTU)**
381	[redacted]
382	
383	
384	
385	
386	
387	
388	
389	
390	
391	
392	
393	
394	
395	
396	
397	
398	
399	
400	
401	
402	
403	
404	
405	
406	
407	
408	
409	
410	
411	
412	
413	
414	
415	
416	
417	
418	

Column	E
Line #	**FuelHeatConsumpByUnit: (MBTU)**
419	[redacted]
420	
421	
422	
423	
424	
425	
426	
427	
428	
429	
430	
431	
432	
433	
434	
435	
436	
437	
438	
439	
440	
441	
442	
443	
444	
445	
446	
447	
448	
449	
450	
451	
452	
453	
454	
455	
456	

Column	E
Line #	**FuelHeatConsumpByUnit: (MBTU)**
457	[redacted]
458	
459	
460	
461	
462	
463	
464	
465	
466	
467	
468	
469	
470	
471	
472	
473	
474	
475	
476	
477	
478	
479	
480	
481	
482	
483	
484	
485	
486	
487	
488	
489	
490	
491	
492	
493	
494	

Column	E
Line #	**FuelHeatConsumpByUnit: (MBTU)**
495	[redacted]
496	
497	
498	
499	
500	
501	
502	
503	
504	
505	
506	
507	
508	
509	
510	
511	
512	
513	
514	
515	
516	
517	
518	
519	
520	
521	
522	
523	
524	
525	
526	
527	
528	
529	
530	
531	
532	

Column	E
Line #	**FuelHeatConsumpByUnit: (MBTU)**
533	[redacted]
534	
535	
536	
537	
538	
539	
540	
541	
542	
543	
544	
545	
546	
547	
548	
549	
550	
551	
552	
553	
554	
555	
556	
557	
558	
559	
560	
561	
562	
563	
564	
565	
566	
567	
568	
569	
570	

Column	E
Line #	**FuelHeatConsumpByUnit: (MBTU)**
571	[redacted]
572	
573	
574	
575	
576	
577	
578	
579	
580	
581	
582	
583	
584	
585	
586	
587	
588	
589	
590	
591	
592	
593	
594	
595	
596	
597	
598	
599	
600	
601	
602	
603	
604	
605	
606	
607	
608	

Column	E
Line #	**FuelHeatConsumpByUnit: (MBTU)**
609	[redacted]
610	
611	
612	
613	
614	
615	
616	
617	
618	
619	
620	
621	
622	
623	
624	
625	
626	
627	
628	
629	
630	
631	
632	
633	
634	
635	
636	
637	
638	
639	
640	
641	
642	
643	
644	
645	
646	

Column	E
Line #	FuelHeatConsumpByUnit: (MBTU)
647	[redacted]
648	
649	
650	
651	
652	
653	
654	
655	
656	
657	
658	
659	
660	
661	
662	
663	
664	
665	
666	
667	
668	
669	
670	
671	
672	
673	
674	
675	
676	
677	
678	
679	
680	
681	
682	
683	
684	

Column	E
Line #	**FuelHeatConsumpByUnit: (MBTU)**
685	[redacted]
686	
687	
688	
689	
690	
691	
692	
693	
694	
695	
696	
697	
698	
699	
700	
701	
702	
703	
704	
705	
706	
707	
708	
709	
710	
711	
712	
713	
714	
715	
716	
717	
718	
719	
720	
721	
722	

Column	E
Line #	**FuelHeatConsumpByUnit: (MBTU)**
723	[redacted]
724	
725	
726	
727	
728	
729	
730	
731	
732	
733	
734	
735	
736	
737	
738	
739	
740	
741	
742	
743	
744	
745	
746	
747	
748	
749	
750	
751	
752	
753	
754	
755	
756	
757	
758	
759	
760	

Column	E
Line #	**FuelHeatConsumpByUnit: (MBTU)**
761	[redacted]
762	
763	
764	
765	
766	
767	
768	
769	
770	
771	
772	
773	
774	
775	
776	
777	
778	
779	
780	
781	
782	
783	
784	
785	
786	
787	
788	
789	
790	
791	
792	
793	
794	
795	
796	
797	
798	

Column	E
Line #	**FuelHeatConsumpByUnit: (MBTU)**
799	[redacted]
800	
801	
802	
803	
804	
805	
806	
807	
808	
809	
810	
811	
812	
813	
814	
815	
816	
817	
818	
819	
820	
821	
822	
823	
824	
825	
826	
827	
828	
829	
830	
831	
832	
833	
834	
835	
836	

Column	E
Line #	**FuelHeatConsumpByUnit: (MBTU)**
837	[redacted]
838	
839	
840	
841	
842	
843	
844	
845	
846	
847	
848	
849	
850	
851	
852	
853	
854	
855	
856	
857	
858	
859	
860	
861	
862	
863	
864	
865	
866	
867	
868	
869	
870	
871	
872	
873	
874	

Column	E
Line #	**FuelHeatConsumpByUnit: (MBTU)**
875	[redacted]
876	
877	
878	
879	
880	
881	
882	
883	
884	
885	
886	
887	
888	
889	
890	
891	
892	
893	
894	
895	
896	
897	
898	
899	
900	
901	
902	
903	
904	
905	
906	
907	
908	
909	
910	
911	
912	

Column	E
Line #	**FuelHeatConsumpByUnit: (MBTU)**
913	[redacted]
914	
915	
916	
917	
918	
919	
920	
921	
922	
923	
924	
925	
926	
927	
928	
929	
930	
931	
932	
933	
934	
935	
936	
937	
938	
939	
940	
941	
942	
943	
944	
945	
946	
947	
948	
949	
950	

Column	E
Line #	**FuelHeatConsumpByUnit: (MBTU)**
951	[redacted]
952	
953	
954	
955	
956	
957	
958	
959	
960	
961	
962	
963	
964	
965	
966	
967	
968	
969	
970	
971	
972	
973	
974	
975	
976	
977	
978	
979	
980	
981	
982	
983	
984	
985	
986	
987	
988	

Column	E
Line #	**FuelHeatConsumpByUnit: (MBTU)**
989	[redacted]
990	
991	
992	
993	
994	
995	
996	
997	
998	
999	
1000	
1001	
1002	
1003	
1004	
1005	
1006	
1007	
1008	
1009	
1010	
1011	
1012	
1013	
1014	
1015	
1016	
1017	
1018	
1019	
1020	
1021	
1022	
1023	
1024	
1025	
1026	

Column	E
Line #	**FuelHeatConsumpByUnit: (MBTU)**
1027	[redacted]
1028	
1029	
1030	
1031	
1032	
1033	
1034	
1035	
1036	
1037	
1038	
1039	
1040	
1041	
1042	
1043	
1044	
1045	
1046	
1047	
1048	
1049	
1050	
1051	
1052	
1053	
1054	
1055	
1056	
1057	
1058	
1059	
1060	
1061	
1062	
1063	
1064	

Column	E
Line #	
1065	[redacted]
1066	
1067	
1068	
1069	
1070	
1071	
1072	
1073	
1074	
1075	
1076	
1077	
1078	
1079	
1080	
1081	
1082	
1083	
1084	
1085	
1086	
1087	
1088	
1089	
1090	
1091	
1092	
1093	
1094	
1095	
1096	
1097	
1098	
1099	
1100	
1101	
1102	

Column	E
Line #	**FuelHeatConsumpByUnit: (MBTU)**
1103	[redacted]
1104	
1105	
1106	
1107	
1108	
1109	
1110	
1111	
1112	
1113	
1114	
1115	
1116	
1117	
1118	
1119	
1120	
1121	
1122	
1123	
1124	
1125	
1126	
1127	
1128	
1129	
1130	
1131	
1132	
1133	
1134	
1135	
1136	
1137	
1138	
1139	
1140	

Column	E
Line #	**FuelHeatConsumpByUnit: (MBTU)**
1141	[redacted]
1142	
1143	
1144	
1145	
1146	
1147	
1148	
1149	
1150	
1151	
1152	
1153	
1154	
1155	
1156	
1157	
1158	
1159	
1160	
1161	
1162	
1163	
1164	
1165	
1166	
1167	
1168	
1169	
1170	
1171	
1172	
1173	
1174	
1175	
1176	
1177	
1178	

Column	E
Line #	**FuelHeatConsumpByUnit: (MBTU)**
1179	[redacted]
1180	
1181	
1182	
1183	
1184	
1185	
1186	
1187	
1188	
1189	
1190	
1191	
1192	
1193	
1194	
1195	
1196	
1197	
1198	
1199	
1200	
1201	
1202	
1203	
1204	
1205	
1206	
1207	
1208	
1209	
1210	
1211	
1212	
1213	
1214	
1215	
1216	

Column	E
Line #	**FuelHeatConsumpByUnit: (MBTU)**
1217	[redacted]
1218	
1219	
1220	
1221	
1222	
1223	
1224	
1225	
1226	
1227	
1228	
1229	
1230	
1231	
1232	
1233	
1234	
1235	
1236	
1237	
1238	
1239	
1240	
1241	
1242	
1243	
1244	
1245	
1246	
1247	
1248	
1249	
1250	
1251	
1252	
1253	
1254	

Column	E
Line #	**FuelHeatConsumpByUnit: (MBTU)**
1255	[redacted]
1256	
1257	
1258	
1259	
1260	
1261	
1262	
1263	
1264	
1265	
1266	
1267	
1268	
1269	
1270	
1271	
1272	
1273	
1274	
1275	
1276	
1277	
1278	
1279	
1280	
1281	
1282	
1283	
1284	
1285	
1286	
1287	
1288	
1289	
1290	
1291	
1292	

Column	E
Line #	**FuelHeatConsumpByUnit: (MBTU)**
1293	[redacted]
1294	
1295	
1296	
1297	
1298	
1299	
1300	
1301	
1302	
1303	
1304	
1305	
1306	
1307	
1308	
1309	
1310	
1311	
1312	
1313	
1314	
1315	
1316	
1317	
1318	
1319	
1320	
1321	
1322	
1323	
1324	
1325	
1326	
1327	
1328	
1329	
1330	

Column	E
Line #	**FuelHeatConsumpByUnit: (MBTU)**
1331	[redacted]
1332	
1333	
1334	
1335	
1336	
1337	
1338	
1339	
1340	
1341	
1342	
1343	
1344	
1345	
1346	
1347	
1348	
1349	
1350	
1351	
1352	
1353	
1354	
1355	
1356	
1357	
1358	
1359	
1360	
1361	
1362	
1363	
1364	
1365	
1366	
1367	
1368	

Column	E
Line #	**FuelHeatConsumpByUnit: (MBTU)**
1369	[redacted]
1370	
1371	
1372	
1373	
1374	
1375	
1376	
1377	
1378	
1379	
1380	
1381	
1382	
1383	
1384	
1385	
1386	
1387	
1388	
1389	
1390	
1391	
1392	
1393	
1394	
1395	
1396	
1397	
1398	
1399	
1400	
1401	
1402	
1403	
1404	
1405	
1406	

Column	E
Line #	**FuelHeatConsumpByUnit: (MBTU)**
1407	[redacted]
1408	
1409	
1410	
1411	
1412	
1413	
1414	
1415	
1416	
1417	
1418	
1419	
1420	
1421	
1422	
1423	
1424	
1425	
1426	
1427	
1428	
1429	
1430	
1431	
1432	
1433	
1434	
1435	
1436	
1437	
1438	
1439	
1440	
1441	
1442	
1443	
1444	

Column	E
Line #	**FuelHeatConsumpByUnit: (MBTU)**
1445	[redacted]
1446	
1447	
1448	
1449	
1450	
1451	
1452	
1453	
1454	
1455	
1456	
1457	
1458	
1459	
1460	
1461	
1462	
1463	
1464	
1465	
1466	
1467	
1468	
1469	
1470	
1471	
1472	
1473	
1474	
1475	
1476	
1477	
1478	
1479	
1480	
1481	
1482	

Column	E
Line #	**FuelHeatConsumpByUnit: (MBTU)**
1483	[redacted]
1484	
1485	
1486	
1487	
1488	
1489	
1490	
1491	
1492	
1493	
1494	
1495	
1496	
1497	
1498	
1499	
1500	
1501	
1502	
1503	
1504	
1505	
1506	
1507	
1508	
1509	
1510	
1511	
1512	
1513	
1514	
1515	
1516	
1517	
1518	
1519	
1520	

Column	E
Line #	**FuelHeatConsumpByUnit: (MBTU)**
1521	[redacted]
1522	
1523	
1524	
1525	
1526	
1527	
1528	
1529	
1530	
1531	
1532	
1533	
1534	
1535	
1536	
1537	
1538	
1539	
1540	
1541	
1542	
1543	
1544	
1545	
1546	
1547	
1548	
1549	
1550	
1551	
1552	
1553	
1554	
1555	
1556	
1557	
1558	

Column	E
Line #	**FuelHeatConsumpByUnit: (MBTU)**
1559	[redacted]
1560	
1561	
1562	
1563	
1564	
1565	
1566	
1567	
1568	
1569	
1570	
1571	
1572	
1573	
1574	
1575	
1576	
1577	
1578	
1579	
1580	
1581	
1582	
1583	
1584	
1585	
1586	
1587	
1588	
1589	
1590	
1591	
1592	
1593	
1594	
1595	
1596	

Column	E
Line #	
1597	[redacted]
1598	
1599	
1600	
1601	
1602	
1603	
1604	
1605	
1606	
1607	
1608	
1609	
1610	
1611	
1612	
1613	
1614	
1615	
1616	
1617	
1618	
1619	
1620	
1621	
1622	
1623	
1624	
1625	
1626	
1627	
1628	
1629	
1630	
1631	
1632	
1633	
1634	

Column	E
Line #	**FuelHeatConsumpByUnit: (MBTU)**
1635	[redacted]
1636	
1637	
1638	
1639	
1640	
1641	
1642	
1643	
1644	
1645	
1646	
1647	
1648	
1649	
1650	
1651	
1652	
1653	
1654	
1655	
1656	
1657	
1658	
1659	
1660	
1661	
1662	
1663	
1664	
1665	
1666	
1667	
1668	
1669	
1670	
1671	
1672	

Column	E
Line #	**FuelHeatConsumpByUnit: (MBTU)**
1673	[redacted]
1674	
1675	
1676	
1677	
1678	
1679	
1680	
1681	
1682	
1683	
1684	
1685	
1686	
1687	
1688	
1689	
1690	
1691	
1692	
1693	
1694	
1695	
1696	
1697	
1698	
1699	
1700	
1701	
1702	
1703	
1704	
1705	
1706	
1707	
1708	
1709	
1710	

Column	E
Line #	**FuelHeatConsumpByUnit: (MBTU)**
1711	[redacted]
1712	
1713	
1714	
1715	
1716	
1717	
1718	
1719	
1720	
1721	
1722	
1723	
1724	
1725	
1726	
1727	
1728	
1729	
1730	
1731	
1732	
1733	
1734	
1735	
1736	
1737	
1738	
1739	
1740	
1741	
1742	
1743	
1744	
1745	
1746	
1747	
1748	

Column	E
Line #	**FuelHeatConsumpByUnit: (MBTU)**
1749	[redacted]
1750	
1751	
1752	
1753	
1754	
1755	
1756	
1757	
1758	
1759	
1760	
1761	
1762	
1763	
1764	
1765	
1766	
1767	
1768	
1769	
1770	
1771	
1772	
1773	
1774	
1775	
1776	
1777	
1778	
1779	
1780	
1781	
1782	
1783	
1784	
1785	
1786	

Column	E
Line #	**FuelHeatConsumpByUnit: (MBTU)**
1787	[redacted]
1788	
1789	
1790	
1791	
1792	
1793	
1794	
1795	
1796	
1797	
1798	
1799	
1800	
1801	
1802	
1803	
1804	
1805	
1806	
1807	
1808	
1809	
1810	
1811	
1812	
1813	
1814	
1815	
1816	
1817	
1818	
1819	
1820	
1821	
1822	
1823	
1824	

Column	E
Line #	**FuelHeatConsumpByUnit: (MBTU)**
1825	[redacted]
1826	
1827	
1828	
1829	
1830	
1831	
1832	
1833	
1834	
1835	
1836	
1837	
1838	
1839	
1840	
1841	
1842	
1843	
1844	
1845	
1846	
1847	
1848	
1849	
1850	
1851	
1852	
1853	
1854	
1855	
1856	
1857	
1858	
1859	
1860	
1861	
1862	

Column	E
Line #	**FuelHeatConsumpByUnit: (MBTU)**
1863	[redacted]
1864	
1865	
1866	
1867	
1868	
1869	
1870	
1871	
1872	
1873	
1874	
1875	
1876	
1877	
1878	
1879	
1880	
1881	
1882	
1883	
1884	
1885	
1886	
1887	
1888	
1889	
1890	
1891	
1892	
1893	
1894	
1895	
1896	
1897	
1898	
1899	
1900	

Column	E
Line #	**FuelHeatConsumpByUnit: (MBTU)**
1901	[redacted]
1902	
1903	
1904	
1905	
1906	
1907	
1908	
1909	
1910	
1911	
1912	
1913	
1914	
1915	
1916	
1917	
1918	
1919	
1920	
1921	
1922	
1923	
1924	
1925	
1926	
1927	
1928	
1929	
1930	
1931	
1932	
1933	
1934	
1935	
1936	
1937	
1938	

Column	E
Line #	**FuelHeatConsumpByUnit: (MBTU)**
1939	[redacted]
1940	
1941	
1942	
1943	
1944	
1945	
1946	
1947	
1948	
1949	
1950	
1951	
1952	
1953	
1954	
1955	
1956	
1957	
1958	
1959	
1960	
1961	
1962	
1963	
1964	
1965	
1966	
1967	
1968	
1969	
1970	
1971	
1972	
1973	
1974	
1975	
1976	

Column	E
Line #	FuelHeatConsumpByUnit: (MBTU)
1977	[redacted]
1978	
1979	
1980	
1981	
1982	
1983	
1984	
1985	
1986	
1987	
1988	
1989	
1990	
1991	
1992	
1993	
1994	
1995	
1996	
1997	
1998	
1999	
2000	
2001	
2002	
2003	
2004	
2005	
2006	
2007	
2008	

Column	A	B	C	D
Line #	**RunId**	**UnitDescription**	**FuelDescription**	**Year**
1	[redacted]			
2				
3				
4				
5				
6				
7				
8				
9				
10				
11				
12				
13				
14				
15				
16				
17				
18				
19				
20				
21				
22				
23				
24				
25				
26				
27				
28				
29				
30				
31				
32				
33				
34				
35				
36				
37				
38				

REDACTED

Column	A	B	C	D
Line #	RunId	UnitDescription	FuelDescription	Year
39	[redacted]			
40				
41				
42				
43				
44				
45				
46				
47				
48				
49				
50				
51				
52				
53				
54				
55				
56				
57				
58				
59				
60				
61				
62				
63				
64				
65				
66				
67				
68				
69				
70				
71				
72				
73				
74				
75				
76				

Column	A	B	C	D
Line #	**RunId**	**UnitDescription**	**FuelDescription**	**Year**
77	[redacted]			
78				
79				
80				
81				
82				
83				
84				
85				
86				
87				
88				
89				
90				
91				
92				
93				
94				
95				
96				
97				
98				
99				
100				
101				
102				
103				
104				
105				
106				
107				
108				
109				
110				
111				
112				
113				
114				

Column	A	B	C	D
Line #	**RunId**	**UnitDescription**	**FuelDescription**	**Year**
115	[redacted]			
116				
117				
118				
119				
120				
121				
122				
123				
124				
125				
126				
127				
128				
129				
130				
131				
132				
133				
134				
135				
136				
137				
138				
139				
140				
141				
142				
143				
144				
145				
146				
147				
148				
149				
150				
151				
152				

Column	A	B	C	D
Line #	**RunId**	**UnitDescription**	**FuelDescription**	**Year**
153	[redacted]			
154				
155				
156				
157				
158				
159				
160				
161				
162				
163				
164				
165				
166				
167				
168				
169				
170				
171				
172				
173				
174				
175				
176				
177				
178				
179				
180				
181				
182				
183				
184				
185				
186				
187				
188				
189				
190				

Column	A	B	C	D
Line #	**RunId**	**UnitDescription**	**FuelDescription**	**Year**
191	[redacted]			
192				
193				
194				
195				
196				
197				
198				
199				
200				
201				
202				
203				
204				
205				
206				
207				
208				
209				
210				
211				
212				
213				
214				
215				
216				
217				
218				
219				
220				
221				
222				
223				
224				
225				
226				
227				
228				

Column	A	B	C	D
Line #	**RunId**	**UnitDescription**	**FuelDescription**	**Year**
229	[redacted]			
230				
231				
232				
233				
234				
235				
236				
237				
238				
239				
240				
241				
242				
243				
244				
245				
246				
247				
248				
249				
250				
251				
252				
253				
254				
255				
256				
257				
258				
259				
260				
261				
262				
263				
264				
265				
266				

Column	A	B	C	D
Line #	**RunId**	**UnitDescription**	**FuelDescription**	**Year**
267	[redacted]			
268				
269				
270				
271				
272				
273				
274				
275				
276				
277				
278				
279				
280				
281				
282				
283				
284				
285				
286				
287				
288				
289				
290				
291				
292				
293				
294				
295				
296				
297				
298				
299				
300				
301				
302				
303				
304				

Column	A	B	C	D
Line #	**RunId**	**UnitDescription**	**FuelDescription**	**Year**
305	[redacted]			
306				
307				
308				
309				
310				
311				
312				
313				
314				
315				
316				
317				
318				
319				
320				
321				
322				
323				
324				
325				
326				
327				
328				
329				
330				
331				
332				
333				
334				
335				
336				
337				
338				
339				
340				
341				
342				

Column	A	B	C	D
Line #	**RunId**	**UnitDescription**	**FuelDescription**	**Year**
343	[redacted]			
344				
345				
346				
347				
348				
349				
350				
351				
352				
353				
354				
355				
356				
357				
358				
359				
360				
361				
362				
363				
364				
365				
366				
367				
368				
369				
370				
371				
372				
373				
374				
375				
376				
377				
378				
379				
380				

Column	A	B	C	D
Line #	**RunId**	**UnitDescription**	**FuelDescription**	**Year**
381	[redacted]			
382				
383				
384				
385				
386				
387				
388				
389				
390				
391				
392				
393				
394				
395				
396				
397				
398				
399				
400				
401				
402				
403				
404				
405				
406				
407				
408				
409				
410				
411				
412				
413				
414				
415				
416				
417				
418				

Column	A	B	C	D
Line #	**RunId**	**UnitDescription**	**FuelDescription**	**Year**
419	[redacted]			
420				
421				
422				
423				
424				
425				
426				
427				
428				
429				
430				
431				
432				
433				
434				
435				
436				
437				
438				
439				
440				
441				
442				
443				
444				
445				
446				
447				
448				
449				
450				
451				
452				
453				
454				
455				
456				

Column	A	B	C	D
Line #	**RunId**	**UnitDescription**	**FuelDescription**	**Year**
457	[redacted]			
458				
459				
460				
461				
462				
463				
464				
465				
466				
467				
468				
469				
470				
471				
472				
473				
474				
475				
476				
477				
478				
479				
480				
481				
482				
483				
484				
485				
486				
487				
488				
489				
490				
491				
492				
493				
494				

Column	A	B	C	D
Line #	**RunId**	**UnitDescription**	**FuelDescription**	**Year**
495	[redacted]			
496				
497				
498				
499				
500				
501				
502				
503				
504				
505				
506				
507				
508				
509				
510				
511				
512				
513				
514				
515				
516				
517				
518				
519				
520				
521				
522				
523				
524				
525				
526				
527				
528				
529				
530				
531				
532				

Column	A	B	C	D
Line #	**RunId**	**UnitDescription**	**FuelDescription**	**Year**
533	[redacted]			
534				
535				
536				
537				
538				
539				
540				
541				
542				
543				
544				
545				
546				
547				
548				
549				
550				
551				
552				
553				
554				
555				
556				
557				
558				
559				
560				
561				
562				
563				
564				
565				
566				
567				
568				
569				
570				

Column	A	B	C	D
Line #	**RunId**	**UnitDescription**	**FuelDescription**	**Year**
571	[redacted]			
572				
573				
574				
575				
576				
577				
578				
579				
580				
581				
582				
583				
584				
585				
586				
587				
588				
589				
590				
591				
592				
593				
594				
595				
596				
597				
598				
599				
600				
601				
602				
603				
604				
605				
606				
607				
608				

Column	A	B	C	D
Line #	**RunId**	**UnitDescription**	**FuelDescription**	**Year**
609	[redacted]			
610				
611				
612				
613				
614				
615				
616				
617				
618				
619				
620				
621				
622				
623				
624				
625				
626				
627				
628				
629				
630				
631				
632				
633				
634				
635				
636				
637				
638				
639				
640				
641				
642				
643				
644				
645				
646				

Column	A	B	C	D
Line #	**RunId**	**UnitDescription**	**FuelDescription**	**Year**
647	[redacted]			
648				
649				
650				
651				
652				
653				
654				
655				
656				
657				
658				
659				
660				
661				
662				
663				
664				
665				
666				
667				
668				
669				
670				
671				
672				
673				
674				
675				
676				
677				
678				
679				
680				
681				
682				
683				
684				

Column	A	B	C	D
Line #	**RunId**	**UnitDescription**	**FuelDescription**	**Year**
685	[redacted]			
686				
687				
688				
689				
690				
691				
692				
693				
694				
695				
696				
697				
698				
699				
700				
701				
702				
703				
704				
705				
706				
707				
708				
709				
710				
711				
712				
713				
714				
715				
716				
717				
718				
719				
720				
721				
722				

Column	A	B	C	D
Line #	**RunId**	**UnitDescription**	**FuelDescription**	**Year**
723	[redacted]			
724				
725				
726				
727				
728				
729				
730				
731				
732				
733				
734				
735				
736				
737				
738				
739				
740				
741				
742				
743				
744				
745				
746				
747				
748				
749				
750				
751				
752				
753				
754				
755				
756				
757				
758				
759				
760				

Column	A	B	C	D
Line #	**RunId**	**UnitDescription**	**FuelDescription**	**Year**
761	[redacted]			
762				
763				
764				
765				
766				
767				
768				
769				
770				
771				
772				
773				
774				
775				
776				
777				
778				
779				
780				
781				
782				
783				
784				
785				
786				
787				
788				
789				
790				
791				
792				
793				
794				
795				
796				
797				
798				

Column	A	B	C	D
Line #	**RunId**	**UnitDescription**	**FuelDescription**	**Year**
799	[redacted]			
800				
801				
802				
803				
804				
805				
806				
807				
808				
809				
810				
811				
812				
813				
814				
815				
816				
817				
818				
819				
820				
821				
822				
823				
824				
825				
826				
827				
828				
829				
830				
831				
832				
833				
834				
835				
836				

REDACTED

Column	A	B	C	D
Line #	RunId	UnitDescription	FuelDescription	Year
837	[redacted]			
838				
839				
840				
841				
842				
843				
844				
845				
846				
847				
848				
849				
850				
851				
852				
853				
854				
855				
856				
857				
858				
859				
860				
861				
862				
863				
864				
865				
866				
867				
868				
869				
870				
871				
872				
873				
874				

Column	A	B	C	D
Line #	RunId	UnitDescription	FuelDescription	Year
875	[redacted]			
876				
877				
878				
879				
880				
881				
882				
883				
884				
885				
886				
887				
888				
889				
890				
891				
892				
893				
894				
895				
896				
897				
898				
899				
900				
901				
902				
903				
904				
905				
906				
907				
908				
909				
910				
911				
912				

Column	A	B	C	D
Line #	**RunId**	**UnitDescription**	**FuelDescription**	**Year**
913	[redacted]			
914				
915				
916				
917				
918				
919				
920				
921				
922				
923				
924				
925				
926				
927				
928				
929				
930				
931				
932				
933				
934				
935				
936				
937				
938				
939				
940				
941				
942				
943				
944				
945				
946				
947				
948				
949				
950				

Column	A	B	C	D
Line #	**RunId**	**UnitDescription**	**FuelDescription**	**Year**
951	[redacted]			
952				
953				
954				
955				
956				
957				
958				
959				
960				
961				
962				
963				
964				
965				
966				
967				
968				
969				
970				
971				
972				
973				
974				
975				
976				
977				
978				
979				
980				
981				
982				
983				
984				
985				
986				
987				
988				

Column	A	B	C	D
Line #	RunId	UnitDescription	FuelDescription	Year
989	[redacted]			
990				
991				
992				
993				
994				
995				
996				
997				
998				
999				
1000				
1001				
1002				
1003				
1004				
1005				
1006				
1007				
1008				
1009				
1010				
1011				
1012				
1013				
1014				
1015				
1016				
1017				
1018				
1019				
1020				
1021				
1022				
1023				
1024				
1025				
1026				

REDACTED

Column	A	B	C	D
Line #	RunId	UnitDescription	FuelDescription	Year
1027	[redacted]			
1028				
1029				
1030				
1031				
1032				
1033				
1034				
1035				
1036				
1037				
1038				
1039				
1040				
1041				
1042				
1043				
1044				
1045				
1046				
1047				
1048				
1049				
1050				
1051				
1052				
1053				
1054				
1055				
1056				
1057				
1058				
1059				
1060				
1061				
1062				
1063				
1064				

Column	A	B	C	D
Line #	**RunId**	**UnitDescription**	**FuelDescription**	**Year**
1065	[redacted]			
1066				
1067				
1068				
1069				
1070				
1071				
1072				
1073				
1074				
1075				
1076				
1077				
1078				
1079				
1080				
1081				
1082				
1083				
1084				
1085				
1086				
1087				
1088				
1089				
1090				
1091				
1092				
1093				
1094				
1095				
1096				
1097				
1098				
1099				
1100				
1101				
1102				

Column	A	B	C	D
Line #	**RunId**	**UnitDescription**	**FuelDescription**	**Year**
1103	[redacted]			
1104				
1105				
1106				
1107				
1108				
1109				
1110				
1111				
1112				
1113				
1114				
1115				
1116				
1117				
1118				
1119				
1120				
1121				
1122				
1123				
1124				
1125				
1126				
1127				
1128				
1129				
1130				
1131				
1132				
1133				
1134				
1135				
1136				
1137				
1138				
1139				
1140				

Column	A	B	C	D
Line #	**RunId**	**UnitDescription**	**FuelDescription**	**Year**
1141	[redacted]			
1142				
1143				
1144				
1145				
1146				
1147				
1148				
1149				
1150				
1151				
1152				
1153				
1154				
1155				
1156				
1157				
1158				
1159				
1160				
1161				
1162				
1163				
1164				
1165				
1166				
1167				
1168				
1169				
1170				
1171				
1172				
1173				
1174				
1175				
1176				
1177				
1178				

Column	A	B	C	D
Line #	**RunId**	**UnitDescription**	**FuelDescription**	**Year**
1179	[redacted]			
1180				
1181				
1182				
1183				
1184				
1185				
1186				
1187				
1188				
1189				
1190				
1191				
1192				
1193				
1194				
1195				
1196				
1197				
1198				
1199				
1200				
1201				
1202				
1203				
1204				
1205				
1206				
1207				
1208				
1209				
1210				
1211				
1212				
1213				
1214				
1215				
1216				

Column	A	B	C	D
Line #	**RunId**	**UnitDescription**	**FuelDescription**	**Year**
1217	[redacted]			
1218				
1219				
1220				
1221				
1222				
1223				
1224				
1225				
1226				
1227				
1228				
1229				
1230				
1231				
1232				
1233				
1234				
1235				
1236				
1237				
1238				
1239				
1240				
1241				
1242				
1243				
1244				
1245				
1246				
1247				
1248				
1249				
1250				
1251				
1252				
1253				
1254				

Column	A	B	C	D
Line #	**RunId**	**UnitDescription**	**FuelDescription**	**Year**
1255	[redacted]			
1256				
1257				
1258				
1259				
1260				
1261				
1262				
1263				
1264				
1265				
1266				
1267				
1268				
1269				
1270				
1271				
1272				
1273				
1274				
1275				
1276				
1277				
1278				
1279				
1280				
1281				
1282				
1283				
1284				
1285				
1286				
1287				
1288				
1289				
1290				
1291				
1292				

Column	A	B	C	D
Line #	**RunId**	**UnitDescription**	**FuelDescription**	**Year**
1293	[redacted]			
1294				
1295				
1296				
1297				
1298				
1299				
1300				
1301				
1302				
1303				
1304				
1305				
1306				
1307				
1308				
1309				
1310				
1311				
1312				
1313				
1314				
1315				
1316				
1317				
1318				
1319				
1320				
1321				
1322				
1323				
1324				
1325				
1326				
1327				
1328				
1329				
1330				

REDACTED

Column	A	B	C	D
Line #	RunId	UnitDescription	FuelDescription	Year
1331	[redacted]			
1332				
1333				
1334				
1335				
1336				
1337				
1338				
1339				
1340				
1341				
1342				
1343				
1344				
1345				
1346				
1347				
1348				
1349				
1350				
1351				
1352				
1353				
1354				
1355				
1356				
1357				
1358				
1359				
1360				
1361				
1362				
1363				
1364				
1365				
1366				
1367				
1368				

Column	A	B	C	D
Line #	**RunId**	**UnitDescription**	**FuelDescription**	**Year**
1369	[redacted]			
1370				
1371				
1372				
1373				
1374				
1375				
1376				
1377				
1378				
1379				
1380				
1381				
1382				
1383				
1384				
1385				
1386				
1387				
1388				
1389				
1390				
1391				
1392				
1393				
1394				
1395				
1396				
1397				
1398				
1399				
1400				
1401				
1402				
1403				
1404				
1405				
1406				

Column	A	B	C	D
Line #	**RunId**	**UnitDescription**	**FuelDescription**	**Year**
1407	[redacted]			
1408				
1409				
1410				
1411				
1412				
1413				
1414				
1415				
1416				
1417				
1418				
1419				
1420				
1421				
1422				
1423				
1424				
1425				
1426				
1427				
1428				
1429				
1430				
1431				
1432				
1433				
1434				
1435				
1436				
1437				
1438				
1439				
1440				
1441				
1442				
1443				
1444				

Column	A	B	C	D
Line #	**RunId**	**UnitDescription**	**FuelDescription**	**Year**
1445	[redacted]			
1446				
1447				
1448				
1449				
1450				
1451				
1452				
1453				
1454				
1455				
1456				
1457				
1458				
1459				
1460				
1461				
1462				
1463				
1464				
1465				
1466				
1467				
1468				
1469				
1470				
1471				
1472				
1473				
1474				
1475				
1476				
1477				
1478				
1479				
1480				
1481				
1482				

Column	A	B	C	D
Line #	**RunId**	**UnitDescription**	**FuelDescription**	**Year**
1483	[redacted]			
1484				
1485				
1486				
1487				
1488				
1489				
1490				
1491				
1492				
1493				
1494				
1495				
1496				
1497				
1498				
1499				
1500				
1501				
1502				
1503				
1504				
1505				
1506				
1507				
1508				
1509				
1510				
1511				
1512				
1513				
1514				
1515				
1516				
1517				
1518				
1519				
1520				

REDACTED

Column	A	B	C	D
Line #	RunId	UnitDescription	FuelDescription	Year
1521	[redacted]			
1522				
1523				
1524				
1525				
1526				
1527				
1528				
1529				
1530				
1531				
1532				
1533				
1534				
1535				
1536				
1537				
1538				
1539				
1540				
1541				
1542				
1543				
1544				
1545				
1546				
1547				
1548				
1549				
1550				
1551				
1552				
1553				
1554				
1555				
1556				
1557				
1558				

REDACTED

Column	A	B	C	D
Line #	RunId	UnitDescription	FuelDescription	Year
1559	[redacted]			
1560				
1561				
1562				
1563				
1564				
1565				
1566				
1567				
1568				
1569				
1570				
1571				
1572				
1573				
1574				
1575				
1576				
1577				
1578				
1579				
1580				
1581				
1582				
1583				
1584				
1585				
1586				
1587				
1588				
1589				
1590				
1591				
1592				
1593				
1594				
1595				
1596				

REDACTED

Column	A	B	C	D
Line #	RunId	UnitDescription	FuelDescription	Year
1597	[redacted]			
1598				
1599				
1600				
1601				
1602				
1603				
1604				
1605				
1606				
1607				
1608				
1609				
1610				
1611				
1612				
1613				
1614				
1615				
1616				
1617				
1618				
1619				
1620				
1621				
1622				
1623				
1624				
1625				
1626				
1627				
1628				
1629				
1630				
1631				
1632				
1633				
1634				

Column	A	B	C	D
Line #	**RunId**	**UnitDescription**	**FuelDescription**	**Year**
1635	[redacted]			
1636				
1637				
1638				
1639				
1640				
1641				
1642				
1643				
1644				
1645				
1646				
1647				
1648				
1649				
1650				
1651				
1652				
1653				
1654				
1655				
1656				
1657				
1658				
1659				
1660				
1661				
1662				
1663				
1664				
1665				
1666				
1667				
1668				
1669				
1670				
1671				
1672				

REDACTED

Column	A	B	C	D
Line #	RunId	UnitDescription	FuelDescription	Year
1673	[redacted]			
1674				
1675				
1676				
1677				
1678				
1679				
1680				
1681				
1682				
1683				
1684				
1685				
1686				
1687				
1688				
1689				
1690				
1691				
1692				
1693				
1694				
1695				
1696				
1697				
1698				
1699				
1700				
1701				
1702				
1703				
1704				
1705				
1706				
1707				
1708				
1709				
1710				

Column	A	B	C	D
Line #	**RunId**	**UnitDescription**	**FuelDescription**	**Year**
1711	[redacted]			
1712				
1713				
1714				
1715				
1716				
1717				
1718				
1719				
1720				
1721				
1722				
1723				
1724				
1725				
1726				
1727				
1728				
1729				
1730				
1731				
1732				
1733				
1734				
1735				
1736				
1737				
1738				
1739				
1740				
1741				
1742				
1743				
1744				
1745				
1746				
1747				
1748				

Column	A	B	C	D
Line #	**RunId**	**UnitDescription**	**FuelDescription**	**Year**
1749	[redacted]			
1750				
1751				
1752				
1753				
1754				
1755				
1756				
1757				
1758				
1759				
1760				
1761				
1762				
1763				
1764				
1765				
1766				
1767				
1768				
1769				
1770				
1771				
1772				
1773				
1774				
1775				
1776				
1777				
1778				
1779				
1780				
1781				
1782				
1783				
1784				
1785				
1786				

REDACTED

Column	A	B	C	D
Line #	RunId	UnitDescription	FuelDescription	Year
1787	[redacted]			
1788				
1789				
1790				
1791				
1792				
1793				
1794				
1795				
1796				
1797				
1798				
1799				
1800				
1801				
1802				
1803				
1804				
1805				
1806				
1807				
1808				
1809				
1810				
1811				
1812				
1813				
1814				
1815				
1816				
1817				
1818				
1819				
1820				
1821				
1822				
1823				
1824				

Column	A	B	C	D
Line #	RunId	UnitDescription	FuelDescription	Year
1825	[redacted]			
1826				
1827				
1828				
1829				
1830				
1831				
1832				
1833				
1834				
1835				
1836				
1837				
1838				
1839				
1840				
1841				
1842				
1843				
1844				
1845				
1846				
1847				
1848				
1849				
1850				
1851				
1852				
1853				
1854				
1855				
1856				
1857				
1858				
1859				
1860				
1861				
1862				

Column	A	B	C	D
Line #	**RunId**	**UnitDescription**	**FuelDescription**	**Year**
1863	[redacted]			
1864				
1865				
1866				
1867				
1868				
1869				
1870				
1871				
1872				
1873				
1874				
1875				
1876				
1877				
1878				
1879				
1880				
1881				
1882				
1883				
1884				
1885				
1886				
1887				
1888				
1889				
1890				
1891				
1892				
1893				
1894				
1895				
1896				
1897				
1898				
1899				
1900				

Column	A	B	C	D
Line #	**RunId**	**UnitDescription**	**FuelDescription**	**Year**
1901	[redacted]			
1902				
1903				
1904				
1905				
1906				
1907				
1908				
1909				
1910				
1911				
1912				
1913				
1914				
1915				
1916				
1917				
1918				
1919				
1920				
1921				
1922				
1923				
1924				
1925				
1926				
1927				
1928				
1929				
1930				
1931				
1932				
1933				
1934				
1935				
1936				
1937				
1938				

Column	A	B	C	D
Line #	**RunId**	**UnitDescription**	**FuelDescription**	**Year**
1939	[redacted]			
1940				
1941				
1942				
1943				
1944				
1945				
1946				
1947				
1948				
1949				
1950				
1951				
1952				
1953				
1954				
1955				
1956				
1957				
1958				
1959				
1960				
1961				
1962				
1963				
1964				
1965				
1966				
1967				
1968				
1969				
1970				
1971				
1972				
1973				
1974				
1975				
1976				

Column	A	B	C	D
Line #	**RunId**	**UnitDescription**	**FuelDescription**	**Year**
1977	[redacted]			
1978				
1979				
1980				
1981				
1982				
1983				
1984				
1985				
1986				
1987				
1988				
1989				
1990				
1991				
1992				
1993				
1994				
1995				
1996				
1997				
1998				
1999				
2000				
2001				
2002				
2003				
2004				
2005				
2006				
2007				
2008				

Column	E
Line #	**FuelHeatConsumpByUnit: (MBTU)**
1	[redacted]
2	
3	
4	
5	
6	
7	
8	
9	
10	
11	
12	
13	
14	
15	
16	
17	
18	
19	
20	
21	
22	
23	
24	
25	
26	
27	
28	
29	
30	
31	
32	
33	
34	
35	
36	
37	
38	

Column	E
Line #	**FuelHeatConsumpByUnit: (MBTU)**
39	[redacted]
40	
41	
42	
43	
44	
45	
46	
47	
48	
49	
50	
51	
52	
53	
54	
55	
56	
57	
58	
59	
60	
61	
62	
63	
64	
65	
66	
67	
68	
69	
70	
71	
72	
73	
74	
75	
76	

Column	E
Line #	**FuelHeatConsumpByUnit: (MBTU)**
77	[redacted]
78	
79	
80	
81	
82	
83	
84	
85	
86	
87	
88	
89	
90	
91	
92	
93	
94	
95	
96	
97	
98	
99	
100	
101	
102	
103	
104	
105	
106	
107	
108	
109	
110	
111	
112	
113	
114	

Column	E
Line #	**FuelHeatConsumpByUnit: (MBTU)**
115	[redacted]
116	
117	
118	
119	
120	
121	
122	
123	
124	
125	
126	
127	
128	
129	
130	
131	
132	
133	
134	
135	
136	
137	
138	
139	
140	
141	
142	
143	
144	
145	
146	
147	
148	
149	
150	
151	
152	

Column	E
Line #	**FuelHeatConsumpByUnit: (MBTU)**
153	[redacted]
154	
155	
156	
157	
158	
159	
160	
161	
162	
163	
164	
165	
166	
167	
168	
169	
170	
171	
172	
173	
174	
175	
176	
177	
178	
179	
180	
181	
182	
183	
184	
185	
186	
187	
188	
189	
190	

Column	E
Line #	**FuelHeatConsumpByUnit: (MBTU)**
191	[redacted]
192	
193	
194	
195	
196	
197	
198	
199	
200	
201	
202	
203	
204	
205	
206	
207	
208	
209	
210	
211	
212	
213	
214	
215	
216	
217	
218	
219	
220	
221	
222	
223	
224	
225	
226	
227	
228	

Column	E
Line #	**FuelHeatConsumpByUnit: (MBTU)**
229	[redacted]
230	
231	
232	
233	
234	
235	
236	
237	
238	
239	
240	
241	
242	
243	
244	
245	
246	
247	
248	
249	
250	
251	
252	
253	
254	
255	
256	
257	
258	
259	
260	
261	
262	
263	
264	
265	
266	

Column	E
Line #	**FuelHeatConsumpByUnit: (MBTU)**
267	[redacted]
268	
269	
270	
271	
272	
273	
274	
275	
276	
277	
278	
279	
280	
281	
282	
283	
284	
285	
286	
287	
288	
289	
290	
291	
292	
293	
294	
295	
296	
297	
298	
299	
300	
301	
302	
303	
304	

Column	E
Line #	**FuelHeatConsumpByUnit: (MBTU)**
305	[redacted]
306	
307	
308	
309	
310	
311	
312	
313	
314	
315	
316	
317	
318	
319	
320	
321	
322	
323	
324	
325	
326	
327	
328	
329	
330	
331	
332	
333	
334	
335	
336	
337	
338	
339	
340	
341	
342	

Column	E
Line #	**FuelHeatConsumpByUnit: (MBTU)**
343	[redacted]
344	
345	
346	
347	
348	
349	
350	
351	
352	
353	
354	
355	
356	
357	
358	
359	
360	
361	
362	
363	
364	
365	
366	
367	
368	
369	
370	
371	
372	
373	
374	
375	
376	
377	
378	
379	
380	

Column	E
Line #	**FuelHeatConsumpByUnit: (MBTU)**
381	[redacted]
382	
383	
384	
385	
386	
387	
388	
389	
390	
391	
392	
393	
394	
395	
396	
397	
398	
399	
400	
401	
402	
403	
404	
405	
406	
407	
408	
409	
410	
411	
412	
413	
414	
415	
416	
417	
418	

Column	E
Line #	**FuelHeatConsumpByUnit: (MBTU)**
419	[redacted]
420	
421	
422	
423	
424	
425	
426	
427	
428	
429	
430	
431	
432	
433	
434	
435	
436	
437	
438	
439	
440	
441	
442	
443	
444	
445	
446	
447	
448	
449	
450	
451	
452	
453	
454	
455	
456	

Column	E
Line #	**FuelHeatConsumpByUnit: (MBTU)**
457	[redacted]
458	
459	
460	
461	
462	
463	
464	
465	
466	
467	
468	
469	
470	
471	
472	
473	
474	
475	
476	
477	
478	
479	
480	
481	
482	
483	
484	
485	
486	
487	
488	
489	
490	
491	
492	
493	
494	

Column	E
Line #	**FuelHeatConsumpByUnit: (MBTU)**
495	[redacted]
496	
497	
498	
499	
500	
501	
502	
503	
504	
505	
506	
507	
508	
509	
510	
511	
512	
513	
514	
515	
516	
517	
518	
519	
520	
521	
522	
523	
524	
525	
526	
527	
528	
529	
530	
531	
532	

Column	E
Line #	**FuelHeatConsumpByUnit: (MBTU)**
533	[redacted]
534	
535	
536	
537	
538	
539	
540	
541	
542	
543	
544	
545	
546	
547	
548	
549	
550	
551	
552	
553	
554	
555	
556	
557	
558	
559	
560	
561	
562	
563	
564	
565	
566	
567	
568	
569	
570	

Column	E
Line #	**FuelHeatConsumpByUnit: (MBTU)**
571	[redacted]
572	
573	
574	
575	
576	
577	
578	
579	
580	
581	
582	
583	
584	
585	
586	
587	
588	
589	
590	
591	
592	
593	
594	
595	
596	
597	
598	
599	
600	
601	
602	
603	
604	
605	
606	
607	
608	

Column	E
Line #	FuelHeatConsumpByUnit: (MBTU)
609	[redacted]
610	
611	
612	
613	
614	
615	
616	
617	
618	
619	
620	
621	
622	
623	
624	
625	
626	
627	
628	
629	
630	
631	
632	
633	
634	
635	
636	
637	
638	
639	
640	
641	
642	
643	
644	
645	
646	

Column	E
Line #	**FuelHeatConsumpByUnit: (MBTU)**
647	[redacted]
648	
649	
650	
651	
652	
653	
654	
655	
656	
657	
658	
659	
660	
661	
662	
663	
664	
665	
666	
667	
668	
669	
670	
671	
672	
673	
674	
675	
676	
677	
678	
679	
680	
681	
682	
683	
684	

Column	E
Line #	**FuelHeatConsumpByUnit: (MBTU)**
685	[redacted]
686	
687	
688	
689	
690	
691	
692	
693	
694	
695	
696	
697	
698	
699	
700	
701	
702	
703	
704	
705	
706	
707	
708	
709	
710	
711	
712	
713	
714	
715	
716	
717	
718	
719	
720	
721	
722	

Column	E
Line #	**FuelHeatConsumpByUnit: (MBTU)**
723	[redacted]
724	
725	
726	
727	
728	
729	
730	
731	
732	
733	
734	
735	
736	
737	
738	
739	
740	
741	
742	
743	
744	
745	
746	
747	
748	
749	
750	
751	
752	
753	
754	
755	
756	
757	
758	
759	
760	

Column	E
Line #	**FuelHeatConsumpByUnit: (MBTU)**
761	[redacted]
762	
763	
764	
765	
766	
767	
768	
769	
770	
771	
772	
773	
774	
775	
776	
777	
778	
779	
780	
781	
782	
783	
784	
785	
786	
787	
788	
789	
790	
791	
792	
793	
794	
795	
796	
797	
798	

Column	E
Line #	**FuelHeatConsumpByUnit: (MBTU)**
799	[redacted]
800	
801	
802	
803	
804	
805	
806	
807	
808	
809	
810	
811	
812	
813	
814	
815	
816	
817	
818	
819	
820	
821	
822	
823	
824	
825	
826	
827	
828	
829	
830	
831	
832	
833	
834	
835	
836	

Column	E
Line #	
837	[redacted]
838	
839	
840	
841	
842	
843	
844	
845	
846	
847	
848	
849	
850	
851	
852	
853	
854	
855	
856	
857	
858	
859	
860	
861	
862	
863	
864	
865	
866	
867	
868	
869	
870	
871	
872	
873	
874	

Column	E
Line #	**FuelHeatConsumpByUnit: (MBTU)**
875	[redacted]
876	
877	
878	
879	
880	
881	
882	
883	
884	
885	
886	
887	
888	
889	
890	
891	
892	
893	
894	
895	
896	
897	
898	
899	
900	
901	
902	
903	
904	
905	
906	
907	
908	
909	
910	
911	
912	

Column	E
Line #	**FuelHeatConsumpByUnit: (MBTU)**
913	[redacted]
914	
915	
916	
917	
918	
919	
920	
921	
922	
923	
924	
925	
926	
927	
928	
929	
930	
931	
932	
933	
934	
935	
936	
937	
938	
939	
940	
941	
942	
943	
944	
945	
946	
947	
948	
949	
950	

Column	E
Line #	**FuelHeatConsumpByUnit: (MBTU)**
951	[redacted]
952	
953	
954	
955	
956	
957	
958	
959	
960	
961	
962	
963	
964	
965	
966	
967	
968	
969	
970	
971	
972	
973	
974	
975	
976	
977	
978	
979	
980	
981	
982	
983	
984	
985	
986	
987	
988	

Column	E
Line #	**FuelHeatConsumpByUnit: (MBTU)**
989	[redacted]
990	
991	
992	
993	
994	
995	
996	
997	
998	
999	
1000	
1001	
1002	
1003	
1004	
1005	
1006	
1007	
1008	
1009	
1010	
1011	
1012	
1013	
1014	
1015	
1016	
1017	
1018	
1019	
1020	
1021	
1022	
1023	
1024	
1025	
1026	

Column	E
Line #	**FuelHeatConsumpByUnit: (MBTU)**
1027	[redacted]
1028	
1029	
1030	
1031	
1032	
1033	
1034	
1035	
1036	
1037	
1038	
1039	
1040	
1041	
1042	
1043	
1044	
1045	
1046	
1047	
1048	
1049	
1050	
1051	
1052	
1053	
1054	
1055	
1056	
1057	
1058	
1059	
1060	
1061	
1062	
1063	
1064	

Column	E
Line #	**FuelHeatConsumpByUnit: (MBTU)**
1065	[redacted]
1066	
1067	
1068	
1069	
1070	
1071	
1072	
1073	
1074	
1075	
1076	
1077	
1078	
1079	
1080	
1081	
1082	
1083	
1084	
1085	
1086	
1087	
1088	
1089	
1090	
1091	
1092	
1093	
1094	
1095	
1096	
1097	
1098	
1099	
1100	
1101	
1102	

Column	E
Line #	**FuelHeatConsumpByUnit: (MBTU)**
1103	[redacted]
1104	
1105	
1106	
1107	
1108	
1109	
1110	
1111	
1112	
1113	
1114	
1115	
1116	
1117	
1118	
1119	
1120	
1121	
1122	
1123	
1124	
1125	
1126	
1127	
1128	
1129	
1130	
1131	
1132	
1133	
1134	
1135	
1136	
1137	
1138	
1139	
1140	

Column	E
Line #	**FuelHeatConsumpByUnit: (MBTU)**
1141	[redacted]
1142	
1143	
1144	
1145	
1146	
1147	
1148	
1149	
1150	
1151	
1152	
1153	
1154	
1155	
1156	
1157	
1158	
1159	
1160	
1161	
1162	
1163	
1164	
1165	
1166	
1167	
1168	
1169	
1170	
1171	
1172	
1173	
1174	
1175	
1176	
1177	
1178	

Column	E
Line #	**FuelHeatConsumpByUnit: (MBTU)**
1179	[redacted]
1180	
1181	
1182	
1183	
1184	
1185	
1186	
1187	
1188	
1189	
1190	
1191	
1192	
1193	
1194	
1195	
1196	
1197	
1198	
1199	
1200	
1201	
1202	
1203	
1204	
1205	
1206	
1207	
1208	
1209	
1210	
1211	
1212	
1213	
1214	
1215	
1216	

Column	E
Line #	**FuelHeatConsumpByUnit: (MBTU)**
1217	[redacted]
1218	
1219	
1220	
1221	
1222	
1223	
1224	
1225	
1226	
1227	
1228	
1229	
1230	
1231	
1232	
1233	
1234	
1235	
1236	
1237	
1238	
1239	
1240	
1241	
1242	
1243	
1244	
1245	
1246	
1247	
1248	
1249	
1250	
1251	
1252	
1253	
1254	

Column	E
Line #	**FuelHeatConsumpByUnit: (MBTU)**
1255	[redacted]
1256	
1257	
1258	
1259	
1260	
1261	
1262	
1263	
1264	
1265	
1266	
1267	
1268	
1269	
1270	
1271	
1272	
1273	
1274	
1275	
1276	
1277	
1278	
1279	
1280	
1281	
1282	
1283	
1284	
1285	
1286	
1287	
1288	
1289	
1290	
1291	
1292	

Column	E
Line #	**FuelHeatConsumpByUnit: (MBTU)**
1293	[redacted]
1294	
1295	
1296	
1297	
1298	
1299	
1300	
1301	
1302	
1303	
1304	
1305	
1306	
1307	
1308	
1309	
1310	
1311	
1312	
1313	
1314	
1315	
1316	
1317	
1318	
1319	
1320	
1321	
1322	
1323	
1324	
1325	
1326	
1327	
1328	
1329	
1330	

Column	E
Line #	FuelHeatConsumpByUnit: (MBTU)
1331	[redacted]
1332	
1333	
1334	
1335	
1336	
1337	
1338	
1339	
1340	
1341	
1342	
1343	
1344	
1345	
1346	
1347	
1348	
1349	
1350	
1351	
1352	
1353	
1354	
1355	
1356	
1357	
1358	
1359	
1360	
1361	
1362	
1363	
1364	
1365	
1366	
1367	
1368	

Column	E
Line #	**FuelHeatConsumpByUnit: (MBTU)**
1369	[redacted]
1370	
1371	
1372	
1373	
1374	
1375	
1376	
1377	
1378	
1379	
1380	
1381	
1382	
1383	
1384	
1385	
1386	
1387	
1388	
1389	
1390	
1391	
1392	
1393	
1394	
1395	
1396	
1397	
1398	
1399	
1400	
1401	
1402	
1403	
1404	
1405	
1406	

Column	E
Line #	**FuelHeatConsumpByUnit: (MBTU)**
1407	[redacted]
1408	
1409	
1410	
1411	
1412	
1413	
1414	
1415	
1416	
1417	
1418	
1419	
1420	
1421	
1422	
1423	
1424	
1425	
1426	
1427	
1428	
1429	
1430	
1431	
1432	
1433	
1434	
1435	
1436	
1437	
1438	
1439	
1440	
1441	
1442	
1443	
1444	

Column	E
Line #	**FuelHeatConsumpByUnit: (MBTU)**
1445	[redacted]
1446	
1447	
1448	
1449	
1450	
1451	
1452	
1453	
1454	
1455	
1456	
1457	
1458	
1459	
1460	
1461	
1462	
1463	
1464	
1465	
1466	
1467	
1468	
1469	
1470	
1471	
1472	
1473	
1474	
1475	
1476	
1477	
1478	
1479	
1480	
1481	
1482	

Column	E
Line #	**FuelHeatConsumpByUnit: (MBTU)**
1483	[redacted]
1484	
1485	
1486	
1487	
1488	
1489	
1490	
1491	
1492	
1493	
1494	
1495	
1496	
1497	
1498	
1499	
1500	
1501	
1502	
1503	
1504	
1505	
1506	
1507	
1508	
1509	
1510	
1511	
1512	
1513	
1514	
1515	
1516	
1517	
1518	
1519	
1520	

Column	E
Line #	**FuelHeatConsumpByUnit: (MBTU)**
1521	[redacted]
1522	
1523	
1524	
1525	
1526	
1527	
1528	
1529	
1530	
1531	
1532	
1533	
1534	
1535	
1536	
1537	
1538	
1539	
1540	
1541	
1542	
1543	
1544	
1545	
1546	
1547	
1548	
1549	
1550	
1551	
1552	
1553	
1554	
1555	
1556	
1557	
1558	

Column	E
Line #	**FuelHeatConsumpByUnit: (MBTU)**
1559	[redacted]
1560	
1561	
1562	
1563	
1564	
1565	
1566	
1567	
1568	
1569	
1570	
1571	
1572	
1573	
1574	
1575	
1576	
1577	
1578	
1579	
1580	
1581	
1582	
1583	
1584	
1585	
1586	
1587	
1588	
1589	
1590	
1591	
1592	
1593	
1594	
1595	
1596	

Column	E
Line #	**FuelHeatConsumpByUnit: (MBTU)**
1597	[redacted]
1598	
1599	
1600	
1601	
1602	
1603	
1604	
1605	
1606	
1607	
1608	
1609	
1610	
1611	
1612	
1613	
1614	
1615	
1616	
1617	
1618	
1619	
1620	
1621	
1622	
1623	
1624	
1625	
1626	
1627	
1628	
1629	
1630	
1631	
1632	
1633	
1634	

Column	E
Line #	**FuelHeatConsumpByUnit: (MBTU)**
1635	[redacted]
1636	
1637	
1638	
1639	
1640	
1641	
1642	
1643	
1644	
1645	
1646	
1647	
1648	
1649	
1650	
1651	
1652	
1653	
1654	
1655	
1656	
1657	
1658	
1659	
1660	
1661	
1662	
1663	
1664	
1665	
1666	
1667	
1668	
1669	
1670	
1671	
1672	

Column	E
Line #	**FuelHeatConsumpByUnit: (MBTU)**
1673	[redacted]
1674	
1675	
1676	
1677	
1678	
1679	
1680	
1681	
1682	
1683	
1684	
1685	
1686	
1687	
1688	
1689	
1690	
1691	
1692	
1693	
1694	
1695	
1696	
1697	
1698	
1699	
1700	
1701	
1702	
1703	
1704	
1705	
1706	
1707	
1708	
1709	
1710	

Column	E
Line #	**FuelHeatConsumpByUnit: (MBTU)**
1711	[redacted]
1712	
1713	
1714	
1715	
1716	
1717	
1718	
1719	
1720	
1721	
1722	
1723	
1724	
1725	
1726	
1727	
1728	
1729	
1730	
1731	
1732	
1733	
1734	
1735	
1736	
1737	
1738	
1739	
1740	
1741	
1742	
1743	
1744	
1745	
1746	
1747	
1748	

Column	E
Line #	**FuelHeatConsumpByUnit: (MBTU)**
1749	[redacted]
1750	
1751	
1752	
1753	
1754	
1755	
1756	
1757	
1758	
1759	
1760	
1761	
1762	
1763	
1764	
1765	
1766	
1767	
1768	
1769	
1770	
1771	
1772	
1773	
1774	
1775	
1776	
1777	
1778	
1779	
1780	
1781	
1782	
1783	
1784	
1785	
1786	

Column	E
Line #	**FuelHeatConsumpByUnit: (MBTU)**
1787	[redacted]
1788	
1789	
1790	
1791	
1792	
1793	
1794	
1795	
1796	
1797	
1798	
1799	
1800	
1801	
1802	
1803	
1804	
1805	
1806	
1807	
1808	
1809	
1810	
1811	
1812	
1813	
1814	
1815	
1816	
1817	
1818	
1819	
1820	
1821	
1822	
1823	
1824	

Column	E
Line #	**FuelHeatConsumpByUnit: (MBTU)**
1825	[redacted]
1826	
1827	
1828	
1829	
1830	
1831	
1832	
1833	
1834	
1835	
1836	
1837	
1838	
1839	
1840	
1841	
1842	
1843	
1844	
1845	
1846	
1847	
1848	
1849	
1850	
1851	
1852	
1853	
1854	
1855	
1856	
1857	
1858	
1859	
1860	
1861	
1862	

Column	E
Line #	**FuelHeatConsumpByUnit: (MBTU)**
1863	[redacted]
1864	
1865	
1866	
1867	
1868	
1869	
1870	
1871	
1872	
1873	
1874	
1875	
1876	
1877	
1878	
1879	
1880	
1881	
1882	
1883	
1884	
1885	
1886	
1887	
1888	
1889	
1890	
1891	
1892	
1893	
1894	
1895	
1896	
1897	
1898	
1899	
1900	

Column	E
Line #	**FuelHeatConsumpByUnit: (MBTU)**
1901	[redacted]
1902	
1903	
1904	
1905	
1906	
1907	
1908	
1909	
1910	
1911	
1912	
1913	
1914	
1915	
1916	
1917	
1918	
1919	
1920	
1921	
1922	
1923	
1924	
1925	
1926	
1927	
1928	
1929	
1930	
1931	
1932	
1933	
1934	
1935	
1936	
1937	
1938	

Column	E
Line #	**FuelHeatConsumpByUnit: (MBTU)**
1939	[redacted]
1940	
1941	
1942	
1943	
1944	
1945	
1946	
1947	
1948	
1949	
1950	
1951	
1952	
1953	
1954	
1955	
1956	
1957	
1958	
1959	
1960	
1961	
1962	
1963	
1964	
1965	
1966	
1967	
1968	
1969	
1970	
1971	
1972	
1973	
1974	
1975	
1976	

Column	E
Line #	**FuelHeatConsumpByUnit: (MBTU)**
1977	[redacted]
1978	
1979	
1980	
1981	
1982	
1983	
1984	
1985	
1986	
1987	
1988	
1989	
1990	
1991	
1992	
1993	
1994	
1995	
1996	
1997	
1998	
1999	
2000	
2001	
2002	
2003	
2004	
2005	
2006	
2007	
2008	

REDACTED

Column	A	B	C	D	E
Line #	**Name**	**Category/Fuel Type**	**Area**	**Nameplate Capacity (MW)**	**Forced Outage Rate (%)**
1	[redacted]				
2					
3					
4					
5					
6					
7					
8					
9					
10					
11					
12					
13					
14					
15					
16					
17					
18					
19					
20					
21					
22					
23					
24					
25					
26					
27					
28					
29					
30					
31					
32					
33					
34					
35					
36					
37					
38					
39					
40					
41					
42					
43					
44					
45					
46					
47					
48					
49					
50					

Column	A	B	C	D	E
Line #	**Name**	**Category/Fuel Type**	**Area**	**Nameplate Capacity (MW)**	**Forced Outage Rate (%)**
51	[redacted]				
52					
53					
54					
55					
56					
57					
58					
59					
60					
61					
62					
63					
64					
65					
66					
67					
68					
69					
70					
71					
72					
73					
74					
75					
76					
77					
78					
79					
80					
81					
82					
83					
84					
85					
86					
87					
88					
89					
90					
91					
92					
93					
94					
95					
96					
97					
98					
99					
100					

Column	A	B	C	D	E
Line #	**Name**	**Category/Fuel Type**	**Area**	**Nameplate Capacity (MW)**	**Forced Outage Rate (%)**
101	[redacted]				
102					
103					
104					
105					
106					
107					
108					
109					
110					
111					
112					
113					
114					
115					
116					
117					
118					
119					
120					
121					
122					
123					
124					
125					
126					
127					
128					
129					
130					
131					
132					
133					
134					
135					
136					
137					
138					
139					
140					
141					
142					
143					
144					
145					
146					
147					
148					
149					
150					

Column	A	B	C	D	E
Line #	**Name**	**Category/Fuel Type**	**Area**	**Nameplate Capacity (MW)**	**Forced Outage Rate (%)**
151	[redacted]				
152					
153					
154					
155					
156					
157					
158					
159					
160					
161					
162					
163					
164					
165					
166					
167					
168					
169					
170					
171					
172					
173					
174					
175					
176					
177					
178					
179					
180					
181					
182					
183					
184					
185					
186					
187					
188					
189					
190					
191					
192					
193					
194					
195					
196					
197					
198					
199					
200					

Column	A	B	C	D	E
Line #	**Name**	**Category/Fuel Type**	**Area**	**Nameplate Capacity (MW)**	**Forced Outage Rate (%)**
201	[redacted]				
202					
203					
204					
205					
206					
207					
208					
209					
210					
211					
212					
213					
214					
215					
216					
217					
218					
219					
220					
221					
222					
223					
224					
225					
226					
227					
228					
229					
230					
231					
232					
233					
234					
235					
236					
237					
238					
239					
240					
241					
242					
243					
244					
245					
246					
247					
248					
249					
250					

Column	A	B	C	D	E
Line #	**Name**	**Category/Fuel Type**	**Area**	**Nameplate Capacity (MW)**	**Forced Outage Rate (%)**
251	[redacted]				
252					
253					
254					
255					
256					
257					
258					
259					
260					
261					
262					
263					
264					
265					
266					
267					
268					
269					
270					
271					
272					
273					
274					
275					
276					
277					
278					
279					
280					
281					
282					
283					
284					
285					
286					
287					
288					
289					
290					
291					
292					
293					
294					
295					
296					
297					
298					
299					
300					

Column	A	B	C	D	E
Line #	**Name**	**Category/Fuel Type**	**Area**	**Nameplate Capacity (MW)**	**Forced Outage Rate (%)**
301	[redacted]				
302					
303					
304					
305					
306					
307					
308					
309					
310					
311					
312					
313					
314					
315					
316					
317					
318					
319					
320					
321					
322					
323					
324					
325					
326					
327					
328					
329					
330					
331					
332					
333					
334					
335					
336					
337					
338					
339					
340					
341					
342					
343					
344					
345					
346					
347					
348					
349					
350					

Column	A	B	C	D	E
Line #	**Name**	**Category/Fuel Type**	**Area**	**Nameplate Capacity (MW)**	**Forced Outage Rate (%)**
351	[redacted]				
352					
353					
354					
355					
356					
357					
358					
359					
360					
361					
362					
363					
364					
365					
366					
367					
368					
369					
370					
371					
372					
373					
374					
375					
376					
377					
378					
379					
380					
381					
382					
383					
384					
385					
386					
387					
388					
389					
390					
391					
392					
393					
394					
395					
396					
397					
398					
399					
400					

Column	A	B	C	D	E
Line #	**Name**	**Category/Fuel Type**	**Area**	**Nameplate Capacity (MW)**	**Forced Outage Rate (%)**
401	[redacted]				
402					
403					
404					
405					
406					
407					
408					
409					
410					
411					
412					
413					
414					
415					

Column	A	B	C	D	E	F	G	H	I	J
			Imports (MWh)					**Exports (MWh)**		
Line #		**Base**	**ANE**	**NED**	**ANE + NED**		**Base**	**ANE**	**NED**	**ANE + NED**
1	2018	[redacted]				2018				
2	2019					2019				
3	2020					2020				
4	2021					2021				
5	2022					2022				
6	2023					2023				
7	2024					2024				
8	2025					2025				
9	2026					2026				
10	2027					2027				
11	2028					2028				
12	2029					2029				
13	2030					2030				
14	2031					2031				
15	2032					2032				
16	2033					2033				
17	2034					2034				
18	2035					2035				
19	2036					2036				
20	2037					2037				
21	2038					2038				
22	2039					2039				
23	2040					2040				

Column	A	B	C	D	E
Line #	**RunId**	**Year**	**NOX: (LBS)**	**RGGICO2: (LBS)**	**SOX: (LBS)**
1	[redacted]				
2					
3					
4					
5					
6					
7					
8					
9					
10					
11					
12					
13					
14					
15					
16					
17					
18					
19					
20					
21					
22					
23					

Column	A	B	C	D	E
Line #	**RunId**	**Year**	**NOX: (LBS)**	**RGGICO2: (LBS)**	**SOX: (LBS)**
1	[redacted]				
2					
3					
4					
5					
6					
7					
8					
9					
10					
11					
12					
13					
14					
15					
16					
17					
18					
19					
20					
21					
22					
23					

Column	A	B	C	D	E
Line #	**RunId**	**Year**	**NOX: (LBS)**	**RGGICO2: (LBS)**	**SOX: (LBS)**
1	[redacted]				
2					
3					
4					
5					
6					
7					
8					
9					
10					
11					
12					
13					
14					
15					
16					
17					
18					
19					
20					
21					
22					
23					

Column	A	B	C	D	E
Line #	**RunId**	**Year**	**NOX: (LBS)**	**RGGICO2: (LBS)**	**SOX: (LBS)**
1	[redacted]				
2					
3					
4					
5					
6					
7					
8					
9					
10					
11					
12					
13					
14					
15					
16					
17					
18					
19					
20					
21					
22					
23					

REDACTED

Massachusetts Electric Company
Nantucket Electric Company
d/b/a National Grid
D.P.U. 16-05 and 16-07
Attachment NEER-1-1(i)

Column	A	B	C	D	E
Line #	Year	Diesel	FO#2-NPCC	Kerosene/Jet Fuel	Oil#6 - 0.7%
1	2018	[redacted]			
2	2019				
3	2020				
4	2021				
5	2022				
6	2023				
7	2024				
8	2025				
9	2026				
10	2027				
11	2028				
12	2029				
13	2030				
14	2031				
15	2032				
16	2033				
17	2034				
18	2035				
19	2036				
20	2037				
21	2038				
22	2039				
23	2040				

NG-JNC -3 Figure 2 Data
Units: MMcf/d

Column	A	B	C	D	E	F
Line #	**Year**	**Residential**	**Commercial**	**Industrial**	**Electric**	**Transportation**
1	2012	12,736	8,840	19,629	24,925	126
2	2013	13,471	9,069	20,390	22,399	134
3	2014	14,087	9,577	20,940	22,151	146
4	2015	13,237	9,206	20,976	26,100	164
5	2016	13,133	9,165	22,163	27,202	186
6	2017	13,156	9,250	22,517	26,968	235
7	2018	13,187	9,353	22,868	26,934	298
8	2019	13,217	9,436	23,099	26,342	356
9	2020	13,250	9,517	23,244	26,764	432
10	2021	13,276	9,597	23,528	26,988	528
11	2022	13,301	9,685	23,730	28,205	632
12	2023	13,330	9,776	23,952	29,686	746
13	2024	13,356	9,874	24,122	30,946	869
14	2025	13,386	9,968	24,443	32,251	1,003
15	2026	13,417	10,069	24,701	33,662	1,144
16	2027	13,451	10,166	24,983	35,028	1,293
17	2028	13,484	10,266	25,212	36,185	1,448
18	2029	13,518	10,372	25,565	37,277	1,605
19	2030	13,552	10,467	25,842	38,361	1,761
20	2031	13,589	10,565	26,128	39,566	1,902
21	2032	13,629	10,670	26,341	40,647	2,035
22	2033	13,670	10,769	26,700	41,782	2,163
23	2034	13,713	10,868	26,991	43,073	2,281
24	2035	13,757	10,970	27,269	44,313	2,385
25	2036	13,800	11,069	27,484	45,637	2,467
26	2037	13,846	11,171	27,835	47,030	2,533
27	2038	13,892	11,277	28,135	48,153	2,567
28	2039	13,944	11,370	28,423	49,521	2,579
29	2040	13,997	11,463	28,651	50,646	2,585

NG-JNC -3 Fig
Units: MMcf/

Column	G
Line #	**LNG Exports**
1	0
2	0
3	0
4	0
5	522
6	2,425
7	6,105
8	9,906
9	11,896
10	12,509
11	12,509
12	13,634
13	14,759
14	14,759
15	14,759
16	14,759
17	14,759
18	14,759
19	14,759
20	14,759
21	14,759
22	14,759
23	14,759
24	14,759
25	14,759
26	14,759
27	14,759
28	14,759
29	14,759

NG-JNC -3 Figure 3 Data
Units: MMcf/d

Column	A	B	C	D	E
Line #	**Year**	**Residential**	**Commercial**	**Industrial**	**Power Gen**
1	2016	621	570	333	1,208
2	2017	636	584	334	1,304
3	2018	650	599	334	1,342
4	2019	665	615	335	1,366
5	2020	682	630	335	1,362
6	2021	691	643	336	1,368
7	2022	697	653	336	1,398
8	2023	704	663	337	1,408
9	2024	710	671	338	1,381
10	2025	717	679	338	1,395
11	2026	723	687	339	1,397
12	2027	730	696	339	1,432
13	2028	736	704	340	1,423
14	2029	742	713	340	1,445
15	2030	747	721	341	1,442
16	2031	753	728	342	1,418
17	2032	760	736	342	1,374
18	2033	766	745	343	1,406
19	2034	772	753	343	1,388
20	2035	779	761	344	1,445
21	2036	785	769	345	1,439
22	2037	792	778	345	1,452
23	2038	798	787	346	1,436
24	2039	805	795	346	1,449
25	2040	812	804	347	1,463
26	CAGR (2016-2040)	1.12%	1.44%	0.17%	0.80%

NG-JNC -3 Figure 4 Data
Units: MW

Column	A	B	C	D	E
Line #	**Period**	**Coal Steam**	**Combustion Turbine**	**Nuclear**	**Other***
1	2016-2020	1,123	293	677	137
2	2021-2030	280	-	-	296
3	2031-2040	715	-	876	443

NG-JNC -3 Figure 5 Data
Units: MMcf/d

Column	A	B	C	D
Line #	**Year**	**Coalbed Methane Production**	**Conventional Production**	**Shale Production**
1	2012	5,114	52,364	27,522
2	2013	4,519	51,409	30,875
3	2014	4,234	51,146	35,722
4	2015	4,297	51,029	40,597
5	2016	4,021	50,480	42,219
6	2017	3,709	48,999	46,343
7	2018	3,501	48,882	50,017
8	2019	3,380	48,563	55,053
9	2020	3,325	48,443	58,550
10	2021	3,232	48,361	60,874
11	2022	3,145	48,327	62,716
12	2023	3,072	47,837	65,161
13	2024	3,011	47,406	67,090
14	2025	2,969	47,141	68,853
15	2026	2,926	47,099	70,497
16	2027	2,884	47,076	72,652
17	2028	2,849	46,909	74,660
18	2029	2,834	46,881	76,236
19	2030	2,815	46,892	77,843
20	2031	2,809	47,009	78,883
21	2032	2,819	47,290	79,623
22	2033	2,851	47,715	80,386
23	2034	2,879	48,135	81,052
24	2035	2,901	48,383	81,947
25	2036	2,931	48,468	82,962
26	2037	2,923	48,109	84,421
27	2038	2,885	48,003	85,387
28	2039	2,889	47,343	86,851
29	2040	2,889	47,343	87,156

NG-JNC -3 Figure 6 Data
Units: MMcf/d

Column	A	B	C
Line #	**Year**	**Heating Degree Days (HDD)**	**Daily Interstate Pipeline Deliveries**
1	2007	57	3,096
2	2007	51	3,269
3	2007	50	2,899
4	2007	50	2,902
5	2007	50	3,044
6	2007	50	2,913
7	2007	49	3,034
8	2007	48	2,850
9	2007	48	2,950
10	2007	47	3,120
11	2007	47	2,897
12	2007	47	2,951
13	2007	46	2,925
14	2007	46	2,794
15	2007	45	2,917
16	2007	45	2,854
17	2007	44	2,837
18	2007	44	3,018
19	2008	54	3,387
20	2008	48	3,168
21	2008	47	3,365
22	2008	46	3,342
23	2008	46	3,339
24	2008	45	3,390
25	2008	45	3,336
26	2008	45	3,216
27	2008	43	3,296
28	2008	43	3,242
29	2008	43	3,333
30	2009	53	3,427
31	2009	52	3,363
32	2009	51	3,399
33	2009	51	3,456
34	2009	51	3,480
35	2009	49	3,343
36	2009	46	3,396

NG-JNC -3 Figure 6 Data
Units: MMcf/d

Column	A	B	C
Line #	**Year**	**Heating Degree Days (HDD)**	**Daily Interstate Pipeline Deliveries**
37	2009	46	3,701
38	2009	45	3,371
39	2009	45	3,370
40	2009	45	3,377
41	2009	45	3,759
42	2009	45	3,485
43	2009	44	3,089
44	2009	44	3,773
45	2009	43	3,325
46	2009	43	3,209
47	2009	43	3,935
48	2010	51	3,723
49	2010	49	3,797
50	2010	45	3,569
51	2010	45	3,553
52	2010	44	3,622
53	2010	44	3,637
54	2010	44	3,801
55	2010	43	3,582
56	2010	43	3,442
57	2011	59	3,826
58	2011	50	3,707
59	2011	47	3,674
60	2011	46	3,590
61	2011	44	3,906
62	2011	44	3,558
63	2011	44	3,693
64	2011	43	3,531
65	2011	43	3,550
66	2011	43	3,637
67	2011	43	3,627
68	2011	43	3,597
69	2012	52	3,779
70	2012	46	3,807
71	2012	45	3,617

NG-JNC -3 Figure 6 Data
Units: MMcf/d

Column	A	B	C
Line #	**Year**	**Heating Degree Days (HDD)**	**Daily Interstate Pipeline Deliveries**
72	2012	43	3,612
73	2013	44	3,570
74	2013	49	3,609
75	2013	45	3,617
76	2013	52	3,739
77	2013	52	3,605
78	2013	48	3,379
79	2013	46	3,513
80	2013	47	3,292
81	2013	44	3,409
82	2013	46	3,580
83	2013	43	3,175
84	2013	45	3,310
85	2014	51	3,711
86	2014	57	3,829
87	2014	50	3,354
88	2014	46	3,222
89	2014	50	3,586
90	2014	46	3,484
91	2014	52	3,483
92	2014	51	3,438
93	2014	52	3,338
94	2014	44	3,159
95	2014	48	3,257
96	2014	44	3,445
97	2014	45	3,501
98	2014	49	3,467
99	2014	43	3,319
100	2014	44	3,554
101	2014	47	3,367
102	2014	43	3,097
103	2014	47	3,366
104	2014	43	3,194
105	2015	48	3,788
106	2015	50	3,924

NG-JNC -3 Figure 6 Data
Units: MMcf/d

Column	A	B	C
Line #	**Year**	**Heating Degree Days (HDD)**	**Daily Interstate Pipeline Deliveries**
107	2015	56	3,893
108	2015	44	3,732
109	2015	45	3,848
110	2015	49	3,455
111	2015	45	3,671
112	2015	48	3,755
113	2015	46	3,944
114	2015	44	3,484
115	2015	49	3,747
116	2015	44	3,740
117	2015	44	4,147
118	2015	51	4,097
119	2015	43	4,098
120	2015	52	3,968
121	2015	44	3,551
122	2015	45	3,739
123	2015	43	3,639
124	2015	45	3,621
125	2015	50	3,731
126	2015	48	3,321
127	2015	56	3,519
128	2015	57	3,561
129	2015	48	3,557
130	2015	45	3,686
131	2015	52	3,816
132	2015	46	3,310
133	2015	46	3,590
134	2015	54	3,387
135	2015	45	3,348
136	2015	44	3,466
137	2015	43	3,415
138	2015	44	3,336
139	2015	48	3,885

NG-JNC -3 Figure 7 Data
Units: MMcf/d

Column	A	B	C	D
Line #	**Year**	**LDC Firm Load**	**Existing Pipeline Capacity Serving LDC Load**	**With AIM, Atlantic Bridge and TGP CT Expansion**
1	2016	5,001	3,460	3,874
2	2017	5,118	3,460	4,007
3	2018	5,237	3,460	4,007
4	2019	5,358	3,460	4,007
5	2020	5,486	3,460	4,007
6	2021	5,584	3,460	4,007
7	2022	5,656	3,460	4,007
8	2023	5,729	3,460	4,007
9	2024	5,798	3,460	4,007
10	2025	5,852	3,460	4,007
11	2026	5,901	3,460	4,007
12	2027	5,952	3,460	4,007
13	2028	6,003	3,460	4,007
14	2029	6,053	3,460	4,007
15	2030	6,094	3,460	4,007
16	2031	6,142	3,460	4,007
17	2032	6,190	3,460	4,007
18	2033	6,239	3,460	4,007
19	2034	6,287	3,460	4,007
20	2035	6,337	3,460	4,007
21	2036	6,387	3,460	4,007
22	2037	6,436	3,460	4,007
23	2038	6,486	3,460	4,007
24	2039	6,536	3,460	4,007
25	2040	6,587	3,460	4,007

NG-JNC -3 Figu
Units: MMcf/c

Column	E
Line #	**With LNG Peakshaving Capabilities**
1	4,974
2	5,107
3	5,107
4	5,107
5	5,107
6	5,107
7	5,107
8	5,107
9	5,107
10	5,107
11	5,107
12	5,107
13	5,107
14	5,107
15	5,107
16	5,107
17	5,107
18	5,107
19	5,107
20	5,107
21	5,107
22	5,107
23	5,107
24	5,107
25	5,107

NG-JNC -3 Figure 10 Data
Units: $/MMBtu

Column	A	B	C	D	E
					Algonquin City-Gates Basis
Line #	Month-Year	Historical	Base Case	With NED Only	With ANE Only
1	1/1/2008	[redacted]			
2	2/1/2008				
3	3/1/2008				
4	4/1/2008				
5	5/1/2008				
6	6/1/2008				
7	7/1/2008				
8	8/1/2008				
9	9/1/2008				
10	10/1/2008				
11	11/1/2008				
12	12/1/2008				
13	1/1/2009				
14	2/1/2009				
15	3/1/2009				
16	4/1/2009				
17	5/1/2009				
18	6/1/2009				
19	7/1/2009				
20	8/1/2009				
21	9/1/2009				
22	10/1/2009				
23	11/1/2009				
24	12/1/2009				
25	1/1/2010				
26	2/1/2010				
27	3/1/2010				
28	4/1/2010				
29	5/1/2010				
30	6/1/2010				
31	7/1/2010				
32	8/1/2010				
33	9/1/2010				
34	10/1/2010				
35	11/1/2010				
36	12/1/2010				

NG-JNC -3 Figure 10 Data
Units: $/MMBtu

Column	A	B	C	D	E
					Algonquin City-Gates Basis
Line #	Month-Year	Historical	Base Case	With NED Only	With ANE Only
37	1/1/2011	[redacted]			
38	2/1/2011				
39	3/1/2011				
40	4/1/2011				
41	5/1/2011				
42	6/1/2011				
43	7/1/2011				
44	8/1/2011				
45	9/1/2011				
46	10/1/2011				
47	11/1/2011				
48	12/1/2011				
49	1/1/2012				
50	2/1/2012				
51	3/1/2012				
52	4/1/2012				
53	5/1/2012				
54	6/1/2012				
55	7/1/2012				
56	8/1/2012				
57	9/1/2012				
58	10/1/2012				
59	11/1/2012				
60	12/1/2012				
61	1/1/2013				
62	2/1/2013				
63	3/1/2013				
64	4/1/2013				
65	5/1/2013				
66	6/1/2013				
67	7/1/2013				
68	8/1/2013				
69	9/1/2013				
70	10/1/2013				
71	11/1/2013				

NG-JNC -3 Figure 10 Data
Units: $/MMBtu

Column	A	B	C	D	E
					Algonquin City-Gates Basis
Line #	Month-Year	Historical	Base Case	With NED Only	With ANE Only
72	12/1/2013	[redacted]			
73	1/1/2014				
74	2/1/2014				
75	3/1/2014				
76	4/1/2014				
77	5/1/2014				
78	6/1/2014				
79	7/1/2014				
80	8/1/2014				
81	9/1/2014				
82	10/1/2014				
83	11/1/2014				
84	12/1/2014				
85	1/1/2015				
86	2/1/2015				
87	3/1/2015				
88	4/1/2015				
89	5/1/2015				
90	6/1/2015				
91	7/1/2015				
92	8/1/2015				
93	9/1/2015				
94	10/1/2015				
95	11/1/2015				
96	12/1/2015				
97	1/1/2016		$2.29	$2.29	$2.29
98	2/1/2016		$2.65	$2.65	$2.65
99	3/1/2016		$1.22	$1.22	$1.22
100	4/1/2016		$0.14	$0.14	$0.14
101	5/1/2016		-$0.01	-$0.01	-$0.01
102	6/1/2016		-$0.06	-$0.06	-$0.06
103	7/1/2016		-$0.06	-$0.06	-$0.06
104	8/1/2016		-$0.09	-$0.09	-$0.09
105	9/1/2016		-$0.04	-$0.04	-$0.04
106	10/1/2016		-$0.01	-$0.01	-$0.01

NG-JNC -3 Figure 10 Data
Units: $/MMBtu

Column	A	B	C	D	E
					Algonquin City-Gates Basis
Line #	**Month-Year**	**Historical**	**Base Case**	**With NED Only**	**With ANE Only**
107	11/1/2016		$0.26	$0.26	$0.26
108	12/1/2016		$0.85	$0.85	$0.85
109	1/1/2017		$1.50	$1.50	$1.50
110	2/1/2017		$1.72	$1.72	$1.72
111	3/1/2017		$0.63	$0.63	$0.63
112	4/1/2017		$0.16	$0.16	$0.16
113	5/1/2017		$0.05	$0.05	$0.05
114	6/1/2017		-$0.01	-$0.01	-$0.01
115	7/1/2017		$0.10	$0.10	$0.10
116	8/1/2017		$0.08	$0.08	$0.08
117	9/1/2017		$0.11	$0.11	$0.11
118	10/1/2017		$0.15	$0.15	$0.15
119	11/1/2017		$0.29	$0.29	$0.29
120	12/1/2017		$1.00	$1.00	$1.00
121	1/1/2018		$2.99	$2.99	$2.99
122	2/1/2018		$2.75	$2.75	$2.75
123	3/1/2018		$0.76	$0.76	$0.76
124	4/1/2018		$0.24	$0.24	$0.24
125	5/1/2018		$0.16	$0.16	$0.16
126	6/1/2018		$0.14	$0.14	$0.14
127	7/1/2018		$0.13	$0.13	$0.13
128	8/1/2018		$0.12	$0.12	$0.12
129	9/1/2018		$0.13	$0.13	$0.13
130	10/1/2018		$0.16	$0.16	$0.16
131	11/1/2018		$0.54	$0.28	$0.35
132	12/1/2018		$1.24	$0.76	$1.23
133	1/1/2019		$3.04	$1.26	$3.04
134	2/1/2019		$3.50	$1.46	$3.50
135	3/1/2019		$0.89	$0.50	$0.79
136	4/1/2019		$0.32	$0.25	$0.32
137	5/1/2019		$0.19	$0.11	$0.18
138	6/1/2019		$0.17	$0.09	$0.16
139	7/1/2019		$0.15	$0.06	$0.15
140	8/1/2019		$0.13	$0.05	$0.13
141	9/1/2019		$0.15	$0.08	$0.14

NG-JNC -3 Figure 10 Data
Units: $/MMBtu

Column	A	B	C	D	E
				Algonquin City-Gates Basis	
Line #	**Month-Year**	**Historical**	**Base Case**	**With NED Only**	**With ANE Only**
142	10/1/2019		$0.16	$0.11	$0.16
143	11/1/2019		$0.52	$0.28	$0.35
144	12/1/2019		$1.13	$0.69	$0.72
145	1/1/2020		$3.44	$1.08	$1.80
146	2/1/2020		$2.86	$1.21	$1.43
147	3/1/2020		$0.76	$0.48	$0.57
148	4/1/2020		$0.29	$0.22	$0.29
149	5/1/2020		$0.14	$0.09	$0.12
150	6/1/2020		$0.11	$0.03	$0.08
151	7/1/2020		$0.12	$0.06	$0.12
152	8/1/2020		$0.10	$0.04	$0.10
153	9/1/2020		$0.13	$0.06	$0.10
154	10/1/2020		$0.15	$0.09	$0.13
155	11/1/2020		$0.53	$0.30	$0.36
156	12/1/2020		$1.19	$0.71	$0.80
157	1/1/2021		$3.94	$1.23	$1.52
158	2/1/2021		$4.50	$1.47	$1.52
159	3/1/2021		$0.88	$0.50	$0.62
160	4/1/2021		$0.30	$0.23	$0.28
161	5/1/2021		$0.15	$0.10	$0.12
162	6/1/2021		$0.10	$0.03	$0.07
163	7/1/2021		$0.09	$0.05	$0.09
164	8/1/2021		$0.08	$0.04	$0.07
165	9/1/2021		$0.11	$0.06	$0.09
166	10/1/2021		$0.16	$0.09	$0.12
167	11/1/2021		$0.44	$0.28	$0.35
168	12/1/2021		$1.08	$0.68	$0.75
169	1/1/2022		$4.56	$1.47	$1.24
170	2/1/2022		$4.98	$1.63	$1.25
171	3/1/2022		$0.90	$0.51	$0.58
172	4/1/2022		$0.30	$0.24	$0.26
173	5/1/2022		$0.14	$0.11	$0.14
174	6/1/2022		$0.11	$0.05	$0.10
175	7/1/2022		$0.10	$0.07	$0.09
176	8/1/2022		$0.08	$0.04	$0.07

NG-JNC -3 Figure 10 Data
Units: $/MMBtu

Column	A	B	C	D	E
				Algonquin City-Gates Basis	
Line #	**Month-Year**	**Historical**	**Base Case**	**With NED Only**	**With ANE Only**
177	9/1/2022		$0.12	$0.06	$0.10
178	10/1/2022		$0.17	$0.10	$0.12
179	11/1/2022		$0.48	$0.29	$0.37
180	12/1/2022		$1.21	$0.68	$0.74
181	1/1/2023		$5.06	$1.59	$1.28
182	2/1/2023		$5.49	$1.68	$1.45
183	3/1/2023		$1.03	$0.55	$0.61
184	4/1/2023		$0.30	$0.24	$0.27
185	5/1/2023		$0.14	$0.09	$0.11
186	6/1/2023		$0.09	$0.04	$0.07
187	7/1/2023		$0.10	$0.05	$0.04
188	8/1/2023		$0.06	$0.02	$0.01
189	9/1/2023		$0.09	$0.05	$0.07
190	10/1/2023		$0.18	$0.09	$0.13
191	11/1/2023		$0.47	$0.27	$0.42
192	12/1/2023		$1.41	$0.59	$0.65
193	1/1/2024		$5.27	$1.72	$1.43
194	2/1/2024		$4.67	$1.41	$1.28
195	3/1/2024		$1.07	$0.54	$0.59
196	4/1/2024		$0.32	$0.24	$0.28
197	5/1/2024		$0.13	$0.08	$0.08
198	6/1/2024		$0.07	$0.01	$0.03
199	7/1/2024		$0.08	$0.03	$0.04
200	8/1/2024		$0.05	-$0.01	$0.01
201	9/1/2024		$0.09	$0.02	$0.04
202	10/1/2024		$0.16	$0.09	$0.12
203	11/1/2024		$0.51	$0.27	$0.36
204	12/1/2024		$1.68	$0.59	$0.60
205	1/1/2025		$5.91	$1.90	$1.51
206	2/1/2025		$6.17	$1.83	$1.88
207	3/1/2025		$1.11	$0.54	$0.57
208	4/1/2025		$0.33	$0.22	$0.28
209	5/1/2025		$0.10	$0.07	$0.05
210	6/1/2025		$0.04	$0.00	$0.03
211	7/1/2025		$0.08	$0.03	$0.08

NG-JNC -3 Figure 10 Data
Units: $/MMBtu

Column	A	B	C	D	E
					Algonquin City-Gates Basis
Line #	**Month-Year**	**Historical**	**Base Case**	**With NED Only**	**With ANE Only**
212	8/1/2025		$0.06	-$0.01	$0.04
213	9/1/2025		$0.08	$0.04	$0.06
214	10/1/2025		$0.16	$0.09	$0.14
215	11/1/2025		$0.52	$0.29	$0.38
216	12/1/2025		$1.93	$0.70	$0.80
217	1/1/2026		$6.00	$2.18	$1.84
218	2/1/2026		$6.25	$2.27	$2.18
219	3/1/2026		$1.20	$0.57	$0.59
220	4/1/2026		$0.36	$0.24	$0.31
221	5/1/2026		$0.09	$0.07	$0.07
222	6/1/2026		$0.03	$0.01	$0.04
223	7/1/2026		$0.05	-$0.01	$0.06
224	8/1/2026		$0.02	-$0.02	$0.02
225	9/1/2026		$0.05	$0.02	$0.06
226	10/1/2026		$0.11	$0.05	$0.14
227	11/1/2026		$0.58	$0.29	$0.37
228	12/1/2026		$2.20	$0.69	$0.77
229	1/1/2027		$6.07	$2.23	$2.00
230	2/1/2027		$6.26	$2.41	$2.35
231	3/1/2027		$1.26	$0.59	$0.58
232	4/1/2027		$0.35	$0.19	$0.28
233	5/1/2027		$0.06	$0.04	$0.07
234	6/1/2027		-$0.02	-$0.02	$0.00
235	7/1/2027		$0.13	$0.03	$0.05
236	8/1/2027		$0.10	-$0.01	$0.04
237	9/1/2027		$0.15	$0.08	$0.10
238	10/1/2027		$0.20	$0.13	$0.14
239	11/1/2027		$0.70	$0.34	$0.45
240	12/1/2027		$2.45	$0.73	$0.89
241	1/1/2028		$6.21	$2.70	$2.36
242	2/1/2028		$6.20	$2.14	$2.13
243	3/1/2028		$1.37	$0.65	$0.68
244	4/1/2028		$0.41	$0.25	$0.28
245	5/1/2028		$0.13	$0.08	$0.05
246	6/1/2028		$0.05	-$0.01	-$0.02

NG-JNC -3 Figure 10 Data
Units: $/MMBtu

Column	A	B	C	D	E
				Algonquin City-Gates Basis	
Line #	**Month-Year**	**Historical**	**Base Case**	**With NED Only**	**With ANE Only**
247	7/1/2028		$0.01	-$0.03	-$0.05
248	8/1/2028		-$0.02	-$0.07	-$0.07
249	9/1/2028		$0.06	$0.03	$0.00
250	10/1/2028		$0.09	$0.08	$0.05
251	11/1/2028		$0.77	$0.31	$0.43
252	12/1/2028		$2.68	$0.75	$0.92
253	1/1/2029		$6.35	$2.91	$2.56
254	2/1/2029		$6.48	$2.76	$2.99
255	3/1/2029		$1.63	$0.66	$0.75
256	4/1/2029		$0.43	$0.20	$0.24
257	5/1/2029		$0.05	$0.04	-$0.01
258	6/1/2029		-$0.06	-$0.08	-$0.10
259	7/1/2029		-$0.13	-$0.13	-$0.16
260	8/1/2029		-$0.18	-$0.16	-$0.20
261	9/1/2029		-$0.04	-$0.04	-$0.08
262	10/1/2029		-$0.01	-$0.02	-$0.04
263	11/1/2029		$0.80	$0.31	$0.37
264	12/1/2029		$3.29	$0.82	$1.11
265	1/1/2030		$6.31	$2.89	$2.46
266	2/1/2030		$6.44	$2.78	$3.09
267	3/1/2030		$1.71	$0.65	$0.65
268	4/1/2030		$0.38	$0.19	$0.19
269	5/1/2030		-$0.05	-$0.01	-$0.10
270	6/1/2030		-$0.26	-$0.19	-$0.33
271	7/1/2030		-$0.35	-$0.22	-$0.39
272	8/1/2030		-$0.39	-$0.27	-$0.44
273	9/1/2030		-$0.25	-$0.14	-$0.30
274	10/1/2030		-$0.20	-$0.08	-$0.26
275	11/1/2030		$0.74	$0.29	$0.30
276	12/1/2030		$3.55	$0.75	$0.86
277	1/1/2031		$6.53	$3.05	$2.87
278	2/1/2031		$6.71	$3.26	$3.59
279	3/1/2031		$1.99	$0.73	$0.85
280	4/1/2031		$0.39	$0.15	$0.12
281	5/1/2031		-$0.21	-$0.11	-$0.24

NG-JNC -3 Figure 10 Data
Units: $/MMBtu

Column	A	B	C	D	E
				Algonquin City-Gates Basis	
Line #	**Month-Year**	**Historical**	**Base Case**	**With NED Only**	**With ANE Only**
282	6/1/2031		-$0.58	-$0.29	-$0.64
283	7/1/2031		-$0.67	-$0.35	-$0.73
284	8/1/2031		-$0.72	-$0.38	-$0.76
285	9/1/2031		-$0.59	-$0.25	-$0.64
286	10/1/2031		-$0.54	-$0.19	-$0.60
287	11/1/2031		$0.79	$0.32	$0.23
288	12/1/2031		$3.84	$0.89	$1.15
289	1/1/2032		$6.72	$3.36	$3.44
290	2/1/2032		$6.56	$3.05	$2.70
291	3/1/2032		$2.38	$0.84	$0.83
292	4/1/2032		$0.33	$0.14	$0.08
293	5/1/2032		-$0.38	-$0.16	-$0.37
294	6/1/2032		-$0.79	-$0.40	-$0.83
295	7/1/2032		-$0.89	-$0.42	-$0.92
296	8/1/2032		-$0.93	-$0.51	-$0.96
297	9/1/2032		-$0.79	-$0.36	-$0.82
298	10/1/2032		-$0.74	-$0.33	-$0.77
299	11/1/2032		$0.83	$0.45	$0.17
300	12/1/2032		$4.57	$0.99	$1.31
301	1/1/2033		$6.99	$3.42	$3.79
302	2/1/2033		$7.23	$4.29	$4.69
303	3/1/2033		$2.57	$0.99	$0.85
304	4/1/2033		$0.24	$0.08	-$0.12
305	5/1/2033		-$0.72	-$0.35	-$0.72
306	6/1/2033		-$1.19	-$0.74	-$1.25
307	7/1/2033		-$1.28	-$0.79	-$1.35
308	8/1/2033		-$1.32	-$0.89	-$1.37
309	9/1/2033		-$1.18	-$0.72	-$1.21
310	10/1/2033		-$1.10	-$0.69	-$1.16
311	11/1/2033		$0.83	$0.44	-$0.01
312	12/1/2033		$5.02	$1.22	$1.18
313	1/1/2034		$7.25	$3.95	$4.58
314	2/1/2034		$7.55	$4.89	$4.74
315	3/1/2034		$2.73	$1.25	$0.84
316	4/1/2034		$0.01	-$0.10	-$0.40

NG-JNC -3 Figure 10 Data
Units: $/MMBtu

Column	A	B	C	D	E
				Algonquin City-Gates Basis	
Line #	**Month-Year**	**Historical**	**Base Case**	**With NED Only**	**With ANE Only**
317	5/1/2034		-$1.07	-$0.71	-$1.09
318	6/1/2034		-$1.53	-$1.05	-$1.55
319	7/1/2034		-$1.62	-$1.09	-$1.67
320	8/1/2034		-$1.67	-$1.20	-$1.69
321	9/1/2034		-$1.49	-$1.02	-$1.50
322	10/1/2034		-$1.38	-$1.00	-$1.43
323	11/1/2034		$0.80	$0.41	-$0.11
324	12/1/2034		$5.46	$1.54	$1.14
325	1/1/2035		$8.22	$5.22	$5.30
326	2/1/2035		$8.67	$5.57	$6.31
327	3/1/2035		$3.01	$1.48	$1.03
328	4/1/2035		-$0.04	-$0.05	-$0.44
329	5/1/2035		-$1.23	-$0.80	-$1.26
330	6/1/2035		-$1.71	-$1.20	-$1.73
331	7/1/2035		-$1.79	-$1.24	-$1.83
332	8/1/2035		-$1.85	-$1.33	-$1.88
333	9/1/2035		-$1.66	-$1.16	-$1.67
334	10/1/2035		-$1.52	-$1.13	-$1.61
335	11/1/2035		$0.97	$0.52	-$0.17
336	12/1/2035		$5.27	$1.89	$1.44
337	1/1/2036		$9.75	$6.77	$5.75
338	2/1/2036		$8.04	$5.41	$5.97
339	3/1/2036		$3.48	$1.77	$1.04
340	4/1/2036		-$0.19	-$0.13	-$0.64
341	5/1/2036		-$1.55	-$1.09	-$1.57
342	6/1/2036		-$2.04	-$1.49	-$2.08
343	7/1/2036		-$2.10	-$1.56	-$2.18
344	8/1/2036		-$2.16	-$1.63	-$2.22
345	9/1/2036		-$1.98	-$1.44	-$2.00
346	10/1/2036		-$1.82	-$1.40	-$1.94
347	11/1/2036		$0.94	$0.48	-$0.34
348	12/1/2036		$5.26	$2.21	$1.45
349	1/1/2037		$10.10	$8.32	$6.05
350	2/1/2037		$9.92	$8.10	$7.31
351	3/1/2037		$3.80	$2.06	$1.11

NG-JNC -3 Figure 10 Data
Units: $/MMBtu

Column	A	B	C	D	E
					Algonquin City-Gates Basis
Line #	**Month-Year**	**Historical**	**Base Case**	**With NED Only**	**With ANE Only**
352	4/1/2037		-$0.14	-$0.03	-$0.67
353	5/1/2037		-$1.70	-$1.09	-$1.67
354	6/1/2037		-$2.27	-$1.66	-$2.31
355	7/1/2037		-$2.29	-$1.82	-$2.39
356	8/1/2037		-$2.40	-$1.83	-$2.47
357	9/1/2037		-$2.19	-$1.60	-$2.20
358	10/1/2037		-$2.02	-$1.51	-$2.11
359	11/1/2037		$0.89	$0.49	-$0.50
360	12/1/2037		$5.21	$2.26	$1.71
361	1/1/2038		$10.23	$8.31	$6.24
362	2/1/2038		$10.29	$8.24	$7.58
363	3/1/2038		$4.04	$2.47	$1.11
364	4/1/2038		-$0.30	-$0.17	-$0.90
365	5/1/2038		-$2.02	-$1.37	-$1.92
366	6/1/2038		-$2.60	-$1.93	-$2.62
367	7/1/2038		-$2.63	-$2.08	-$2.70
368	8/1/2038		-$2.72	-$2.09	-$2.77
369	9/1/2038		-$2.49	-$1.86	-$2.51
370	10/1/2038		-$2.32	-$1.80	-$2.42
371	11/1/2038		$0.78	$0.39	-$0.75
372	12/1/2038		$5.16	$2.56	$1.51

NG-JNC -3
Units: $/M

Column	F
Line #	**With Both NED and ANE**
1	
2	
3	
4	
5	
6	
7	
8	
9	
10	
11	
12	
13	
14	
15	
16	
17	
18	
19	
20	
21	
22	
23	
24	
25	
26	
27	
28	
29	
30	
31	
32	
33	
34	
35	
36	

NG-JNC -3
Units: $/M

Column	F
Line #	**With Both NED and ANE**
37	
38	
39	
40	
41	
42	
43	
44	
45	
46	
47	
48	
49	
50	
51	
52	
53	
54	
55	
56	
57	
58	
59	
60	
61	
62	
63	
64	
65	
66	
67	
68	
69	
70	
71	

NG-JNC -3
Units: $/M

Column	F
Line #	**With Both NED and ANE**
72	
73	
74	
75	
76	
77	
78	
79	
80	
81	
82	
83	
84	
85	
86	
87	
88	
89	
90	
91	
92	
93	
94	
95	
96	
97	$2.29
98	$2.65
99	$1.22
100	$0.14
101	-$0.01
102	-$0.06
103	-$0.06
104	-$0.09
105	-$0.04
106	-$0.01

NG-JNC -3
Units: $/M

Column	F
Line #	**With Both NED and ANE**
107	$0.26
108	$0.85
109	$1.50
110	$1.72
111	$0.63
112	$0.16
113	$0.05
114	-$0.01
115	$0.10
116	$0.08
117	$0.11
118	$0.15
119	$0.29
120	$1.00
121	$2.99
122	$2.75
123	$0.76
124	$0.24
125	$0.16
126	$0.14
127	$0.13
128	$0.12
129	$0.13
130	$0.16
131	$0.28
132	$0.76
133	$1.26
134	$1.44
135	$0.50
136	$0.24
137	$0.11
138	$0.09
139	$0.06
140	$0.05
141	$0.07

NG-JNC -3
Units: $/M

Column	F
Line #	**With Both NED and ANE**
142	$0.11
143	$0.25
144	$0.69
145	$1.09
146	$1.20
147	$0.46
148	$0.19
149	$0.05
150	$0.00
151	$0.05
152	$0.02
153	$0.03
154	$0.08
155	$0.26
156	$0.70
157	$1.12
158	$1.36
159	$0.50
160	$0.17
161	$0.04
162	-$0.01
163	$0.01
164	$0.00
165	$0.01
166	$0.04
167	$0.24
168	$0.66
169	$1.07
170	$1.28
171	$0.51
172	$0.16
173	$0.05
174	$0.00
175	$0.02
176	-$0.01

NG-JNC -3
Units: $/M

Column	F
Line #	**With Both NED and ANE**
177	$0.01
178	$0.03
179	$0.26
180	$0.65
181	$1.00
182	$1.24
183	$0.54
184	$0.16
185	$0.04
186	-$0.01
187	-$0.01
188	-$0.05
189	$0.00
190	$0.02
191	$0.25
192	$0.58
193	$1.00
194	$1.09
195	$0.49
196	$0.17
197	$0.03
198	-$0.03
199	-$0.05
200	-$0.07
201	-$0.01
202	$0.02
203	$0.24
204	$0.55
205	$1.05
206	$1.20
207	$0.52
208	$0.16
209	$0.00
210	-$0.03
211	$0.00

NG-JNC -3
Units: $/M

Column	F
Line #	**With Both NED and ANE**
212	-$0.04
213	$0.01
214	$0.04
215	$0.26
216	$0.70
217	$1.13
218	$1.24
219	$0.56
220	$0.19
221	$0.02
222	-$0.04
223	-$0.03
224	-$0.06
225	-$0.03
226	$0.02
227	$0.25
228	$0.68
229	$1.24
230	$1.29
231	$0.56
232	$0.15
233	-$0.02
234	-$0.08
235	-$0.03
236	-$0.05
237	$0.05
238	$0.07
239	$0.31
240	$0.72
241	$1.58
242	$1.30
243	$0.56
244	$0.16
245	$0.03
246	-$0.06

NG-JNC -3
Units: $/M

Column	F
Line #	**With Both NED and ANE**
247	-$0.07
248	-$0.11
249	-$0.03
250	$0.01
251	$0.30
252	$0.60
253	$1.77
254	$1.64
255	$0.55
256	$0.14
257	-$0.04
258	-$0.15
259	-$0.17
260	-$0.23
261	-$0.12
262	-$0.08
263	$0.31
264	$0.45
265	$1.72
266	$1.57
267	$0.49
268	$0.13
269	-$0.08
270	-$0.23
271	-$0.27
272	-$0.33
273	-$0.19
274	-$0.14
275	$0.31
276	$0.36
277	$1.97
278	$1.65
279	$0.42
280	$0.10
281	-$0.17

NG-JNC -3
Units: $/M

Column	F
Line #	**With Both NED and ANE**
282	-$0.33
283	-$0.41
284	-$0.44
285	-$0.29
286	-$0.26
287	$0.32
288	$0.30
289	$2.30
290	$1.50
291	$0.39
292	$0.09
293	-$0.21
294	-$0.47
295	-$0.51
296	-$0.59
297	-$0.44
298	-$0.39
299	$0.30
300	$0.35
301	$2.57
302	$2.30
303	$0.43
304	$0.05
305	-$0.41
306	-$0.79
307	-$0.83
308	-$0.92
309	-$0.76
310	-$0.71
311	$0.18
312	$0.54
313	$2.78
314	$2.80
315	$0.41
316	-$0.15

NG-JNC -3
Units: $/M

Column	F
Line #	**With Both NED and ANE**
317	-$0.78
318	-$1.14
319	-$1.17
320	-$1.24
321	-$1.09
322	-$1.04
323	$0.11
324	$0.81
325	$3.35
326	$3.30
327	$0.54
328	-$0.14
329	-$0.85
330	-$1.25
331	-$1.28
332	-$1.35
333	-$1.20
334	-$1.14
335	$0.10
336	$0.97
337	$4.43
338	$3.14
339	$0.63
340	-$0.19
341	-$1.13
342	-$1.55
343	-$1.60
344	-$1.65
345	-$1.48
346	-$1.43
347	-$0.08
348	$1.16
349	$5.62
350	$5.72
351	$0.66

NG-JNC -3
Units: $/M

Column	F
Line #	**With Both NED and ANE**
352	-$0.15
353	-$1.14
354	-$1.70
355	-$1.82
356	-$1.84
357	-$1.62
358	-$1.49
359	-$0.10
360	$1.34
361	$5.86
362	$6.00
363	$0.63
364	-$0.28
365	-$1.34
366	-$2.00
367	-$2.12
368	-$2.14
369	-$1.91
370	-$1.80
371	-$0.22
372	$1.39

NG-JNC -3 Figure 11 Data
Units: Nominal $/MWh

Column	A	B	C	D	F	G	H
		Whole Sale New England Electric Price (Nominal$/MWh)				**Price Differential to Base Ca**	
Line #	Year	Base Case	With NED Only	With ANE Only	With Both NED and ANE	With NED Only	With ANE Only
1	2019	$44.74	$41.22	$44.18	$41.47	-$3.52	-$0.55
2	2020	$46.86	$43.28	$44.50	$43.30	-$3.58	-$2.36
3	2021	$50.18	$44.45	$45.33	$44.35	-$5.73	-$4.85
4	2022	$53.82	$45.39	$45.68	$44.71	-$8.43	-$8.13
5	2023	$59.55	$50.14	$50.54	$49.31	-$9.41	-$9.01
6	2024	$65.08	$55.18	$55.81	$54.40	-$9.90	-$9.27
7	2025	$71.34	$59.57	$60.36	$58.57	-$11.77	-$10.97
8	2026	$78.41	$66.36	$67.31	$65.00	-$12.05	-$11.10
9	2027	$84.29	$70.51	$71.54	$69.10	-$13.78	-$12.75
10	2028	$86.48	$73.38	$74.46	$71.89	-$13.10	-$12.02
11	2029	$94.04	$80.00	$81.59	$77.94	-$14.04	-$12.45
12	2030	$97.20	$82.70	$83.70	$80.50	-$14.51	-$13.51
13	2031	$103.27	$89.40	$90.76	$86.97	-$13.87	-$12.51
14	2032	$105.83	$91.07	$91.61	$87.57	-$14.76	-$14.23
15	2033	$109.95	$95.08	$96.43	$91.55	-$14.87	-$13.52
16	2034	$110.46	$94.96	$96.22	$90.90	-$15.50	-$14.24
17	2035	$118.62	$103.09	$105.56	$98.22	-$15.53	-$13.07
18	2036	$121.00	$107.35	$108.03	$101.40	-$13.65	-$12.97
19	2037	$127.92	$114.17	$113.76	$108.68	-$13.75	-$14.16
20	2038	$137.66	$124.16	$122.41	$118.24	-$13.49	-$15.25

NG-JNC -3 I
Units: Nom

Column	I
	se (Nominal$/MWh)
Line #	With Both NED and ANE
1	-$3.26
2	-$3.56
3	-$5.83
4	-$9.11
5	-$10.24
6	-$10.68
7	-$12.77
8	-$13.41
9	-$15.19
10	-$14.59
11	-$16.10
12	-$16.70
13	-$16.29
14	-$18.26
15	-$18.40
16	-$19.56
17	-$20.40
18	-$19.60
19	-$19.24
20	-$19.41

NG-JNC -3 Figure 13 Data

Column	A	B	C
Line #	Date	Algonquin city-gates ($/MMBtu)	Boston Day Ahead ($/MWh)
1	11/2/2009	[redacted]	$39.15
2	11/3/2009		$40.41
3	11/4/2009		$44.75
4	11/5/2009		$43.97
5	11/6/2009		$42.88
6	11/9/2009		$41.33
7	11/10/2009		$36.80
8	11/11/2009		$35.36
9	11/12/2009		$36.34
10	11/13/2009		$32.41
11	11/16/2009		$28.84
12	11/17/2009		$29.12
13	11/18/2009		$35.59
14	11/19/2009		$35.33
15	11/20/2009		$36.59
16	11/23/2009		$36.20
17	11/24/2009		$39.11
18	11/25/2009		$36.14
19	11/30/2009		$39.13
20	12/1/2009		$42.29
21	12/2/2009		$40.87
22	12/3/2009		$44.63
23	12/4/2009		$43.62
24	12/7/2009		$44.73
25	12/8/2009		$46.59
26	12/9/2009		$48.71
27	12/10/2009		$51.42
28	12/11/2009		$60.59
29	12/14/2009		$56.40
30	12/15/2009		$49.00
31	12/16/2009		$58.04
32	12/17/2009		$71.31
33	12/18/2009		$68.97
34	12/21/2009		$94.75
35	12/22/2009		$75.47
36	12/23/2009		$75.00

NG-JNC -3 Figure 13 Data

Column	A	B	C
Line #	Date	Algonquin city-gates ($/MMBtu)	Boston Day Ahead ($/MWh)
37	12/24/2009	[redacted]	$51.22
38	12/28/2009		$63.21
39	12/29/2009		$72.50
40	12/30/2009		$70.36
41	12/31/2009		$57.80
42	1/4/2010		$84.14
43	1/5/2010		$93.74
44	1/6/2010		$84.78
45	1/7/2010		$71.54
46	1/8/2010		$67.21
47	1/11/2010		$80.59
48	1/12/2010		$62.03
49	1/13/2010		$55.54
50	1/14/2010		$49.32
51	1/15/2010		$51.68
52	1/19/2010		$56.26
53	1/20/2010		$48.58
54	1/21/2010		$50.12
55	1/22/2010		$48.42
56	1/25/2010		$54.35
57	1/26/2010		$53.10
58	1/27/2010		$48.26
59	1/28/2010		$45.66
60	1/29/2010		$58.04
61	2/1/2010		$57.42
62	2/2/2010		$51.18
63	2/3/2010		$48.19
64	2/4/2010		$58.55
65	2/5/2010		$58.33
66	2/8/2010		$69.16
67	2/9/2010		$57.16
68	2/10/2010		$57.01
69	2/11/2010		$54.43
70	2/12/2010		$52.61
71	2/16/2010		$59.89

NG-JNC -3 Figure 13 Data

Column	A	B	C
Line #	Date	Algonquin city-gates ($/MMBtu)	Boston Day Ahead ($/MWh)
72	2/17/2010	[redacted]	$48.69
73	2/18/2010		$45.06
74	2/19/2010		$45.08
75	2/22/2010		$45.65
76	2/23/2010		$46.48
77	2/24/2010		$42.72
78	2/25/2010		$42.19
79	2/26/2010		$41.27
80	3/1/2010		$41.48
81	3/2/2010		$41.95
82	3/3/2010		$39.97
83	3/4/2010		$43.61
84	3/5/2010		$44.03
85	3/8/2010		$38.74
86	3/9/2010		$38.98
87	3/10/2010		$37.40
88	3/11/2010		$37.05
89	3/12/2010		$39.82
90	3/15/2010		$42.87
91	3/16/2010		$37.55
92	3/17/2010		$37.32
93	3/18/2010		$35.38
94	3/19/2010		$33.29
95	3/22/2010		$32.25
96	3/23/2010		$37.44
97	3/24/2010		$38.04
98	3/25/2010		$35.42
99	3/26/2010		$37.07
100	3/29/2010		$34.71
101	3/30/2010		$36.12
102	3/31/2010		$32.11
103	4/1/2010		$34.46
104	4/5/2010		$35.97
105	4/6/2010		$35.36
106	4/7/2010		$38.99

NG-JNC -3 Figure 13 Data

Column	A	B	C
Line #	Date	Algonquin city-gates ($/MMBtu)	Boston Day Ahead ($/MWh)
107	4/8/2010	[redacted]	$36.65
108	4/9/2010		$34.39
109	4/12/2010		$51.26
110	4/13/2010		$38.81
111	4/14/2010		$37.03
112	4/15/2010		$40.24
113	4/16/2010		$37.86
114	4/19/2010		$34.79
115	4/20/2010		$35.92
116	4/21/2010		$37.81
117	4/22/2010		$39.19
118	4/23/2010		$37.29
119	4/26/2010		$37.17
120	4/27/2010		$37.09
121	4/28/2010		$38.79
122	4/29/2010		$40.68
123	4/30/2010		$35.99
124	5/3/2010		$38.42
125	5/4/2010		$42.22
126	5/5/2010		$50.80
127	5/6/2010		$38.21
128	5/7/2010		$36.81
129	5/10/2010		$40.46
130	5/11/2010		$38.66
131	5/12/2010		$43.08
132	5/13/2010		$40.87
133	5/14/2010		$42.57
134	5/17/2010		$39.69
135	5/18/2010		$42.61
136	5/19/2010		$44.02
137	5/20/2010		$46.97
138	5/21/2010		$42.62
139	5/24/2010		$48.17
140	5/25/2010		$50.87
141	5/26/2010		$47.04

NG-JNC -3 Figure 13 Data

Column	A	B	C
Line #	Date	Algonquin city-gates ($/MMBtu)	Boston Day Ahead ($/MWh)
142	5/27/2010	[redacted]	$43.84
143	5/28/2010		$42.81
144	6/1/2010		$46.09
145	6/2/2010		$47.67
146	6/3/2010		$48.40
147	6/4/2010		$40.77
148	6/7/2010		$45.66
149	6/8/2010		$41.93
150	6/9/2010		$44.42
151	6/10/2010		$43.48
152	6/11/2010		$44.56
153	6/14/2010		$41.40
154	6/15/2010		$45.72
155	6/16/2010		$47.08
156	6/17/2010		$47.72
157	6/18/2010		$49.42
158	6/21/2010		$52.36
159	6/22/2010		$50.19
160	6/23/2010		$55.64
161	6/24/2010		$63.20
162	6/25/2010		$52.78
163	6/28/2010		$69.84
164	6/29/2010		$56.69
165	6/30/2010		$42.88
166	7/1/2010		$41.80
167	7/2/2010		$43.21
168	7/6/2010		$84.50
169	7/7/2010		$94.06
170	7/8/2010		$88.69
171	7/9/2010		$63.77
172	7/12/2010		$68.03
173	7/13/2010		$61.68
174	7/14/2010		$68.07
175	7/15/2010		$79.66
176	7/16/2010		$66.76

NG-JNC -3 Figure 13 Data

Column	A	B	C
Line #	Date	Algonquin city-gates ($/MMBtu)	Boston Day Ahead ($/MWh)
177	7/19/2010	[redacted]	$75.98
178	7/20/2010		$57.65
179	7/21/2010		$59.23
180	7/22/2010		$63.69
181	7/23/2010		$55.12
182	7/26/2010		$55.46
183	7/27/2010		$53.53
184	7/28/2010		$60.55
185	7/29/2010		$59.96
186	7/30/2010		$49.67
187	8/2/2010		$46.86
188	8/3/2010		$62.06
189	8/4/2010		$73.86
190	8/5/2010		$71.36
191	8/6/2010		$54.68
192	8/9/2010		$64.96
193	8/10/2010		$80.70
194	8/11/2010		$79.98
195	8/12/2010		$61.00
196	8/13/2010		$47.27
197	8/16/2010		$59.64
198	8/17/2010		$63.30
199	8/18/2010		$49.80
200	8/19/2010		$47.76
201	8/20/2010		$47.31
202	8/23/2010		$44.21
203	8/24/2010		$41.73
204	8/25/2010		$39.49
205	8/26/2010		$42.64
206	8/27/2010		$39.14
207	8/30/2010		$56.61
208	8/31/2010		$67.58
209	9/1/2010		$75.17
210	9/2/2010		$64.12
211	9/3/2010		$44.45

NG-JNC -3 Figure 13 Data

Column	A	B	C
Line #	Date	Algonquin city-gates ($/MMBtu)	Boston Day Ahead ($/MWh)
212	9/7/2010	[redacted]	$48.97
213	9/8/2010		$42.67
214	9/9/2010		$39.85
215	9/10/2010		$39.48
216	9/13/2010		$44.78
217	9/14/2010		$37.93
218	9/15/2010		$43.08
219	9/16/2010		$46.84
220	9/17/2010		$44.05
221	9/20/2010		$42.30
222	9/21/2010		$41.47
223	9/22/2010		$49.77
224	9/23/2010		$45.63
225	9/24/2010		$52.26
226	9/27/2010		$42.38
227	9/28/2010		$44.92
228	9/29/2010		$45.05
229	9/30/2010		$44.12
230	10/1/2010		$39.49
231	10/4/2010		$37.77
232	10/5/2010		$36.11
233	10/6/2010		$40.67
234	10/7/2010		$37.06
235	10/8/2010		$39.41
236	10/11/2010		$34.30
237	10/12/2010		$38.15
238	10/13/2010		$37.30
239	10/14/2010		$37.00
240	10/15/2010		$36.15
241	10/18/2010		$36.19
242	10/19/2010		$33.79
243	10/20/2010		$35.89
244	10/21/2010		$36.22
245	10/22/2010		$37.56
246	10/25/2010		$35.43

NG-JNC -3 Figure 13 Data

Column	A	B	C
Line #	Date	Algonquin city-gates ($/MMBtu)	Boston Day Ahead ($/MWh)
247	10/26/2010	[redacted]	$34.73
248	10/27/2010		$35.15
249	10/28/2010		$33.53
250	10/29/2010		$34.83
251	11/1/2010		$36.06
252	11/2/2010		$40.14
253	11/3/2010		$39.50
254	11/4/2010		$41.77
255	11/5/2010		$38.51
256	11/8/2010		$46.26
257	11/9/2010		$43.87
258	11/10/2010		$46.68
259	11/11/2010		$44.92
260	11/12/2010		$45.20
261	11/15/2010		$46.91
262	11/16/2010		$48.53
263	11/17/2010		$45.87
264	11/18/2010		$46.51
265	11/19/2010		$47.40
266	11/22/2010		$41.26
267	11/23/2010		$44.88
268	11/24/2010		$47.62
269	11/29/2010		$47.83
270	11/30/2010		$48.72
271	12/1/2010		$44.54
272	12/2/2010		$42.50
273	12/3/2010		$44.93
274	12/6/2010		$45.92
275	12/7/2010		$50.40
276	12/8/2010		$55.46
277	12/9/2010		$65.39
278	12/10/2010		$61.79
279	12/13/2010		$60.68
280	12/14/2010		$111.70
281	12/15/2010		$114.62

NG-JNC -3 Figure 13 Data

Column	A	B	C
Line #	Date	Algonquin city-gates ($/MMBtu)	Boston Day Ahead ($/MWh)
282	12/16/2010	[redacted]	$98.57
283	12/17/2010		$85.38
284	12/20/2010		$81.87
285	12/21/2010		$87.87
286	12/22/2010		$63.47
287	12/23/2010		$53.15
288	12/27/2010		$67.29
289	12/28/2010		$87.12
290	12/29/2010		$64.46
291	12/30/2010		$48.03
292	1/3/2011		$47.95
293	1/4/2011		$45.13
294	1/5/2011		$49.43
295	1/6/2011		$48.04
296	1/7/2011		$49.63
297	1/10/2011		$55.12
298	1/11/2011		$61.90
299	1/12/2011		$69.87
300	1/13/2011		$77.97
301	1/14/2011		$79.72
302	1/18/2011		$66.44
303	1/19/2011		$55.09
304	1/20/2011		$74.20
305	1/21/2011		$89.28
306	1/24/2011		$176.99
307	1/25/2011		$109.46
308	1/26/2011		$63.36
309	1/27/2011		$66.78
310	1/28/2011		$71.75
311	1/31/2011		$73.52
312	2/1/2011		$57.74
313	2/2/2011		$65.38
314	2/3/2011		$69.51
315	2/4/2011		$63.42
316	2/7/2011		$57.05

NG-JNC -3 Figure 13 Data

Column	A	B	C
Line #	Date	Algonquin city-gates ($/MMBtu)	Boston Day Ahead ($/MWh)
317	2/8/2011	[redacted]	$53.43
318	2/9/2011		$68.99
319	2/10/2011		$71.50
320	2/11/2011		$57.09
321	2/14/2011		$47.14
322	2/15/2011		$49.42
323	2/16/2011		$43.38
324	2/17/2011		$38.45
325	2/18/2011		$35.07
326	2/22/2011		$63.18
327	2/23/2011		$114.99
328	2/24/2011		$77.73
329	2/25/2011		$47.77
330	2/28/2011		$48.44
331	3/1/2011		$49.86
332	3/2/2011		$55.45
333	3/3/2011		$74.19
334	3/4/2011		$48.77
335	3/7/2011		$51.86
336	3/8/2011		$51.39
337	3/9/2011		$52.04
338	3/10/2011		$45.45
339	3/11/2011		$39.24
340	3/14/2011		$41.60
341	3/15/2011		$40.61
342	3/16/2011		$38.64
343	3/17/2011		$36.49
344	3/18/2011		$42.26
345	3/21/2011		$49.16
346	3/22/2011		$43.37
347	3/23/2011		$52.57
348	3/24/2011		$47.29
349	3/25/2011		$49.66
350	3/28/2011		$49.94
351	3/29/2011		$44.32

NG-JNC -3 Figure 13 Data

Column	A	B	C
Line #	Date	Algonquin city-gates ($/MMBtu)	Boston Day Ahead ($/MWh)
352	3/30/2011	[redacted]	$40.17
353	3/31/2011		$41.14
354	4/1/2011		$48.47
355	4/4/2011		$49.91
356	4/5/2011		$44.77
357	4/6/2011		$42.64
358	4/7/2011		$45.32
359	4/8/2011		$42.44
360	4/11/2011		$48.61
361	4/12/2011		$37.10
362	4/13/2011		$46.95
363	4/14/2011		$40.01
364	4/15/2011		$42.56
365	4/18/2011		$42.11
366	4/19/2011		$41.06
367	4/20/2011		$43.46
368	4/21/2011		$41.79
369	4/25/2011		$45.44
370	4/26/2011		$44.23
371	4/27/2011		$47.51
372	4/28/2011		$49.31
373	4/29/2011		$42.59
374	5/2/2011		$47.98
375	5/3/2011		$50.05
376	5/4/2011		$50.63
377	5/5/2011		$45.18
378	5/6/2011		$43.75
379	5/9/2011		$43.20
380	5/10/2011		$42.30
381	5/11/2011		$41.35
382	5/12/2011		$42.48
383	5/13/2011		$43.18
384	5/16/2011		$50.81
385	5/17/2011		$42.64
386	5/18/2011		$47.12

NG-JNC -3 Figure 13 Data

Column	A	B	C
Line #	Date	Algonquin city-gates ($/MMBtu)	Boston Day Ahead ($/MWh)
387	5/19/2011	[redacted]	$44.63
388	5/20/2011		$35.66
389	5/23/2011		$39.05
390	5/24/2011		$43.20
391	5/25/2011		$41.22
392	5/26/2011		$42.31
393	5/27/2011		$44.44
394	5/31/2011		$45.17
395	6/1/2011		$47.13
396	6/2/2011		$39.48
397	6/3/2011		$41.18
398	6/6/2011		$44.64
399	6/7/2011		$45.06
400	6/8/2011		$64.73
401	6/9/2011		$85.72
402	6/10/2011		$44.16
403	6/13/2011		$39.23
404	6/14/2011		$39.67
405	6/15/2011		$44.29
406	6/16/2011		$44.31
407	6/17/2011		$42.07
408	6/20/2011		$42.52
409	6/21/2011		$39.70
410	6/22/2011		$41.64
411	6/23/2011		$45.67
412	6/24/2011		$39.36
413	6/27/2011		$41.98
414	6/28/2011		$45.07
415	6/29/2011		$43.86
416	6/30/2011		$42.48
417	7/1/2011		$42.74
418	7/5/2011		$46.07
419	7/6/2011		$53.19
420	7/7/2011		$46.07
421	7/8/2011		$40.54

NG-JNC -3 Figure 13 Data

Column	A	B	C
Line #	Date	Algonquin city-gates ($/MMBtu)	Boston Day Ahead ($/MWh)
422	7/11/2011	[redacted]	$62.25
423	7/12/2011		$80.10
424	7/13/2011		$55.46
425	7/14/2011		$42.98
426	7/15/2011		$43.26
427	7/18/2011		$65.29
428	7/19/2011		$63.17
429	7/20/2011		$68.87
430	7/21/2011		$135.23
431	7/22/2011		$129.46
432	7/25/2011		$46.13
433	7/26/2011		$48.14
434	7/27/2011		$46.84
435	7/28/2011		$48.61
436	7/29/2011		$49.23
437	8/1/2011		$56.61
438	8/2/2011		$52.21
439	8/3/2011		$45.50
440	8/4/2011		$42.82
441	8/5/2011		$41.99
442	8/8/2011		$52.19
443	8/9/2011		$49.30
444	8/10/2011		$50.09
445	8/11/2011		$41.21
446	8/12/2011		$41.14
447	8/15/2011		$42.38
448	8/16/2011		$39.89
449	8/17/2011		$40.14
450	8/18/2011		$41.68
451	8/19/2011		$46.29
452	8/22/2011		$42.39
453	8/23/2011		$36.61
454	8/24/2011		$40.70
455	8/25/2011		$47.13
456	8/26/2011		$45.21

NG-JNC -3 Figure 13 Data

Column	A	B	C
Line #	Date	Algonquin city-gates ($/MMBtu)	Boston Day Ahead ($/MWh)
457	8/29/2011	[redacted]	$43.69
458	8/30/2011		$31.69
459	8/31/2011		$34.13
460	9/1/2011		$36.81
461	9/2/2011		$40.01
462	9/6/2011		$41.61
463	9/7/2011		$37.00
464	9/8/2011		$37.42
465	9/9/2011		$45.16
466	9/12/2011		$41.28
467	9/13/2011		$44.58
468	9/14/2011		$44.86
469	9/15/2011		$38.54
470	9/16/2011		$37.62
471	9/19/2011		$34.34
472	9/20/2011		$39.36
473	9/21/2011		$39.26
474	9/22/2011		$40.96
475	9/23/2011		$40.86
476	9/26/2011		$51.67
477	9/27/2011		$49.19
478	9/28/2011		$44.56
479	9/29/2011		$45.15
480	9/30/2011		$43.36
481	10/3/2011		$39.93
482	10/4/2011		$39.47
483	10/5/2011		$37.08
484	10/6/2011		$39.30
485	10/7/2011		$37.29
486	10/10/2011		$46.60
487	10/11/2011		$46.17
488	10/12/2011		$45.53
489	10/13/2011		$52.98
490	10/14/2011		$46.39
491	10/17/2011		$39.61

NG-JNC -3 Figure 13 Data

Column	A	B	C
Line #	Date	Algonquin city-gates ($/MMBtu)	Boston Day Ahead ($/MWh)
492	10/18/2011	[redacted]	$42.01
493	10/19/2011		$45.78
494	10/20/2011		$44.84
495	10/21/2011		$39.62
496	10/24/2011		$39.96
497	10/25/2011		$44.84
498	10/26/2011		$38.38
499	10/27/2011		$43.19
500	10/28/2011		$43.25
501	10/31/2011		$39.00
502	11/1/2011		$38.97
503	11/2/2011		$38.54
504	11/3/2011		$38.54
505	11/4/2011		$39.88
506	11/7/2011		$40.07
507	11/8/2011		$43.26
508	11/9/2011		$36.22
509	11/10/2011		$36.68
510	11/11/2011		$37.35
511	11/14/2011		$38.60
512	11/15/2011		$34.65
513	11/16/2011		$35.66
514	11/17/2011		$37.04
515	11/18/2011		$36.75
516	11/21/2011		$34.98
517	11/22/2011		$37.63
518	11/23/2011		$37.56
519	11/28/2011		$32.13
520	11/29/2011		$33.56
521	11/30/2011		$33.78
522	12/1/2011		$36.36
523	12/2/2011		$35.29
524	12/5/2011		$32.30
525	12/6/2011		$34.72
526	12/7/2011		$35.30

NG-JNC -3 Figure 13 Data

Column	A	B	C
Line #	**Date**	**Algonquin city-gates ($/MMBtu)**	**Boston Day Ahead ($/MWh)**
527	12/8/2011		$38.21
528	12/9/2011		$33.63
529	12/12/2011		$38.84
530	12/13/2011		$34.64
531	12/14/2011		$35.89
532	12/15/2011		$31.36
533	12/16/2011		$36.24
534	12/19/2011		$37.09
535	12/20/2011		$37.97
536	12/21/2011		$34.50
537	12/22/2011		$32.85
538	12/23/2011		$36.70
539	12/27/2011		$38.18
540	12/28/2011		$43.51
541	12/29/2011		$48.99
542	12/30/2011		$38.42
543	1/3/2012		$69.58
544	1/4/2012		$69.91
545	1/5/2012		$44.27
546	1/6/2012		$35.32
547	1/9/2012		$37.49
548	1/10/2012		$34.54
549	1/11/2012		$40.77
550	1/12/2012		$39.77
551	1/13/2012		$35.79
552	1/17/2012		$51.20
553	1/18/2012		$37.37
554	1/19/2012		$46.67
555	1/20/2012		$40.30
556	1/23/2012		$38.34
557	1/24/2012		$30.32
558	1/25/2012		$32.33
559	1/26/2012		$31.57
560	1/27/2012		$30.33
561	1/30/2012		$34.06

NG-JNC -3 Figure 13 Data

Column	A	B	C
Line #	Date	Algonquin city-gates ($/MMBtu)	Boston Day Ahead ($/MWh)
562	1/31/2012	[redacted]	$30.51
563	2/1/2012		$26.87
564	2/2/2012		$27.53
565	2/3/2012		$30.57
566	2/6/2012		$33.54
567	2/7/2012		$31.40
568	2/8/2012		$36.49
569	2/9/2012		$33.90
570	2/10/2012		$30.38
571	2/13/2012		$42.90
572	2/14/2012		$31.80
573	2/15/2012		$30.51
574	2/16/2012		$29.28
575	2/17/2012		$28.07
576	2/21/2012		$32.22
577	2/22/2012		$29.59
578	2/23/2012		$27.92
579	2/24/2012		$26.66
580	2/27/2012		$29.13
581	2/28/2012		$28.26
582	2/29/2012		$27.42
583	3/1/2012		$28.97
584	3/2/2012		$31.54
585	3/5/2012		$41.03
586	3/6/2012		$41.12
587	3/7/2012		$27.96
588	3/8/2012		$26.85
589	3/9/2012		$24.44
590	3/12/2012		$26.22
591	3/13/2012		$22.31
592	3/14/2012		$22.37
593	3/15/2012		$24.32
594	3/16/2012		$21.54
595	3/19/2012		$24.31
596	3/20/2012		$21.53

NG-JNC -3 Figure 13 Data

Column	A	B	C
Line #	Date	Algonquin city-gates ($/MMBtu)	Boston Day Ahead ($/MWh)
597	3/21/2012	[redacted]	$21.04
598	3/22/2012		$23.97
599	3/23/2012		$20.81
600	3/26/2012		$23.30
601	3/27/2012		$27.05
602	3/28/2012		$28.96
603	3/29/2012		$23.24
604	3/30/2012		$27.87
605	4/2/2012		$27.76
606	4/3/2012		$24.86
607	4/4/2012		$26.13
608	4/5/2012		$23.64
609	4/9/2012		$28.64
610	4/10/2012		$27.19
611	4/11/2012		$30.30
612	4/12/2012		$24.58
613	4/13/2012		$23.28
614	4/16/2012		$33.31
615	4/17/2012		$27.93
616	4/18/2012		$25.72
617	4/19/2012		$21.71
618	4/20/2012		$22.70
619	4/23/2012		$26.12
620	4/24/2012		$25.18
621	4/25/2012		$29.79
622	4/26/2012		$28.83
623	4/27/2012		$23.91
624	4/30/2012		$27.59
625	5/1/2012		$29.18
626	5/2/2012		$24.41
627	5/3/2012		$30.43
628	5/4/2012		$27.07
629	5/7/2012		$25.12
630	5/8/2012		$22.30
631	5/9/2012		$24.10

NG-JNC -3 Figure 13 Data

Column	A	B	C
Line #	Date	Algonquin city-gates ($/MMBtu)	Boston Day Ahead ($/MWh)
632	5/10/2012		$25.72
633	5/11/2012		$20.53
634	5/14/2012		$24.14
635	5/15/2012		$25.13
636	5/16/2012		$24.39
637	5/17/2012		$25.08
638	5/18/2012		$23.66
639	5/21/2012		$26.56
640	5/22/2012		$26.73
641	5/23/2012		$26.75
642	5/24/2012		$31.91
643	5/25/2012		$32.28
644	5/29/2012		$31.13
645	5/30/2012		$33.26
646	5/31/2012		$25.43
647	6/1/2012		$24.37
648	6/4/2012		$26.37
649	6/5/2012		$22.70
650	6/6/2012		$23.04
651	6/7/2012		$23.85
652	6/8/2012		$24.78
653	6/11/2012		$27.48
654	6/12/2012		$24.74
655	6/13/2012		$23.41
656	6/14/2012		$24.04
657	6/15/2012		$25.00
658	6/18/2012		$25.01
659	6/19/2012		$32.16
660	6/20/2012		$81.14
661	6/21/2012		$116.90
662	6/22/2012		$65.31
663	6/25/2012		$29.18
664	6/26/2012		$35.57
665	6/27/2012		$38.37
666	6/28/2012		$38.85

NG-JNC -3 Figure 13 Data

Column	A	B	C
Line #	Date	Algonquin city-gates ($/MMBtu)	Boston Day Ahead ($/MWh)
667	6/29/2012	[redacted]	$64.64
668	7/2/2012		$35.81
669	7/3/2012		$41.48
670	7/5/2012		$44.02
671	7/6/2012		$45.54
672	7/9/2012		$40.31
673	7/10/2012		$36.78
674	7/11/2012		$35.06
675	7/12/2012		$37.51
676	7/13/2012		$46.78
677	7/16/2012		$64.34
678	7/17/2012		$77.85
679	7/18/2012		$57.65
680	7/19/2012		$40.61
681	7/20/2012		$29.92
682	7/23/2012		$45.09
683	7/24/2012		$42.48
684	7/25/2012		$40.13
685	7/26/2012		$47.53
686	7/27/2012		$40.71
687	7/30/2012		$37.63
688	7/31/2012		$31.95
689	8/1/2012		$37.20
690	8/2/2012		$42.71
691	8/3/2012		$50.70
692	8/6/2012		$43.37
693	8/7/2012		$40.83
694	8/8/2012		$45.15
695	8/9/2012		$47.64
696	8/10/2012		$40.94
697	8/13/2012		$45.88
698	8/14/2012		$45.98
699	8/15/2012		$42.27
700	8/16/2012		$41.66
701	8/17/2012		$44.08

NG-JNC -3 Figure 13 Data

Column	A	B	C
Line #	Date	Algonquin city-gates ($/MMBtu)	Boston Day Ahead ($/MWh)
702	8/20/2012	[redacted]	$32.99
703	8/21/2012		$29.93
704	8/22/2012		$33.42
705	8/23/2012		$35.45
706	8/24/2012		$36.95
707	8/27/2012		$37.73
708	8/28/2012		$40.11
709	8/29/2012		$30.06
710	8/30/2012		$36.74
711	8/31/2012		$41.91
712	9/4/2012		$36.59
713	9/5/2012		$37.29
714	9/6/2012		$42.33
715	9/7/2012		$71.85
716	9/10/2012		$29.85
717	9/11/2012		$30.00
718	9/12/2012		$37.15
719	9/13/2012		$34.40
720	9/14/2012		$31.59
721	9/17/2012		$28.78
722	9/18/2012		$38.66
723	9/19/2012		$34.47
724	9/20/2012		$33.54
725	9/21/2012		$31.27
726	9/24/2012		$30.86
727	9/25/2012		$27.16
728	9/26/2012		$31.36
729	9/27/2012		$30.32
730	9/28/2012		$30.30
731	10/1/2012		$28.70
732	10/2/2012		$32.60
733	10/3/2012		$37.08
734	10/4/2012		$35.14
735	10/5/2012		$32.79
736	10/8/2012		$31.55

NG-JNC -3 Figure 13 Data

Column	A	B	C
Line #	Date	Algonquin city-gates ($/MMBtu)	Boston Day Ahead ($/MWh)
737	10/9/2012	[redacted]	$32.85
738	10/10/2012		$33.43
739	10/11/2012		$32.18
740	10/12/2012		$38.40
741	10/15/2012		$42.06
742	10/16/2012		$44.11
743	10/17/2012		$39.83
744	10/18/2012		$35.00
745	10/19/2012		$38.37
746	10/22/2012		$39.24
747	10/23/2012		$38.62
748	10/24/2012		$37.02
749	10/25/2012		$38.69
750	10/26/2012		$36.65
751	10/29/2012		$31.64
752	10/30/2012		$28.83
753	10/31/2012		$31.68
754	11/1/2012		$39.85
755	11/2/2012		$35.23
756	11/5/2012		$41.25
757	11/6/2012		$55.39
758	11/7/2012		$71.29
759	11/8/2012		$62.90
760	11/9/2012		$50.61
761	11/12/2012		$40.04
762	11/13/2012		$42.31
763	11/14/2012		$56.25
764	11/15/2012		$57.66
765	11/16/2012		$50.64
766	11/19/2012		$51.92
767	11/20/2012		$56.26
768	11/21/2012		$55.18
769	11/26/2012		$59.71
770	11/27/2012		$90.42
771	11/28/2012		$77.57

NG-JNC -3 Figure 13 Data

Column	A	B	C
Line #	Date	Algonquin city-gates ($/MMBtu)	Boston Day Ahead ($/MWh)
772	11/29/2012	[redacted]	$74.13
773	11/30/2012		$76.05
774	12/3/2012		$49.04
775	12/4/2012		$44.51
776	12/5/2012		$46.06
777	12/6/2012		$70.81
778	12/7/2012		$49.96
779	12/10/2012		$34.79
780	12/11/2012		$39.05
781	12/12/2012		$44.60
782	12/13/2012		$43.09
783	12/14/2012		$38.07
784	12/17/2012		$40.35
785	12/18/2012		$34.62
786	12/19/2012		$38.58
787	12/20/2012		$36.49
788	12/21/2012		$34.07
789	12/24/2012		$39.30
790	12/26/2012		$49.19
791	12/27/2012		$42.05
792	12/28/2012		$58.42
793	12/31/2012		$77.89
794	1/2/2013		$103.87
795	1/3/2013		$79.21
796	1/4/2013		$66.09
797	1/7/2013		$48.56
798	1/8/2013		$38.26
799	1/9/2013		$36.44
800	1/10/2013		$34.24
801	1/11/2013		$32.37
802	1/14/2013		$40.62
803	1/15/2013		$43.64
804	1/16/2013		$56.96
805	1/17/2013		$66.05
806	1/18/2013		$82.62

NG-JNC -3 Figure 13 Data

Column	A	B	C
Line #	Date	Algonquin city-gates ($/MMBtu)	Boston Day Ahead ($/MWh)
807	1/22/2013		$131.68
808	1/23/2013		$181.47
809	1/24/2013		$213.77
810	1/25/2013		$243.70
811	1/28/2013		$169.33
812	1/29/2013		$66.59
813	1/30/2013		$41.99
814	1/31/2013		$50.32
815	2/1/2013		$112.87
816	2/4/2013		$202.29
817	2/5/2013		$127.02
818	2/6/2013		$114.22
819	2/7/2013		$169.41
820	2/8/2013		$127.48
821	2/11/2013		$235.84
822	2/12/2013		$246.10
823	2/13/2013		$186.21
824	2/14/2013		$116.49
825	2/15/2013		$73.64
826	2/19/2013		$116.45
827	2/20/2013		$99.37
828	2/21/2013		$120.11
829	2/22/2013		$73.74
830	2/25/2013		$48.81
831	2/26/2013		$49.86
832	2/27/2013		$49.31
833	2/28/2013		$51.77
834	3/1/2013		$41.76
835	3/4/2013		$53.23
836	3/5/2013		$49.77
837	3/6/2013		$53.01
838	3/7/2013		$59.00
839	3/8/2013		$59.72
840	3/11/2013		$47.01
841	3/12/2013		$42.52

NG-JNC -3 Figure 13 Data

Column	A	B	C
Line #	Date	Algonquin city-gates ($/MMBtu)	Boston Day Ahead ($/MWh)
842	3/13/2013	[redacted]	$41.91
843	3/14/2013		$64.39
844	3/15/2013		$58.74
845	3/18/2013		$67.57
846	3/19/2013		$73.51
847	3/20/2013		$77.68
848	3/21/2013		$87.85
849	3/22/2013		$61.57
850	3/25/2013		$60.78
851	3/26/2013		$57.20
852	3/27/2013		$41.01
853	3/28/2013		$40.99
854	4/1/2013		$49.42
855	4/2/2013		$56.94
856	4/3/2013		$54.02
857	4/4/2013		$45.36
858	4/5/2013		$42.25
859	4/8/2013		$34.17
860	4/9/2013		$36.29
861	4/10/2013		$37.19
862	4/11/2013		$38.85
863	4/12/2013		$45.60
864	4/15/2013		$47.46
865	4/16/2013		$38.72
866	4/17/2013		$41.48
867	4/18/2013		$44.13
868	4/19/2013		$41.11
869	4/22/2013		$44.42
870	4/23/2013		$44.11
871	4/24/2013		$42.89
872	4/25/2013		$42.85
873	4/26/2013		$45.12
874	4/29/2013		$49.95
875	4/30/2013		$44.06
876	5/1/2013		$48.23

NG-JNC -3 Figure 13 Data

Column	A	B	C
Line #	Date	Algonquin city-gates ($/MMBtu)	Boston Day Ahead ($/MWh)
877	5/2/2013	[redacted]	$43.28
878	5/3/2013		$40.65
879	5/6/2013		$39.55
880	5/7/2013		$44.03
881	5/8/2013		$42.08
882	5/9/2013		$43.16
883	5/10/2013		$43.13
884	5/13/2013		$35.60
885	5/14/2013		$37.93
886	5/15/2013		$41.38
887	5/16/2013		$41.32
888	5/17/2013		$42.47
889	5/20/2013		$37.02
890	5/21/2013		$38.72
891	5/22/2013		$46.53
892	5/23/2013		$38.54
893	5/24/2013		$32.95
894	5/28/2013		$38.58
895	5/29/2013		$40.94
896	5/30/2013		$54.57
897	5/31/2013		$61.33
898	6/3/2013		$44.37
899	6/4/2013		$32.15
900	6/5/2013		$29.75
901	6/6/2013		$32.61
902	6/7/2013		$32.24
903	6/10/2013		$38.70
904	6/11/2013		$32.89
905	6/12/2013		$32.39
906	6/13/2013		$32.92
907	6/14/2013		$31.63
908	6/17/2013		$39.66
909	6/18/2013		$33.85
910	6/19/2013		$32.79
911	6/20/2013		$33.98

NG-JNC -3 Figure 13 Data

Column	A	B	C
Line #	Date	Algonquin city-gates ($/MMBtu)	Boston Day Ahead ($/MWh)
912	6/21/2013	[redacted]	$35.81
913	6/24/2013		$49.70
914	6/25/2013		$62.07
915	6/26/2013		$52.42
916	6/27/2013		$36.55
917	6/28/2013		$33.21
918	7/1/2013		$43.96
919	7/2/2013		$37.19
920	7/3/2013		$40.97
921	7/5/2013		$50.51
922	7/8/2013		$58.40
923	7/9/2013		$48.34
924	7/10/2013		$48.64
925	7/11/2013		$44.84
926	7/12/2013		$36.16
927	7/15/2013		$63.25
928	7/16/2013		$94.77
929	7/17/2013		$101.33
930	7/18/2013		$105.06
931	7/19/2013		$113.42
932	7/22/2013		$47.01
933	7/23/2013		$43.75
934	7/24/2013		$46.03
935	7/25/2013		$35.88
936	7/26/2013		$33.29
937	7/29/2013		$42.15
938	7/30/2013		$34.07
939	7/31/2013		$36.10
940	8/1/2013		$33.58
941	8/2/2013		$33.66
942	8/5/2013		$29.19
943	8/6/2013		$28.23
944	8/7/2013		$30.55
945	8/8/2013		$35.39
946	8/9/2013		$38.57

NG-JNC -3 Figure 13 Data

Column	A	B	C
Line #	Date	Algonquin city-gates ($/MMBtu)	Boston Day Ahead ($/MWh)
947	8/12/2013	[redacted]	$41.64
948	8/13/2013		$39.10
949	8/14/2013		$31.02
950	8/15/2013		$29.43
951	8/16/2013		$29.34
952	8/19/2013		$34.58
953	8/20/2013		$41.51
954	8/21/2013		$43.82
955	8/22/2013		$43.56
956	8/23/2013		$36.29
957	8/26/2013		$38.84
958	8/27/2013		$47.22
959	8/28/2013		$39.95
960	8/29/2013		$37.20
961	8/30/2013		$37.53
962	9/3/2013		$49.06
963	9/4/2013		$37.57
964	9/5/2013		$32.97
965	9/6/2013		$30.68
966	9/9/2013		$35.98
967	9/10/2013		$47.98
968	9/11/2013		$70.81
969	9/12/2013		$56.66
970	9/13/2013		$34.82
971	9/16/2013		$40.27
972	9/17/2013		$39.10
973	9/18/2013		$34.51
974	9/19/2013		$42.10
975	9/20/2013		$38.56
976	9/23/2013		$34.54
977	9/24/2013		$32.91
978	9/25/2013		$38.42
979	9/26/2013		$32.14
980	9/27/2013		$29.80
981	9/30/2013		$34.10

NG-JNC -3 Figure 13 Data

Column	A	B	C
Line #	Date	Algonquin city-gates ($/MMBtu)	Boston Day Ahead ($/MWh)
982	10/1/2013	[redacted]	$34.89
983	10/2/2013		$36.51
984	10/3/2013		$37.53
985	10/4/2013		$36.79
986	10/7/2013		$38.56
987	10/8/2013		$29.60
988	10/9/2013		$35.00
989	10/10/2013		$29.20
990	10/11/2013		$31.22
991	10/14/2013		$31.54
992	10/15/2013		$32.66
993	10/16/2013		$36.03
994	10/17/2013		$40.39
995	10/18/2013		$32.84
996	10/21/2013		$36.83
997	10/22/2013		$32.48
998	10/23/2013		$35.09
999	10/24/2013		$35.12
1000	10/25/2013		$36.43
1001	10/28/2013		$35.20
1002	10/29/2013		$38.48
1003	10/30/2013		$38.39
1004	10/31/2013		$37.72
1005	11/1/2013		$38.16
1006	11/4/2013		$38.44
1007	11/5/2013		$32.70
1008	11/6/2013		$33.01
1009	11/7/2013		$30.63
1010	11/8/2013		$36.28
1011	11/11/2013		$36.31
1012	11/12/2013		$56.36
1013	11/13/2013		$62.73
1014	11/14/2013		$38.02
1015	11/15/2013		$36.29
1016	11/18/2013		$32.83

NG-JNC -3 Figure 13 Data

Column	A	B	C
Line #	Date	Algonquin city-gates ($/MMBtu)	Boston Day Ahead ($/MWh)
1017	11/19/2013	[redacted]	$40.11
1018	11/20/2013		$44.89
1019	11/21/2013		$39.42
1020	11/22/2013		$41.26
1021	11/25/2013		$100.22
1022	11/26/2013		$61.68
1023	11/27/2013		$70.84
1024	12/2/2013		$59.19
1025	12/3/2013		$42.47
1026	12/4/2013		$40.56
1027	12/5/2013		$41.12
1028	12/6/2013		$40.88
1029	12/9/2013		$78.81
1030	12/10/2013		$114.94
1031	12/11/2013		$147.64
1032	12/12/2013		$158.28
1033	12/13/2013		$190.42
1034	12/16/2013		$214.45
1035	12/18/2013		$167.59
1036	12/19/2013		$101.22
1037	12/20/2013		$81.41
1038	12/23/2013		$38.71
1039	12/24/2013		$60.19
1040	12/26/2013		$64.19
1041	12/27/2013		$76.23
1042	12/30/2013		$74.32
1043	12/31/2013		$164.60
1044	1/2/2014		$177.01
1045	1/3/2014		$223.42
1046	1/6/2014		$141.27
1047	1/7/2014		$213.98
1048	1/8/2014		$208.50
1049	1/9/2014		$173.13
1050	1/10/2014		$93.20
1051	1/13/2014		$45.43

NG-JNC -3 Figure 13 Data

Column	A	B	C
Line #	Date	Algonquin city-gates ($/MMBtu)	Boston Day Ahead ($/MWh)
1052	1/14/2014	[redacted]	$46.84
1053	1/15/2014		$54.03
1054	1/16/2014		$56.88
1055	1/17/2014		$55.77
1056	1/21/2014		$201.18
1057	1/22/2014		$270.98
1058	1/23/2014		$406.38
1059	1/24/2014		$321.70
1060	1/27/2014		$297.47
1061	1/28/2014		$354.97
1062	1/29/2014		$244.14
1063	1/30/2014		$151.08
1064	1/31/2014		$137.55
1065	2/3/2014		$85.74
1066	2/4/2014		$91.98
1067	2/5/2014		$151.90
1068	2/6/2014		$202.07
1069	2/10/2014		$192.90
1070	2/11/2014		$202.84
1071	2/12/2014		$185.77
1072	2/13/2014		$141.08
1073	2/14/2014		$146.24
1074	2/18/2014		$157.60
1075	2/19/2014		$115.80
1076	2/20/2014		$129.87
1077	2/21/2014		$115.83
1078	2/24/2014		$186.45
1079	2/25/2014		$215.35
1080	2/26/2014		$197.40
1081	2/27/2014		$210.44
1082	2/28/2014		$228.32
1083	3/3/2014		$227.60
1084	3/4/2014		$229.35
1085	3/5/2014		$243.30
1086	3/6/2014		$209.82

NG-JNC -3 Figure 13 Data

Column	A	B	C
Line #	Date	Algonquin city-gates ($/MMBtu)	Boston Day Ahead ($/MWh)
1087	3/7/2014	[redacted]	$134.73
1088	3/10/2014		$156.28
1089	3/11/2014		$64.21
1090	3/12/2014		$58.93
1091	3/13/2014		$131.06
1092	3/14/2014		$112.06
1093	3/17/2014		$145.91
1094	3/18/2014		$140.98
1095	3/19/2014		$57.28
1096	3/20/2014		$49.38
1097	3/21/2014		$46.33
1098	3/24/2014		$103.07
1099	3/25/2014		$95.14
1100	3/26/2014		$107.08
1101	3/27/2014		$72.67
1102	3/28/2014		$42.44
1103	3/31/2014		$54.35
1104	4/1/2014		$56.92
1105	4/2/2014		$47.63
1106	4/3/2014		$45.14
1107	4/4/2014		$45.04
1108	4/7/2014		$57.24
1109	4/8/2014		$44.40
1110	4/9/2014		$47.64
1111	4/10/2014		$47.00
1112	4/11/2014		$41.63
1113	4/14/2014		$45.00
1114	4/15/2014		$47.55
1115	4/16/2014		$54.53
1116	4/17/2014		$50.71
1117	4/21/2014		$42.21
1118	4/22/2014		$47.30
1119	4/23/2014		$47.12
1120	4/24/2014		$48.58
1121	4/25/2014		$48.58

NG-JNC -3 Figure 13 Data

Column	A	B	C
Line #	Date	Algonquin city-gates ($/MMBtu)	Boston Day Ahead ($/MWh)
1122	4/28/2014	[redacted]	$47.33
1123	4/29/2014		$48.35
1124	4/30/2014		$47.50
1125	5/1/2014		$43.14
1126	5/2/2014		$40.18
1127	5/5/2014		$43.40
1128	5/6/2014		$40.74
1129	5/7/2014		$40.19
1130	5/8/2014		$36.22
1131	5/9/2014		$37.14
1132	5/12/2014		$45.66
1133	5/13/2014		$40.50
1134	5/14/2014		$42.64
1135	5/15/2014		$44.73
1136	5/16/2014		$41.52
1137	5/19/2014		$35.71
1138	5/20/2014		$32.04
1139	5/21/2014		$32.43
1140	5/22/2014		$34.79
1141	5/23/2014		$33.76
1142	5/27/2014		$45.02
1143	5/28/2014		$38.10
1144	5/29/2014		$34.95
1145	5/30/2014		$35.86
1146	6/2/2014		$38.67
1147	6/3/2014		$42.42
1148	6/4/2014		$35.40
1149	6/5/2014		$35.70
1150	6/6/2014		$34.75
1151	6/9/2014		$34.41
1152	6/10/2014		$36.08
1153	6/11/2014		$37.21
1154	6/12/2014		$39.14
1155	6/13/2014		$34.71
1156	6/16/2014		$40.25

NG-JNC -3 Figure 13 Data

Column	A	B	C
Line #	Date	Algonquin city-gates ($/MMBtu)	Boston Day Ahead ($/MWh)
1157	6/17/2014	[redacted]	$47.87
1158	6/18/2014		$56.39
1159	6/19/2014		$46.39
1160	6/20/2014		$38.77
1161	6/23/2014		$35.51
1162	6/24/2014		$41.76
1163	6/25/2014		$45.17
1164	6/26/2014		$46.05
1165	6/27/2014		$37.70
1166	6/30/2014		$43.56
1167	7/1/2014		$58.65
1168	7/2/2014		$56.94
1169	7/3/2014		$49.22
1170	7/7/2014		$44.47
1171	7/8/2014		$53.10
1172	7/9/2014		$45.77
1173	7/10/2014		$36.91
1174	7/11/2014		$34.77
1175	7/14/2014		$45.72
1176	7/15/2014		$48.79
1177	7/16/2014		$36.68
1178	7/17/2014		$38.45
1179	7/18/2014		$33.57
1180	7/21/2014		$30.85
1181	7/22/2014		$43.12
1182	7/23/2014		$46.47
1183	7/24/2014		$42.71
1184	7/25/2014		$32.08
1185	7/28/2014		$40.21
1186	7/29/2014		$32.09
1187	7/30/2014		$31.26
1188	7/31/2014		$31.06
1189	8/1/2014		$30.98
1190	8/4/2014		$32.79
1191	8/5/2014		$36.31

NG-JNC -3 Figure 13 Data

Column	A	B	C
Line #	Date	Algonquin city-gates ($/MMBtu)	Boston Day Ahead ($/MWh)
1192	8/6/2014	[redacted]	$33.44
1193	8/7/2014		$30.52
1194	8/8/2014		$33.70
1195	8/11/2014		$36.56
1196	8/12/2014		$33.89
1197	8/13/2014		$30.06
1198	8/14/2014		$28.66
1199	8/15/2014		$24.61
1200	8/18/2014		$28.98
1201	8/19/2014		$30.06
1202	8/20/2014		$32.74
1203	8/21/2014		$30.40
1204	8/22/2014		$26.04
1205	8/25/2014		$33.15
1206	8/26/2014		$41.16
1207	8/27/2014		$51.87
1208	8/28/2014		$35.77
1209	8/29/2014		$28.43
1210	9/2/2014		$53.27
1211	9/3/2014		$48.71
1212	9/4/2014		$44.36
1213	9/5/2014		$46.52
1214	9/8/2014		$31.23
1215	9/9/2014		$27.30
1216	9/10/2014		$33.24
1217	9/11/2014		$41.96
1218	9/12/2014		$29.06
1219	9/15/2014		$25.94
1220	9/16/2014		$27.14
1221	9/17/2014		$29.52
1222	9/18/2014		$30.18
1223	9/19/2014		$29.07
1224	9/22/2014		$36.23
1225	9/23/2014		$30.45
1226	9/24/2014		$40.42

NG-JNC -3 Figure 13 Data

Column	A	B	C
Line #	Date	Algonquin city-gates ($/MMBtu)	Boston Day Ahead ($/MWh)
1227	9/25/2014	[redacted]	$41.61
1228	9/26/2014		$41.02
1229	9/29/2014		$37.03
1230	9/30/2014		$40.83
1231	10/1/2014		$40.98
1232	10/2/2014		$39.47
1233	10/3/2014		$35.33
1234	10/7/2014		$34.11
1235	10/8/2014		$30.50
1236	10/9/2014		$31.59
1237	10/10/2014		$25.70
1238	10/13/2014		$34.34
1239	10/14/2014		$41.79
1240	10/15/2014		$52.89
1241	10/16/2014		$36.55
1242	10/17/2014		$39.97
1243	10/20/2014		$42.58
1244	10/21/2014		$38.82
1245	10/22/2014		$26.95
1246	10/23/2014		$33.22
1247	10/24/2014		$30.75
1248	10/27/2014		$30.90
1249	10/28/2014		$29.39
1250	10/29/2014		$34.63
1251	10/30/2014		$33.44
1252	10/31/2014		$34.56
1253	11/3/2014		$64.67
1254	11/4/2014		$48.61
1255	11/5/2014		$38.25
1256	11/6/2014		$37.93
1257	11/7/2014		$54.98
1258	11/10/2014		$53.65
1259	11/11/2014		$46.01
1260	11/12/2014		$45.35
1261	11/13/2014		$53.08

NG-JNC -3 Figure 13 Data

Column	A	B	C
Line #	Date	Algonquin city-gates ($/MMBtu)	Boston Day Ahead ($/MWh)
1262	11/14/2014	[redacted]	$62.23
1263	11/17/2014		$58.06
1264	11/18/2014		$61.43
1265	11/19/2014		$62.60
1266	11/20/2014		$49.45
1267	11/21/2014		$45.70
1268	11/24/2014		$38.24
1269	11/25/2014		$33.73
1270	11/26/2014		$51.18
1271	12/1/2014		$40.07
1272	12/2/2014		$41.19
1273	12/3/2014		$33.18
1274	12/4/2014		$48.01
1275	12/5/2014		$49.74
1276	12/8/2014		$71.45
1277	12/9/2014		$49.01
1278	12/10/2014		$54.42
1279	12/11/2014		$64.24
1280	12/12/2014		$54.77
1281	12/15/2014		$43.87
1282	12/16/2014		$41.07
1283	12/17/2014		$35.63
1284	12/18/2014		$36.09
1285	12/19/2014		$46.60
1286	12/22/2014		$46.87
1287	12/23/2014		$31.76
1288	12/24/2014		$20.48
1289	12/29/2014		$40.60
1290	12/30/2014		$65.42
1291	12/31/2014		$58.17
1292	1/2/2015		$51.42
1293	1/5/2015		$51.13
1294	1/6/2015		$70.26
1295	1/7/2015		$99.59
1296	1/8/2015		$110.33

NG-JNC -3 Figure 13 Data

Column	A	B	C
Line #	Date	Algonquin city-gates ($/MMBtu)	Boston Day Ahead ($/MWh)
1297	1/9/2015	[redacted]	$82.90
1298	1/12/2015		$82.93
1299	1/13/2015		$96.72
1300	1/14/2015		$94.49
1301	1/15/2015		$94.76
1302	1/16/2015		$93.99
1303	1/20/2015		$58.01
1304	1/21/2015		$63.20
1305	1/22/2015		$55.19
1306	1/23/2015		$50.07
1307	1/26/2015		$77.07
1308	1/27/2015		$74.74
1309	1/28/2015		$77.78
1310	1/29/2015		$74.08
1311	1/30/2015		$79.68
1312	2/2/2015		$101.12
1313	2/3/2015		$91.65
1314	2/4/2015		$67.29
1315	2/5/2015		$85.00
1316	2/6/2015		$95.65
1317	2/9/2015		$78.38
1318	2/10/2015		$93.79
1319	2/11/2015		$115.99
1320	2/12/2015		$129.14
1321	2/13/2015		$127.70
1322	2/17/2015		$154.94
1323	2/18/2015		$150.76
1324	2/19/2015		$144.27
1325	2/20/2015		$142.78
1326	2/23/2015		$141.54
1327	2/24/2015		$194.09
1328	2/25/2015		$162.34
1329	2/26/2015		$177.51
1330	2/27/2015		$158.25
1331	3/2/2015		$120.66

NG-JNC -3 Figure 13 Data

Column	A	B	C
Line #	Date	Algonquin city-gates ($/MMBtu)	Boston Day Ahead ($/MWh)
1332	3/3/2015	[redacted]	$121.96
1333	3/4/2015		$60.16
1334	3/5/2015		$100.85
1335	3/6/2015		$113.84
1336	3/9/2015		$61.87
1337	3/10/2015		$41.81
1338	3/11/2015		$31.84
1339	3/12/2015		$42.52
1340	3/13/2015		$46.69
1341	3/16/2015		$33.82
1342	3/17/2015		$42.48
1343	3/18/2015		$86.74
1344	3/19/2015		$88.23
1345	3/20/2015		$73.10
1346	3/23/2015		$91.73
1347	3/24/2015		$67.46
1348	3/25/2015		$42.68
1349	3/26/2015		$32.92
1350	3/27/2015		$36.87
1351	3/30/2015		$53.81
1352	3/31/2015		$51.08
1353	4/1/2015		$44.55
1354	4/2/2015		$27.82
1355	4/6/2015		$26.97
1356	4/7/2015		$36.37
1357	4/8/2015		$51.71
1358	4/9/2015		$38.27
1359	4/10/2015		$31.47
1360	4/13/2015		$22.95
1361	4/14/2015		$24.53
1362	4/15/2015		$23.49
1363	4/16/2015		$25.36
1364	4/17/2015		$22.18
1365	4/20/2015		$30.33
1366	4/21/2015		$29.72

NG-JNC -3 Figure 13 Data

Column	A	B	C
Line #	Date	Algonquin city-gates ($/MMBtu)	Boston Day Ahead ($/MWh)
1367	4/22/2015	[redacted]	$31.79
1368	4/23/2015		$32.89
1369	4/24/2015		$38.33
1370	4/27/2015		$26.63
1371	4/28/2015		$27.85
1372	4/29/2015		$26.04
1373	4/30/2015		$23.14
1374	5/1/2015		$21.36
1375	5/4/2015		$26.99
1376	5/5/2015		$25.78
1377	5/6/2015		$21.69
1378	5/7/2015		$24.99
1379	5/8/2015		$28.86
1380	5/11/2015		$33.85
1381	5/12/2015		$31.06
1382	5/13/2015		$22.24
1383	5/14/2015		$24.46
1384	5/15/2015		$22.49
1385	5/18/2015		$28.29
1386	5/19/2015		$26.01
1387	5/20/2015		$23.61
1388	5/21/2015		$24.16
1389	5/22/2015		$25.70
1390	5/26/2015		$34.83
1391	5/27/2015		$36.60
1392	5/28/2015		$32.18
1393	5/29/2015		$28.50
1394	6/1/2015		$21.55
1395	6/2/2015		$17.55
1396	6/3/2015		$15.61
1397	6/4/2015		$19.03
1398	6/5/2015		$17.29
1399	6/8/2015		$20.01
1400	6/9/2015		$21.89
1401	6/10/2015		$26.69

NG-JNC -3 Figure 13 Data

Column	A	B	C
Line #	Date	Algonquin city-gates ($/MMBtu)	Boston Day Ahead ($/MWh)
1402	6/11/2015	[redacted]	$28.33
1403	6/12/2015		$27.80
1404	6/15/2015		$21.75
1405	6/16/2015		$26.06
1406	6/17/2015		$23.57
1407	6/18/2015		$20.04
1408	6/19/2015		$22.56
1409	6/22/2015		$29.72
1410	6/23/2015		$29.07
1411	6/24/2015		$25.20
1412	6/25/2015		$22.14
1413	6/26/2015		$22.54
1414	6/29/2015		$19.19
1415	6/30/2015		$24.92
1416	7/1/2015		$19.62
1417	7/2/2015		$17.04
1418	7/6/2015		$19.65
1419	7/7/2015		$25.56
1420	7/8/2015		$31.05
1421	7/9/2015		$21.47
1422	7/10/2015		$24.70
1423	7/13/2015		$30.77
1424	7/14/2015		$27.23
1425	7/15/2015		$27.43
1426	7/16/2015		$23.23
1427	7/17/2015		$22.86
1428	7/20/2015		$48.91
1429	7/21/2015		$46.74
1430	7/22/2015		$26.72
1431	7/23/2015		$22.57
1432	7/24/2015		$20.24
1433	7/27/2015		$35.17
1434	7/28/2015		$39.75
1435	7/29/2015		$48.81
1436	7/30/2015		$43.03

NG-JNC -3 Figure 13 Data

Column	A	B	C
Line #	Date	Algonquin city-gates ($/MMBtu)	Boston Day Ahead ($/MWh)
1437	7/31/2015	[redacted]	$28.91
1438	8/3/2015		$32.13
1439	8/4/2015		$33.48
1440	8/5/2015		$26.04
1441	8/6/2015		$23.06
1442	8/7/2015		$22.09
1443	8/10/2015		$25.47
1444	8/11/2015		$23.03
1445	8/12/2015		$26.26
1446	8/13/2015		$24.65
1447	8/14/2015		$29.26
1448	8/17/2015		$52.29
1449	8/18/2015		$43.48
1450	8/19/2015		$35.78
1451	8/20/2015		$35.89
1452	8/21/2015		$34.51
1453	8/24/2015		$35.93
1454	8/25/2015		$36.27
1455	8/26/2015		$37.81
1456	8/27/2015		$30.42
1457	8/28/2015		$26.16
1458	8/31/2015		$44.18
1459	9/1/2015		$45.49
1460	9/2/2015		$46.50
1461	9/3/2015		$52.30
1462	9/4/2015		$28.48
1463	9/8/2015		$85.31
1464	9/9/2015		$58.18
1465	9/10/2015		$47.82
1466	9/11/2015		$38.69
1467	9/14/2015		$37.86
1468	9/15/2015		$24.15
1469	9/16/2015		$26.46
1470	9/17/2015		$32.77
1471	9/18/2015		$43.26

NG-JNC -3 Figure 13 Data

Column	A	B	C
Line #	Date	Algonquin city-gates ($/MMBtu)	Boston Day Ahead ($/MWh)
1472	9/21/2015	[redacted]	$24.96
1473	9/22/2015		$27.08
1474	9/23/2015		$31.85
1475	9/24/2015		$22.87
1476	9/25/2015		$24.20
1477	9/28/2015		$24.02
1478	9/29/2015		$31.10
1479	9/30/2015		$27.98
1480	10/1/2015		$22.72
1481	10/2/2015		$23.43
1482	10/5/2015		$33.92
1483	10/6/2015		$33.59
1484	10/7/2015		$35.70
1485	10/8/2015		$30.59
1486	10/9/2015		$33.02
1487	10/12/2015		$31.18
1488	10/13/2015		$34.31
1489	10/14/2015		$32.61
1490	10/15/2015		$36.48
1491	10/16/2015		$31.32
1492	10/19/2015		$63.68
1493	10/20/2015		$55.60
1494	10/21/2015		$38.67
1495	10/22/2015		$39.15
1496	10/23/2015		$42.36
1497	10/26/2015		$47.21
1498	10/27/2015		$46.91
1499	10/28/2015		$51.17
1500	10/29/2015		$48.69
1501	10/30/2015		$47.46
1502	11/2/2015		$46.18
1503	11/3/2015		$44.64
1504	11/4/2015		$41.32
1505	11/5/2015		$35.97
1506	11/6/2015		$31.77

NG-JNC -3 Figure 13 Data

Column	A	B	C
Line #	**Date**	**Algonquin city-gates ($/MMBtu)**	**Boston Day Ahead ($/MWh)**
1507	11/9/2015		$48.81
1508	11/10/2015		$29.31
1509	11/11/2015		$31.80
1510	11/12/2015		$31.30
1511	11/13/2015		$28.70
1512	11/16/2015		$31.03
1513	11/17/2015		$29.17
1514	11/18/2015		$24.15
1515	11/19/2015		$24.03

Information Request NEER-1-2

Request:

Refer to NG-JNC-3. Please provide the complete set of GPCM and PROMOD model input files and output files in native format that produce all the results presented in NG-JNC-3.

Response:

Please see the response to Information Request NEER 1-1, including Attachment NEER-1-1(j) which provides the data for all the figures referenced in Exhibits NG-JNC-1 and NG-JNC-3, as well as Attachments NEER-1-1(a) through NEER-1-1(i). The attachments to the responses to Information Requests NEER-1-1, NEER-1-3, NEER-1-4, NEER-1-5, and NEER-1-6 contain the key relevant inputs and outputs from the model that were used for purposes of NG-JNC-3. Below is an outline of our process for developing market prices based on our integrated modeling method, and which describes the types of inputs used in the model and how they are used.

To support the analysis, Black & Veatch leveraged its Energy Market Perspective ("EMP"). The Black & Veatch EMP has been designed to respond to the needs of a wide range of energy industry participants: investors, developers, lenders, utilities and energy users. By carefully considering the multiplicity of factors impacting today's energy markets, the Black & Veatch EMP provides an integrated, iterative analytical process to develop a comprehensive view of the energy industry and how it can evolve in light of multiple dynamic factors, past and current trends in economics, technology, markets and government regulation, among others, and therefore provides a sound framework for decision making.

The EMP provides a world-class energy market benchmark which can be used across a wide range of applications. Critical elements of the EMP include:

- A thoughtful, transparent and internally consistent approach to analyses of the energy markets and the government policies that influence them.
- Incorporation of Black & Veatch's engineering and technical expertise across all key assumptions.
- A view of the markets for generation fuel sources.
- A view of the electric power markets.

The EMP is designed to capture both the broad policy level assumptions and detailed structural market representations to arrive at a consistent market view. From a "top down" perspective, Black & Veatch assesses the current state of energy and environmental policies at both a U.S. and global level to determine their impact on North American energy markets and prices. Black & Veatch also analyzes likely future conditions in world oil and liquefied natural gas markets, as these markets are becoming increasingly linked to U.S. market conditions.

Concurrently, Black & Veatch addresses North American commodity markets with a very detailed "bottom up" approach, using sophisticated structural market models to simulate market participant behavior in terms of rent extraction and new resource development, utilizing model inputs as diverse as power plant capital costs, environmental and regulatory policy, fuel basin exploration and development costs, and projected gas pipeline expansions.

The EMP is underlain by a series of fundamental structural energy market models. Black & Veatch utilizes its Integrated Market Model as a basis for the current industry structure, as well as, a starting point for long-term analysis. In order to arrive at this market view, Black & Veatch draws on a number of commercial data sources and supplements them with its own view on a number of key market drivers, for example, power plant capital costs, environmental and regulatory policy, natural gas finding and development costs, and gas pipeline expansions. Black & Veatch uses this data in a series of vendor-supplied and internally-developed energy market models to arrive at its proprietary market perspective.

As is relevant to this proceeding, from the EMP process, Black & Veatch has developed an independent forecast of the ISO-NE wholesale electricity market. This zonal analysis of this regional market incorporates the results of Black & Veatch's assessment of market-based capacity additions and retirements, the impact of potential greenhouse gas legislation, and the inter-zonal transmission transfer capabilities implicit in the existing transmission system and the new transmission facilities needed to facilitate renewables development.

Black & Veatch's market perspective considers the resource adequacy value of capacity in the market with a "Net Cost of New Entry" process, and to the extent that forecasted energy prices are insufficient to induce reliable levels of generation, Black & Veatch calculates the equivalent of a capacity price forecast that "fills the gap" between energy market net operating revenues and new entrant revenue requirements.

Information Request NEER-1-3

Request:

Refer to NG-JNC-3 at 20-21. Please provide the underlying natural gas price series associated with Figure 10 and Table 2 and for all other regions of the country that are available from the GPCM analysis.

Response:

Black & Veatch's analysis was focused on the regional gas price impact of the proposed gas infrastructure solutions, and its corresponding impact on New England electric market prices. In Attachment NEER-1-3(a), Black & Veatch has provided the relevant monthly average natural gas prices used in this analysis associated with Figure 10 and Table 2. All other gas prices outside of the New England market were not part of the analysis.

Units: 2015$/MMBtu

Base Case

Line #	Date	Algonquin, city-gates	Dracut, MA	Tennessee, Zone 6 Del	Iroquois, Zone 2
1	1/1/2018	$6.29	$5.99	$5.35	$5.43
2	2/1/2018	$6.05	$5.68	$5.07	$5.14
3	3/1/2018	$3.89	$3.78	$3.69	$3.72
4	4/1/2018	$3.24	$3.28	$3.36	$3.32
5	5/1/2018	$3.20	$3.20	$3.30	$3.22
6	6/1/2018	$3.21	$3.21	$3.30	$3.22
7	7/1/2018	$3.37	$3.38	$3.47	$3.41
8	8/1/2018	$3.39	$3.40	$3.49	$3.40
9	9/1/2018	$3.36	$3.37	$3.46	$3.38
10	10/1/2018	$3.40	$3.42	$3.51	$3.45
11	11/1/2018	$3.73	$3.85	$3.41	$3.55
12	12/1/2018	$4.45	$4.40	$3.95	$4.02
13	1/1/2019	$6.83	$6.65	$5.76	$5.78
14	2/1/2019	$7.28	$7.07	$5.48	$5.55
15	3/1/2019	$4.39	$4.40	$4.03	$4.09
16	4/1/2019	$3.69	$3.72	$3.74	$3.70
17	5/1/2019	$3.60	$3.63	$3.65	$3.58
18	6/1/2019	$3.61	$3.63	$3.65	$3.57
19	7/1/2019	$3.78	$3.81	$3.83	$3.79
20	8/1/2019	$3.80	$3.83	$3.85	$3.78
21	9/1/2019	$3.79	$3.82	$3.84	$3.76
22	10/1/2019	$3.82	$3.85	$3.87	$3.82
23	11/1/2019	$4.19	$4.30	$3.90	$4.06
24	12/1/2019	$4.86	$4.84	$4.42	$4.48
25	1/1/2020	$7.37	$6.94	$5.88	$5.88
26	2/1/2020	$6.69	$6.22	$5.15	$5.21
27	3/1/2020	$4.56	$4.55	$4.38	$4.43
28	4/1/2020	$4.01	$4.03	$4.06	$4.01
29	5/1/2020	$3.89	$3.91	$3.94	$3.89
30	6/1/2020	$3.85	$3.88	$3.90	$3.82
31	7/1/2020	$3.88	$3.92	$3.93	$3.89
32	8/1/2020	$3.91	$3.93	$3.96	$3.90
33	9/1/2020	$3.93	$3.95	$3.98	$3.89
34	10/1/2020	$3.97	$4.00	$4.02	$3.98
35	11/1/2020	$4.38	$4.50	$4.07	$4.25
36	12/1/2020	$5.09	$5.06	$4.65	$4.70
37	1/1/2021	$7.88	$7.38	$5.90	$5.90
38	2/1/2021	$8.42	$7.87	$5.66	$5.73
39	3/1/2021	$4.68	$4.66	$4.45	$4.50
40	4/1/2021	$4.04	$4.07	$4.09	$4.07
41	5/1/2021	$3.92	$3.95	$3.97	$3.92
42	6/1/2021	$3.87	$3.90	$3.92	$3.85
43	7/1/2021	$3.89	$3.93	$3.94	$3.90
44	8/1/2021	$3.92	$3.95	$3.96	$3.92
45	9/1/2021	$3.94	$3.97	$3.99	$3.94
46	10/1/2021	$4.01	$4.05	$4.06	$4.02
47	11/1/2021	$4.33	$4.41	$4.12	$4.31
48	12/1/2021	$5.04	$4.94	$4.70	$4.79
49	1/1/2022	$8.61	$7.39	$6.23	$6.23
50	2/1/2022	$9.05	$7.74	$5.95	$6.02
51	3/1/2022	$4.89	$4.81	$4.66	$4.71
52	4/1/2022	$4.23	$4.26	$4.28	$4.27
53	5/1/2022	$4.10	$4.13	$4.15	$4.10
54	6/1/2022	$4.08	$4.11	$4.13	$4.08
55	7/1/2022	$4.11	$4.15	$4.17	$4.12
56	8/1/2022	$4.14	$4.17	$4.19	$4.14

Units: 2015$/MMBtu

Base Case

Line #	Date	Algonquin, city-gates	Dracut, MA	Tennessee, Zone 6 Del	Iroquois, Zone 2
57	9/1/2022	$4.16	$4.18	$4.21	$4.17
58	10/1/2022	$4.24	$4.27	$4.30	$4.25
59	11/1/2022	$4.57	$4.66	$4.32	$4.52
60	12/1/2022	$5.37	$5.26	$4.94	$5.02
61	1/1/2023	$9.40	$7.94	$6.47	$6.47
62	2/1/2023	$9.83	$8.30	$6.24	$6.31
63	3/1/2023	$5.23	$5.13	$4.99	$5.04
64	4/1/2023	$4.48	$4.50	$4.51	$4.53
65	5/1/2023	$4.35	$4.38	$4.41	$4.37
66	6/1/2023	$4.32	$4.35	$4.38	$4.36
67	7/1/2023	$4.38	$4.41	$4.43	$4.39
68	8/1/2023	$4.40	$4.43	$4.46	$4.42
69	9/1/2023	$4.39	$4.43	$4.46	$4.44
70	10/1/2023	$4.50	$4.54	$4.56	$4.53
71	11/1/2023	$4.82	$4.90	$4.62	$4.85
72	12/1/2023	$5.84	$5.64	$5.30	$5.38
73	1/1/2024	$9.87	$8.20	$6.86	$6.86
74	2/1/2024	$9.12	$7.68	$6.16	$6.23
75	3/1/2024	$5.50	$5.37	$5.30	$5.35
76	4/1/2024	$4.73	$4.75	$4.77	$4.81
77	5/1/2024	$4.58	$4.61	$4.64	$4.64
78	6/1/2024	$4.56	$4.58	$4.61	$4.63
79	7/1/2024	$4.63	$4.67	$4.67	$4.67
80	8/1/2024	$4.65	$4.70	$4.69	$4.71
81	9/1/2024	$4.65	$4.68	$4.69	$4.74
82	10/1/2024	$4.74	$4.79	$4.80	$4.81
83	11/1/2024	$5.08	$5.16	$4.89	$5.11
84	12/1/2024	$6.33	$6.03	$5.72	$5.80
85	1/1/2025	$10.72	$8.82	$7.11	$7.11
86	2/1/2025	$10.97	$9.01	$7.05	$7.12
87	3/1/2025	$5.74	$5.61	$5.54	$5.58
88	4/1/2025	$4.93	$4.95	$4.97	$5.03
89	5/1/2025	$4.75	$4.76	$4.82	$4.86
90	6/1/2025	$4.74	$4.77	$4.79	$4.86
91	7/1/2025	$4.83	$4.88	$4.89	$4.91
92	8/1/2025	$4.86	$4.92	$4.93	$4.95
93	9/1/2025	$4.85	$4.89	$4.92	$4.97
94	10/1/2025	$4.96	$5.02	$5.01	$5.04
95	11/1/2025	$5.22	$5.30	$5.07	$5.29
96	12/1/2025	$6.73	$6.41	$5.97	$6.06
97	1/1/2026	$10.96	$9.11	$7.58	$7.58
98	2/1/2026	$11.20	$9.28	$7.57	$7.63
99	3/1/2026	$6.00	$5.84	$5.84	$5.89
100	4/1/2026	$5.16	$5.17	$5.22	$5.27
101	5/1/2026	$4.95	$4.96	$5.02	$5.10
102	6/1/2026	$4.93	$4.95	$4.99	$5.10
103	7/1/2026	$5.02	$5.10	$5.12	$5.15
104	8/1/2026	$5.04	$5.13	$5.14	$5.19
105	9/1/2026	$5.03	$5.07	$5.10	$5.22
106	10/1/2026	$5.12	$5.22	$5.21	$5.29
107	11/1/2026	$5.43	$5.53	$5.29	$5.53
108	12/1/2026	$7.16	$6.74	$6.27	$6.38
109	1/1/2027	$11.28	$9.41	$7.81	$7.81
110	2/1/2027	$11.43	$9.53	$8.09	$8.15
111	3/1/2027	$6.20	$6.04	$6.02	$6.06
112	4/1/2027	$5.31	$5.30	$5.40	$5.46

Units: 2015$/MMBtu

Base Case

Line #	Date	Algonquin, city-gates	Dracut, MA	Tennessee, Zone 6 Del	Iroquois, Zone 2
113	5/1/2027	$5.06	$5.06	$5.15	$5.26
114	6/1/2027	$5.04	$5.04	$5.14	$5.26
115	7/1/2027	$5.25	$5.30	$5.30	$5.32
116	8/1/2027	$5.27	$5.33	$5.33	$5.36
117	9/1/2027	$5.25	$5.30	$5.30	$5.38
118	10/1/2027	$5.32	$5.40	$5.38	$5.45
119	11/1/2027	$5.60	$5.69	$5.47	$5.70
120	12/1/2027	$7.48	$6.93	$6.40	$6.51
121	1/1/2028	$11.45	$9.67	$8.15	$8.15
122	2/1/2028	$11.24	$9.34	$7.75	$7.81
123	3/1/2028	$6.33	$6.14	$6.19	$6.24
124	4/1/2028	$5.42	$5.43	$5.48	$5.54
125	5/1/2028	$5.23	$5.26	$5.28	$5.38
126	6/1/2028	$5.21	$5.24	$5.26	$5.40
127	7/1/2028	$5.27	$5.38	$5.30	$5.43
128	8/1/2028	$5.30	$5.42	$5.33	$5.49
129	9/1/2028	$5.29	$5.40	$5.34	$5.48
130	10/1/2028	$5.34	$5.51	$5.38	$5.57
131	11/1/2028	$5.79	$5.90	$5.73	$6.00
132	12/1/2028	$7.86	$7.23	$6.69	$6.83
133	1/1/2029	$11.76	$10.07	$8.38	$8.39
134	2/1/2029	$11.82	$10.11	$8.90	$8.97
135	3/1/2029	$6.72	$6.49	$6.49	$6.54
136	4/1/2029	$5.70	$5.85	$5.76	$5.89
137	5/1/2029	$5.40	$5.47	$5.44	$5.57
138	6/1/2029	$5.36	$5.48	$5.38	$5.61
139	7/1/2029	$5.39	$5.58	$5.41	$5.70
140	8/1/2029	$5.41	$5.61	$5.42	$5.67
141	9/1/2029	$5.44	$5.65	$5.46	$5.72
142	10/1/2029	$5.51	$5.78	$5.54	$5.85
143	11/1/2029	$6.07	$6.26	$6.09	$6.41
144	12/1/2029	$8.73	$8.00	$7.23	$7.37
145	1/1/2030	$11.99	$10.32	$8.63	$8.65
146	2/1/2030	$12.05	$10.32	$9.12	$9.19
147	3/1/2030	$7.06	$6.79	$6.61	$6.67
148	4/1/2030	$5.77	$5.93	$5.84	$6.02
149	5/1/2030	$5.43	$5.57	$5.47	$5.68
150	6/1/2030	$5.29	$5.52	$5.32	$5.71
151	7/1/2030	$5.31	$5.58	$5.34	$5.81
152	8/1/2030	$5.33	$5.65	$5.34	$5.86
153	9/1/2030	$5.37	$5.67	$5.40	$5.82
154	10/1/2030	$5.45	$5.78	$5.49	$5.95
155	11/1/2030	$6.14	$6.40	$6.10	$6.41
156	12/1/2030	$9.12	$8.15	$7.13	$7.26
157	1/1/2031	$12.35	$10.74	$9.04	$9.08
158	2/1/2031	$12.45	$10.83	$10.12	$10.20
159	3/1/2031	$7.47	$7.13	$6.97	$7.03
160	4/1/2031	$5.99	$6.21	$6.09	$6.35
161	5/1/2031	$5.48	$5.67	$5.54	$5.93
162	6/1/2031	$5.18	$5.43	$5.21	$5.96
163	7/1/2031	$5.20	$5.66	$5.25	$6.06
164	8/1/2031	$5.22	$5.69	$5.26	$6.11
165	9/1/2031	$5.24	$5.61	$5.27	$6.07
166	10/1/2031	$5.33	$5.87	$5.38	$6.22
167	11/1/2031	$6.39	$6.73	$6.50	$6.85
168	12/1/2031	$9.62	$8.60	$7.64	$7.79

Units: 2015$/MMBtu

Base Case

Line #	Date	Algonquin, city-gates	Dracut, MA	Tennessee, Zone 6 Del	Iroquois, Zone 2
169	1/1/2032	$12.77	$11.27	$9.98	$10.06
170	2/1/2032	$12.53	$10.86	$10.00	$10.08
171	3/1/2032	$8.08	$7.65	$7.33	$7.40
172	4/1/2032	$6.16	$6.43	$6.36	$6.65
173	5/1/2032	$5.54	$5.80	$5.62	$6.20
174	6/1/2032	$5.20	$5.54	$5.24	$6.23
175	7/1/2032	$5.23	$5.83	$5.29	$6.32
176	8/1/2032	$5.24	$5.87	$5.30	$6.37
177	9/1/2032	$5.27	$5.67	$5.32	$6.34
178	10/1/2032	$5.37	$6.04	$5.44	$6.52
179	11/1/2032	$6.67	$7.15	$6.87	$7.25
180	12/1/2032	$10.59	$9.29	$8.07	$8.26
181	1/1/2033	$13.28	$11.93	$10.75	$10.90
182	2/1/2033	$13.44	$12.06	$11.92	$12.06
183	3/1/2033	$8.50	$8.16	$7.77	$7.88
184	4/1/2033	$6.26	$6.67	$6.54	$6.90
185	5/1/2033	$5.40	$5.71	$5.46	$6.43
186	6/1/2033	$5.00	$5.39	$5.01	$6.57
187	7/1/2033	$5.03	$5.86	$5.07	$6.60
188	8/1/2033	$5.06	$5.91	$5.10	$6.66
189	9/1/2033	$5.09	$5.75	$5.11	$6.63
190	10/1/2033	$5.21	$6.12	$5.28	$6.83
191	11/1/2033	$6.85	$7.47	$7.31	$7.71
192	12/1/2033	$11.23	$9.83	$8.65	$8.85
193	1/1/2034	$13.76	$12.62	$12.47	$12.69
194	2/1/2034	$13.95	$12.73	$13.00	$13.30
195	3/1/2034	$8.86	$8.53	$8.27	$8.39
196	4/1/2034	$6.25	$6.88	$6.55	$7.33
197	5/1/2034	$5.29	$5.65	$5.35	$6.76
198	6/1/2034	$4.90	$5.30	$4.91	$6.77
199	7/1/2034	$4.93	$5.99	$4.99	$6.92
200	8/1/2034	$4.95	$6.04	$5.00	$6.99
201	9/1/2034	$5.02	$5.89	$5.04	$7.01
202	10/1/2034	$5.17	$6.32	$5.27	$7.25
203	11/1/2034	$7.06	$7.91	$7.56	$8.39
204	12/1/2034	$11.92	$10.54	$9.26	$9.50
205	1/1/2035	$14.97	$14.19	$14.86	$15.20
206	2/1/2035	$15.33	$14.41	$14.74	$15.19
207	3/1/2035	$9.37	$9.05	$8.80	$8.97
208	4/1/2035	$6.44	$7.19	$6.73	$7.94
209	5/1/2035	$5.37	$5.78	$5.41	$7.04
210	6/1/2035	$4.95	$5.40	$4.99	$7.17
211	7/1/2035	$5.01	$6.17	$5.05	$7.20
212	8/1/2035	$5.02	$6.23	$5.07	$7.30
213	9/1/2035	$5.09	$6.18	$5.12	$7.32
214	10/1/2035	$5.27	$6.65	$5.38	$7.84
215	11/1/2035	$7.46	$8.47	$8.18	$9.12
216	12/1/2035	$11.97	$10.92	$9.78	$10.02
217	1/1/2036	$16.76	$16.20	$15.81	$17.37
218	2/1/2036	$14.94	$14.20	$14.76	$15.10
219	3/1/2036	$10.08	$9.70	$9.45	$9.67
220	4/1/2036	$6.56	$7.53	$6.98	$8.65
221	5/1/2036	$5.33	$5.75	$5.40	$7.39
222	6/1/2036	$4.91	$5.58	$4.96	$7.51
223	7/1/2036	$4.99	$6.34	$5.07	$7.56
224	8/1/2036	$5.01	$6.40	$5.09	$7.68

Units: 2015$/MMBtu

Base Case

Line #	Date	Algonquin, city-gates	Dracut, MA	Tennessee, Zone 6 Del	Iroquois, Zone 2
225	9/1/2036	$5.06	$6.41	$5.11	$7.69
226	10/1/2036	$5.27	$6.88	$5.40	$8.29
227	11/1/2036	$7.71	$8.89	$8.64	$9.71
228	12/1/2036	$12.24	$11.32	$10.38	$10.65
229	1/1/2037	$17.41	$16.75	$16.01	$18.13
230	2/1/2037	$17.12	$16.48	$15.84	$16.89
231	3/1/2037	$10.68	$10.39	$10.05	$10.29
232	4/1/2037	$6.86	$8.04	$7.41	$9.27
233	5/1/2037	$5.42	$5.95	$5.52	$7.84
234	6/1/2037	$4.93	$5.75	$4.96	$7.96
235	7/1/2037	$5.05	$6.56	$5.08	$7.94
236	8/1/2037	$5.02	$6.60	$5.08	$8.05
237	9/1/2037	$5.10	$6.61	$5.12	$8.14
238	10/1/2037	$5.31	$7.12	$5.43	$8.79
239	11/1/2037	$7.89	$9.23	$8.89	$10.35
240	12/1/2037	$12.45	$11.69	$10.87	$11.14
241	1/1/2038	$17.81	$17.01	$16.02	$18.71
242	2/1/2038	$17.74	$16.92	$15.92	$17.20
243	3/1/2038	$11.16	$10.90	$10.60	$10.89
244	4/1/2038	$6.93	$8.16	$7.61	$9.81
245	5/1/2038	$5.34	$5.98	$5.45	$8.33
246	6/1/2038	$4.85	$5.86	$4.88	$8.34
247	7/1/2038	$4.95	$6.70	$5.02	$8.33
248	8/1/2038	$4.94	$6.76	$5.02	$8.46
249	9/1/2038	$5.05	$6.70	$5.09	$8.51
250	10/1/2038	$5.25	$7.30	$5.38	$9.09
251	11/1/2038	$8.02	$9.59	$9.20	$10.79
252	12/1/2038	$12.63	$12.10	$11.45	$11.74

Units: 2015$/MMBtu

			With NED only		
Line #	Date	Algonquin, city-gates	Dracut, MA	Tennessee, Zone 6 Del	Iroquois, Zone 2
1	1/1/2018	$6.29	$5.99	$5.39	$5.72
2	2/1/2018	$6.05	$5.68	$5.13	$5.52
3	3/1/2018	$3.89	$3.78	$3.64	$3.73
4	4/1/2018	$3.24	$3.28	$3.25	$3.24
5	5/1/2018	$3.20	$3.20	$3.16	$3.20
6	6/1/2018	$3.21	$3.21	$3.17	$3.21
7	7/1/2018	$3.37	$3.38	$3.34	$3.37
8	8/1/2018	$3.39	$3.40	$3.35	$3.39
9	9/1/2018	$3.36	$3.37	$3.32	$3.36
10	10/1/2018	$3.40	$3.42	$3.37	$3.40
11	11/1/2018	$3.47	$3.55	$3.51	$3.51
12	12/1/2018	$3.96	$4.01	$4.01	$4.01
13	1/1/2019	$5.05	$5.12	$5.12	$5.12
14	2/1/2019	$5.23	$5.30	$5.30	$5.30
15	3/1/2019	$4.00	$4.06	$4.05	$4.05
16	4/1/2019	$3.62	$3.68	$3.66	$3.66
17	5/1/2019	$3.52	$3.58	$3.57	$3.57
18	6/1/2019	$3.53	$3.58	$3.57	$3.57
19	7/1/2019	$3.69	$3.74	$3.74	$3.74
20	8/1/2019	$3.72	$3.77	$3.76	$3.76
21	9/1/2019	$3.72	$3.76	$3.76	$3.76
22	10/1/2019	$3.77	$3.83	$3.82	$3.82
23	11/1/2019	$3.95	$4.04	$4.00	$4.00
24	12/1/2019	$4.41	$4.47	$4.47	$4.47
25	1/1/2020	$5.01	$5.08	$5.08	$5.08
26	2/1/2020	$5.03	$5.09	$5.09	$5.09
27	3/1/2020	$4.28	$4.35	$4.34	$4.34
28	4/1/2020	$3.93	$4.00	$3.98	$3.98
29	5/1/2020	$3.83	$3.89	$3.88	$3.88
30	6/1/2020	$3.77	$3.82	$3.82	$3.82
31	7/1/2020	$3.82	$3.87	$3.87	$3.87
32	8/1/2020	$3.84	$3.89	$3.89	$3.89
33	9/1/2020	$3.87	$3.92	$3.91	$3.91
34	10/1/2020	$3.91	$3.98	$3.96	$3.96
35	11/1/2020	$4.14	$4.24	$4.19	$4.19
36	12/1/2020	$4.60	$4.67	$4.66	$4.66
37	1/1/2021	$5.18	$5.24	$5.24	$5.24
38	2/1/2021	$5.39	$5.46	$5.45	$5.45
39	3/1/2021	$4.31	$4.38	$4.36	$4.36
40	4/1/2021	$3.98	$4.07	$4.02	$4.02
41	5/1/2021	$3.87	$3.93	$3.91	$3.91
42	6/1/2021	$3.80	$3.85	$3.85	$3.85
43	7/1/2021	$3.85	$3.90	$3.90	$3.90
44	8/1/2021	$3.88	$3.93	$3.93	$3.93
45	9/1/2021	$3.89	$3.95	$3.94	$3.94
46	10/1/2021	$3.95	$4.02	$4.00	$4.00
47	11/1/2021	$4.18	$4.28	$4.23	$4.23
48	12/1/2021	$4.65	$4.74	$4.70	$4.70
49	1/1/2022	$5.53	$5.62	$5.59	$5.59
50	2/1/2022	$5.70	$5.79	$5.77	$5.77
51	3/1/2022	$4.50	$4.57	$4.55	$4.55
52	4/1/2022	$4.18	$4.27	$4.23	$4.23
53	5/1/2022	$4.07	$4.13	$4.12	$4.12
54	6/1/2022	$4.02	$4.09	$4.07	$4.07
55	7/1/2022	$4.09	$4.14	$4.14	$4.14
56	8/1/2022	$4.10	$4.17	$4.15	$4.15

Units: 2015$/MMBtu

			With NED only		
		Algonquin, city-		Tennessee, Zone 6	
Line #	Date	gates	Dracut, MA	Del	Iroquois, Zone 2
57	9/1/2022	$4.10	$4.17	$4.15	$4.15
58	10/1/2022	$4.17	$4.25	$4.22	$4.22
59	11/1/2022	$4.38	$4.48	$4.43	$4.43
60	12/1/2022	$4.83	$4.95	$4.89	$4.89
61	1/1/2023	$5.94	$6.04	$6.01	$6.01
62	2/1/2023	$6.02	$6.12	$6.10	$6.10
63	3/1/2023	$4.75	$4.82	$4.81	$4.81
64	4/1/2023	$4.42	$4.52	$4.47	$4.47
65	5/1/2023	$4.29	$4.39	$4.35	$4.35
66	6/1/2023	$4.26	$4.33	$4.32	$4.32
67	7/1/2023	$4.34	$4.41	$4.40	$4.40
68	8/1/2023	$4.35	$4.42	$4.41	$4.41
69	9/1/2023	$4.35	$4.42	$4.41	$4.41
70	10/1/2023	$4.42	$4.52	$4.47	$4.47
71	11/1/2023	$4.61	$4.72	$4.67	$4.67
72	12/1/2023	$5.01	$5.13	$5.07	$5.07
73	1/1/2024	$6.32	$6.42	$6.40	$6.40
74	2/1/2024	$5.86	$5.96	$5.93	$5.93
75	3/1/2024	$4.96	$5.04	$5.02	$5.02
76	4/1/2024	$4.65	$4.76	$4.71	$4.71
77	5/1/2024	$4.54	$4.64	$4.59	$4.59
78	6/1/2024	$4.50	$4.58	$4.56	$4.56
79	7/1/2024	$4.58	$4.66	$4.64	$4.64
80	8/1/2024	$4.59	$4.66	$4.65	$4.65
81	9/1/2024	$4.58	$4.66	$4.64	$4.64
82	10/1/2024	$4.67	$4.78	$4.73	$4.73
83	11/1/2024	$4.83	$4.94	$4.89	$4.89
84	12/1/2024	$5.24	$5.36	$5.30	$5.30
85	1/1/2025	$6.71	$6.82	$6.79	$6.79
86	2/1/2025	$6.63	$6.74	$6.71	$6.71
87	3/1/2025	$5.17	$5.29	$5.23	$5.23
88	4/1/2025	$4.83	$4.94	$4.89	$4.89
89	5/1/2025	$4.73	$4.84	$4.78	$4.78
90	6/1/2025	$4.70	$4.78	$4.76	$4.76
91	7/1/2025	$4.79	$4.88	$4.86	$4.86
92	8/1/2025	$4.79	$4.89	$4.87	$4.87
93	9/1/2025	$4.81	$4.89	$4.87	$4.87
94	10/1/2025	$4.89	$5.00	$4.95	$4.95
95	11/1/2025	$4.99	$5.10	$5.05	$5.05
96	12/1/2025	$5.49	$5.62	$5.56	$5.56
97	1/1/2026	$7.14	$7.26	$7.23	$7.23
98	2/1/2026	$7.22	$7.33	$7.31	$7.31
99	3/1/2026	$5.37	$5.50	$5.44	$5.44
100	4/1/2026	$5.04	$5.15	$5.10	$5.10
101	5/1/2026	$4.92	$5.04	$4.98	$4.98
102	6/1/2026	$4.91	$4.99	$4.97	$4.97
103	7/1/2026	$4.96	$5.06	$5.04	$5.04
104	8/1/2026	$5.00	$5.09	$5.07	$5.07
105	9/1/2026	$5.00	$5.08	$5.06	$5.06
106	10/1/2026	$5.06	$5.18	$5.12	$5.12
107	11/1/2026	$5.15	$5.26	$5.21	$5.21
108	12/1/2026	$5.66	$5.79	$5.73	$5.73
109	1/1/2027	$7.43	$7.55	$7.52	$7.52
110	2/1/2027	$7.58	$7.71	$7.68	$7.68
111	3/1/2027	$5.52	$5.65	$5.59	$5.59
112	4/1/2027	$5.14	$5.26	$5.20	$5.20

Units: 2015$/MMBtu

			With NED only		
Line #	Date	Algonquin, city-gates	Dracut, MA	Tennessee, Zone 6 Del	Iroquois, Zone 2
113	5/1/2027	$5.03	$5.15	$5.09	$5.09
114	6/1/2027	$5.03	$5.11	$5.09	$5.09
115	7/1/2027	$5.16	$5.24	$5.22	$5.22
116	8/1/2027	$5.17	$5.26	$5.23	$5.23
117	9/1/2027	$5.18	$5.26	$5.24	$5.24
118	10/1/2027	$5.25	$5.37	$5.32	$5.32
119	11/1/2027	$5.24	$5.36	$5.30	$5.30
120	12/1/2027	$5.76	$5.89	$5.83	$5.83
121	1/1/2028	$7.95	$8.13	$8.04	$8.04
122	2/1/2028	$7.18	$7.30	$7.27	$7.27
123	3/1/2028	$5.61	$5.74	$5.68	$5.68
124	4/1/2028	$5.26	$5.38	$5.33	$5.33
125	5/1/2028	$5.18	$5.29	$5.24	$5.24
126	6/1/2028	$5.15	$5.24	$5.21	$5.21
127	7/1/2028	$5.23	$5.32	$5.29	$5.29
128	8/1/2028	$5.25	$5.34	$5.32	$5.32
129	9/1/2028	$5.25	$5.34	$5.32	$5.32
130	10/1/2028	$5.33	$5.46	$5.40	$5.40
131	11/1/2028	$5.33	$5.45	$5.40	$5.40
132	12/1/2028	$5.92	$6.06	$6.00	$6.00
133	1/1/2029	$8.32	$8.51	$8.42	$8.42
134	2/1/2029	$8.10	$8.29	$8.20	$8.20
135	3/1/2029	$5.75	$5.89	$5.83	$5.83
136	4/1/2029	$5.47	$5.59	$5.53	$5.53
137	5/1/2029	$5.39	$5.51	$5.45	$5.45
138	6/1/2029	$5.33	$5.43	$5.40	$5.40
139	7/1/2029	$5.39	$5.49	$5.46	$5.46
140	8/1/2029	$5.42	$5.55	$5.49	$5.49
141	9/1/2029	$5.44	$5.53	$5.50	$5.50
142	10/1/2029	$5.50	$5.62	$5.57	$5.57
143	11/1/2029	$5.58	$5.70	$5.64	$5.64
144	12/1/2029	$6.26	$6.39	$6.33	$6.33
145	1/1/2030	$8.57	$8.76	$8.67	$8.67
146	2/1/2030	$8.39	$8.57	$8.49	$8.49
147	3/1/2030	$6.00	$6.13	$6.07	$6.07
148	4/1/2030	$5.58	$5.70	$5.64	$5.64
149	5/1/2030	$5.47	$5.60	$5.54	$5.54
150	6/1/2030	$5.35	$5.45	$5.42	$5.42
151	7/1/2030	$5.44	$5.56	$5.50	$5.50
152	8/1/2030	$5.45	$5.57	$5.51	$5.51
153	9/1/2030	$5.47	$5.57	$5.53	$5.53
154	10/1/2030	$5.56	$5.69	$5.63	$5.63
155	11/1/2030	$5.69	$5.81	$5.76	$5.76
156	12/1/2030	$6.31	$6.45	$6.39	$6.39
157	1/1/2031	$8.87	$9.07	$8.98	$8.98
158	2/1/2031	$9.01	$9.21	$9.12	$9.12
159	3/1/2031	$6.21	$6.35	$6.29	$6.29
160	4/1/2031	$5.75	$5.88	$5.82	$5.82
161	5/1/2031	$5.59	$5.71	$5.65	$5.65
162	6/1/2031	$5.48	$5.57	$5.54	$5.54
163	7/1/2031	$5.53	$5.65	$5.60	$5.60
164	8/1/2031	$5.56	$5.68	$5.62	$5.62
165	9/1/2031	$5.58	$5.69	$5.65	$5.65
166	10/1/2031	$5.68	$5.81	$5.75	$5.75
167	11/1/2031	$5.92	$6.05	$5.99	$5.99
168	12/1/2031	$6.67	$6.82	$6.75	$6.75

Units: 2015$/MMBtu

			With NED only		
Line #	Date	Algonquin, city-gates	Dracut, MA	Tennessee, Zone 6 Del	Iroquois, Zone 2
169	1/1/2032	$9.41	$9.62	$9.52	$9.52
170	2/1/2032	$9.02	$9.21	$9.13	$9.13
171	3/1/2032	$6.53	$6.68	$6.61	$6.61
172	4/1/2032	$5.97	$6.10	$6.04	$6.04
173	5/1/2032	$5.77	$5.90	$5.84	$5.84
174	6/1/2032	$5.60	$5.72	$5.66	$5.66
175	7/1/2032	$5.69	$5.82	$5.76	$5.76
176	8/1/2032	$5.67	$5.80	$5.74	$5.74
177	9/1/2032	$5.70	$5.83	$5.77	$5.77
178	10/1/2032	$5.78	$5.91	$5.85	$5.85
179	11/1/2032	$6.29	$6.42	$6.36	$6.36
180	12/1/2032	$7.01	$7.16	$7.09	$7.09
181	1/1/2033	$9.72	$9.93	$9.83	$9.83
182	2/1/2033	$10.50	$10.73	$10.63	$10.63
183	3/1/2033	$6.92	$7.07	$7.00	$7.00
184	4/1/2033	$6.09	$6.23	$6.17	$6.17
185	5/1/2033	$5.77	$5.90	$5.84	$5.84
186	6/1/2033	$5.45	$5.57	$5.52	$5.52
187	7/1/2033	$5.53	$5.65	$5.59	$5.59
188	8/1/2033	$5.49	$5.62	$5.56	$5.56
189	9/1/2033	$5.54	$5.67	$5.61	$5.61
190	10/1/2033	$5.62	$5.75	$5.69	$5.69
191	11/1/2033	$6.47	$6.61	$6.54	$6.54
192	12/1/2033	$7.43	$7.59	$7.52	$7.52
193	1/1/2034	$10.46	$10.69	$10.58	$10.58
194	2/1/2034	$11.30	$11.55	$11.44	$11.44
195	3/1/2034	$7.37	$7.53	$7.46	$7.46
196	4/1/2034	$6.15	$6.28	$6.22	$6.22
197	5/1/2034	$5.65	$5.77	$5.72	$5.72
198	6/1/2034	$5.37	$5.49	$5.44	$5.44
199	7/1/2034	$5.47	$5.59	$5.53	$5.53
200	8/1/2034	$5.43	$5.55	$5.49	$5.49
201	9/1/2034	$5.48	$5.61	$5.55	$5.55
202	10/1/2034	$5.55	$5.68	$5.62	$5.62
203	11/1/2034	$6.66	$6.80	$6.74	$6.74
204	12/1/2034	$7.99	$8.16	$8.08	$8.08
205	1/1/2035	$11.97	$12.23	$12.12	$12.12
206	2/1/2035	$12.23	$12.49	$12.37	$12.37
207	3/1/2035	$7.83	$8.00	$7.93	$7.93
208	4/1/2035	$6.43	$6.57	$6.50	$6.50
209	5/1/2035	$5.79	$5.92	$5.86	$5.86
210	6/1/2035	$5.46	$5.59	$5.53	$5.53
211	7/1/2035	$5.56	$5.69	$5.63	$5.63
212	8/1/2035	$5.55	$5.67	$5.61	$5.61
213	9/1/2035	$5.59	$5.72	$5.66	$5.66
214	10/1/2035	$5.67	$5.79	$5.73	$5.73
215	11/1/2035	$7.01	$7.16	$7.09	$7.09
216	12/1/2035	$8.58	$8.76	$8.68	$8.68
217	1/1/2036	$13.78	$14.08	$13.94	$13.94
218	2/1/2036	$12.31	$12.57	$12.46	$12.46
219	3/1/2036	$8.36	$8.54	$8.46	$8.46
220	4/1/2036	$6.63	$6.77	$6.70	$6.70
221	5/1/2036	$5.79	$5.92	$5.86	$5.86
222	6/1/2036	$5.47	$5.59	$5.53	$5.53
223	7/1/2036	$5.53	$5.66	$5.60	$5.60
224	8/1/2036	$5.54	$5.66	$5.61	$5.61

Units: 2015$/MMBtu

			With NED only		
Line #	Date	Algonquin, city-gates	Dracut, MA	Tennessee, Zone 6 Del	Iroquois, Zone 2
225	9/1/2036	$5.60	$5.72	$5.66	$5.66
226	10/1/2036	$5.68	$5.81	$5.75	$5.75
227	11/1/2036	$7.25	$7.40	$7.33	$7.33
228	12/1/2036	$9.20	$9.39	$9.30	$9.30
229	1/1/2037	$15.63	$15.96	$15.82	$15.82
230	2/1/2037	$15.30	$15.63	$15.48	$15.48
231	3/1/2037	$8.94	$9.13	$9.04	$9.04
232	4/1/2037	$6.97	$7.11	$7.05	$7.05
233	5/1/2037	$6.03	$6.17	$6.11	$6.11
234	6/1/2037	$5.54	$5.67	$5.61	$5.61
235	7/1/2037	$5.52	$5.65	$5.59	$5.59
236	8/1/2037	$5.59	$5.71	$5.65	$5.65
237	9/1/2037	$5.69	$5.82	$5.76	$5.76
238	10/1/2037	$5.83	$5.96	$5.90	$5.90
239	11/1/2037	$7.49	$7.65	$7.58	$7.58
240	12/1/2037	$9.49	$9.69	$9.60	$9.60
241	1/1/2038	$15.88	$16.22	$16.07	$16.07
242	2/1/2038	$15.69	$16.03	$15.88	$15.88
243	3/1/2038	$9.59	$9.80	$9.71	$9.71
244	4/1/2038	$7.06	$7.21	$7.14	$7.14
245	5/1/2038	$5.99	$6.12	$6.06	$6.06
246	6/1/2038	$5.51	$5.64	$5.58	$5.58
247	7/1/2038	$5.51	$5.64	$5.58	$5.58
248	8/1/2038	$5.57	$5.70	$5.64	$5.64
249	9/1/2038	$5.67	$5.80	$5.74	$5.74
250	10/1/2038	$5.78	$5.91	$5.85	$5.85
251	11/1/2038	$7.62	$7.78	$7.71	$7.71
252	12/1/2038	$10.03	$10.24	$10.15	$10.15

Units: 2015$/MMBtu

				With ANE only	
				Tennessee, Zone 6	
Line #	Date	Algonquin, city-gates	Dracut, MA	Del	Iroquois, Zone 2
1	1/1/2018	$6.29	$5.99	$5.35	$5.43
2	2/1/2018	$6.05	$5.68	$5.07	$5.14
3	3/1/2018	$3.89	$3.78	$3.69	$3.72
4	4/1/2018	$3.24	$3.28	$3.36	$3.32
5	5/1/2018	$3.20	$3.20	$3.30	$3.22
6	6/1/2018	$3.21	$3.21	$3.30	$3.22
7	7/1/2018	$3.37	$3.38	$3.47	$3.41
8	8/1/2018	$3.39	$3.40	$3.49	$3.40
9	9/1/2018	$3.36	$3.37	$3.46	$3.38
10	10/1/2018	$3.40	$3.42	$3.51	$3.45
11	11/1/2018	$3.54	$3.76	$3.41	$3.54
12	12/1/2018	$4.44	$4.35	$3.95	$4.02
13	1/1/2019	$6.83	$6.46	$5.64	$5.78
14	2/1/2019	$7.28	$6.85	$5.44	$5.51
15	3/1/2019	$4.29	$4.22	$3.99	$4.05
16	4/1/2019	$3.69	$3.69	$3.74	$3.70
17	5/1/2019	$3.60	$3.58	$3.64	$3.58
18	6/1/2019	$3.60	$3.58	$3.64	$3.57
19	7/1/2019	$3.78	$3.74	$3.83	$3.78
20	8/1/2019	$3.80	$3.77	$3.85	$3.78
21	9/1/2019	$3.78	$3.76	$3.82	$3.76
22	10/1/2019	$3.82	$3.83	$3.87	$3.82
23	11/1/2019	$4.02	$4.04	$3.90	$4.05
24	12/1/2019	$4.45	$4.44	$4.39	$4.45
25	1/1/2020	$5.74	$5.64	$5.61	$5.88
26	2/1/2020	$5.25	$5.17	$5.15	$5.24
27	3/1/2020	$4.38	$4.44	$4.33	$4.38
28	4/1/2020	$4.01	$4.00	$4.06	$4.01
29	5/1/2020	$3.87	$3.87	$3.91	$3.87
30	6/1/2020	$3.82	$3.82	$3.87	$3.82
31	7/1/2020	$3.88	$3.88	$3.93	$3.89
32	8/1/2020	$3.91	$3.90	$3.95	$3.90
33	9/1/2020	$3.91	$3.91	$3.95	$3.89
34	10/1/2020	$3.96	$3.99	$4.00	$3.96
35	11/1/2020	$4.20	$4.23	$4.07	$4.24
36	12/1/2020	$4.69	$5.04	$4.65	$4.70
37	1/1/2021	$5.46	$5.45	$5.42	$5.90
38	2/1/2021	$5.44	$5.36	$5.34	$5.43
39	3/1/2021	$4.42	$4.36	$4.38	$4.43
40	4/1/2021	$4.02	$4.04	$4.07	$4.07
41	5/1/2021	$3.89	$3.93	$3.94	$3.90
42	6/1/2021	$3.84	$3.85	$3.89	$3.84
43	7/1/2021	$3.89	$3.89	$3.94	$3.89
44	8/1/2021	$3.90	$3.91	$3.95	$3.91
45	9/1/2021	$3.93	$3.94	$3.98	$3.93
46	10/1/2021	$3.97	$4.01	$4.02	$3.98
47	11/1/2021	$4.25	$4.25	$4.12	$4.31
48	12/1/2021	$4.71	$4.76	$4.67	$4.72
49	1/1/2022	$5.29	$5.59	$5.28	$6.06
50	2/1/2022	$5.32	$5.58	$5.26	$5.41
51	3/1/2022	$4.57	$4.57	$4.52	$4.57
52	4/1/2022	$4.19	$4.24	$4.24	$4.25
53	5/1/2022	$4.09	$4.15	$4.14	$4.09
54	6/1/2022	$4.07	$4.08	$4.12	$4.08
55	7/1/2022	$4.11	$4.15	$4.16	$4.11
56	8/1/2022	$4.12	$4.15	$4.17	$4.13

Units: 2015$/MMBtu

				With ANE only	
				Tennessee, Zone 6	
Line #	Date	Algonquin, city-gates	Dracut, MA	Del	Iroquois, Zone 2
57	9/1/2022	$4.15	$4.16	$4.20	$4.15
58	10/1/2022	$4.19	$4.24	$4.24	$4.21
59	11/1/2022	$4.46	$4.50	$4.32	$4.52
60	12/1/2022	$4.90	$4.97	$4.86	$4.90
61	1/1/2023	$5.62	$5.93	$5.62	$6.37
62	2/1/2023	$5.79	$5.92	$5.60	$5.74
63	3/1/2023	$4.81	$4.84	$4.78	$4.86
64	4/1/2023	$4.44	$4.48	$4.49	$4.52
65	5/1/2023	$4.31	$4.38	$4.36	$4.36
66	6/1/2023	$4.29	$4.32	$4.34	$4.35
67	7/1/2023	$4.33	$4.38	$4.38	$4.38
68	8/1/2023	$4.35	$4.40	$4.40	$4.41
69	9/1/2023	$4.37	$4.41	$4.42	$4.43
70	10/1/2023	$4.45	$4.50	$4.51	$4.50
71	11/1/2023	$4.77	$4.75	$4.62	$4.83
72	12/1/2023	$5.08	$5.48	$5.05	$5.14
73	1/1/2024	$6.04	$6.36	$6.02	$6.77
74	2/1/2024	$5.73	$6.02	$5.68	$5.84
75	3/1/2024	$5.02	$5.09	$4.99	$5.08
76	4/1/2024	$4.69	$4.73	$4.74	$4.78
77	5/1/2024	$4.53	$4.62	$4.58	$4.63
78	6/1/2024	$4.52	$4.57	$4.57	$4.63
79	7/1/2024	$4.60	$4.63	$4.65	$4.67
80	8/1/2024	$4.61	$4.66	$4.66	$4.70
81	9/1/2024	$4.60	$4.66	$4.66	$4.72
82	10/1/2024	$4.71	$4.75	$4.77	$4.79
83	11/1/2024	$4.92	$4.95	$4.79	$5.07
84	12/1/2024	$5.24	$5.73	$5.18	$5.39
85	1/1/2025	$6.32	$6.67	$6.31	$7.05
86	2/1/2025	$6.68	$6.66	$6.32	$6.49
87	3/1/2025	$5.20	$5.34	$5.16	$5.30
88	4/1/2025	$4.88	$4.93	$4.94	$5.01
89	5/1/2025	$4.71	$4.80	$4.77	$4.85
90	6/1/2025	$4.74	$4.79	$4.79	$4.86
91	7/1/2025	$4.83	$4.88	$4.89	$4.90
92	8/1/2025	$4.84	$4.90	$4.90	$4.94
93	9/1/2025	$4.82	$4.89	$4.88	$4.96
94	10/1/2025	$4.93	$4.98	$4.99	$5.03
95	11/1/2025	$5.08	$5.12	$4.94	$5.25
96	12/1/2025	$5.60	$6.17	$5.53	$5.71
97	1/1/2026	$6.80	$7.24	$6.78	$7.86
98	2/1/2026	$7.13	$7.11	$6.76	$7.19
99	3/1/2026	$5.40	$5.55	$5.37	$5.54
100	4/1/2026	$5.11	$5.17	$5.16	$5.25
101	5/1/2026	$4.93	$5.03	$4.99	$5.08
102	6/1/2026	$4.94	$4.99	$5.00	$5.09
103	7/1/2026	$5.03	$5.07	$5.10	$5.14
104	8/1/2026	$5.05	$5.09	$5.11	$5.19
105	9/1/2026	$5.04	$5.08	$5.10	$5.20
106	10/1/2026	$5.15	$5.18	$5.21	$5.28
107	11/1/2026	$5.22	$5.29	$5.09	$5.45
108	12/1/2026	$5.74	$6.39	$5.67	$5.90
109	1/1/2027	$7.21	$7.59	$7.20	$8.26
110	2/1/2027	$7.52	$7.50	$7.14	$7.43
111	3/1/2027	$5.51	$5.69	$5.48	$5.69
112	4/1/2027	$5.24	$5.28	$5.27	$5.41

Units: 2015$/MMBtu

			With ANE only		
				Tennessee, Zone 6	
Line #	Date	Algonquin, city-gates	Dracut, MA	Del	Iroquois, Zone 2
113	5/1/2027	$5.07	$5.12	$5.13	$5.22
114	6/1/2027	$5.05	$5.10	$5.11	$5.24
115	7/1/2027	$5.18	$5.24	$5.24	$5.29
116	8/1/2027	$5.22	$5.25	$5.28	$5.34
117	9/1/2027	$5.19	$5.25	$5.26	$5.36
118	10/1/2027	$5.27	$5.35	$5.33	$5.43
119	11/1/2027	$5.35	$5.41	$5.23	$5.59
120	12/1/2027	$5.92	$6.45	$5.85	$6.11
121	1/1/2028	$7.60	$8.04	$7.58	$8.58
122	2/1/2028	$7.16	$7.47	$7.12	$7.29
123	3/1/2028	$5.64	$5.73	$5.61	$5.83
124	4/1/2028	$5.30	$5.35	$5.35	$5.51
125	5/1/2028	$5.15	$5.27	$5.22	$5.31
126	6/1/2028	$5.14	$5.22	$5.20	$5.34
127	7/1/2028	$5.22	$5.31	$5.28	$5.43
128	8/1/2028	$5.25	$5.33	$5.31	$5.49
129	9/1/2028	$5.23	$5.31	$5.29	$5.43
130	10/1/2028	$5.30	$5.42	$5.36	$5.52
131	11/1/2028	$5.44	$5.57	$5.32	$5.80
132	12/1/2028	$6.10	$6.74	$6.02	$6.33
133	1/1/2029	$7.97	$8.59	$7.95	$8.80
134	2/1/2029	$8.33	$8.31	$7.84	$8.05
135	3/1/2029	$5.84	$5.79	$5.81	$6.08
136	4/1/2029	$5.51	$5.57	$5.54	$5.74
137	5/1/2029	$5.35	$5.47	$5.41	$5.57
138	6/1/2029	$5.31	$5.40	$5.38	$5.60
139	7/1/2029	$5.37	$5.51	$5.43	$5.70
140	8/1/2029	$5.38	$5.51	$5.44	$5.69
141	9/1/2029	$5.40	$5.51	$5.47	$5.72
142	10/1/2029	$5.47	$5.59	$5.54	$5.85
143	11/1/2029	$5.63	$5.83	$5.51	$6.09
144	12/1/2029	$6.54	$6.88	$6.46	$6.79
145	1/1/2030	$8.15	$9.21	$8.12	$8.95
146	2/1/2030	$8.70	$8.69	$7.97	$8.19
147	3/1/2030	$6.00	$6.00	$5.97	$6.24
148	4/1/2030	$5.58	$5.68	$5.61	$5.82
149	5/1/2030	$5.39	$5.56	$5.45	$5.65
150	6/1/2030	$5.21	$5.46	$5.28	$5.69
151	7/1/2030	$5.26	$5.53	$5.33	$5.81
152	8/1/2030	$5.28	$5.53	$5.34	$5.85
153	9/1/2030	$5.31	$5.57	$5.38	$5.82
154	10/1/2030	$5.39	$5.65	$5.46	$5.91
155	11/1/2030	$5.70	$5.92	$5.57	$6.27
156	12/1/2030	$6.43	$7.00	$6.35	$6.67
157	1/1/2031	$8.69	$9.68	$8.66	$9.23
158	2/1/2031	$9.34	$9.32	$8.44	$8.68
159	3/1/2031	$6.33	$6.52	$6.29	$6.58
160	4/1/2031	$5.72	$5.86	$5.76	$6.19
161	5/1/2031	$5.45	$5.68	$5.52	$5.93
162	6/1/2031	$5.12	$5.53	$5.18	$5.95
163	7/1/2031	$5.14	$5.64	$5.21	$6.06
164	8/1/2031	$5.18	$5.65	$5.24	$6.11
165	9/1/2031	$5.19	$5.65	$5.25	$6.07
166	10/1/2031	$5.27	$5.74	$5.33	$6.18
167	11/1/2031	$5.84	$6.10	$5.75	$6.77
168	12/1/2031	$6.94	$7.57	$6.86	$7.20

Units: 2015$/MMBtu

			With ANE only		
				Tennessee, Zone 6	
Line #	Date	Algonquin, city-gates	Dracut, MA	Del	Iroquois, Zone 2
169	1/1/2032	$9.49	$10.00	$9.46	$9.94
170	2/1/2032	$8.66	$9.67	$8.61	$8.85
171	3/1/2032	$6.53	$6.79	$6.48	$6.94
172	4/1/2032	$5.91	$6.08	$5.94	$6.50
173	5/1/2032	$5.56	$5.84	$5.63	$6.19
174	6/1/2032	$5.17	$5.63	$5.23	$6.23
175	7/1/2032	$5.19	$5.82	$5.25	$6.32
176	8/1/2032	$5.22	$5.83	$5.28	$6.37
177	9/1/2032	$5.24	$5.81	$5.31	$6.34
178	10/1/2032	$5.34	$5.86	$5.40	$6.49
179	11/1/2032	$6.01	$6.48	$5.93	$7.22
180	12/1/2032	$7.32	$7.32	$7.24	$7.60
181	1/1/2033	$10.09	$10.06	$10.05	$10.35
182	2/1/2033	$10.90	$10.88	$10.04	$10.35
183	3/1/2033	$6.78	$7.11	$6.74	$7.45
184	4/1/2033	$5.90	$6.25	$5.93	$6.89
185	5/1/2033	$5.40	$5.87	$5.46	$6.42
186	6/1/2033	$4.94	$5.51	$5.00	$6.56
187	7/1/2033	$4.97	$5.63	$5.03	$6.59
188	8/1/2033	$5.01	$5.60	$5.08	$6.66
189	9/1/2033	$5.05	$5.65	$5.11	$6.63
190	10/1/2033	$5.15	$5.73	$5.21	$6.82
191	11/1/2033	$6.02	$6.53	$5.94	$7.64
192	12/1/2033	$7.40	$7.64	$7.31	$8.18
193	1/1/2034	$11.09	$10.70	$11.04	$11.38
194	2/1/2034	$11.14	$11.56	$11.06	$11.43
195	3/1/2034	$6.96	$7.59	$6.92	$7.92
196	4/1/2034	$5.85	$6.29	$5.88	$7.29
197	5/1/2034	$5.26	$5.75	$5.33	$6.75
198	6/1/2034	$4.87	$5.43	$4.93	$6.78
199	7/1/2034	$4.89	$5.61	$4.95	$6.92
200	8/1/2034	$4.94	$5.56	$5.00	$6.99
201	9/1/2034	$5.01	$5.59	$5.07	$7.01
202	10/1/2034	$5.12	$5.68	$5.18	$7.26
203	11/1/2034	$6.14	$6.84	$6.06	$8.33
204	12/1/2034	$7.60	$8.18	$7.51	$8.83
205	1/1/2035	$12.06	$12.27	$12.01	$13.86
206	2/1/2035	$12.96	$12.52	$12.87	$13.69
207	3/1/2035	$7.39	$8.02	$7.34	$8.39
208	4/1/2035	$6.04	$6.58	$6.07	$7.83
209	5/1/2035	$5.34	$5.93	$5.41	$7.04
210	6/1/2035	$4.94	$5.61	$5.00	$7.17
211	7/1/2035	$4.97	$5.67	$5.04	$7.20
212	8/1/2035	$4.99	$5.71	$5.06	$7.30
213	9/1/2035	$5.08	$5.73	$5.15	$7.32
214	10/1/2035	$5.19	$5.82	$5.25	$7.83
215	11/1/2035	$6.32	$7.20	$6.25	$9.10
216	12/1/2035	$8.13	$8.79	$8.05	$9.64
217	1/1/2036	$12.76	$14.11	$12.71	$15.92
218	2/1/2036	$12.87	$12.61	$12.79	$13.68
219	3/1/2036	$7.64	$8.63	$7.59	$9.07
220	4/1/2036	$6.12	$6.78	$6.15	$8.45
221	5/1/2036	$5.31	$5.93	$5.38	$7.38
222	6/1/2036	$4.87	$5.61	$4.94	$7.51
223	7/1/2036	$4.91	$5.68	$4.97	$7.56
224	8/1/2036	$4.94	$5.73	$5.00	$7.68

Units: 2015$/MMBtu

				With ANE only	
				Tennessee, Zone 6	
Line #	Date	Algonquin, city-gates	Dracut, MA	Del	Iroquois, Zone 2
225	9/1/2036	$5.03	$5.72	$5.10	$7.69
226	10/1/2036	$5.15	$5.86	$5.20	$8.25
227	11/1/2036	$6.43	$7.44	$6.32	$9.65
228	12/1/2036	$8.43	$9.41	$8.33	$10.08
229	1/1/2037	$13.36	$16.01	$13.30	$17.76
230	2/1/2037	$14.50	$15.67	$13.24	$15.78
231	3/1/2037	$7.99	$9.20	$7.93	$9.91
232	4/1/2037	$6.33	$7.13	$6.37	$9.20
233	5/1/2037	$5.45	$6.21	$5.52	$7.84
234	6/1/2037	$4.89	$5.64	$4.95	$7.96
235	7/1/2037	$4.95	$5.65	$5.00	$7.94
236	8/1/2037	$4.94	$5.71	$5.00	$8.05
237	9/1/2037	$5.09	$5.81	$5.15	$8.14
238	10/1/2037	$5.22	$5.97	$5.25	$8.71
239	11/1/2037	$6.50	$7.69	$6.39	$10.21
240	12/1/2037	$8.95	$9.71	$8.85	$10.68
241	1/1/2038	$13.81	$16.22	$13.76	$18.18
242	2/1/2038	$15.03	$16.08	$13.52	$16.09
243	3/1/2038	$8.23	$9.83	$8.17	$10.47
244	4/1/2038	$6.33	$7.22	$6.37	$9.70
245	5/1/2038	$5.44	$6.14	$5.50	$8.32
246	6/1/2038	$4.82	$5.65	$4.88	$8.34
247	7/1/2038	$4.88	$5.68	$4.93	$8.33
248	8/1/2038	$4.89	$5.73	$4.95	$8.46
249	9/1/2038	$5.02	$5.84	$5.08	$8.50
250	10/1/2038	$5.16	$5.92	$5.19	$9.05
251	11/1/2038	$6.49	$7.77	$6.38	$10.72
252	12/1/2038	$8.98	$10.28	$8.89	$11.25

Units: 2015$/MMBtu

			With Both NED and ANE only		
Line #	Date	Algonquin, city-gates	Dracut, MA	Tennessee, Zone 6 Del	Iroquois, Zone 2
1	1/1/2018	$6.29	$5.99	$5.39	$5.72
2	2/1/2018	$6.05	$5.68	$5.13	$5.52
3	3/1/2018	$3.89	$3.78	$3.64	$3.73
4	4/1/2018	$3.24	$3.28	$3.25	$3.24
5	5/1/2018	$3.20	$3.20	$3.16	$3.20
6	6/1/2018	$3.21	$3.21	$3.17	$3.21
7	7/1/2018	$3.37	$3.38	$3.34	$3.37
8	8/1/2018	$3.39	$3.40	$3.35	$3.39
9	9/1/2018	$3.36	$3.37	$3.32	$3.36
10	10/1/2018	$3.40	$3.42	$3.37	$3.40
11	11/1/2018	$3.46	$3.55	$3.51	$3.47
12	12/1/2018	$3.96	$4.01	$4.01	$3.97
13	1/1/2019	$5.06	$5.12	$5.12	$5.81
14	2/1/2019	$5.21	$5.28	$5.28	$5.22
15	3/1/2019	$4.00	$4.06	$4.05	$4.00
16	4/1/2019	$3.61	$3.67	$3.66	$3.62
17	5/1/2019	$3.52	$3.58	$3.56	$3.52
18	6/1/2019	$3.53	$3.58	$3.57	$3.53
19	7/1/2019	$3.69	$3.74	$3.73	$3.69
20	8/1/2019	$3.72	$3.77	$3.76	$3.72
21	9/1/2019	$3.71	$3.76	$3.76	$3.72
22	10/1/2019	$3.77	$3.83	$3.81	$3.77
23	11/1/2019	$3.92	$4.01	$3.97	$3.92
24	12/1/2019	$4.41	$4.47	$4.47	$4.42
25	1/1/2020	$5.02	$5.08	$5.08	$5.90
26	2/1/2020	$5.02	$5.08	$5.08	$5.03
27	3/1/2020	$4.27	$4.34	$4.32	$4.27
28	4/1/2020	$3.91	$3.99	$3.96	$3.91
29	5/1/2020	$3.80	$3.86	$3.84	$3.84
30	6/1/2020	$3.74	$3.81	$3.79	$3.79
31	7/1/2020	$3.81	$3.87	$3.86	$3.82
32	8/1/2020	$3.83	$3.89	$3.88	$3.84
33	9/1/2020	$3.84	$3.90	$3.88	$3.86
34	10/1/2020	$3.90	$3.97	$3.95	$3.91
35	11/1/2020	$4.10	$4.19	$4.15	$4.10
36	12/1/2020	$4.59	$4.67	$4.65	$4.60
37	1/1/2021	$5.06	$5.13	$5.13	$5.90
38	2/1/2021	$5.28	$5.35	$5.35	$5.29
39	3/1/2021	$4.30	$4.37	$4.36	$4.31
40	4/1/2021	$3.92	$4.01	$3.96	$3.93
41	5/1/2021	$3.80	$3.89	$3.87	$3.85
42	6/1/2021	$3.77	$3.83	$3.81	$3.81
43	7/1/2021	$3.81	$3.87	$3.85	$3.85
44	8/1/2021	$3.83	$3.90	$3.88	$3.88
45	9/1/2021	$3.84	$3.91	$3.89	$3.89
46	10/1/2021	$3.89	$3.98	$3.95	$3.94
47	11/1/2021	$4.14	$4.24	$4.19	$4.14
48	12/1/2021	$4.62	$4.73	$4.68	$4.63
49	1/1/2022	$5.12	$5.20	$5.18	$6.02
50	2/1/2022	$5.34	$5.43	$5.41	$5.42
51	3/1/2022	$4.50	$4.57	$4.55	$4.50
52	4/1/2022	$4.09	$4.19	$4.14	$4.10
53	5/1/2022	$4.00	$4.09	$4.07	$4.04
54	6/1/2022	$3.97	$4.04	$4.02	$4.02
55	7/1/2022	$4.04	$4.11	$4.09	$4.08
56	8/1/2022	$4.05	$4.12	$4.10	$4.09

Units: 2015$/MMBtu

			With Both NED and ANE only		
		Algonquin, city-		Tennessee, Zone 6	
Line #	Date	gates	Dracut, MA	Del	Iroquois, Zone 2
57	9/1/2022	$4.05	$4.13	$4.11	$4.10
58	10/1/2022	$4.09	$4.19	$4.16	$4.14
59	11/1/2022	$4.35	$4.45	$4.41	$4.36
60	12/1/2022	$4.81	$4.92	$4.87	$4.82
61	1/1/2023	$5.34	$5.43	$5.41	$6.36
62	2/1/2023	$5.58	$5.67	$5.65	$5.63
63	3/1/2023	$4.74	$4.81	$4.80	$4.74
64	4/1/2023	$4.33	$4.43	$4.39	$4.35
65	5/1/2023	$4.24	$4.34	$4.32	$4.29
66	6/1/2023	$4.22	$4.29	$4.27	$4.27
67	7/1/2023	$4.27	$4.35	$4.33	$4.35
68	8/1/2023	$4.29	$4.37	$4.36	$4.34
69	9/1/2023	$4.30	$4.37	$4.36	$4.35
70	10/1/2023	$4.35	$4.45	$4.41	$4.39
71	11/1/2023	$4.60	$4.71	$4.66	$4.60
72	12/1/2023	$5.01	$5.12	$5.07	$5.01
73	1/1/2024	$5.60	$5.69	$5.67	$6.65
74	2/1/2024	$5.54	$5.63	$5.61	$5.54
75	3/1/2024	$4.92	$5.03	$4.98	$4.93
76	4/1/2024	$4.58	$4.68	$4.63	$4.62
77	5/1/2024	$4.48	$4.58	$4.56	$4.54
78	6/1/2024	$4.46	$4.53	$4.51	$4.53
79	7/1/2024	$4.50	$4.60	$4.58	$4.58
80	8/1/2024	$4.53	$4.62	$4.60	$4.60
81	9/1/2024	$4.55	$4.63	$4.61	$4.61
82	10/1/2024	$4.60	$4.71	$4.66	$4.66
83	11/1/2024	$4.81	$4.92	$4.87	$4.81
84	12/1/2024	$5.20	$5.32	$5.26	$5.20
85	1/1/2025	$5.86	$5.99	$5.93	$6.87
86	2/1/2025	$6.00	$6.10	$6.07	$6.11
87	3/1/2025	$5.15	$5.27	$5.21	$5.15
88	4/1/2025	$4.77	$4.88	$4.83	$4.82
89	5/1/2025	$4.66	$4.77	$4.73	$4.73
90	6/1/2025	$4.68	$4.76	$4.74	$4.75
91	7/1/2025	$4.75	$4.84	$4.81	$4.81
92	8/1/2025	$4.76	$4.86	$4.83	$4.84
93	9/1/2025	$4.78	$4.86	$4.84	$4.85
94	10/1/2025	$4.83	$4.95	$4.89	$4.89
95	11/1/2025	$4.96	$5.07	$5.02	$4.96
96	12/1/2025	$5.49	$5.62	$5.56	$5.50
97	1/1/2026	$6.10	$6.23	$6.18	$7.47
98	2/1/2026	$6.19	$6.29	$6.27	$6.73
99	3/1/2026	$5.36	$5.49	$5.43	$5.37
100	4/1/2026	$4.99	$5.10	$5.05	$5.05
101	5/1/2026	$4.88	$5.00	$4.94	$4.97
102	6/1/2026	$4.86	$4.95	$4.93	$4.95
103	7/1/2026	$4.95	$5.03	$5.01	$5.03
104	8/1/2026	$4.97	$5.06	$5.03	$5.06
105	9/1/2026	$4.95	$5.05	$5.02	$5.05
106	10/1/2026	$5.03	$5.14	$5.09	$5.11
107	11/1/2026	$5.11	$5.22	$5.17	$5.11
108	12/1/2026	$5.65	$5.78	$5.72	$5.65
109	1/1/2027	$6.44	$6.59	$6.52	$7.94
110	2/1/2027	$6.46	$6.56	$6.54	$7.08
111	3/1/2027	$5.49	$5.62	$5.56	$5.50
112	4/1/2027	$5.11	$5.22	$5.17	$5.16

Units: 2015$/MMBtu

			With Both NED and ANE only		
		Algonquin, city-		Tennessee, Zone 6	
Line #	Date	gates	Dracut, MA	Del	Iroquois, Zone 2
113	5/1/2027	$4.98	$5.09	$5.04	$5.08
114	6/1/2027	$4.97	$5.08	$5.05	$5.08
115	7/1/2027	$5.10	$5.19	$5.16	$5.18
116	8/1/2027	$5.13	$5.22	$5.19	$5.22
117	9/1/2027	$5.14	$5.23	$5.21	$5.22
118	10/1/2027	$5.20	$5.31	$5.26	$5.27
119	11/1/2027	$5.21	$5.33	$5.27	$5.21
120	12/1/2027	$5.75	$5.88	$5.82	$5.75
121	1/1/2028	$6.82	$6.98	$6.91	$8.26
122	2/1/2028	$6.34	$6.48	$6.42	$6.83
123	3/1/2028	$5.51	$5.64	$5.58	$5.52
124	4/1/2028	$5.18	$5.30	$5.24	$5.26
125	5/1/2028	$5.13	$5.24	$5.19	$5.21
126	6/1/2028	$5.10	$5.19	$5.17	$5.22
127	7/1/2028	$5.20	$5.29	$5.26	$5.30
128	8/1/2028	$5.21	$5.30	$5.28	$5.32
129	9/1/2028	$5.20	$5.29	$5.26	$5.31
130	10/1/2028	$5.26	$5.38	$5.33	$5.38
131	11/1/2028	$5.32	$5.44	$5.38	$5.35
132	12/1/2028	$5.78	$5.91	$5.85	$5.78
133	1/1/2029	$7.18	$7.34	$7.26	$8.52
134	2/1/2029	$6.98	$7.14	$7.07	$7.60
135	3/1/2029	$5.65	$5.78	$5.72	$5.67
136	4/1/2029	$5.41	$5.53	$5.47	$5.51
137	5/1/2029	$5.31	$5.43	$5.38	$5.44
138	6/1/2029	$5.27	$5.36	$5.33	$5.43
139	7/1/2029	$5.36	$5.48	$5.42	$5.49
140	8/1/2029	$5.36	$5.48	$5.42	$5.51
141	9/1/2029	$5.36	$5.48	$5.43	$5.52
142	10/1/2029	$5.44	$5.56	$5.50	$5.59
143	11/1/2029	$5.57	$5.70	$5.64	$5.58
144	12/1/2029	$5.88	$6.01	$5.95	$5.89
145	1/1/2030	$7.40	$7.57	$7.49	$8.80
146	2/1/2030	$7.18	$7.34	$7.27	$7.78
147	3/1/2030	$5.84	$5.97	$5.91	$5.90
148	4/1/2030	$5.52	$5.64	$5.58	$5.61
149	5/1/2030	$5.40	$5.52	$5.47	$5.53
150	6/1/2030	$5.31	$5.43	$5.38	$5.49
151	7/1/2030	$5.39	$5.51	$5.46	$5.55
152	8/1/2030	$5.39	$5.51	$5.45	$5.55
153	9/1/2030	$5.42	$5.54	$5.48	$5.59
154	10/1/2030	$5.51	$5.63	$5.57	$5.69
155	11/1/2030	$5.70	$5.83	$5.77	$5.71
156	12/1/2030	$5.93	$6.06	$6.00	$5.99
157	1/1/2031	$7.79	$7.97	$7.89	$9.14
158	2/1/2031	$7.39	$7.56	$7.48	$8.25
159	3/1/2031	$5.90	$6.03	$5.97	$6.01
160	4/1/2031	$5.70	$5.82	$5.76	$5.82
161	5/1/2031	$5.52	$5.65	$5.59	$5.70
162	6/1/2031	$5.43	$5.55	$5.49	$5.69
163	7/1/2031	$5.47	$5.59	$5.53	$5.71
164	8/1/2031	$5.50	$5.62	$5.56	$5.77
165	9/1/2031	$5.54	$5.66	$5.60	$5.77
166	10/1/2031	$5.61	$5.74	$5.68	$5.83
167	11/1/2031	$5.93	$6.06	$6.00	$6.00
168	12/1/2031	$6.08	$6.22	$6.16	$6.22

Units: 2015$/MMBtu

			With Both NED and ANE only		
Line #	Date	Algonquin, city-gates	Dracut, MA	Tennessee, Zone 6 Del	Iroquois, Zone 2
169	1/1/2032	$8.35	$8.53	$8.45	$9.92
170	2/1/2032	$7.46	$7.63	$7.55	$8.20
171	3/1/2032	$6.09	$6.22	$6.16	$6.29
172	4/1/2032	$5.92	$6.05	$5.99	$6.06
173	5/1/2032	$5.72	$5.84	$5.79	$5.92
174	6/1/2032	$5.52	$5.65	$5.59	$5.81
175	7/1/2032	$5.60	$5.73	$5.67	$5.96
176	8/1/2032	$5.59	$5.71	$5.65	$5.90
177	9/1/2032	$5.63	$5.76	$5.70	$5.86
178	10/1/2032	$5.71	$5.84	$5.78	$5.93
179	11/1/2032	$6.13	$6.27	$6.21	$6.21
180	12/1/2032	$6.37	$6.51	$6.45	$6.52
181	1/1/2033	$8.86	$9.06	$8.97	$10.18
182	2/1/2033	$8.51	$8.70	$8.61	$8.99
183	3/1/2033	$6.36	$6.50	$6.44	$6.61
184	4/1/2033	$6.07	$6.20	$6.14	$6.25
185	5/1/2033	$5.71	$5.84	$5.78	$5.94
186	6/1/2033	$5.40	$5.52	$5.46	$5.81
187	7/1/2033	$5.48	$5.61	$5.55	$6.10
188	8/1/2033	$5.46	$5.58	$5.52	$5.91
189	9/1/2033	$5.50	$5.63	$5.57	$5.74
190	10/1/2033	$5.59	$5.72	$5.66	$5.82
191	11/1/2033	$6.21	$6.34	$6.28	$6.30
192	12/1/2033	$6.75	$6.90	$6.83	$6.97
193	1/1/2034	$9.28	$9.49	$9.39	$10.44
194	2/1/2034	$9.21	$9.41	$9.32	$9.55
195	3/1/2034	$6.53	$6.67	$6.61	$6.84
196	4/1/2034	$6.10	$6.23	$6.17	$6.31
197	5/1/2034	$5.57	$5.70	$5.64	$5.81
198	6/1/2034	$5.29	$5.41	$5.35	$5.70
199	7/1/2034	$5.39	$5.51	$5.45	$6.01
200	8/1/2034	$5.39	$5.51	$5.45	$5.86
201	9/1/2034	$5.41	$5.54	$5.48	$5.66
202	10/1/2034	$5.52	$5.64	$5.58	$5.74
203	11/1/2034	$6.37	$6.50	$6.44	$6.46
204	12/1/2034	$7.26	$7.42	$7.35	$7.50
205	1/1/2035	$10.10	$10.32	$10.22	$11.45
206	2/1/2035	$9.95	$10.17	$10.07	$10.54
207	3/1/2035	$6.90	$7.05	$6.98	$7.21
208	4/1/2035	$6.34	$6.48	$6.41	$6.54
209	5/1/2035	$5.74	$5.87	$5.81	$6.00
210	6/1/2035	$5.42	$5.54	$5.48	$5.87
211	7/1/2035	$5.52	$5.65	$5.59	$6.64
212	8/1/2035	$5.52	$5.64	$5.59	$6.07
213	9/1/2035	$5.55	$5.67	$5.61	$5.82
214	10/1/2035	$5.65	$5.78	$5.72	$5.89
215	11/1/2035	$6.59	$6.73	$6.66	$6.72
216	12/1/2035	$7.66	$7.82	$7.75	$7.91
217	1/1/2036	$11.44	$11.68	$11.57	$12.04
218	2/1/2036	$10.04	$10.25	$10.16	$10.48
219	3/1/2036	$7.23	$7.38	$7.31	$7.91
220	4/1/2036	$6.56	$6.70	$6.64	$6.76
221	5/1/2036	$5.75	$5.88	$5.82	$5.99
222	6/1/2036	$5.40	$5.53	$5.47	$5.88
223	7/1/2036	$5.50	$5.62	$5.56	$6.99
224	8/1/2036	$5.52	$5.65	$5.59	$6.08

Units: 2015$/MMBtu

			With Both NED and ANE only		
Line #	Date	Algonquin, city-gates	Dracut, MA	Tennessee, Zone 6 Del	Iroquois, Zone 2
225	9/1/2036	$5.56	$5.68	$5.63	$5.83
226	10/1/2036	$5.66	$5.79	$5.73	$5.88
227	11/1/2036	$6.68	$6.82	$6.76	$6.82
228	12/1/2036	$8.14	$8.31	$8.23	$8.44
229	1/1/2037	$12.94	$13.21	$13.09	$13.55
230	2/1/2037	$12.91	$13.19	$13.07	$13.87
231	3/1/2037	$7.55	$7.71	$7.63	$8.40
232	4/1/2037	$6.85	$7.00	$6.93	$7.04
233	5/1/2037	$5.98	$6.12	$6.05	$6.23
234	6/1/2037	$5.51	$5.63	$5.57	$6.09
235	7/1/2037	$5.52	$5.65	$5.59	$6.98
236	8/1/2037	$5.58	$5.71	$5.65	$6.26
237	9/1/2037	$5.67	$5.80	$5.74	$6.01
238	10/1/2037	$5.84	$5.97	$5.91	$6.06
239	11/1/2037	$6.91	$7.05	$6.98	$7.05
240	12/1/2037	$8.57	$8.75	$8.66	$8.94
241	1/1/2038	$13.43	$13.72	$13.59	$15.95
242	2/1/2038	$13.45	$13.74	$13.61	$14.89
243	3/1/2038	$7.75	$7.92	$7.84	$8.96
244	4/1/2038	$6.96	$7.10	$7.04	$7.15
245	5/1/2038	$6.02	$6.15	$6.09	$6.26
246	6/1/2038	$5.45	$5.57	$5.52	$6.00
247	7/1/2038	$5.47	$5.60	$5.54	$7.20
248	8/1/2038	$5.52	$5.65	$5.59	$6.16
249	9/1/2038	$5.62	$5.75	$5.69	$5.95
250	10/1/2038	$5.78	$5.91	$5.85	$5.99
251	11/1/2038	$7.02	$7.16	$7.10	$7.15
252	12/1/2038	$8.86	$9.05	$8.96	$9.55

Information Request NEER-1-4

Request:

Refer to NG-JNC-3 at 11-12. Please provide a listing of the name of each of the generating units, by year, that is assumed to retire over the time horizon of the analysis.

Response:

In the Black & Veatch report, page 10 discusses several of the known generating units to be retired over the time horizon at this time. Black & Veatch does not provide specific units retired in its models other than announced retirements because these unannounced retirements are based on Black & Veatch's sets of assumptions and may be in conflict with what an owner/utility may believe to be an appropriate date of retirement. In Attachment NEER-1-4(a), Black & Veatch has provided a listing of unit type, by year, retired over the analysis period.

Column	A	B	C	D	E	F	G	H	I	J	K	L	M	N	O	P	Q	R	S	T	U	V	W	X	Z	AA
Line #	**Annual Capacity Retirements (MW)**	**2016**	**2017**	**2018**	**2019**	**2020**	**2021**	**2022**	**2023**	**2024**	**2025**	**2026**	**2027**	**2028**	**2029**	**2030**	**2031**	**2032**	**2033**	**2034**	**2035**	**2036**	**2037**	**2038**	**2039**	**2040**
1	ST - Coal	-	1,123	-	-	-	-	48	-	-	232	-	-	-	-	-	-	-	715	-	-	-	-	-	-	-
2	Nuclear (Existing)	-	-	-	677	-	-	-	-	-	-	-	-	-	-	-	-	-	-	-	876	-	-	-	-	-
3	Nuclear (UC)	-	-	-	-	-	-	-	-	-	-	-	-	-	-	-	-	-	-	-	-	-	-	-	-	-
4	CC - Gas	-	-	-	-	-	-	-	-	-	-	-	-	-	-	-	-	-	-	-	-	-	-	-	-	-
5	CC - Oil & Gas	-	-	-	-	-	-	-	-	-	-	-	-	-	-	-	-	-	-	-	-	-	-	-	-	-
6	CC - Oil	-	-	-	-	-	-	-	-	-	-	-	-	-	-	-	-	-	-	-	-	-	-	-	-	-
7	CT - Gas	-	-	-	-	-	-	-	-	-	-	-	-	-	-	-	-	-	-	-	-	-	-	-	-	-
8	CT - Oil & Gas	-	-	-	-	-	-	-	-	-	-	-	-	-	-	-	-	-	-	-	-	-	-	-	-	-
9	CT - Oil	22	-	-	62	209	-	-	-	-	-	-	-	-	-	-	-	-	-	-	-	-	-	-	-	-
10	IGCC	-	-	-	-	-	-	-	-	-	-	-	-	-	-	-	-	-	-	-	-	-	-	-	-	-
11	Conventional Hydro	-	-	-	-	-	-	-	-	-	-	-	-	-	-	-	-	-	-	-	-	-	-	-	-	-
12	Pumped Storage Hydro	-	-	-	-	-	-	-	-	-	-	-	-	-	-	-	-	-	-	-	-	-	-	-	-	-
13	RPS Hydro	-	-	-	-	-	-	-	-	-	-	-	-	-	-	-	-	-	-	-	-	-	-	-	-	-
14	Wind	-	-	-	-	-	-	-	-	-	-	-	-	-	-	-	-	-	-	-	-	-	-	-	-	-
15	RPS Wind	-	-	-	-	-	-	-	-	-	-	-	-	-	-	-	-	-	-	-	-	-	-	-	-	-
16	Solar	-	-	-	-	-	-	-	-	-	-	-	-	-	-	-	-	-	-	-	-	-	-	-	-	-
17	RPS Solar	-	-	-	-	-	-	-	-	-	-	-	-	-	-	-	-	-	-	-	-	-	-	-	-	-
18	Black Liquor	-	-	-	-	-	-	-	-	-	-	-	-	-	-	-	-	-	-	-	-	-	-	-	-	-
19	Landfill Gas	-	-	-	-	-	-	-	-	-	-	-	-	-	-	-	-	-	-	-	-	-	-	-	-	-
20	MSW	-	-	-	-	-	-	-	-	-	-	-	-	-	-	-	-	-	-	-	-	-	-	-	-	-
21	Non-Wood Biomass	-	-	-	-	-	-	-	-	-	-	-	-	-	-	-	-	-	-	-	-	-	-	-	-	-
22	Wood	-	-	-	-	-	-	-	-	-	-	-	-	-	-	-	-	-	-	-	-	-	-	-	-	-
23	Geothermal	-	-	-	-	-	-	-	-	-	-	-	-	-	-	-	-	-	-	-	-	-	-	-	-	-
24	RPS Geothermal	-	-	-	-	-	-	-	-	-	-	-	-	-	-	-	-	-	-	-	-	-	-	-	-	-
25	ST - Gas	-	-	-	-	-	-	-	-	-	-	-	-	-	-	-	-	-	-	-	-	-	-	-	-	-
26	ST - Oil	-	137	-	-	-	-	-	-	-	-	-	-	-	-	-	-	53	53	-	-	-	-	-	-	118
27	ST - Oil & Gas	-	-	-	-	-	-	-	-	245	-	-	-	-	40	-	-	100	120	-	-	-	-	-	-	-
28	ST - Other	-	-	-	-	-	-	-	-	-	-	-	-	-	-	-	-	-	-	-	-	-	-	-	-	-
29	IC - Gas	-	-	-	-	-	-	-	-	-	-	-	-	-	-	-	-	-	-	-	-	-	-	-	-	-
30	IC - Oil	-	-	-	-	-	-	11	-	-	-	-	-	-	-	-	-	-	-	-	-	-	-	-	-	-
31	Firm Capacity Imports	-	-	-	-	-	-	-	-	-	-	-	-	-	-	-	-	-	-	-	-	-	-	-	-	-
32	Interruptible Loads	-	-	-	-	-	-	-	-	-	-	-	-	-	-	-	-	-	-	-	-	-	-	-	-	-
33	Demand Response	-	-	-	-	-	-	-	-	-	-	-	-	-	-	-	-	-	-	-	-	-	-	-	-	-
34	**Total Retirements (MW)**	**22**	**1,259**	**-**	**740**	**209**	**-**	**59**	**-**	**245**	**232**	**-**	**-**	**-**	**40**	**-**	**-**	**153**	**888**	**-**	**876**	**-**	**-**	**-**	**-**	**118**

Information Request NEER-1-5

Request:

Refer to NG-JNC-3 at 19. Please provide the ISO-NE peak and energy demand forecast data used in the modeling by month, including all workpapers and calculations in fully functional Excel format. Please explain how the ISO-NE peak and energy demand forecasts used in the modeling were developed. Please indicate if the winter and summer peaks are modeled individually by year. In addition, please indicate if an annualized growth rate for all of New England is being used in the modeling as opposed to separating summer and winter peak demands and monthly energy forecasts into separate inputs and then applying escalation rates.

Response:

Attachment NEER-1-1(f) provides the annual peak demand and annual energy for each ISO New England transmission zone. These values were obtained from the 2015 ISO New England Capacity, Energy, Loads, and Transmission ("CELT") report, and the winter and summer peaks are modeled individually by year. Once the forecasts end from the ISO New England CELT report, which is after 10 years, Black & Veatch uses the last four years (years 7-10) of each individual transmission zone's forecasted peak and energy demand to trend the growth forward according to those last four years' growth rate.

http://www.iso-ne.com/system-planning/system-plans-studies/celt

Prepared by or under the supervision of: Joseph Neil Copeland

Information Request NEER-1-6

Request:

Refer to NG-JNC-3 at 11-12. Please provide a listing of each of the electric generation capacity plant additions by capacity amount and technology type that are included in the modeling analysis from 2016-2040 and indicate whether the plant is also capable of burning fuel oil.

Response:

Black & Veatch has provided a summary of the electric generation capacity additions by capacity amount and technology type in the analysis between 2017 and 2040, and indicates whether the plant is capable of burning fuel oil. Please see Attachment NEER-1-6(a).

Column	A	B	C	D	E	F	G	H	I	J	K	L	M	N	O	P	Q	R	S	T	U	V	W	X	Y	Z	AA
Line #	**Category**	**Dual Fuel (Y/N)**	**Area**	**2017**	**2018**	**2019**	**2020**	**2021**	**2022**	**2023**	**2024**	**2025**	**2026**	**2027**	**2028**	**2029**	**2030**	**2031**	**2032**	**2033**	**2034**	**2035**	**2036**	**2037**	**2038**	**2039**	**2040**
1	CC - Gas	N	ISNE - Boston	630	630	630	630	630	630	630	630	630	630	630	630	630	630	630	630	630	630	630	630	630	630	630	630
2	CC - Oil & Gas	Y	ISNE - Connecticut - Southwest	0	805	805	805	805	805	805	805	805	805	805	805	805	805	805	805	805	805	805	805	805	805	805	805
3	CC - Oil & Gas	Y	ISNE - Boston	0	0	0	0	0	0	0	0	0	0	0	0	0	0	0	825	825	825	825	825	825	825	825	825
4	CC - Oil & Gas	Y	ISNE - Massachusetts - Central-Northeast	0	0	0	0	0	0	0	0	0	0	0	0	0	0	0	0	0	825	825	825	825	825	825	825
5	CC - Oil & Gas	Y	ISNE - Connecticut - Norwalk	0	0	0	0	0	0	0	0	0	0	0	0	0	0	0	0	0	0	825	825	825	825	825	825
6	CC - Oil & Gas	Y	ISNE - Boston	0	0	0	0	0	0	0	0	0	0	0	0	0	0	0	0	0	0	0	0	0	0	0	825
7	CT - Gas	N	ISNE - Connecticut - Southwest	0	50	50	50	50	50	50	50	50	50	50	50	50	50	50	50	50	50	50	50	50	50	50	50
8	CT - Gas	N	ISNE - Connecticut - Southwest	0	50	50	50	50	50	50	50	50	50	50	50	50	50	50	50	50	50	50	50	50	50	50	50
9	CT - Oil & Gas	Y	ISNE - Boston	0	97.5	97.5	97.5	97.5	97.5	97.5	97.5	97.5	97.5	97.5	97.5	97.5	97.5	97.5	97.5	97.5	97.5	97.5	97.5	97.5	97.5	97.5	97.5
10	CT - Oil & Gas	Y	ISNE - Boston	0	97.5	97.5	97.5	97.5	97.5	97.5	97.5	97.5	97.5	97.5	97.5	97.5	97.5	97.5	97.5	97.5	97.5	97.5	97.5	97.5	97.5	97.5	97.5
11	RPS Solar	N	ISNE - Vermont	0	0	60	60	60	60	60	60	60	60	60	60	60	80	80	80	100	100	120	200	220	220	220	220
12	RPS Solar	N	ISNE - Maine - Central	0	40	220	300	300	300	300	300	360	360	360	360	360	380	420	420	440	520	580	640	720	780	860	920
13	RPS Solar	N	ISNE - Massachusetts - Western	135	335	535	735	731	728	727	733	740	746	753	760	766	773	780	786	793	800	807	814	820	827	834	841
14	RPS Solar	N	ISNE - Connecticut - Central-Northeast	20	40	60	80	100	120	140	160	180	200	220	240	260	280	300	320	340	360	380	400	420	440	460	480
15	RPS Solar	N	ISNE - Massachusetts - Central-Northeast	40	80	120	140	180	220	260	300	340	380	420	460	500	540	560	600	640	680	720	780	820	860	920	980
16	RPS Solar	N	ISNE - New Hampshire	20	160	200	240	240	240	240	260	260	280	280	280	280	280	300	320	340	360	380	400	420	420	440	440
17	RPS Solar	N	ISNE - Rhode Island	20	40	60	60	80	100	100	120	140	140	160	160	160	180	180	200	200	200	220	220	220	240	240	240
18	RPS Wind	N	ISNE - Massachusetts - Central-Northeast	0	0	0	0	0	0	0	0	0	0	0	0	0	0	20	20	20	20	20	20	20	20	20	20
19	RPS Wind	N	ISNE - Maine - Central	60	60	60	60	100	160	220	320	360	420	520	520	560	620	660	760	780	820	860	860	900	920	960	1020
20	RPS Wind	N	ISNE - New Hampshire	140	140	140	140	160	180	200	200	220	220	240	260	260	280	280	280	280	280	280	280	280	300	300	300
21	RPS Wind	N	ISNE - Vermont	60	60	60	60	120	160	200	240	240	260	260	320	360	360	360	360	360	360	360	360	360	380	380	380
22	Wind	N	ISNE - Connecticut - Central-Northeast	20	20	20	20	20	20	20	20	20	20	20	20	20	20	20	20	20	20	20	20	20	20	20	20

Information Request NEER-1-7

Request:

Refer to NG-JNC-3 at 11-12.

(a) Please describe how fuel-switching behavior for dual-fuel natural gas/fuel-oil fired electricity generation units is accounted for in the modeling analysis including a detailed description of how the modeling analysis determines which fuel will be used by each electric generation unit.

(b) State the basis for your approach to modeling the fuel-switching behavior of electricity generation units.

Response:

(a), (b) – Fundamentally, fuel-switching behavior it is based on cost. In the power market production cost model, generating units that have the ability to burn both natural gas and fuel oil are provided two marginal costs in the dispatch stack. The two marginal costs are based on these two fuels applied against their heat rate plus variable operating costs and emissions. During the hourly dispatch, the production cost model is constantly balancing supply, demand, and transmission with imports, generator maintenance, and generator forced outages to determine which units are the most economical to dispatch and dispatching dual-fuel units based on the lowest-cost fuel option. While fuel switching to fuel oil typically results in low levels of generation, Black & Veatch expects that some dual fuel units will burn fuel oil at some point during the year based on economics. This expectation was verified through the output processing of the results.

Prepared by or under the supervision of: Joseph Neil Copeland

Information Request NEER-1-8

Request:

Refer to NG-JNC-3 at 24-25. Please provide a breakdown of the Annual Benefits and Costs for each case modeled, providing separately costs and benefits on a monthly and monthly on- and off-peak basis for the entire modeling time horizon. Please provide any data included in your response as a fully functional Excel file.

Response:

Please see Attachment NEER-1-8 (HIGHLY SENSITIVE CONFIDENTIAL) which provides for the annual costs and benefits associated with each scenario. Gross monthly electric benefits are provided in Attachment NEER-1-17(a). In this analysis, Black & Veatch estimated the long-term electric benefits on an average monthly basis, and did not analyze the impacts on an on-and-off peak basis.

REDACTED

Nominal$ (MM)

Column	A	B	C	D	E	F	G
		Total Annual Benefits			Total Annual Costs		
Line #	Year	With NED Only	With ANE Only	With Both ANE and NED	With NED Only	With ANE Only	With Both ANE and NED
1	2019	[redacted]					
2	2020						
3	2021						
4	2022						
5	2023						
6	2024						
7	2025						
8	2026						
9	2027						
10	2028						
11	2029						
12	2030						
13	2031						
14	2032						
15	2033						
16	2034						
17	2035						
18	2036						
19	2037						
20	2038						

Information Request NEER-1-9

Request:

Refer to NG-JNC-3 at 15. The B&V Report states at page 15: "New England LDC demand growth combined with the region's increasing dependency on gas-fired generation will require additional interstate gas pipeline capacity during peak winter periods." State the basis for this statement and include in your response all data, analyses, calculations and associated workpapers that support these statements.

Response:

Black & Veatch's analysis of New England LDC demand growth indicates that additional pipeline capacity will be needed to meet growing design day weather conditions. In Massachusetts and Rhode Island, LDCs are required to file long range plans. In each of the most recent long range plan filings, the LDCs have shown continued demand growth which would require incremental pipeline capacity to meet this demand (see, e.g., D.P.U. 13-01, D.P.U. 13-157 (AIM project), and D.P.U. 15-34 (NED project)). As a percentage of total ISO-NE generation, natural gas-fired generation has continued to rise. This lead Black & Veatch to the conclusion that additional gas pipeline capacity with firm gas supplies will be needed during winter periods, when regional gas demand is at its peak.

Numerous studies and analysis have been conducted by independent agencies such as ISO-NE and the New England States Committee on Electricity ("NESCOE"), and have indicated that pipeline constraints into New England exist and there is a need to increase interstate pipeline capacity into the region. A few of these studies that support this conclusion are provided below:

ISO-New England 2015 Regional Electricity Outlook – Page 15
http://www.iso-ne.com/static-assets/documents/2015/02/2015_reo.pdf

ISO-New England 2016 Regional Electricity Outlook – Page 14-16
http://www.iso-ne.com/static-assets/documents/2016/03/2016_reo.pdf

NESCOE Phase III Report
http://nescoe.com/uploads/Phase_III_Gas-Elec_Report_Sept._2013.pdf

Information Request NEER-1-10

Request:

Refer to NG-JNC-3 at 15. The B&V Report states at page 15: "Additional generic pipeline capacity additions to serve New England LDCs were added prior to the start of the winter season." Please identify each generic pipeline capacity addition that was used in the modeling and describe where and exactly how each addition is implemented in the modeling analysis.

Response:

Over the analysis period (2018-2038), Black & Veatch assumed that incremental generic pipeline capacity additions can be placed into service prior to each year's winter season to serve LDC demand growth. For each generic expansion in a given year, Black & Veatch subtracted the projected New England LDC design day demand from the current and projected known pipeline capacity held by LDCs plus any peakshaving LNG deliverability. At the start of each winter season, incremental pipeline capacity to meet this calculated need was added to the GPCM model based on the existing right-of-way of the current pipelines that serve the region, reaching back to the nearest market hub with available firm gas supplies. Each year, incremental generic capacity additions ranged from 41 to 130 MMcf/d. Please see Attachment NEER-1-10(a) for the annual generic pipeline capacity addition.

Prepared by or under the supervision of: Joseph Neil Copeland

Units: MMcf/d

Column	A	B
Line #	**Year**	**Annual Generic Pipeline Capacity Needed**
1	2016	
2	2017	
3	2018	130
4	2019	121
5	2020	128
6	2021	98
7	2022	72
8	2023	73
9	2024	69
10	2025	55
11	2026	49
12	2027	51
13	2028	51
14	2029	49
15	2030	41
16	2031	48
17	2032	48
18	2033	49
19	2034	49
20	2035	50
21	2036	50
22	2037	49
23	2038	50
24	2039	50
25	2040	51

Information Request NEER-1-11

Request:

Refer to NG-JNC-3 at 13. The B&V Report states at page 13: "Over the analysis period, our analysis assumed an average annual sendout at the terminal to be approximately 150 MMcf/d with peak winter sendout of approximately 250 MMCF/d, similar to the observed volumes during the 2014-2015 winter season."

(a) Please provide the sendout levels by the smallest time step used by the modeling for the complete modeling time horizon as a fully functional Excel file. For example, if sendout levels are monthly, please provide the data on a monthly basis. In addition, please explain how the sendout is used in the gas market modeling.

(b) If the gas market model solves for natural gas delivery or supply capability, was the model adjusted or altered to constrain Everett at the stated sendout levels? If so, describe in full how the model was adjusted or altered to constrain Everett at the stated sendout levels, and state the basis for that adjustment or alteration.

(c) Please provide LNG price forecasts used in the gas market modeling analysis and all workpapers, calculations, and sources used to develop LNG price forecasts.

Response:

(a) Black & Veatch's projected Everett terminal sendout is provided in Attachment NEER 1-11(a). In the attachment, the regasified LNG sendout volumes are in MMcf/d for a given month. These volumes only include deliveries to Algonquin Gas Transmission, Tennessee Gas Pipeline, Boston Gas d/b/a National Grid and the Constellation Mystic Power generation facility. The Everett LNG terminal sendout volumes are utilized in the GPCM model as part of the available gas supply to meet New England gas demand.

(b) Black & Veatch assumed that projected Everett LNG terminal sendout would be similar to recent historical observed send-out volumes. While the Everett terminal has a maximum daily vaporization quantity well above the assumed sendout volumes, the historical observed volumes are more reflective of the current attractiveness of the New England market as an LNG import destination market.

Prepared by or under the supervision of: Joseph Neil Copeland

(c) Black & Veatch understands that the current LNG cargoes that the Everett LNG facility receives are part of a long-term supply agreement with minimum volume requirements, and arrive regardless of the global LNG or local market prices. Black & Veatch assumed that the regasified Everett LNG send out price would be inframarginal at the projected import volumes.

Information Request NEER-1-12

Request:

Refer to NG-JNC-3. Is it assumed within the power market model that all states will achieve their stated Renewable Portfolio Standards ("RPS") targets on schedule? If so, please provide the analyses relied upon to ensure that all states will achieve their RPS targets on schedule. For each year of the analysis, please identify, for each state each renewable resource addition -- including type of resource, location of resource, monthly and hourly production profile, and total annual production – and identify the evidence that additions plus existing resources will meet state RPS targets. If not, please explain how Renewable Portfolio Standards are treated by the model.

Response:

Black & Veatch uses a proprietary model that develops the RPS forecasts for the ISO New England RTO, as described below.

The forecast of renewable energy is located in Attachment NEER-1-1(b)

To forecast additional renewable energy demand beyond the existing base of renewables, Black & Veatch employed the following steps in the process of deploying additional renewables for this analysis:

1. Estimate annual RPS requirements based on applicable load and annual targets.
2. Reduce a state's requirements by respective solar or distributed generation carve-outs or set-asides, and assumed wind and small hydro imports.
3. Estimate current level of RPS compliance.
4. Develop net cost renewable energy supply curves, accounting for unique delivery requirements of each state.
5. Apply incremental annual RPS requirements to net cost supply curves to determine lowest cost options for meeting the RPS requirements.

Each state has different requirements with respect to delivery of the renewable energy to the state. Generally, states in ISO New England only require renewable energy to be delivered to the RTO. Thus, renewable energy development would be in states with the best resources within the RTO. The remaining RPS states generally require energy to be delivered to the state to count towards its RPS.

Information Request NEER-1-13

Request:

Refer to NG-JNC-3 at 23-24. On page 23; the B&V Report states: "the benefits of reduced price volatility were separately calculated using a statistical modeling approach."

(a) Please provide all statistical modeling analyses associated with the reduced price volatility analysis including all workpapers, calculations, and analysis used to derive any input parameters used in the analysis.

(b) On page 23, the B&V Report states: "with the incremental pipeline capacity, the daily price spikes are reduced in magnitude and frequency from a moderately volatile market to a less volatile market similar to the winter seasons prior to 2012-2013." State the basis for this assumption and include in your response all data, analyses, calculations, and associated workpapers that support this assumption.

(c) On page 24, the B&V Report states: "The reductions in daily gas price volatility due to incremental pipeline capacity were then used to estimate the corresponding additional reduction in electric market prices." Please provide the reductions in daily gas price volatility due to incremental pipeline capacity" and explain how they were used to "estimate the corresponding additional reduction in electric market prices." Separately indicate each additional reduction in electricity prices that was used in the analysis to the extent that these additional reductions can be separated from other electricity price reductions estimated in the analysis.

REDACTED RESPONSE

Response:

(a) Black & Veatch's projected gas price volatility benefits stem from historical winter price analysis of the New England market. In a given winter month, colder weather days leads to higher gas demand for power generation, and the corresponding increase in gas/electric prices. Our analysis examined the historical daily and monthly gas and electric prices in New England and the magnitude and frequency of price spikes above the monthly index or monthly average price. Black & Veatch utilized the relevant monthly average GPCM prices under normal weather conditions to derive monthly average electric prices, which we believe underestimates the impacts of gas and electric price spikes that occur during typical winter weather conditions.

Prepared by or under the supervision of: Joseph Neil Copeland

In Attachment NEER-1-13(a)(CONFIDENTIAL), Black & Veatch has provided the winter gas and electric price analysis, utilizing the Platts Algonquin, city-gate and NEMASSBOST Day Ahead prices as proxies for the gas and electric prices in New England. Our analysis indicated the historical price spikes above the first-of-the-month (FOM) and monthly average prices were highly correlated, and a reduction in the magnitude and frequency of gas price spikes would lead to a corresponding reduction in electric prices.

Please see the Attachment NEER-1-13(a) (CONFIDENTIAL).

(b) Black & Veatch assumed that incremental pipeline capacity would be able reduce regional gas and electric price volatility, in addition to lowering monthly average gas and electric prices. In other markets, the construction of incremental pipeline capacity with firm gas supplies has often led to periods of reduced gas price volatility. In this instance, the winter of 2011-2012, was an example of when firm gas supplies and pipeline capacity were adequate to meet New England market demand which dampened the observed regional gas price volatility. When comparing the frequency of daily prices going above the FOM index, the Dec 2011-Feb 2012 period had a relatively lower number of occurrences, and a lower average price spike above the FOM index.

(c) In Attachment NEER-1-13(a) (CONFIDENTIAL), Black & Veatch calculated gas to electric price reduction ratios based on historical winter data. Our analysis assumed that a gas price/basis spike reduction would translate to a corresponding electric price spike reduction. Black & Veatch used a conservative approach to estimate the electric benefits from daily price volatility reduction. Over the past three winters, the gas to electric price spike reduction ratios ranged from [redacted] The potential ratio on a daily basis would be much closer to the marginal heat rate, but on a monthly average basis, this ratio is reduced.

Black & Veatch used the gas to power price reduction ratio of [redacted] based on the winter 2011-2012 season, and multiplied it by the gas price/basis reduction between each pipeline scenario during the Dec-Feb winter period to derive a corresponding electric price reduction related to daily price volatility. That electric price reduction was then applied across the Dec-Feb electric load to calculate the benefits to electric consumers.

REDACTED

		Natural Gas Daily flow data from Platts.			Natural Gas First of Month data from Platts.				Day Ahead LMP Electric Prices from ISO Ne		
Column	A	B	C	D	E	F	G	H	I	J	K
Line #	Flow Date	Algonquin CG ($/MMBtu)	Henry Hub ($/MMBtu)	Algonquin CG Basis ($/MMBtu)	FOM Date	Algonquin CG ($/MMBtu)	Henry Hub ($/MMBtu)	Algonquin CG Basis ($/MMBtu)	Trade Date	Month	NEMASSBOST Day Ahead LMP ($/MWh)
1	11/1/2010	[redacted]			11/1/2010	[redacted]			11/1/2010	11	36.06
2	11/2/2010				11/2/2010				11/2/2010	11	40.14
3	11/3/2010				11/3/2010				11/3/2010	11	39.5
4	11/4/2010				11/4/2010				11/4/2010	11	41.77
5	11/5/2010				11/5/2010				11/5/2010	11	38.51
6	11/6/2010				11/6/2010				11/6/2010	11	40.87
7	11/7/2010				11/7/2010				11/7/2010	11	39.17
8	11/8/2010				11/8/2010				11/8/2010	11	46.26
9	11/9/2010				11/9/2010				11/9/2010	11	43.87
10	11/10/2010				11/10/2010				11/10/2010	11	46.68
11	11/11/2010				11/11/2010				11/11/2010	11	44.92
12	11/12/2010				11/12/2010				11/12/2010	11	45.2
13	11/13/2010				11/13/2010				11/13/2010	11	38.31
14	11/14/2010				11/14/2010				11/14/2010	11	40.3
15	11/15/2010				11/15/2010				11/15/2010	11	46.91
16	11/16/2010				11/16/2010				11/16/2010	11	48.53
17	11/17/2010				11/17/2010				11/17/2010	11	45.87
18	11/18/2010				11/18/2010				11/18/2010	11	46.51
19	11/19/2010				11/19/2010				11/19/2010	11	47.4
20	11/20/2010				11/20/2010				11/20/2010	11	44.75
21	11/21/2010				11/21/2010				11/21/2010	11	42.88
22	11/22/2010				11/22/2010				11/22/2010	11	41.26
23	11/23/2010				11/23/2010				11/23/2010	11	44.88
24	11/24/2010				11/24/2010				11/24/2010	11	47.62
25	11/25/2010				11/25/2010				11/25/2010	11	45.13
26	11/26/2010				11/26/2010				11/26/2010	11	46.28
27	11/27/2010				11/27/2010				11/27/2010	11	46.01
28	11/28/2010				11/28/2010				11/28/2010	11	44.24
29	11/29/2010				11/29/2010				11/29/2010	11	47.83
30	11/30/2010				11/30/2010				11/30/2010	11	48.72
31	12/1/2010				12/1/2010				12/1/2010	12	44.54
32	12/2/2010				12/2/2010				12/2/2010	12	42.5
33	12/3/2010				12/3/2010				12/3/2010	12	44.93
34	12/4/2010				12/4/2010				12/4/2010	12	43.43
35	12/5/2010				12/5/2010				12/5/2010	12	41.63
36	12/6/2010				12/6/2010				12/6/2010	12	45.92
37	12/7/2010				12/7/2010				12/7/2010	12	50.4
38	12/8/2010				12/8/2010				12/8/2010	12	55.46
39	12/9/2010				12/9/2010				12/9/2010	12	65.39
40	12/10/2010				12/10/2010				12/10/2010	12	61.79
41	12/11/2010				12/11/2010				12/11/2010	12	53.03
42	12/12/2010				12/12/2010				12/12/2010	12	52.21
43	12/13/2010				12/13/2010				12/13/2010	12	60.68
44	12/14/2010				12/14/2010				12/14/2010	12	111.7
45	12/15/2010				12/15/2010				12/15/2010	12	114.62
46	12/16/2010				12/16/2010				12/16/2010	12	98.57
47	12/17/2010				12/17/2010				12/17/2010	12	85.38
48	12/18/2010				12/18/2010				12/18/2010	12	88.14
49	12/19/2010				12/19/2010				12/19/2010	12	84.26
50	12/20/2010				12/20/2010				12/20/2010	12	81.87
51	12/21/2010				12/21/2010				12/21/2010	12	87.87
52	12/22/2010				12/22/2010				12/22/2010	12	63.47

REDACTED

		Natural Gas Daily flow data from Platts.			Natural Gas First of Month data from Platts.				Day Ahead LMP Electric Prices from ISO Ne		
Column	A	B	C	D	E	F	G	H	I	J	K
Line #	Flow Date	Algonquin CG ($/MMBtu)	Henry Hub ($/MMBtu)	Algonquin CG Basis ($/MMBtu)	FOM Date	Algonquin CG ($/MMBtu)	Henry Hub ($/MMBtu)	Algonquin CG Basis ($/MMBtu)	Trade Date	Month	NEMASSBOST Day Ahead LMP ($/MWh)
53	12/23/2010	[redacted]			12/23/2010	[redacted]			12/23/2010	12	53.15
54	12/24/2010				12/24/2010				12/24/2010	12	54.83
55	12/25/2010				12/25/2010				12/25/2010	12	51.93
56	12/26/2010				12/26/2010				12/26/2010	12	53.7
57	12/27/2010				12/27/2010				12/27/2010	12	67.29
58	12/28/2010				12/28/2010				12/28/2010	12	87.12
59	12/29/2010				12/29/2010				12/29/2010	12	64.46
60	12/30/2010				12/30/2010				12/30/2010	12	48.03
61	12/31/2010				12/31/2010				12/31/2010	12	46.27
62	1/1/2011				1/1/2011				1/1/2011	1	39.78
63	1/2/2011				1/2/2011				1/2/2011	1	40.21
64	1/3/2011				1/3/2011				1/3/2011	1	47.95
65	1/4/2011				1/4/2011				1/4/2011	1	45.13
66	1/5/2011				1/5/2011				1/5/2011	1	49.43
67	1/6/2011				1/6/2011				1/6/2011	1	48.04
68	1/7/2011				1/7/2011				1/7/2011	1	49.63
69	1/8/2011				1/8/2011				1/8/2011	1	57.07
70	1/9/2011				1/9/2011				1/9/2011	1	53.15
71	1/10/2011				1/10/2011				1/10/2011	1	55.12
72	1/11/2011				1/11/2011				1/11/2011	1	61.9
73	1/12/2011				1/12/2011				1/12/2011	1	69.87
74	1/13/2011				1/13/2011				1/13/2011	1	77.97
75	1/14/2011				1/14/2011				1/14/2011	1	79.72
76	1/15/2011				1/15/2011				1/15/2011	1	63.3
77	1/16/2011				1/16/2011				1/16/2011	1	53.76
78	1/17/2011				1/17/2011				1/17/2011	1	67.73
79	1/18/2011				1/18/2011				1/18/2011	1	66.44
80	1/19/2011				1/19/2011				1/19/2011	1	55.09
81	1/20/2011				1/20/2011				1/20/2011	1	74.2
82	1/21/2011				1/21/2011				1/21/2011	1	89.28
83	1/22/2011				1/22/2011				1/22/2011	1	104.26
84	1/23/2011				1/23/2011				1/23/2011	1	141.54
85	1/24/2011				1/24/2011				1/24/2011	1	176.99
86	1/25/2011				1/25/2011				1/25/2011	1	109.46
87	1/26/2011				1/26/2011				1/26/2011	1	63.36
88	1/27/2011				1/27/2011				1/27/2011	1	66.78
89	1/28/2011				1/28/2011				1/28/2011	1	71.75
90	1/29/2011				1/29/2011				1/29/2011	1	73.77
91	1/30/2011				1/30/2011				1/30/2011	1	67.92
92	1/31/2011				1/31/2011				1/31/2011	1	73.52
93	2/1/2011				2/1/2011				2/1/2011	2	57.74
94	2/2/2011				2/2/2011				2/2/2011	2	65.38
95	2/3/2011				2/3/2011				2/3/2011	2	69.51
96	2/4/2011				2/4/2011				2/4/2011	2	63.42
97	2/5/2011				2/5/2011				2/5/2011	2	46.62
98	2/6/2011				2/6/2011				2/6/2011	2	48.16
99	2/7/2011				2/7/2011				2/7/2011	2	57.05
100	2/8/2011				2/8/2011				2/8/2011	2	53.43
101	2/9/2011				2/9/2011				2/9/2011	2	68.99
102	2/10/2011				2/10/2011				2/10/2011	2	71.5
103	2/11/2011				2/11/2011				2/11/2011	2	57.09
104	2/12/2011				2/12/2011				2/12/2011	2	44.47

		Natural Gas Daily flow data from Platts.			Natural Gas First of Month data from Platts.				Day Ahead LMP Electric Prices from ISO Ne		
Column	A	B	C	D	E	F	G	H	I	J	K
Line #	Flow Date	Algonquin CG ($/MMBtu)	Henry Hub ($/MMBtu)	Algonquin CG Basis ($/MMBtu)	FOM Date	Algonquin CG ($/MMBtu)	Henry Hub ($/MMBtu)	Algonquin CG Basis ($/MMBtu)	Trade Date	Month	NEMASSBOST Day Ahead LMP ($/MWh)
105	2/13/2011	[redacted]			2/13/2011	[redacted]			2/13/2011	2	43.76
106	2/14/2011				2/14/2011				2/14/2011	2	47.14
107	2/15/2011				2/15/2011				2/15/2011	2	49.42
108	2/16/2011				2/16/2011				2/16/2011	2	43.38
109	2/17/2011				2/17/2011				2/17/2011	2	38.45
110	2/18/2011				2/18/2011				2/18/2011	2	35.07
111	2/19/2011				2/19/2011				2/19/2011	2	40.71
112	2/20/2011				2/20/2011				2/20/2011	2	48.56
113	2/21/2011				2/21/2011				2/21/2011	2	40.07
114	2/22/2011				2/22/2011				2/22/2011	2	63.18
115	2/23/2011				2/23/2011				2/23/2011	2	114.99
116	2/24/2011				2/24/2011				2/24/2011	2	77.73
117	2/25/2011				2/25/2011				2/25/2011	2	47.77
118	2/26/2011				2/26/2011				2/26/2011	2	48.66
119	2/27/2011				2/27/2011				2/27/2011	2	45.87
120	2/28/2011				2/28/2011				2/28/2011	2	48.44
121	3/1/2011				3/1/2011				3/1/2011	3	49.86
122	3/2/2011				3/2/2011				3/2/2011	3	55.45
123	3/3/2011				3/3/2011				3/3/2011	3	74.19
124	3/4/2011				3/4/2011				3/4/2011	3	48.77
125	3/5/2011				3/5/2011				3/5/2011	3	38.42
126	3/6/2011				3/6/2011				3/6/2011	3	40.08
127	3/7/2011				3/7/2011				3/7/2011	3	51.86
128	3/8/2011				3/8/2011				3/8/2011	3	51.39
129	3/9/2011				3/9/2011				3/9/2011	3	52.04
130	3/10/2011				3/10/2011				3/10/2011	3	45.45
131	3/11/2011				3/11/2011				3/11/2011	3	39.24
132	3/12/2011				3/12/2011				3/12/2011	3	36.58
133	3/13/2011				3/13/2011				3/13/2011	3	34.71
134	3/14/2011				3/14/2011				3/14/2011	3	41.6
135	3/15/2011				3/15/2011				3/15/2011	3	40.61
136	3/16/2011				3/16/2011				3/16/2011	3	38.64
137	3/17/2011				3/17/2011				3/17/2011	3	36.49
138	3/18/2011				3/18/2011				3/18/2011	3	42.26
139	3/19/2011				3/19/2011				3/19/2011	3	40.79
140	3/20/2011				3/20/2011				3/20/2011	3	38.25
141	3/21/2011				3/21/2011				3/21/2011	3	49.16
142	3/22/2011				3/22/2011				3/22/2011	3	43.37
143	3/23/2011				3/23/2011				3/23/2011	3	52.57
144	3/24/2011				3/24/2011				3/24/2011	3	47.29
145	3/25/2011				3/25/2011				3/25/2011	3	49.66
146	3/26/2011				3/26/2011				3/26/2011	3	48.09
147	3/27/2011				3/27/2011				3/27/2011	3	46.25
148	3/28/2011				3/28/2011				3/28/2011	3	49.94
149	3/29/2011				3/29/2011				3/29/2011	3	44.32
150	3/30/2011				3/30/2011				3/30/2011	3	40.17
151	3/31/2011				3/31/2011				3/31/2011	3	41.14

Column	w England website L	M	N	O	P	Q	R	S
Line #	Monthly Avg NEMASSBOST Day Ahead LMP ($/MWh)		Week Day Indicator (Mon = 1,..., Sun =7)	Daily Change in Algonquin CG Basis($/MMBtu)	Daily Change in NEMASSBOST Day Ahead LMP ($/MWh)	Daily Change in Algonquin CG Basis($/MMBtu)	Daily Change in NEMASSBOST Day Ahead LMP ($/MWh)	
1	43.88	11/1/2010	1	[redacted]		[redacted]		11/1/2010
2	43.88	11/2/2010	2		4.08		4.08	11/2/2010
3	43.88	11/3/2010	3		-0.64		-0.64	11/3/2010
4	43.88	11/4/2010	4		2.27		2.27	11/4/2010
5	43.88	11/5/2010	5		-3.26		-3.26	11/5/2010
6	43.88	11/6/2010	6		2.36			11/6/2010
7	43.88	11/7/2010	7		-1.7			11/7/2010
8	43.88	11/8/2010	1		7.09		7.09	11/8/2010
9	43.88	11/9/2010	2		-2.39		-2.39	11/9/2010
10	43.88	11/10/2010	3		2.81		2.81	11/10/2010
11	43.88	11/11/2010	4		-1.76		-1.76	11/11/2010
12	43.88	11/12/2010	5		0.28		0.28	11/12/2010
13	43.88	11/13/2010	6		-6.89			11/13/2010
14	43.88	11/14/2010	7		1.99			11/14/2010
15	43.88	11/15/2010	1		6.61		6.61	11/15/2010
16	43.88	11/16/2010	2		1.62		1.62	11/16/2010
17	43.88	11/17/2010	3		-2.66		-2.66	11/17/2010
18	43.88	11/18/2010	4		0.64		0.64	11/18/2010
19	43.88	11/19/2010	5		0.89		0.89	11/19/2010
20	43.88	11/20/2010	6		-2.65			11/20/2010
21	43.88	11/21/2010	7		-1.87			11/21/2010
22	43.88	11/22/2010	1		-1.62		-1.62	11/22/2010
23	43.88	11/23/2010	2		3.62		3.62	11/23/2010
24	43.88	11/24/2010	3		2.74		2.74	11/24/2010
25	43.88	11/25/2010	4		-2.49		-2.49	11/25/2010
26	43.88	11/26/2010	5		1.15		1.15	11/26/2010
27	43.88	11/27/2010	6		-0.27			11/27/2010
28	43.88	11/28/2010	7		-1.77			11/28/2010
29	43.88	11/29/2010	1		3.59		3.59	11/29/2010
30	43.88	11/30/2010	2		0.89		0.89	11/30/2010
31	64.66	12/1/2010	3		-4.18		-4.18	12/1/2010
32	64.66	12/2/2010	4		-2.04		-2.04	12/2/2010
33	64.66	12/3/2010	5		2.43		2.43	12/3/2010
34	64.66	12/4/2010	6		-1.5			12/4/2010
35	64.66	12/5/2010	7		-1.8			12/5/2010
36	64.66	12/6/2010	1		4.29		4.29	12/6/2010
37	64.66	12/7/2010	2		4.48		4.48	12/7/2010
38	64.66	12/8/2010	3		5.06		5.06	12/8/2010
39	64.66	12/9/2010	4		9.93		9.93	12/9/2010
40	64.66	12/10/2010	5		-3.6		-3.6	12/10/2010
41	64.66	12/11/2010	6		-8.76			12/11/2010
42	64.66	12/12/2010	7		-0.82			12/12/2010
43	64.66	12/13/2010	1		8.47		8.47	12/13/2010
44	64.66	12/14/2010	2		51.02		51.02	12/14/2010
45	64.66	12/15/2010	3		2.92		2.92	12/15/2010
46	64.66	12/16/2010	4		-16.05		-16.05	12/16/2010
47	64.66	12/17/2010	5		-13.19		-13.19	12/17/2010
48	64.66	12/18/2010	6		2.76			12/18/2010
49	64.66	12/19/2010	7		-3.88			12/19/2010
50	64.66	12/20/2010	1		-2.39		-2.39	12/20/2010
51	64.66	12/21/2010	2		6		6	12/21/2010
52	64.66	12/22/2010	3		-24.4		-24.4	12/22/2010

Column	w England website L	M	N	O	P	Q	R	S
Line #	Monthly Avg NEMASSBOST Day Ahead LMP ($/MWh)		Week Day Indicator (Mon = 1,..., Sun =7)	Daily Change in Algonquin CG Basis($/MMBtu)	Daily Change in NEMASSBOST Day Ahead LMP ($/MWh)	Daily Change in Algonquin CG Basis($/MMBtu)	Daily Change in NEMASSBOST Day Ahead LMP ($/MWh)	
53	64.66	12/23/2010	4	[redacted]	-10.32	[redacted]	-10.32	12/23/2010
54	64.66	12/24/2010	5		1.68		1.68	12/24/2010
55	64.66	12/25/2010	6		-2.9			12/25/2010
56	64.66	12/26/2010	7		1.77			12/26/2010
57	64.66	12/27/2010	1		13.59		13.59	12/27/2010
58	64.66	12/28/2010	2		19.83		19.83	12/28/2010
59	64.66	12/29/2010	3		-22.66		-22.66	12/29/2010
60	64.66	12/30/2010	4		-16.43		-16.43	12/30/2010
61	64.66	12/31/2010	5		-1.76		-1.76	12/31/2010
62	70.78	1/1/2011	6		-6.49			1/1/2011
63	70.78	1/2/2011	7		0.43			1/2/2011
64	70.78	1/3/2011	1		7.74		7.74	1/3/2011
65	70.78	1/4/2011	2		-2.82		-2.82	1/4/2011
66	70.78	1/5/2011	3		4.3		4.3	1/5/2011
67	70.78	1/6/2011	4		-1.39		-1.39	1/6/2011
68	70.78	1/7/2011	5		1.59		1.59	1/7/2011
69	70.78	1/8/2011	6		7.44			1/8/2011
70	70.78	1/9/2011	7		-3.92			1/9/2011
71	70.78	1/10/2011	1		1.97		1.97	1/10/2011
72	70.78	1/11/2011	2		6.78		6.78	1/11/2011
73	70.78	1/12/2011	3		7.97		7.97	1/12/2011
74	70.78	1/13/2011	4		8.1		8.1	1/13/2011
75	70.78	1/14/2011	5		1.75		1.75	1/14/2011
76	70.78	1/15/2011	6		-16.42			1/15/2011
77	70.78	1/16/2011	7		-9.54			1/16/2011
78	70.78	1/17/2011	1		13.97		13.97	1/17/2011
79	70.78	1/18/2011	2		-1.29		-1.29	1/18/2011
80	70.78	1/19/2011	3		-11.35		-11.35	1/19/2011
81	70.78	1/20/2011	4		19.11		19.11	1/20/2011
82	70.78	1/21/2011	5		15.08		15.08	1/21/2011
83	70.78	1/22/2011	6		14.98			1/22/2011
84	70.78	1/23/2011	7		37.28			1/23/2011
85	70.78	1/24/2011	1		35.45		35.45	1/24/2011
86	70.78	1/25/2011	2		-67.53		-67.53	1/25/2011
87	70.78	1/26/2011	3		-46.1		-46.1	1/26/2011
88	70.78	1/27/2011	4		3.42		3.42	1/27/2011
89	70.78	1/28/2011	5		4.97		4.97	1/28/2011
90	70.78	1/29/2011	6		2.02			1/29/2011
91	70.78	1/30/2011	7		-5.85			1/30/2011
92	70.78	1/31/2011	1		5.6		5.6	1/31/2011
93	54.88	2/1/2011	2		-15.78		-15.78	2/1/2011
94	54.88	2/2/2011	3		7.64		7.64	2/2/2011
95	54.88	2/3/2011	4		4.13		4.13	2/3/2011
96	54.88	2/4/2011	5		-6.09		-6.09	2/4/2011
97	54.88	2/5/2011	6		-16.8			2/5/2011
98	54.88	2/6/2011	7		1.54			2/6/2011
99	54.88	2/7/2011	1		8.89		8.89	2/7/2011
100	54.88	2/8/2011	2		-3.62		-3.62	2/8/2011
101	54.88	2/9/2011	3		15.56		15.56	2/9/2011
102	54.88	2/10/2011	4		2.51		2.51	2/10/2011
103	54.88	2/11/2011	5		-14.41		-14.41	2/11/2011
104	54.88	2/12/2011	6		-12.62			2/12/2011

Column	w England website L	M	N	O	P	Q	R	S
Line #	Monthly Avg NEMASSBOST Day Ahead LMP ($/MWh)		Week Day Indicator (Mon = 1,..., Sun =7)	Daily Change in Algonquin CG Basis($/MMBtu)	Daily Change in NEMASSBOST Day Ahead LMP ($/MWh)	Daily Change in Algonquin CG Basis($/MMBtu)	Daily Change in NEMASSBOST Day Ahead LMP ($/MWh)	
105	54.88	2/13/2011	7	[redacted]	-0.71	[redacted]		2/13/2011
106	54.88	2/14/2011	1		3.38		3.38	2/14/2011
107	54.88	2/15/2011	2		2.28		2.28	2/15/2011
108	54.88	2/16/2011	3		-6.04		-6.04	2/16/2011
109	54.88	2/17/2011	4		-4.93		-4.93	2/17/2011
110	54.88	2/18/2011	5		-3.38		-3.38	2/18/2011
111	54.88	2/19/2011	6		5.64			2/19/2011
112	54.88	2/20/2011	7		7.85			2/20/2011
113	54.88	2/21/2011	1		-8.49		-8.49	2/21/2011
114	54.88	2/22/2011	2		23.11		23.11	2/22/2011
115	54.88	2/23/2011	3		51.81		51.81	2/23/2011
116	54.88	2/24/2011	4		-37.26		-37.26	2/24/2011
117	54.88	2/25/2011	5		-29.96		-29.96	2/25/2011
118	54.88	2/26/2011	6		0.89			2/26/2011
119	54.88	2/27/2011	7		-2.79			2/27/2011
120	54.88	2/28/2011	1		2.57		2.57	2/28/2011
121	45.44	3/1/2011	2		1.42		1.42	3/1/2011
122	45.44	3/2/2011	3		5.59		5.59	3/2/2011
123	45.44	3/3/2011	4		18.74		18.74	3/3/2011
124	45.44	3/4/2011	5		-25.42		-25.42	3/4/2011
125	45.44	3/5/2011	6		-10.35			3/5/2011
126	45.44	3/6/2011	7		1.66			3/6/2011
127	45.44	3/7/2011	1		11.78		11.78	3/7/2011
128	45.44	3/8/2011	2		-0.47		-0.47	3/8/2011
129	45.44	3/9/2011	3		0.65		0.65	3/9/2011
130	45.44	3/10/2011	4		-6.59		-6.59	3/10/2011
131	45.44	3/11/2011	5		-6.21		-6.21	3/11/2011
132	45.44	3/12/2011	6		-2.66			3/12/2011
133	45.44	3/13/2011	7		-1.87			3/13/2011
134	45.44	3/14/2011	1		6.89		6.89	3/14/2011
135	45.44	3/15/2011	2		-0.99		-0.99	3/15/2011
136	45.44	3/16/2011	3		-1.97		-1.97	3/16/2011
137	45.44	3/17/2011	4		-2.15		-2.15	3/17/2011
138	45.44	3/18/2011	5		5.77		5.77	3/18/2011
139	45.44	3/19/2011	6		-1.47			3/19/2011
140	45.44	3/20/2011	7		-2.54			3/20/2011
141	45.44	3/21/2011	1		10.91		10.91	3/21/2011
142	45.44	3/22/2011	2		-5.79		-5.79	3/22/2011
143	45.44	3/23/2011	3		9.2		9.2	3/23/2011
144	45.44	3/24/2011	4		-5.28		-5.28	3/24/2011
145	45.44	3/25/2011	5		2.37		2.37	3/25/2011
146	45.44	3/26/2011	6		-1.57			3/26/2011
147	45.44	3/27/2011	7		-1.84			3/27/2011
148	45.44	3/28/2011	1		3.69		3.69	3/28/2011
149	45.44	3/29/2011	2		-5.62		-5.62	3/29/2011
150	45.44	3/30/2011	3		-4.15		-4.15	3/30/2011
151	45.44	3/31/2011	4		0.97		0.97	3/31/2011

Column	T	U
Line #	Algonquin CG Basis Differential above Monthly Index ($/MMBtu)	NEMASSBOST Day Ahead LMP Differential Above Monthly Avg ($/MWh)
1	[redacted]	0.00
2		0.00
3		0.00
4		0.00
5		0.00
6		0.00
7		0.00
8		2.38
9		0.00
10		2.80
11		1.04
12		1.32
13		0.00
14		0.00
15		3.03
16		4.65
17		1.99
18		2.63
19		3.52
20		0.87
21		0.00
22		0.00
23		1.00
24		3.74
25		1.25
26		2.40
27		2.13
28		0.36
29		3.95
30		4.84
31		0.00
32		0.00
33		0.00
34		0.00
35		0.00
36		0.00
37		0.00
38		0.00
39		0.73
40		0.00
41		0.00
42		0.00
43		0.00
44		47.04
45		49.96
46		33.91
47		20.72
48		23.48
49		19.60
50		17.21
51		23.21
52		0.00

Column	T	U
Line #	Algonquin CG Basis Differential above Monthly Index ($/MMBtu)	NEMASSBOST Day Ahead LMP Differential Above Monthly Avg ($/MWh)
53	[redacted]	0.00
54		0.00
55		0.00
56		0.00
57		2.63
58		22.46
59		0.00
60		0.00
61		0.00
62		0.00
63		0.00
64		0.00
65		0.00
66		0.00
67		0.00
68		0.00
69		0.00
70		0.00
71		0.00
72		0.00
73		0.00
74		7.19
75		8.94
76		0.00
77		0.00
78		0.00
79		0.00
80		0.00
81		3.42
82		18.50
83		33.48
84		70.76
85		106.21
86		38.68
87		0.00
88		0.00
89		0.97
90		2.99
91		0.00
92		2.74
93		2.86
94		10.50
95		14.63
96		8.54
97		0.00
98		0.00
99		2.17
100		0.00
101		14.11
102		16.62
103		2.21
104		0.00

Column	T	U
Line #	Algonquin CG Basis Differential above Monthly Index ($/MMBtu)	NEMASSBOST Day Ahead LMP Differential Above Monthly Avg ($/MWh)
105	[redacted]	0.00
106		0.00
107		0.00
108		0.00
109		0.00
110		0.00
111		0.00
112		0.00
113		0.00
114		8.30
115		60.11
116		22.85
117		0.00
118		0.00
119		0.00
120		0.00
121		4.42
122		10.01
123		28.75
124		3.33
125		0.00
126		0.00
127		6.42
128		5.95
129		6.60
130		0.01
131		0.00
132		0.00
133		0.00
134		0.00
135		0.00
136		0.00
137		0.00
138		0.00
139		0.00
140		0.00
141		3.72
142		0.00
143		7.13
144		1.85
145		4.22
146		2.65
147		0.81
148		4.50
149		0.00
150		0.00
151		0.00

REDACTED

		Natural Gas Daily flow data from Platts.			Natural Gas First of Month data from Platts.				Day Ahead LMP Electric Prices from ISO Ne		
Column	A	B	C	D	E	F	G	H	I	J	K
Line #	Flow Date	Algonquin CG ($/MMBtu)	Henry Hub ($/MMBtu)	Algonquin CG Basis ($/MMBtu)	FOM Date	Algonquin CG ($/MMBtu)	Henry Hub ($/MMBtu)	Algonquin CG Basis ($/MMBtu)	Trade Date	Month	NEMASSBOST Day Ahead LMP ($/MWh)
1	11/1/2011	[redacted]			11/1/2011	[redacted]			11/1/2011	11	38.97
2	11/2/2011				11/2/2011				11/2/2011	11	38.54
3	11/3/2011				11/3/2011				11/3/2011	11	38.54
4	11/4/2011				11/4/2011				11/4/2011	11	39.88
5	11/5/2011				11/5/2011				11/5/2011	11	39.71
6	11/6/2011				11/6/2011				11/6/2011	11	40.06
7	11/7/2011				11/7/2011				11/7/2011	11	40.07
8	11/8/2011				11/8/2011				11/8/2011	11	43.26
9	11/9/2011				11/9/2011				11/9/2011	11	36.22
10	11/10/2011				11/10/2011				11/10/2011	11	36.68
11	11/11/2011				11/11/2011				11/11/2011	11	37.35
12	11/12/2011				11/12/2011				11/12/2011	11	33.88
13	11/13/2011				11/13/2011				11/13/2011	11	32
14	11/14/2011				11/14/2011				11/14/2011	11	38.6
15	11/15/2011				11/15/2011				11/15/2011	11	34.65
16	11/16/2011				11/16/2011				11/16/2011	11	35.66
17	11/17/2011				11/17/2011				11/17/2011	11	37.04
18	11/18/2011				11/18/2011				11/18/2011	11	36.75
19	11/19/2011				11/19/2011				11/19/2011	11	38.97
20	11/20/2011				11/20/2011				11/20/2011	11	35.72
21	11/21/2011				11/21/2011				11/21/2011	11	34.98
22	11/22/2011				11/22/2011				11/22/2011	11	37.63
23	11/23/2011				11/23/2011				11/23/2011	11	37.56
24	11/24/2011				11/24/2011				11/24/2011	11	37.76
25	11/25/2011				11/25/2011				11/25/2011	11	33.94
26	11/26/2011				11/26/2011				11/26/2011	11	31.58
27	11/27/2011				11/27/2011				11/27/2011	11	30.21
28	11/28/2011				11/28/2011				11/28/2011	11	32.13
29	11/29/2011				11/29/2011				11/29/2011	11	33.56
30	11/30/2011				11/30/2011				11/30/2011	11	33.78
31	12/1/2011				12/1/2011				12/1/2011	12	36.36
32	12/2/2011				12/2/2011				12/2/2011	12	35.29
33	12/3/2011				12/3/2011				12/3/2011	12	32.9
34	12/4/2011				12/4/2011				12/4/2011	12	31.8
35	12/5/2011				12/5/2011				12/5/2011	12	32.3
36	12/6/2011				12/6/2011				12/6/2011	12	34.72
37	12/7/2011				12/7/2011				12/7/2011	12	35.3
38	12/8/2011				12/8/2011				12/8/2011	12	38.21
39	12/9/2011				12/9/2011				12/9/2011	12	33.63
40	12/10/2011				12/10/2011				12/10/2011	12	32.71
41	12/11/2011				12/11/2011				12/11/2011	12	33.05
42	12/12/2011				12/12/2011				12/12/2011	12	38.84
43	12/13/2011				12/13/2011				12/13/2011	12	34.64
44	12/14/2011				12/14/2011				12/14/2011	12	35.89
45	12/15/2011				12/15/2011				12/15/2011	12	31.36
46	12/16/2011				12/16/2011				12/16/2011	12	36.24
47	12/17/2011				12/17/2011				12/17/2011	12	34.81
48	12/18/2011				12/18/2011				12/18/2011	12	36.66
49	12/19/2011				12/19/2011				12/19/2011	12	37.09
50	12/20/2011				12/20/2011				12/20/2011	12	37.97
51	12/21/2011				12/21/2011				12/21/2011	12	34.5
52	12/22/2011				12/22/2011				12/22/2011	12	32.85
53	12/23/2011				12/23/2011				12/23/2011	12	36.7

		Natural Gas Daily flow data from Platts.			Natural Gas First of Month data from Platts.				Day Ahead LMP Electric Prices from ISO Ne		
Column	A	B	C	D	E	F	G	H	I	J	K
Line #	Flow Date	Algonquin CG ($/MMBtu)	Henry Hub ($/MMBtu)	Algonquin CG Basis ($/MMBtu)	FOM Date	Algonquin CG ($/MMBtu)	Henry Hub ($/MMBtu)	Algonquin CG Basis ($/MMBtu)	Trade Date	Month	NEMASSBOST Day Ahead LMP ($/MWh)
54	12/24/2011	[redacted]			12/24/2011	[redacted]			12/24/2011	12	34.61
55	12/25/2011				12/25/2011				12/25/2011	12	32.05
56	12/26/2011				12/26/2011				12/26/2011	12	36.65
57	12/27/2011				12/27/2011				12/27/2011	12	38.18
58	12/28/2011				12/28/2011				12/28/2011	12	43.51
59	12/29/2011				12/29/2011				12/29/2011	12	48.99
60	12/30/2011				12/30/2011				12/30/2011	12	38.42
61	12/31/2011				12/31/2011				12/31/2011	12	31.73
62	1/1/2012				1/1/2012				1/1/2012	1	38.64
63	1/2/2012				1/2/2012				1/2/2012	1	44.74
64	1/3/2012				1/3/2012				1/3/2012	1	69.58
65	1/4/2012				1/4/2012				1/4/2012	1	69.91
66	1/5/2012				1/5/2012				1/5/2012	1	44.27
67	1/6/2012				1/6/2012				1/6/2012	1	35.32
68	1/7/2012				1/7/2012				1/7/2012	1	30.9
69	1/8/2012				1/8/2012				1/8/2012	1	31.07
70	1/9/2012				1/9/2012				1/9/2012	1	37.49
71	1/10/2012				1/10/2012				1/10/2012	1	34.54
72	1/11/2012				1/11/2012				1/11/2012	1	40.77
73	1/12/2012				1/12/2012				1/12/2012	1	39.77
74	1/13/2012				1/13/2012				1/13/2012	1	35.79
75	1/14/2012				1/14/2012				1/14/2012	1	48.41
76	1/15/2012				1/15/2012				1/15/2012	1	54.53
77	1/16/2012				1/16/2012				1/16/2012	1	55
78	1/17/2012				1/17/2012				1/17/2012	1	51.2
79	1/18/2012				1/18/2012				1/18/2012	1	37.37
80	1/19/2012				1/19/2012				1/19/2012	1	46.67
81	1/20/2012				1/20/2012				1/20/2012	1	40.3
82	1/21/2012				1/21/2012				1/21/2012	1	38.54
83	1/22/2012				1/22/2012				1/22/2012	1	38.61
84	1/23/2012				1/23/2012				1/23/2012	1	38.34
85	1/24/2012				1/24/2012				1/24/2012	1	30.32
86	1/25/2012				1/25/2012				1/25/2012	1	32.33
87	1/26/2012				1/26/2012				1/26/2012	1	31.57
88	1/27/2012				1/27/2012				1/27/2012	1	30.33
89	1/28/2012				1/28/2012				1/28/2012	1	30.86
90	1/29/2012				1/29/2012				1/29/2012	1	29.75
91	1/30/2012				1/30/2012				1/30/2012	1	34.06
92	1/31/2012				1/31/2012				1/31/2012	1	30.51
93	2/1/2012				2/1/2012				2/1/2012	2	26.87
94	2/2/2012				2/2/2012				2/2/2012	2	27.53
95	2/3/2012				2/3/2012				2/3/2012	2	30.57
96	2/4/2012				2/4/2012				2/4/2012	2	30.14
97	2/5/2012				2/5/2012				2/5/2012	2	29.66
98	2/6/2012				2/6/2012				2/6/2012	2	33.54
99	2/7/2012				2/7/2012				2/7/2012	2	31.4
100	2/8/2012				2/8/2012				2/8/2012	2	36.49
101	2/9/2012				2/9/2012				2/9/2012	2	33.9
102	2/10/2012				2/10/2012				2/10/2012	2	30.38
103	2/11/2012				2/11/2012				2/11/2012	2	37.94
104	2/12/2012				2/12/2012				2/12/2012	2	38.86
105	2/13/2012				2/13/2012				2/13/2012	2	42.9
106	2/14/2012				2/14/2012				2/14/2012	2	31.8

REDACTED

		Natural Gas Daily flow data from Platts.			Natural Gas First of Month data from Platts.				Day Ahead LMP Electric Prices from ISO Ne		
Column	A	B	C	D	E	F	G	H	I	J	K
Line #	Flow Date	Algonquin CG ($/MMBtu)	Henry Hub ($/MMBtu)	Algonquin CG Basis ($/MMBtu)	FOM Date	Algonquin CG ($/MMBtu)	Henry Hub ($/MMBtu)	Algonquin CG Basis ($/MMBtu)	Trade Date	Month	NEMASSBOST Day Ahead LMP ($/MWh)
107	2/15/2012	[redacted]			2/15/2012	[redacted]			2/15/2012	2	30.51
108	2/16/2012				2/16/2012				2/16/2012	2	29.28
109	2/17/2012				2/17/2012				2/17/2012	2	28.07
110	2/18/2012				2/18/2012				2/18/2012	2	29.93
111	2/19/2012				2/19/2012				2/19/2012	2	27.84
112	2/20/2012				2/20/2012				2/20/2012	2	31.39
113	2/21/2012				2/21/2012				2/21/2012	2	32.22
114	2/22/2012				2/22/2012				2/22/2012	2	29.59
115	2/23/2012				2/23/2012				2/23/2012	2	27.92
116	2/24/2012				2/24/2012				2/24/2012	2	26.66
117	2/25/2012				2/25/2012				2/25/2012	2	24.03
118	2/26/2012				2/26/2012				2/26/2012	2	25.44
119	2/27/2012				2/27/2012				2/27/2012	2	29.13
120	2/28/2012				2/28/2012				2/28/2012	2	28.26
121	2/29/2012				2/29/2012				2/29/2012	2	27.42
122	3/1/2012				3/1/2012				3/1/2012	3	28.97
123	3/2/2012				3/2/2012				3/2/2012	3	31.54
124	3/3/2012				3/3/2012				3/3/2012	3	30.69
125	3/4/2012				3/4/2012				3/4/2012	3	33.56
126	3/5/2012				3/5/2012				3/5/2012	3	41.03
127	3/6/2012				3/6/2012				3/6/2012	3	41.12
128	3/7/2012				3/7/2012				3/7/2012	3	27.96
129	3/8/2012				3/8/2012				3/8/2012	3	26.85
130	3/9/2012				3/9/2012				3/9/2012	3	24.44
131	3/10/2012				3/10/2012				3/10/2012	3	25.54
132	3/11/2012				3/11/2012				3/11/2012	3	24.91
133	3/12/2012				3/12/2012				3/12/2012	3	26.22
134	3/13/2012				3/13/2012				3/13/2012	3	22.31
135	3/14/2012				3/14/2012				3/14/2012	3	22.37
136	3/15/2012				3/15/2012				3/15/2012	3	24.32
137	3/16/2012				3/16/2012				3/16/2012	3	21.54
138	3/17/2012				3/17/2012				3/17/2012	3	21.16
139	3/18/2012				3/18/2012				3/18/2012	3	20.03
140	3/19/2012				3/19/2012				3/19/2012	3	24.31
141	3/20/2012				3/20/2012				3/20/2012	3	21.53
142	3/21/2012				3/21/2012				3/21/2012	3	21.04
143	3/22/2012				3/22/2012				3/22/2012	3	23.97
144	3/23/2012				3/23/2012				3/23/2012	3	20.81
145	3/24/2012				3/24/2012				3/24/2012	3	18.7
146	3/25/2012				3/25/2012				3/25/2012	3	18.42
147	3/26/2012				3/26/2012				3/26/2012	3	23.3
148	3/27/2012				3/27/2012				3/27/2012	3	27.05
149	3/28/2012				3/28/2012				3/28/2012	3	28.96
150	3/29/2012				3/29/2012				3/29/2012	3	23.24
151	3/30/2012				3/30/2012				3/30/2012	3	27.87
152	3/31/2012				3/31/2012				3/31/2012	3	30.56

Column	w England website L	M	N	O	P	Q	R	S
Line #	Monthly Avg NEMASSBOST Day Ahead LMP ($/MWh)		Week Day Indicator (Mon = 1,..., Sun =7)	Daily Change in Algonquin CG Basis($/MMBtu)	Daily Change in NEMASSBOST Day Ahead LMP ($/MWh)	Daily Change in Algonquin CG Basis($/MMBtu)	Daily Change in NEMASSBOST Day Ahead LMP ($/MWh)	
1	36.52	11/1/2011	2	[redacted]		[redacted]		11/1/2011
2	36.52	11/2/2011	3		-0.43		-0.43	11/2/2011
3	36.52	11/3/2011	4		0		0	11/3/2011
4	36.52	11/4/2011	5		1.34		1.34	11/4/2011
5	36.52	11/5/2011	6		-0.17			11/5/2011
6	36.52	11/6/2011	7		0.35			11/6/2011
7	36.52	11/7/2011	1		0.01		0.01	11/7/2011
8	36.52	11/8/2011	2		3.19		3.19	11/8/2011
9	36.52	11/9/2011	3		-7.04		-7.04	11/9/2011
10	36.52	11/10/2011	4		0.46		0.46	11/10/2011
11	36.52	11/11/2011	5		0.67		0.67	11/11/2011
12	36.52	11/12/2011	6		-3.47			11/12/2011
13	36.52	11/13/2011	7		-1.88			11/13/2011
14	36.52	11/14/2011	1		6.6		6.6	11/14/2011
15	36.52	11/15/2011	2		-3.95		-3.95	11/15/2011
16	36.52	11/16/2011	3		1.01		1.01	11/16/2011
17	36.52	11/17/2011	4		1.38		1.38	11/17/2011
18	36.52	11/18/2011	5		-0.29		-0.29	11/18/2011
19	36.52	11/19/2011	6		2.22			11/19/2011
20	36.52	11/20/2011	7		-3.25			11/20/2011
21	36.52	11/21/2011	1		-0.74		-0.74	11/21/2011
22	36.52	11/22/2011	2		2.65		2.65	11/22/2011
23	36.52	11/23/2011	3		-0.07		-0.07	11/23/2011
24	36.52	11/24/2011	4		0.2		0.2	11/24/2011
25	36.52	11/25/2011	5		-3.82		-3.82	11/25/2011
26	36.52	11/26/2011	6		-2.36			11/26/2011
27	36.52	11/27/2011	7		-1.37			11/27/2011
28	36.52	11/28/2011	1		1.92		1.92	11/28/2011
29	36.52	11/29/2011	2		1.43		1.43	11/29/2011
30	36.52	11/30/2011	3		0.22		0.22	11/30/2011
31	35.74	12/1/2011	4		2.58		2.58	12/1/2011
32	35.74	12/2/2011	5		-1.07		-1.07	12/2/2011
33	35.74	12/3/2011	6		-2.39			12/3/2011
34	35.74	12/4/2011	7		-1.1			12/4/2011
35	35.74	12/5/2011	1		0.5		0.5	12/5/2011
36	35.74	12/6/2011	2		2.42		2.42	12/6/2011
37	35.74	12/7/2011	3		0.58		0.58	12/7/2011
38	35.74	12/8/2011	4		2.91		2.91	12/8/2011
39	35.74	12/9/2011	5		-4.58		-4.58	12/9/2011
40	35.74	12/10/2011	6		-0.92			12/10/2011
41	35.74	12/11/2011	7		0.34			12/11/2011
42	35.74	12/12/2011	1		5.79		5.79	12/12/2011
43	35.74	12/13/2011	2		-4.2		-4.2	12/13/2011
44	35.74	12/14/2011	3		1.25		1.25	12/14/2011
45	35.74	12/15/2011	4		-4.53		-4.53	12/15/2011
46	35.74	12/16/2011	5		4.88		4.88	12/16/2011
47	35.74	12/17/2011	6		-1.43			12/17/2011
48	35.74	12/18/2011	7		1.85			12/18/2011
49	35.74	12/19/2011	1		0.43		0.43	12/19/2011
50	35.74	12/20/2011	2		0.88		0.88	12/20/2011
51	35.74	12/21/2011	3		-3.47		-3.47	12/21/2011
52	35.74	12/22/2011	4		-1.65		-1.65	12/22/2011
53	35.74	12/23/2011	5		3.85		3.85	12/23/2011

Column	w England website L	M	N	O	P	Q	R	S
Line #	Monthly Avg NEMASSBOST Day Ahead LMP ($/MWh)		Week Day Indicator (Mon = 1,..., Sun =7)	Daily Change in Algonquin CG Basis($/MMBtu)	Daily Change in NEMASSBOST Day Ahead LMP ($/MWh)	Daily Change in Algonquin CG Basis($/MMBtu)	Daily Change in NEMASSBOST Day Ahead LMP ($/MWh)	
54	35.74	12/24/2011	6	[redacted]	-2.09	[redacted]		12/24/2011
55	35.74	12/25/2011	7		-2.56			12/25/2011
56	35.74	12/26/2011	1		4.6		4.6	12/26/2011
57	35.74	12/27/2011	2		1.53		1.53	12/27/2011
58	35.74	12/28/2011	3		5.33		5.33	12/28/2011
59	35.74	12/29/2011	4		5.48		5.48	12/29/2011
60	35.74	12/30/2011	5		-10.57		-10.57	12/30/2011
61	35.74	12/31/2011	6		-6.69			12/31/2011
62	40.37	1/1/2012	7		6.91			1/1/2012
63	40.37	1/2/2012	1		6.1		6.1	1/2/2012
64	40.37	1/3/2012	2		24.84		24.84	1/3/2012
65	40.37	1/4/2012	3		0.33		0.33	1/4/2012
66	40.37	1/5/2012	4		-25.64		-25.64	1/5/2012
67	40.37	1/6/2012	5		-8.95		-8.95	1/6/2012
68	40.37	1/7/2012	6		-4.42			1/7/2012
69	40.37	1/8/2012	7		0.17			1/8/2012
70	40.37	1/9/2012	1		6.42		6.42	1/9/2012
71	40.37	1/10/2012	2		-2.95		-2.95	1/10/2012
72	40.37	1/11/2012	3		6.23		6.23	1/11/2012
73	40.37	1/12/2012	4		-1		-1	1/12/2012
74	40.37	1/13/2012	5		-3.98		-3.98	1/13/2012
75	40.37	1/14/2012	6		12.62			1/14/2012
76	40.37	1/15/2012	7		6.12			1/15/2012
77	40.37	1/16/2012	1		0.47		0.47	1/16/2012
78	40.37	1/17/2012	2		-3.8		-3.8	1/17/2012
79	40.37	1/18/2012	3		-13.83		-13.83	1/18/2012
80	40.37	1/19/2012	4		9.3		9.3	1/19/2012
81	40.37	1/20/2012	5		-6.37		-6.37	1/20/2012
82	40.37	1/21/2012	6		-1.76			1/21/2012
83	40.37	1/22/2012	7		0.07			1/22/2012
84	40.37	1/23/2012	1		-0.27		-0.27	1/23/2012
85	40.37	1/24/2012	2		-8.02		-8.02	1/24/2012
86	40.37	1/25/2012	3		2.01		2.01	1/25/2012
87	40.37	1/26/2012	4		-0.76		-0.76	1/26/2012
88	40.37	1/27/2012	5		-1.24		-1.24	1/27/2012
89	40.37	1/28/2012	6		0.53			1/28/2012
90	40.37	1/29/2012	7		-1.11			1/29/2012
91	40.37	1/30/2012	1		4.31		4.31	1/30/2012
92	40.37	1/31/2012	2		-3.55		-3.55	1/31/2012
93	30.68	2/1/2012	3		-3.64		-3.64	2/1/2012
94	30.68	2/2/2012	4		0.66		0.66	2/2/2012
95	30.68	2/3/2012	5		3.04		3.04	2/3/2012
96	30.68	2/4/2012	6		-0.43			2/4/2012
97	30.68	2/5/2012	7		-0.48			2/5/2012
98	30.68	2/6/2012	1		3.88		3.88	2/6/2012
99	30.68	2/7/2012	2		-2.14		-2.14	2/7/2012
100	30.68	2/8/2012	3		5.09		5.09	2/8/2012
101	30.68	2/9/2012	4		-2.59		-2.59	2/9/2012
102	30.68	2/10/2012	5		-3.52		-3.52	2/10/2012
103	30.68	2/11/2012	6		7.56			2/11/2012
104	30.68	2/12/2012	7		0.92			2/12/2012
105	30.68	2/13/2012	1		4.04		4.04	2/13/2012
106	30.68	2/14/2012	2		-11.1		-11.1	2/14/2012

Column	w England website L	M	N	O	P	Q	R	S
Line #	Monthly Avg NEMASSBOST Day Ahead LMP ($/MWh)		Week Day Indicator (Mon = 1,..., Sun =7)	Daily Change in Algonquin CG Basis($/MMBtu)	Daily Change in NEMASSBOST Day Ahead LMP ($/MWh)	Daily Change in Algonquin CG Basis($/MMBtu)	Daily Change in NEMASSBOST Day Ahead LMP ($/MWh)	
107	30.68	2/15/2012	3	[redacted]	-1.29	[redacted]	-1.29	2/15/2012
108	30.68	2/16/2012	4		-1.23		-1.23	2/16/2012
109	30.68	2/17/2012	5		-1.21		-1.21	2/17/2012
110	30.68	2/18/2012	6		1.86			2/18/2012
111	30.68	2/19/2012	7		-2.09			2/19/2012
112	30.68	2/20/2012	1		3.55		3.55	2/20/2012
113	30.68	2/21/2012	2		0.83		0.83	2/21/2012
114	30.68	2/22/2012	3		-2.63		-2.63	2/22/2012
115	30.68	2/23/2012	4		-1.67		-1.67	2/23/2012
116	30.68	2/24/2012	5		-1.26		-1.26	2/24/2012
117	30.68	2/25/2012	6		-2.63			2/25/2012
118	30.68	2/26/2012	7		1.41			2/26/2012
119	30.68	2/27/2012	1		3.69		3.69	2/27/2012
120	30.68	2/28/2012	2		-0.87		-0.87	2/28/2012
121	30.68	2/29/2012	3		-0.84		-0.84	2/29/2012
122	25.95	3/1/2012	4		1.55		1.55	3/1/2012
123	25.95	3/2/2012	5		2.57		2.57	3/2/2012
124	25.95	3/3/2012	6		-0.85			3/3/2012
125	25.95	3/4/2012	7		2.87			3/4/2012
126	25.95	3/5/2012	1		7.47		7.47	3/5/2012
127	25.95	3/6/2012	2		0.09		0.09	3/6/2012
128	25.95	3/7/2012	3		-13.16		-13.16	3/7/2012
129	25.95	3/8/2012	4		-1.11		-1.11	3/8/2012
130	25.95	3/9/2012	5		-2.41		-2.41	3/9/2012
131	25.95	3/10/2012	6		1.1			3/10/2012
132	25.95	3/11/2012	7		-0.63			3/11/2012
133	25.95	3/12/2012	1		1.31		1.31	3/12/2012
134	25.95	3/13/2012	2		-3.91		-3.91	3/13/2012
135	25.95	3/14/2012	3		0.06		0.06	3/14/2012
136	25.95	3/15/2012	4		1.95		1.95	3/15/2012
137	25.95	3/16/2012	5		-2.78		-2.78	3/16/2012
138	25.95	3/17/2012	6		-0.38			3/17/2012
139	25.95	3/18/2012	7		-1.13			3/18/2012
140	25.95	3/19/2012	1		4.28		4.28	3/19/2012
141	25.95	3/20/2012	2		-2.78		-2.78	3/20/2012
142	25.95	3/21/2012	3		-0.49		-0.49	3/21/2012
143	25.95	3/22/2012	4		2.93		2.93	3/22/2012
144	25.95	3/23/2012	5		-3.16		-3.16	3/23/2012
145	25.95	3/24/2012	6		-2.11			3/24/2012
146	25.95	3/25/2012	7		-0.28			3/25/2012
147	25.95	3/26/2012	1		4.88		4.88	3/26/2012
148	25.95	3/27/2012	2		3.75		3.75	3/27/2012
149	25.95	3/28/2012	3		1.91		1.91	3/28/2012
150	25.95	3/29/2012	4		-5.72		-5.72	3/29/2012
151	25.95	3/30/2012	5		4.63		4.63	3/30/2012
152	25.95	3/31/2012	6		2.69			3/31/2012

Column	T	U
Line #	Algonquin CG Basis Differential above Monthly Index ($/MMBtu)	NEMASSBOST Day Ahead LMP Differential Above Monthly Avg ($/MWh)
1	[redacted]	2.45
2		2.02
3		2.02
4		3.36
5		3.19
6		3.54
7		3.55
8		6.74
9		0.00
10		0.16
11		0.83
12		0.00
13		0.00
14		2.08
15		0.00
16		0.00
17		0.52
18		0.23
19		2.45
20		0.00
21		0.00
22		1.11
23		1.04
24		1.24
25		0.00
26		0.00
27		0.00
28		0.00
29		0.00
30		0.00
31		0.62
32		0.00
33		0.00
34		0.00
35		0.00
36		0.00
37		0.00
38		2.47
39		0.00
40		0.00
41		0.00
42		3.10
43		0.00
44		0.15
45		0.00
46		0.50
47		0.00
48		0.92
49		1.35
50		2.23
51		0.00
52		0.00
53		0.96

Column	T	U
Line #	Algonquin CG Basis Differential above Monthly Index ($/MMBtu)	NEMASSBOST Day Ahead LMP Differential Above Monthly Avg ($/MWh)
54	[redacted]	0.00
55		0.00
56		0.91
57		2.44
58		7.77
59		13.25
60		2.68
61		0.00
62		0.00
63		4.37
64		29.21
65		29.54
66		3.90
67		0.00
68		0.00
69		0.00
70		0.00
71		0.00
72		0.40
73		0.00
74		0.00
75		8.04
76		14.16
77		14.63
78		10.83
79		0.00
80		6.30
81		0.00
82		0.00
83		0.00
84		0.00
85		0.00
86		0.00
87		0.00
88		0.00
89		0.00
90		0.00
91		0.00
92		0.00
93		0.00
94		0.00
95		0.00
96		0.00
97		0.00
98		2.86
99		0.72
100		5.81
101		3.22
102		0.00
103		7.26
104		8.18
105		12.22
106		1.12

Column	T	U
Line #	Algonquin CG Basis Differential above Monthly Index ($/MMBtu)	NEMASSBOST Day Ahead LMP Differential Above Monthly Avg ($/MWh)
107	[redacted]	0.00
108		0.00
109		0.00
110		0.00
111		0.00
112		0.71
113		1.54
114		0.00
115		0.00
116		0.00
117		0.00
118		0.00
119		0.00
120		0.00
121		0.00
122		3.02
123		5.59
124		4.74
125		7.61
126		15.08
127		15.17
128		2.01
129		0.90
130		0.00
131		0.00
132		0.00
133		0.27
134		0.00
135		0.00
136		0.00
137		0.00
138		0.00
139		0.00
140		0.00
141		0.00
142		0.00
143		0.00
144		0.00
145		0.00
146		0.00
147		0.00
148		1.10
149		3.01
150		0.00
151		1.92
152		4.61

		Natural Gas Daily flow data from Platts.			Natural Gas First of Month data from Platts.				Day Ahead LMP Electric Prices from ISO Ne		
Column	A	B	C	D	E	F	G	H	I	J	K
Line #	Flow Date	Algonquin CG ($/MMBtu)	Henry Hub ($/MMBtu)	Algonquin CG Basis ($/MMBtu)	FOM Date	Algonquin CG ($/MMBtu)	Henry Hub ($/MMBtu)	Algonquin CG Basis ($/MMBtu)	Trade Date	Month	NEMASSBOST Day Ahead LMP ($/MWh)
1	11/1/2012	[redacted]			11/1/2012	[redacted]			11/1/2012	11	39.85
2	11/2/2012				11/2/2012				11/2/2012	11	35.23
3	11/3/2012				11/3/2012				11/3/2012	11	46.8
4	11/4/2012				11/4/2012				11/4/2012	11	46.33
5	11/5/2012				11/5/2012				11/5/2012	11	41.25
6	11/6/2012				11/6/2012				11/6/2012	11	55.39
7	11/7/2012				11/7/2012				11/7/2012	11	71.29
8	11/8/2012				11/8/2012				11/8/2012	11	62.9
9	11/9/2012				11/9/2012				11/9/2012	11	50.61
10	11/10/2012				11/10/2012				11/10/2012	11	41.1
11	11/11/2012				11/11/2012				11/11/2012	11	38.47
12	11/12/2012				11/12/2012				11/12/2012	11	40.04
13	11/13/2012				11/13/2012				11/13/2012	11	42.31
14	11/14/2012				11/14/2012				11/14/2012	11	56.25
15	11/15/2012				11/15/2012				11/15/2012	11	57.66
16	11/16/2012				11/16/2012				11/16/2012	11	50.64
17	11/17/2012				11/17/2012				11/17/2012	11	56.03
18	11/18/2012				11/18/2012				11/18/2012	11	50.08
19	11/19/2012				11/19/2012				11/19/2012	11	51.92
20	11/20/2012				11/20/2012				11/20/2012	11	56.26
21	11/21/2012				11/21/2012				11/21/2012	11	55.18
22	11/22/2012				11/22/2012				11/22/2012	11	51.24
23	11/23/2012				11/23/2012				11/23/2012	11	57.22
24	11/24/2012				11/24/2012				11/24/2012	11	57.95
25	11/25/2012				11/25/2012				11/25/2012	11	59.7
26	11/26/2012				11/26/2012				11/26/2012	11	59.71
27	11/27/2012				11/27/2012				11/27/2012	11	90.42
28	11/28/2012				11/28/2012				11/28/2012	11	77.57
29	11/29/2012				11/29/2012				11/29/2012	11	74.13
30	11/30/2012				11/30/2012				11/30/2012	11	76.05
31	12/1/2012				12/1/2012				12/1/2012	12	66.95
32	12/2/2012				12/2/2012				12/2/2012	12	44.82
33	12/3/2012				12/3/2012				12/3/2012	12	49.04
34	12/4/2012				12/4/2012				12/4/2012	12	44.51
35	12/5/2012				12/5/2012				12/5/2012	12	46.06
36	12/6/2012				12/6/2012				12/6/2012	12	70.81
37	12/7/2012				12/7/2012				12/7/2012	12	49.96
38	12/8/2012				12/8/2012				12/8/2012	12	38.04
39	12/9/2012				12/9/2012				12/9/2012	12	35.43
40	12/10/2012				12/10/2012				12/10/2012	12	34.79
41	12/11/2012				12/11/2012				12/11/2012	12	39.05
42	12/12/2012				12/12/2012				12/12/2012	12	44.6
43	12/13/2012				12/13/2012				12/13/2012	12	43.09
44	12/14/2012				12/14/2012				12/14/2012	12	38.07
45	12/15/2012				12/15/2012				12/15/2012	12	40.66
46	12/16/2012				12/16/2012				12/16/2012	12	38.6
47	12/17/2012				12/17/2012				12/17/2012	12	40.35
48	12/18/2012				12/18/2012				12/18/2012	12	34.62
49	12/19/2012				12/19/2012				12/19/2012	12	38.58
50	12/20/2012				12/20/2012				12/20/2012	12	36.49
51	12/21/2012				12/21/2012				12/21/2012	12	34.07
52	12/22/2012				12/22/2012				12/22/2012	12	40.85

		Natural Gas Daily flow data from Platts.			Natural Gas First of Month data from Platts.				Day Ahead LMP Electric Prices from ISO Ne		
Column	A	B	C	D	E	F	G	H	I	J	K
Line #	Flow Date	Algonquin CG ($/MMBtu)	Henry Hub ($/MMBtu)	Algonquin CG Basis ($/MMBtu)	FOM Date	Algonquin CG ($/MMBtu)	Henry Hub ($/MMBtu)	Algonquin CG Basis ($/MMBtu)	Trade Date	Month	NEMASSBOST Day Ahead LMP ($/MWh)
53	12/23/2012	[redacted]			12/23/2012	[redacted]			12/23/2012	12	38.96
54	12/24/2012				12/24/2012				12/24/2012	12	39.3
55	12/25/2012				12/25/2012				12/25/2012	12	40.64
56	12/26/2012				12/26/2012				12/26/2012	12	49.19
57	12/27/2012				12/27/2012				12/27/2012	12	42.05
58	12/28/2012				12/28/2012				12/28/2012	12	58.42
59	12/29/2012				12/29/2012				12/29/2012	12	77.73
60	12/30/2012				12/30/2012				12/30/2012	12	70.53
61	12/31/2012				12/31/2012				12/31/2012	12	77.89
62	1/1/2013				1/1/2013				1/1/2013	1	92.8
63	1/2/2013				1/2/2013				1/2/2013	1	103.87
64	1/3/2013				1/3/2013				1/3/2013	1	79.21
65	1/4/2013				1/4/2013				1/4/2013	1	66.09
66	1/5/2013				1/5/2013				1/5/2013	1	47.78
67	1/6/2013				1/6/2013				1/6/2013	1	44.93
68	1/7/2013				1/7/2013				1/7/2013	1	48.56
69	1/8/2013				1/8/2013				1/8/2013	1	38.26
70	1/9/2013				1/9/2013				1/9/2013	1	36.44
71	1/10/2013				1/10/2013				1/10/2013	1	34.24
72	1/11/2013				1/11/2013				1/11/2013	1	32.37
73	1/12/2013				1/12/2013				1/12/2013	1	40.36
74	1/13/2013				1/13/2013				1/13/2013	1	33.69
75	1/14/2013				1/14/2013				1/14/2013	1	40.62
76	1/15/2013				1/15/2013				1/15/2013	1	43.64
77	1/16/2013				1/16/2013				1/16/2013	1	56.96
78	1/17/2013				1/17/2013				1/17/2013	1	66.05
79	1/18/2013				1/18/2013				1/18/2013	1	82.62
80	1/19/2013				1/19/2013				1/19/2013	1	77.73
81	1/20/2013				1/20/2013				1/20/2013	1	74
82	1/21/2013				1/21/2013				1/21/2013	1	86.51
83	1/22/2013				1/22/2013				1/22/2013	1	131.68
84	1/23/2013				1/23/2013				1/23/2013	1	181.47
85	1/24/2013				1/24/2013				1/24/2013	1	213.77
86	1/25/2013				1/25/2013				1/25/2013	1	243.7
87	1/26/2013				1/26/2013				1/26/2013	1	179.38
88	1/27/2013				1/27/2013				1/27/2013	1	181.58
89	1/28/2013				1/28/2013				1/28/2013	1	169.33
90	1/29/2013				1/29/2013				1/29/2013	1	66.59
91	1/30/2013				1/30/2013				1/30/2013	1	41.99
92	1/31/2013				1/31/2013				1/31/2013	1	50.32
93	2/1/2013				2/1/2013				2/1/2013	2	112.87
94	2/2/2013				2/2/2013				2/2/2013	2	187.29
95	2/3/2013				2/3/2013				2/3/2013	2	189.74
96	2/4/2013				2/4/2013				2/4/2013	2	202.29
97	2/5/2013				2/5/2013				2/5/2013	2	127.02
98	2/6/2013				2/6/2013				2/6/2013	2	114.22
99	2/7/2013				2/7/2013				2/7/2013	2	169.41
100	2/8/2013				2/8/2013				2/8/2013	2	127.48
101	2/9/2013				2/9/2013				2/9/2013	2	193.93
102	2/10/2013				2/10/2013				2/10/2013	2	253.2
103	2/11/2013				2/11/2013				2/11/2013	2	235.84
104	2/12/2013				2/12/2013				2/12/2013	2	246.1

REDACTED

		Natural Gas Daily flow data from Platts.			Natural Gas First of Month data from Platts.				Day Ahead LMP Electric Prices from ISO Ne		
Column	A	B	C	D	E	F	G	H	I	J	K
Line #	Flow Date	Algonquin CG ($/MMBtu)	Henry Hub ($/MMBtu)	Algonquin CG Basis ($/MMBtu)	FOM Date	Algonquin CG ($/MMBtu)	Henry Hub ($/MMBtu)	Algonquin CG Basis ($/MMBtu)	Trade Date	Month	NEMASSBOST Day Ahead LMP ($/MWh)
105	2/13/2013	[redacted]			2/13/2013	[redacted]			2/13/2013	2	186.21
106	2/14/2013				2/14/2013				2/14/2013	2	116.49
107	2/15/2013				2/15/2013				2/15/2013	2	73.64
108	2/16/2013				2/16/2013				2/16/2013	2	95.46
109	2/17/2013				2/17/2013				2/17/2013	2	98.16
110	2/18/2013				2/18/2013				2/18/2013	2	125.93
111	2/19/2013				2/19/2013				2/19/2013	2	116.45
112	2/20/2013				2/20/2013				2/20/2013	2	99.37
113	2/21/2013				2/21/2013				2/21/2013	2	120.11
114	2/22/2013				2/22/2013				2/22/2013	2	73.74
115	2/23/2013				2/23/2013				2/23/2013	2	41
116	2/24/2013				2/24/2013				2/24/2013	2	40.39
117	2/25/2013				2/25/2013				2/25/2013	2	48.81
118	2/26/2013				2/26/2013				2/26/2013	2	49.86
119	2/27/2013				2/27/2013				2/27/2013	2	49.31
120	2/28/2013				2/28/2013				2/28/2013	2	51.77
121	3/1/2013				3/1/2013				3/1/2013	3	41.76
122	3/2/2013				3/2/2013				3/2/2013	3	35.33
123	3/3/2013				3/3/2013				3/3/2013	3	37.65
124	3/4/2013				3/4/2013				3/4/2013	3	53.23
125	3/5/2013				3/5/2013				3/5/2013	3	49.77
126	3/6/2013				3/6/2013				3/6/2013	3	53.01
127	3/7/2013				3/7/2013				3/7/2013	3	59
128	3/8/2013				3/8/2013				3/8/2013	3	59.72
129	3/9/2013				3/9/2013				3/9/2013	3	46.04
130	3/10/2013				3/10/2013				3/10/2013	3	45.03
131	3/11/2013				3/11/2013				3/11/2013	3	47.01
132	3/12/2013				3/12/2013				3/12/2013	3	42.52
133	3/13/2013				3/13/2013				3/13/2013	3	41.91
134	3/14/2013				3/14/2013				3/14/2013	3	64.39
135	3/15/2013				3/15/2013				3/15/2013	3	58.74
136	3/16/2013				3/16/2013				3/16/2013	3	51.81
137	3/17/2013				3/17/2013				3/17/2013	3	49.14
138	3/18/2013				3/18/2013				3/18/2013	3	67.57
139	3/19/2013				3/19/2013				3/19/2013	3	73.51
140	3/20/2013				3/20/2013				3/20/2013	3	77.68
141	3/21/2013				3/21/2013				3/21/2013	3	87.85
142	3/22/2013				3/22/2013				3/22/2013	3	61.57
143	3/23/2013				3/23/2013				3/23/2013	3	51.72
144	3/24/2013				3/24/2013				3/24/2013	3	47.31
145	3/25/2013				3/25/2013				3/25/2013	3	60.78
146	3/26/2013				3/26/2013				3/26/2013	3	57.2
147	3/27/2013				3/27/2013				3/27/2013	3	41.01
148	3/28/2013				3/28/2013				3/28/2013	3	40.99
149	3/29/2013				3/29/2013				3/29/2013	3	48.68
150	3/30/2013				3/30/2013				3/30/2013	3	48.04
151	3/31/2013				3/31/2013				3/31/2013	3	44.54

Column	w England website L	M	N	O	P	Q	R	S
Line #	Monthly Avg NEMASSBOST Day Ahead LMP ($/MWh)		Week Day Indicator (Mon = 1,..., Sun =7)	Daily Change in Algonquin CG Basis($/MMBtu)	Daily Change in NEMASSBOST Day Ahead LMP ($/MWh)	Daily Change in Algonquin CG Basis($/MMBtu)	Daily Change in NEMASSBOST Day Ahead LMP ($/MWh)	
1	54.99	11/1/2012	4					11/1/2012
2	54.99	11/2/2012	5		-4.62		-4.62	11/2/2012
3	54.99	11/3/2012	6		11.57			11/3/2012
4	54.99	11/4/2012	7		-0.47			11/4/2012
5	54.99	11/5/2012	1		-5.08		-5.08	11/5/2012
6	54.99	11/6/2012	2		14.14		14.14	11/6/2012
7	54.99	11/7/2012	3		15.9		15.9	11/7/2012
8	54.99	11/8/2012	4		-8.39		-8.39	11/8/2012
9	54.99	11/9/2012	5		-12.29		-12.29	11/9/2012
10	54.99	11/10/2012	6		-9.51			11/10/2012
11	54.99	11/11/2012	7		-2.63			11/11/2012
12	54.99	11/12/2012	1		1.57		1.57	11/12/2012
13	54.99	11/13/2012	2		2.27		2.27	11/13/2012
14	54.99	11/14/2012	3		13.94		13.94	11/14/2012
15	54.99	11/15/2012	4		1.41		1.41	11/15/2012
16	54.99	11/16/2012	5		-7.02		-7.02	11/16/2012
17	54.99	11/17/2012	6		5.39			11/17/2012
18	54.99	11/18/2012	7		-5.95			11/18/2012
19	54.99	11/19/2012	1		1.84		1.84	11/19/2012
20	54.99	11/20/2012	2		4.34		4.34	11/20/2012
21	54.99	11/21/2012	3		-1.08		-1.08	11/21/2012
22	54.99	11/22/2012	4		-3.94		-3.94	11/22/2012
23	54.99	11/23/2012	5		5.98		5.98	11/23/2012
24	54.99	11/24/2012	6		0.73			11/24/2012
25	54.99	11/25/2012	7		1.75			11/25/2012
26	54.99	11/26/2012	1		0.01		0.01	11/26/2012
27	54.99	11/27/2012	2		30.71		30.71	11/27/2012
28	54.99	11/28/2012	3		-12.85		-12.85	11/28/2012
29	54.99	11/29/2012	4		-3.44		-3.44	11/29/2012
30	54.99	11/30/2012	5		1.92		1.92	11/30/2012
31	46.59	12/1/2012	6		-9.1			12/1/2012
32	46.59	12/2/2012	7		-22.13			12/2/2012
33	46.59	12/3/2012	1		4.22		4.22	12/3/2012
34	46.59	12/4/2012	2		-4.53		-4.53	12/4/2012
35	46.59	12/5/2012	3		1.55		1.55	12/5/2012
36	46.59	12/6/2012	4		24.75		24.75	12/6/2012
37	46.59	12/7/2012	5		-20.85		-20.85	12/7/2012
38	46.59	12/8/2012	6		-11.92			12/8/2012
39	46.59	12/9/2012	7		-2.61			12/9/2012
40	46.59	12/10/2012	1		-0.64		-0.64	12/10/2012
41	46.59	12/11/2012	2		4.26		4.26	12/11/2012
42	46.59	12/12/2012	3		5.55		5.55	12/12/2012
43	46.59	12/13/2012	4		-1.51		-1.51	12/13/2012
44	46.59	12/14/2012	5		-5.02		-5.02	12/14/2012
45	46.59	12/15/2012	6		2.59			12/15/2012
46	46.59	12/16/2012	7		-2.06			12/16/2012
47	46.59	12/17/2012	1		1.75		1.75	12/17/2012
48	46.59	12/18/2012	2		-5.73		-5.73	12/18/2012
49	46.59	12/19/2012	3		3.96		3.96	12/19/2012
50	46.59	12/20/2012	4		-2.09		-2.09	12/20/2012
51	46.59	12/21/2012	5		-2.42		-2.42	12/21/2012
52	46.59	12/22/2012	6		6.78			12/22/2012

Column	w England website L	M	N	O	P	Q	R	S
Line #	Monthly Avg NEMASSBOST Day Ahead LMP ($/MWh)		Week Day Indicator (Mon = 1,..., Sun =7)	Daily Change in Algonquin CG Basis($/MMBtu)	Daily Change in NEMASSBOST Day Ahead LMP ($/MWh)	Daily Change in Algonquin CG Basis($/MMBtu)	Daily Change in NEMASSBOST Day Ahead LMP ($/MWh)	
53	46.59	12/23/2012	7	[redacted]	-1.89	[redacted]		12/23/2012
54	46.59	12/24/2012	1		0.34		0.34	12/24/2012
55	46.59	12/25/2012	2		1.34		1.34	12/25/2012
56	46.59	12/26/2012	3		8.55		8.55	12/26/2012
57	46.59	12/27/2012	4		-7.14		-7.14	12/27/2012
58	46.59	12/28/2012	5		16.37		16.37	12/28/2012
59	46.59	12/29/2012	6		19.31			12/29/2012
60	46.59	12/30/2012	7		-7.2			12/30/2012
61	46.59	12/31/2012	1		7.36		7.36	12/31/2012
62	86.66	1/1/2013	2		14.91		14.91	1/1/2013
63	86.66	1/2/2013	3		11.07		11.07	1/2/2013
64	86.66	1/3/2013	4		-24.66		-24.66	1/3/2013
65	86.66	1/4/2013	5		-13.12		-13.12	1/4/2013
66	86.66	1/5/2013	6		-18.31			1/5/2013
67	86.66	1/6/2013	7		-2.85			1/6/2013
68	86.66	1/7/2013	1		3.63		3.63	1/7/2013
69	86.66	1/8/2013	2		-10.3		-10.3	1/8/2013
70	86.66	1/9/2013	3		-1.82		-1.82	1/9/2013
71	86.66	1/10/2013	4		-2.2		-2.2	1/10/2013
72	86.66	1/11/2013	5		-1.87		-1.87	1/11/2013
73	86.66	1/12/2013	6		7.99			1/12/2013
74	86.66	1/13/2013	7		-6.67			1/13/2013
75	86.66	1/14/2013	1		6.93		6.93	1/14/2013
76	86.66	1/15/2013	2		3.02		3.02	1/15/2013
77	86.66	1/16/2013	3		13.32		13.32	1/16/2013
78	86.66	1/17/2013	4		9.09		9.09	1/17/2013
79	86.66	1/18/2013	5		16.57		16.57	1/18/2013
80	86.66	1/19/2013	6		-4.89			1/19/2013
81	86.66	1/20/2013	7		-3.73			1/20/2013
82	86.66	1/21/2013	1		12.51		12.51	1/21/2013
83	86.66	1/22/2013	2		45.17		45.17	1/22/2013
84	86.66	1/23/2013	3		49.79		49.79	1/23/2013
85	86.66	1/24/2013	4		32.3		32.3	1/24/2013
86	86.66	1/25/2013	5		29.93		29.93	1/25/2013
87	86.66	1/26/2013	6		-64.32			1/26/2013
88	86.66	1/27/2013	7		2.2			1/27/2013
89	86.66	1/28/2013	1		-12.25		-12.25	1/28/2013
90	86.66	1/29/2013	2		-102.74		-102.74	1/29/2013
91	86.66	1/30/2013	3		-24.6		-24.6	1/30/2013
92	86.66	1/31/2013	4		8.33		8.33	1/31/2013
93	126.65	2/1/2013	5		62.55		62.55	2/1/2013
94	126.65	2/2/2013	6		74.42			2/2/2013
95	126.65	2/3/2013	7		2.45			2/3/2013
96	126.65	2/4/2013	1		12.55		12.55	2/4/2013
97	126.65	2/5/2013	2		-75.27		-75.27	2/5/2013
98	126.65	2/6/2013	3		-12.8		-12.8	2/6/2013
99	126.65	2/7/2013	4		55.19		55.19	2/7/2013
100	126.65	2/8/2013	5		-41.93		-41.93	2/8/2013
101	126.65	2/9/2013	6		66.45			2/9/2013
102	126.65	2/10/2013	7		59.27			2/10/2013
103	126.65	2/11/2013	1		-17.36		-17.36	2/11/2013
104	126.65	2/12/2013	2		10.26		10.26	2/12/2013

Column	w England website L	M	N	O	P	Q	R	S
Line #	Monthly Avg NEMASSBOST Day Ahead LMP ($/MWh)		Week Day Indicator (Mon = 1,..., Sun =7)	Daily Change in Algonquin CG Basis($/MMBtu)	Daily Change in NEMASSBOST Day Ahead LMP ($/MWh)	Daily Change in Algonquin CG Basis($/MMBtu)	Daily Change in NEMASSBOST Day Ahead LMP ($/MWh)	
105	126.65	2/13/2013	3	[redacted]	-59.89	[redacted]	-59.89	2/13/2013
106	126.65	2/14/2013	4		-69.72		-69.72	2/14/2013
107	126.65	2/15/2013	5		-42.85		-42.85	2/15/2013
108	126.65	2/16/2013	6		21.82			2/16/2013
109	126.65	2/17/2013	7		2.7			2/17/2013
110	126.65	2/18/2013	1		27.77		27.77	2/18/2013
111	126.65	2/19/2013	2		-9.48		-9.48	2/19/2013
112	126.65	2/20/2013	3		-17.08		-17.08	2/20/2013
113	126.65	2/21/2013	4		20.74		20.74	2/21/2013
114	126.65	2/22/2013	5		-46.37		-46.37	2/22/2013
115	126.65	2/23/2013	6		-32.74			2/23/2013
116	126.65	2/24/2013	7		-0.61			2/24/2013
117	126.65	2/25/2013	1		8.42		8.42	2/25/2013
118	126.65	2/26/2013	2		1.05		1.05	2/26/2013
119	126.65	2/27/2013	3		-0.55		-0.55	2/27/2013
120	126.65	2/28/2013	4		2.46		2.46	2/28/2013
121	53.05	3/1/2013	5		-10.01		-10.01	3/1/2013
122	53.05	3/2/2013	6		-6.43			3/2/2013
123	53.05	3/3/2013	7		2.32			3/3/2013
124	53.05	3/4/2013	1		15.58		15.58	3/4/2013
125	53.05	3/5/2013	2		-3.46		-3.46	3/5/2013
126	53.05	3/6/2013	3		3.24		3.24	3/6/2013
127	53.05	3/7/2013	4		5.99		5.99	3/7/2013
128	53.05	3/8/2013	5		0.72		0.72	3/8/2013
129	53.05	3/9/2013	6		-13.68			3/9/2013
130	53.05	3/10/2013	7		-1.01			3/10/2013
131	53.05	3/11/2013	1		1.98		1.98	3/11/2013
132	53.05	3/12/2013	2		-4.49		-4.49	3/12/2013
133	53.05	3/13/2013	3		-0.61		-0.61	3/13/2013
134	53.05	3/14/2013	4		22.48		22.48	3/14/2013
135	53.05	3/15/2013	5		-5.65		-5.65	3/15/2013
136	53.05	3/16/2013	6		-6.93			3/16/2013
137	53.05	3/17/2013	7		-2.67			3/17/2013
138	53.05	3/18/2013	1		18.43		18.43	3/18/2013
139	53.05	3/19/2013	2		5.94		5.94	3/19/2013
140	53.05	3/20/2013	3		4.17		4.17	3/20/2013
141	53.05	3/21/2013	4		10.17		10.17	3/21/2013
142	53.05	3/22/2013	5		-26.28		-26.28	3/22/2013
143	53.05	3/23/2013	6		-9.85			3/23/2013
144	53.05	3/24/2013	7		-4.41			3/24/2013
145	53.05	3/25/2013	1		13.47		13.47	3/25/2013
146	53.05	3/26/2013	2		-3.58		-3.58	3/26/2013
147	53.05	3/27/2013	3		-16.19		-16.19	3/27/2013
148	53.05	3/28/2013	4		-0.02		-0.02	3/28/2013
149	53.05	3/29/2013	5		7.69		7.69	3/29/2013
150	53.05	3/30/2013	6		-0.64			3/30/2013
151	53.05	3/31/2013	7		-3.5			3/31/2013

Column	T	U
Line #	Algonquin CG Basis Differential above Monthly Index ($/MMBtu)	NEMASSBOST Day Ahead LMP Differential Above Monthly Avg ($/MWh)
1	[redacted]	0.00
2		0.00
3		0.00
4		0.00
5		0.00
6		0.40
7		16.30
8		7.91
9		0.00
10		0.00
11		0.00
12		0.00
13		0.00
14		1.26
15		2.67
16		0.00
17		1.04
18		0.00
19		0.00
20		1.27
21		0.19
22		0.00
23		2.23
24		2.96
25		4.71
26		4.72
27		35.43
28		22.58
29		19.14
30		21.06
31		20.36
32		0.00
33		2.45
34		0.00
35		0.00
36		24.22
37		3.37
38		0.00
39		0.00
40		0.00
41		0.00
42		0.00
43		0.00
44		0.00
45		0.00
46		0.00
47		0.00
48		0.00
49		0.00
50		0.00
51		0.00
52		0.00

Column	T	U
Line #	Algonquin CG Basis Differential above Monthly Index ($/MMBtu)	NEMASSBOST Day Ahead LMP Differential Above Monthly Avg ($/MWh)
53	[redacted]	0.00
54		0.00
55		0.00
56		2.60
57		0.00
58		11.83
59		31.14
60		23.94
61		31.30
62		6.14
63		17.21
64		0.00
65		0.00
66		0.00
67		0.00
68		0.00
69		0.00
70		0.00
71		0.00
72		0.00
73		0.00
74		0.00
75		0.00
76		0.00
77		0.00
78		0.00
79		0.00
80		0.00
81		0.00
82		0.00
83		45.02
84		94.81
85		127.11
86		157.04
87		92.72
88		94.92
89		82.67
90		0.00
91		0.00
92		0.00
93		0.00
94		60.64
95		63.09
96		75.64
97		0.37
98		0.00
99		42.76
100		0.83
101		67.28
102		126.55
103		109.19
104		119.45

Column	T	U
Line #	Algonquin CG Basis Differential above Monthly Index ($/MMBtu)	NEMASSBOST Day Ahead LMP Differential Above Monthly Avg ($/MWh)
105	[redacted]	59.56
106		0.00
107		0.00
108		0.00
109		0.00
110		0.00
111		0.00
112		0.00
113		0.00
114		0.00
115		0.00
116		0.00
117		0.00
118		0.00
119		0.00
120		0.00
121		0.00
122		0.00
123		0.00
124		0.18
125		0.00
126		0.00
127		5.95
128		6.67
129		0.00
130		0.00
131		0.00
132		0.00
133		0.00
134		11.34
135		5.69
136		0.00
137		0.00
138		14.52
139		20.46
140		24.63
141		34.80
142		8.52
143		0.00
144		0.00
145		7.73
146		4.15
147		0.00
148		0.00
149		0.00
150		0.00
151		0.00

REDACTED

		Natural Gas Daily flow data from Platts.			Natural Gas First of Month data from Platts.				Day Ahead LMP Electric Prices from ISO Ne		
Column	A	B	C	D	E	F	G	H	I	J	K
Line #	Flow Date	Algonquin CG ($/MMBtu)	Henry Hub ($/MMBtu)	Algonquin CG Basis ($/MMBtu)	FOM Date	Algonquin CG ($/MMBtu)	Henry Hub ($/MMBtu)	Algonquin CG Basis ($/MMBtu)	Trade Date	Month	NEMASSBOST Day Ahead LMP ($/MWh)
1	11/1/2013				11/1/2013				11/1/2013	11	38.16
2	11/2/2013				11/2/2013				11/2/2013	11	32.5
3	11/3/2013				11/3/2013				11/3/2013	11	35.99
4	11/4/2013				11/4/2013				11/4/2013	11	38.44
5	11/5/2013				11/5/2013				11/5/2013	11	32.7
6	11/6/2013				11/6/2013				11/6/2013	11	33.01
7	11/7/2013				11/7/2013				11/7/2013	11	30.63
8	11/8/2013				11/8/2013				11/8/2013	11	36.28
9	11/9/2013				11/9/2013				11/9/2013	11	31.14
10	11/10/2013				11/10/2013				11/10/2013	11	29.69
11	11/11/2013				11/11/2013				11/11/2013	11	36.31
12	11/12/2013				11/12/2013				11/12/2013	11	56.36
13	11/13/2013				11/13/2013				11/13/2013	11	62.73
14	11/14/2013				11/14/2013				11/14/2013	11	38.02
15	11/15/2013				11/15/2013				11/15/2013	11	36.29
16	11/16/2013				11/16/2013				11/16/2013	11	29.83
17	11/17/2013				11/17/2013				11/17/2013	11	30.89
18	11/18/2013				11/18/2013				11/18/2013	11	32.83
19	11/19/2013				11/19/2013				11/19/2013	11	40.11
20	11/20/2013				11/20/2013				11/20/2013	11	44.89
21	11/21/2013				11/21/2013				11/21/2013	11	39.42
22	11/22/2013				11/22/2013				11/22/2013	11	41.26
23	11/23/2013				11/23/2013				11/23/2013	11	60.84
24	11/24/2013				11/24/2013				11/24/2013	11	72.89
25	11/25/2013				11/25/2013				11/25/2013	11	100.22
26	11/26/2013				11/26/2013				11/26/2013	11	61.68
27	11/27/2013				11/27/2013				11/27/2013	11	70.84
28	11/28/2013				11/28/2013				11/28/2013	11	49.84
29	11/29/2013				11/29/2013				11/29/2013	11	62.52
30	11/30/2013				11/30/2013				11/30/2013	11	59.92
31	12/1/2013				12/1/2013				12/1/2013	12	55.18
32	12/2/2013				12/2/2013				12/2/2013	12	59.19
33	12/3/2013				12/3/2013				12/3/2013	12	42.47
34	12/4/2013				12/4/2013				12/4/2013	12	40.56
35	12/5/2013				12/5/2013				12/5/2013	12	41.12
36	12/6/2013				12/6/2013				12/6/2013	12	40.88
37	12/7/2013				12/7/2013				12/7/2013	12	54.92
38	12/8/2013				12/8/2013				12/8/2013	12	75.93
39	12/9/2013				12/9/2013				12/9/2013	12	78.81
40	12/10/2013				12/10/2013				12/10/2013	12	114.94
41	12/11/2013				12/11/2013				12/11/2013	12	147.64
42	12/12/2013				12/12/2013				12/12/2013	12	158.28
43	12/13/2013				12/13/2013				12/13/2013	12	190.42
44	12/14/2013				12/14/2013				12/14/2013	12	193.28
45	12/15/2013				12/15/2013				12/15/2013	12	196.53
46	12/16/2013				12/16/2013				12/16/2013	12	214.45
47	12/17/2013				12/17/2013				12/17/2013	12	192.46
48	12/18/2013				12/18/2013				12/18/2013	12	167.59
49	12/19/2013				12/19/2013				12/19/2013	12	101.22
50	12/20/2013				12/20/2013				12/20/2013	12	81.41
51	12/21/2013				12/21/2013				12/21/2013	12	41.21
52	12/22/2013				12/22/2013				12/22/2013	12	33.01

REDACTED

		Natural Gas Daily flow data from Platts.			Natural Gas First of Month data from Platts.				Day Ahead LMP Electric Prices from ISO Ne		
Column	A	B	C	D	E	F	G	H	I	J	K
Line #	Flow Date	Algonquin CG ($/MMBtu)	Henry Hub ($/MMBtu)	Algonquin CG Basis ($/MMBtu)	FOM Date	Algonquin CG ($/MMBtu)	Henry Hub ($/MMBtu)	Algonquin CG Basis ($/MMBtu)	Trade Date	Month	NEMASSBOST Day Ahead LMP ($/MWh)
53	12/23/2013				12/23/2013				12/23/2013	12	38.71
54	12/24/2013				12/24/2013				12/24/2013	12	60.19
55	12/25/2013				12/25/2013				12/25/2013	12	58.02
56	12/26/2013				12/26/2013				12/26/2013	12	64.19
57	12/27/2013				12/27/2013				12/27/2013	12	76.23
58	12/28/2013				12/28/2013				12/28/2013	12	58.7
59	12/29/2013				12/29/2013				12/29/2013	12	65.85
60	12/30/2013				12/30/2013				12/30/2013	12	74.32
61	12/31/2013				12/31/2013				12/31/2013	12	164.6
62	1/1/2014				1/1/2014				1/1/2014	1	179.16
63	1/2/2014				1/2/2014				1/2/2014	1	177.01
64	1/3/2014				1/3/2014				1/3/2014	1	223.42
65	1/4/2014				1/4/2014				1/4/2014	1	171.88
66	1/5/2014				1/5/2014				1/5/2014	1	108.61
67	1/6/2014				1/6/2014				1/6/2014	1	141.27
68	1/7/2014				1/7/2014				1/7/2014	1	213.98
69	1/8/2014				1/8/2014				1/8/2014	1	208.5
70	1/9/2014				1/9/2014				1/9/2014	1	173.13
71	1/10/2014				1/10/2014				1/10/2014	1	93.2
72	1/11/2014				1/11/2014				1/11/2014	1	46.19
73	1/12/2014				1/12/2014				1/12/2014	1	41.5
74	1/13/2014				1/13/2014				1/13/2014	1	45.43
75	1/14/2014				1/14/2014				1/14/2014	1	46.84
76	1/15/2014				1/15/2014				1/15/2014	1	54.03
77	1/16/2014				1/16/2014				1/16/2014	1	56.88
78	1/17/2014				1/17/2014				1/17/2014	1	55.77
79	1/18/2014				1/18/2014				1/18/2014	1	58.73
80	1/19/2014				1/19/2014				1/19/2014	1	98.66
81	1/20/2014				1/20/2014				1/20/2014	1	157.26
82	1/21/2014				1/21/2014				1/21/2014	1	201.18
83	1/22/2014				1/22/2014				1/22/2014	1	270.98
84	1/23/2014				1/23/2014				1/23/2014	1	406.38
85	1/24/2014				1/24/2014				1/24/2014	1	321.7
86	1/25/2014				1/25/2014				1/25/2014	1	244.23
87	1/26/2014				1/26/2014				1/26/2014	1	260.31
88	1/27/2014				1/27/2014				1/27/2014	1	297.47
89	1/28/2014				1/28/2014				1/28/2014	1	354.97
90	1/29/2014				1/29/2014				1/29/2014	1	244.14
91	1/30/2014				1/30/2014				1/30/2014	1	151.08
92	1/31/2014				1/31/2014				1/31/2014	1	137.55
93	2/1/2014				2/1/2014				2/1/2014	2	77.32
94	2/2/2014				2/2/2014				2/2/2014	2	81.81
95	2/3/2014				2/3/2014				2/3/2014	2	85.74
96	2/4/2014				2/4/2014				2/4/2014	2	91.98
97	2/5/2014				2/5/2014				2/5/2014	2	151.9
98	2/6/2014				2/6/2014				2/6/2014	2	202.07
99	2/7/2014				2/7/2014				2/7/2014	2	186.6
100	2/8/2014				2/8/2014				2/8/2014	2	149.04
101	2/9/2014				2/9/2014				2/9/2014	2	183.9
102	2/10/2014				2/10/2014				2/10/2014	2	192.9
103	2/11/2014				2/11/2014				2/11/2014	2	202.84
104	2/12/2014				2/12/2014				2/12/2014	2	185.77

		Natural Gas Daily flow data from Platts.			Natural Gas First of Month data from Platts.				Day Ahead LMP Electric Prices from ISO Ne		
Column	A	B	C	D	E	F	G	H	I	J	K
Line #	Flow Date	Algonquin CG ($/MMBtu)	Henry Hub ($/MMBtu)	Algonquin CG Basis ($/MMBtu)	FOM Date	Algonquin CG ($/MMBtu)	Henry Hub ($/MMBtu)	Algonquin CG Basis ($/MMBtu)	Trade Date	Month	NEMASSBOST Day Ahead LMP ($/MWh)
105	2/13/2014	[redacted]			2/13/2014	[redacted]			2/13/2014	2	141.08
106	2/14/2014				2/14/2014				2/14/2014	2	146.24
107	2/15/2014				2/15/2014				2/15/2014	2	160.65
108	2/16/2014				2/16/2014				2/16/2014	2	175.06
109	2/17/2014				2/17/2014				2/17/2014	2	177.14
110	2/18/2014				2/18/2014				2/18/2014	2	157.6
111	2/19/2014				2/19/2014				2/19/2014	2	115.8
112	2/20/2014				2/20/2014				2/20/2014	2	129.87
113	2/21/2014				2/21/2014				2/21/2014	2	115.83
114	2/22/2014				2/22/2014				2/22/2014	2	114.83
115	2/23/2014				2/23/2014				2/23/2014	2	110.9
116	2/24/2014				2/24/2014				2/24/2014	2	186.45
117	2/25/2014				2/25/2014				2/25/2014	2	215.35
118	2/26/2014				2/26/2014				2/26/2014	2	197.4
119	2/27/2014				2/27/2014				2/27/2014	2	210.44
120	2/28/2014				2/28/2014				2/28/2014	2	228.32
121	3/1/2014				3/1/2014				3/1/2014	3	224.1
122	3/2/2014				3/2/2014				3/2/2014	3	188.23
123	3/3/2014				3/3/2014				3/3/2014	3	227.6
124	3/4/2014				3/4/2014				3/4/2014	3	229.35
125	3/5/2014				3/5/2014				3/5/2014	3	243.3
126	3/6/2014				3/6/2014				3/6/2014	3	209.82
127	3/7/2014				3/7/2014				3/7/2014	3	134.73
128	3/8/2014				3/8/2014				3/8/2014	3	125.19
129	3/9/2014				3/9/2014				3/9/2014	3	111.11
130	3/10/2014				3/10/2014				3/10/2014	3	156.28
131	3/11/2014				3/11/2014				3/11/2014	3	64.21
132	3/12/2014				3/12/2014				3/12/2014	3	58.93
133	3/13/2014				3/13/2014				3/13/2014	3	131.06
134	3/14/2014				3/14/2014				3/14/2014	3	112.06
135	3/15/2014				3/15/2014				3/15/2014	3	58.81
136	3/16/2014				3/16/2014				3/16/2014	3	86.39
137	3/17/2014				3/17/2014				3/17/2014	3	145.91
138	3/18/2014				3/18/2014				3/18/2014	3	140.98
139	3/19/2014				3/19/2014				3/19/2014	3	57.28
140	3/20/2014				3/20/2014				3/20/2014	3	49.38
141	3/21/2014				3/21/2014				3/21/2014	3	46.33
142	3/22/2014				3/22/2014				3/22/2014	3	53.06
143	3/23/2014				3/23/2014				3/23/2014	3	51.99
144	3/24/2014				3/24/2014				3/24/2014	3	103.07
145	3/25/2014				3/25/2014				3/25/2014	3	95.14
146	3/26/2014				3/26/2014				3/26/2014	3	107.08
147	3/27/2014				3/27/2014				3/27/2014	3	72.67
148	3/28/2014				3/28/2014				3/28/2014	3	42.44
149	3/29/2014				3/29/2014				3/29/2014	3	42.28
150	3/30/2014				3/30/2014				3/30/2014	3	41.59
151	3/31/2014				3/31/2014				3/31/2014	3	54.35

Column	w England website L	M	N	O	P	Q	R	S
Line #	Monthly Avg NEMASSBOST Day Ahead LMP ($/MWh)		Week Day Indicator (Mon = 1,..., Sun =7)	Daily Change in Algonquin CG Basis($/MMBtu)	Daily Change in NEMASSBOST Day Ahead LMP ($/MWh)	Daily Change in Algonquin CG Basis($/MMBtu)	Daily Change in NEMASSBOST Day Ahead LMP ($/MWh)	
1	45.54	11/1/2013	5	[redacted]		[redacted]		11/1/2013
2	45.54	11/2/2013	6		-5.66			11/2/2013
3	45.54	11/3/2013	7		3.49			11/3/2013
4	45.54	11/4/2013	1		2.45		2.45	11/4/2013
5	45.54	11/5/2013	2		-5.74		-5.74	11/5/2013
6	45.54	11/6/2013	3		0.31		0.31	11/6/2013
7	45.54	11/7/2013	4		-2.38		-2.38	11/7/2013
8	45.54	11/8/2013	5		5.65		5.65	11/8/2013
9	45.54	11/9/2013	6		-5.14			11/9/2013
10	45.54	11/10/2013	7		-1.45			11/10/2013
11	45.54	11/11/2013	1		6.62		6.62	11/11/2013
12	45.54	11/12/2013	2		20.05		20.05	11/12/2013
13	45.54	11/13/2013	3		6.37		6.37	11/13/2013
14	45.54	11/14/2013	4		-24.71		-24.71	11/14/2013
15	45.54	11/15/2013	5		-1.73		-1.73	11/15/2013
16	45.54	11/16/2013	6		-6.46			11/16/2013
17	45.54	11/17/2013	7		1.06			11/17/2013
18	45.54	11/18/2013	1		1.94		1.94	11/18/2013
19	45.54	11/19/2013	2		7.28		7.28	11/19/2013
20	45.54	11/20/2013	3		4.78		4.78	11/20/2013
21	45.54	11/21/2013	4		-5.47		-5.47	11/21/2013
22	45.54	11/22/2013	5		1.84		1.84	11/22/2013
23	45.54	11/23/2013	6		19.58			11/23/2013
24	45.54	11/24/2013	7		12.05			11/24/2013
25	45.54	11/25/2013	1		27.33		27.33	11/25/2013
26	45.54	11/26/2013	2		-38.54		-38.54	11/26/2013
27	45.54	11/27/2013	3		9.16		9.16	11/27/2013
28	45.54	11/28/2013	4		-21		-21	11/28/2013
29	45.54	11/29/2013	5		12.68		12.68	11/29/2013
30	45.54	11/30/2013	6		-2.6			11/30/2013
31	96.20	12/1/2013	7		-4.74			12/1/2013
32	96.20	12/2/2013	1		4.01		4.01	12/2/2013
33	96.20	12/3/2013	2		-16.72		-16.72	12/3/2013
34	96.20	12/4/2013	3		-1.91		-1.91	12/4/2013
35	96.20	12/5/2013	4		0.56		0.56	12/5/2013
36	96.20	12/6/2013	5		-0.24		-0.24	12/6/2013
37	96.20	12/7/2013	6		14.04			12/7/2013
38	96.20	12/8/2013	7		21.01			12/8/2013
39	96.20	12/9/2013	1		2.88		2.88	12/9/2013
40	96.20	12/10/2013	2		36.13		36.13	12/10/2013
41	96.20	12/11/2013	3		32.7		32.7	12/11/2013
42	96.20	12/12/2013	4		10.64		10.64	12/12/2013
43	96.20	12/13/2013	5		32.14		32.14	12/13/2013
44	96.20	12/14/2013	6		2.86			12/14/2013
45	96.20	12/15/2013	7		3.25			12/15/2013
46	96.20	12/16/2013	1		17.92		17.92	12/16/2013
47	96.20	12/17/2013	2		-21.99		-21.99	12/17/2013
48	96.20	12/18/2013	3		-24.87		-24.87	12/18/2013
49	96.20	12/19/2013	4		-66.37		-66.37	12/19/2013
50	96.20	12/20/2013	5		-19.81		-19.81	12/20/2013
51	96.20	12/21/2013	6		-40.2			12/21/2013
52	96.20	12/22/2013	7		-8.2			12/22/2013

Column	w England website L	M	N	O	P	Q	R	S
Line #	Monthly Avg NEMASSBOST Day Ahead LMP ($/MWh)		Week Day Indicator (Mon = 1,..., Sun =7)	Daily Change in Algonquin CG Basis($/MMBtu)	Daily Change in NEMASSBOST Day Ahead LMP ($/MWh)	Daily Change in Algonquin CG Basis($/MMBtu)	Daily Change in NEMASSBOST Day Ahead LMP ($/MWh)	
53	96.20	12/23/2013	1	[redacted]	5.7	[redacted]	5.7	12/23/2013
54	96.20	12/24/2013	2		21.48		21.48	12/24/2013
55	96.20	12/25/2013	3		-2.17		-2.17	12/25/2013
56	96.20	12/26/2013	4		6.17		6.17	12/26/2013
57	96.20	12/27/2013	5		12.04		12.04	12/27/2013
58	96.20	12/28/2013	6		-17.53			12/28/2013
59	96.20	12/29/2013	7		7.15			12/29/2013
60	96.20	12/30/2013	1		8.47		8.47	12/30/2013
61	96.20	12/31/2013	2		90.28		90.28	12/31/2013
62	169.08	1/1/2014	3		14.56		14.56	1/1/2014
63	169.08	1/2/2014	4		-2.15		-2.15	1/2/2014
64	169.08	1/3/2014	5		46.41		46.41	1/3/2014
65	169.08	1/4/2014	6		-51.54			1/4/2014
66	169.08	1/5/2014	7		-63.27			1/5/2014
67	169.08	1/6/2014	1		32.66		32.66	1/6/2014
68	169.08	1/7/2014	2		72.71		72.71	1/7/2014
69	169.08	1/8/2014	3		-5.48		-5.48	1/8/2014
70	169.08	1/9/2014	4		-35.37		-35.37	1/9/2014
71	169.08	1/10/2014	5		-79.93		-79.93	1/10/2014
72	169.08	1/11/2014	6		-47.01			1/11/2014
73	169.08	1/12/2014	7		-4.69			1/12/2014
74	169.08	1/13/2014	1		3.93		3.93	1/13/2014
75	169.08	1/14/2014	2		1.41		1.41	1/14/2014
76	169.08	1/15/2014	3		7.19		7.19	1/15/2014
77	169.08	1/16/2014	4		2.85		2.85	1/16/2014
78	169.08	1/17/2014	5		-1.11		-1.11	1/17/2014
79	169.08	1/18/2014	6		2.96			1/18/2014
80	169.08	1/19/2014	7		39.93			1/19/2014
81	169.08	1/20/2014	1		58.6		58.6	1/20/2014
82	169.08	1/21/2014	2		43.92		43.92	1/21/2014
83	169.08	1/22/2014	3		69.8		69.8	1/22/2014
84	169.08	1/23/2014	4		135.4		135.4	1/23/2014
85	169.08	1/24/2014	5		-84.68		-84.68	1/24/2014
86	169.08	1/25/2014	6		-77.47			1/25/2014
87	169.08	1/26/2014	7		16.08			1/26/2014
88	169.08	1/27/2014	1		37.16		37.16	1/27/2014
89	169.08	1/28/2014	2		57.5		57.5	1/28/2014
90	169.08	1/29/2014	3		-110.83		-110.83	1/29/2014
91	169.08	1/30/2014	4		-93.06		-93.06	1/30/2014
92	169.08	1/31/2014	5		-13.53		-13.53	1/31/2014
93	156.24	2/1/2014	6		-60.23			2/1/2014
94	156.24	2/2/2014	7		4.49			2/2/2014
95	156.24	2/3/2014	1		3.93		3.93	2/3/2014
96	156.24	2/4/2014	2		6.24		6.24	2/4/2014
97	156.24	2/5/2014	3		59.92		59.92	2/5/2014
98	156.24	2/6/2014	4		50.17		50.17	2/6/2014
99	156.24	2/7/2014	5		-15.47		-15.47	2/7/2014
100	156.24	2/8/2014	6		-37.56			2/8/2014
101	156.24	2/9/2014	7		34.86			2/9/2014
102	156.24	2/10/2014	1		9		9	2/10/2014
103	156.24	2/11/2014	2		9.94		9.94	2/11/2014
104	156.24	2/12/2014	3		-17.07		-17.07	2/12/2014

Column	w England website L	M	N	O	P	Q	R	S
Line #	Monthly Avg NEMASSBOST Day Ahead LMP ($/MWh)		Week Day Indicator (Mon = 1,..., Sun =7)	Daily Change in Algonquin CG Basis($/MMBtu)	Daily Change in NEMASSBOST Day Ahead LMP ($/MWh)	Daily Change in Algonquin CG Basis($/MMBtu)	Daily Change in NEMASSBOST Day Ahead LMP ($/MWh)	
105	156.24	2/13/2014	4	[redacted]	-44.69	[redacted]	-44.69	2/13/2014
106	156.24	2/14/2014	5		5.16		5.16	2/14/2014
107	156.24	2/15/2014	6		14.41			2/15/2014
108	156.24	2/16/2014	7		14.41			2/16/2014
109	156.24	2/17/2014	1		2.08		2.08	2/17/2014
110	156.24	2/18/2014	2		-19.54		-19.54	2/18/2014
111	156.24	2/19/2014	3		-41.8		-41.8	2/19/2014
112	156.24	2/20/2014	4		14.07		14.07	2/20/2014
113	156.24	2/21/2014	5		-14.04		-14.04	2/21/2014
114	156.24	2/22/2014	6		-1			2/22/2014
115	156.24	2/23/2014	7		-3.93			2/23/2014
116	156.24	2/24/2014	1		75.55		75.55	2/24/2014
117	156.24	2/25/2014	2		28.9		28.9	2/25/2014
118	156.24	2/26/2014	3		-17.95		-17.95	2/26/2014
119	156.24	2/27/2014	4		13.04		13.04	2/27/2014
120	156.24	2/28/2014	5		17.88		17.88	2/28/2014
121	111.77	3/1/2014	6		-4.22			3/1/2014
122	111.77	3/2/2014	7		-35.87			3/2/2014
123	111.77	3/3/2014	1		39.37		39.37	3/3/2014
124	111.77	3/4/2014	2		1.75		1.75	3/4/2014
125	111.77	3/5/2014	3		13.95		13.95	3/5/2014
126	111.77	3/6/2014	4		-33.48		-33.48	3/6/2014
127	111.77	3/7/2014	5		-75.09		-75.09	3/7/2014
128	111.77	3/8/2014	6		-9.54			3/8/2014
129	111.77	3/9/2014	7		-14.08			3/9/2014
130	111.77	3/10/2014	1		45.17		45.17	3/10/2014
131	111.77	3/11/2014	2		-92.07		-92.07	3/11/2014
132	111.77	3/12/2014	3		-5.28		-5.28	3/12/2014
133	111.77	3/13/2014	4		72.13		72.13	3/13/2014
134	111.77	3/14/2014	5		-19		-19	3/14/2014
135	111.77	3/15/2014	6		-53.25			3/15/2014
136	111.77	3/16/2014	7		27.58			3/16/2014
137	111.77	3/17/2014	1		59.52		59.52	3/17/2014
138	111.77	3/18/2014	2		-4.93		-4.93	3/18/2014
139	111.77	3/19/2014	3		-83.7		-83.7	3/19/2014
140	111.77	3/20/2014	4		-7.9		-7.9	3/20/2014
141	111.77	3/21/2014	5		-3.05		-3.05	3/21/2014
142	111.77	3/22/2014	6		6.73			3/22/2014
143	111.77	3/23/2014	7		-1.07			3/23/2014
144	111.77	3/24/2014	1		51.08		51.08	3/24/2014
145	111.77	3/25/2014	2		-7.93		-7.93	3/25/2014
146	111.77	3/26/2014	3		11.94		11.94	3/26/2014
147	111.77	3/27/2014	4		-34.41		-34.41	3/27/2014
148	111.77	3/28/2014	5		-30.23		-30.23	3/28/2014
149	111.77	3/29/2014	6		-0.16			3/29/2014
150	111.77	3/30/2014	7		-0.69			3/30/2014
151	111.77	3/31/2014	1		12.76		12.76	3/31/2014

Column	T	U
Line #	Algonquin CG Basis Differential above Monthly Index ($/MMBtu)	NEMASSBOST Day Ahead LMP Differential Above Monthly Avg ($/MWh)
1	[redacted]	0.00
2		0.00
3		0.00
4		0.00
5		0.00
6		0.00
7		0.00
8		0.00
9		0.00
10		0.00
11		0.00
12		10.82
13		17.19
14		0.00
15		0.00
16		0.00
17		0.00
18		0.00
19		0.00
20		0.00
21		0.00
22		0.00
23		15.30
24		27.35
25		54.68
26		16.14
27		25.30
28		4.30
29		16.98
30		14.38
31		0.00
32		0.00
33		0.00
34		0.00
35		0.00
36		0.00
37		0.00
38		0.00
39		0.00
40		18.74
41		51.44
42		62.08
43		94.22
44		97.08
45		100.33
46		118.25
47		96.26
48		71.39
49		5.02
50		0.00
51		0.00
52		0.00

Column	T	U
Line #	Algonquin CG Basis Differential above Monthly Index ($/MMBtu)	NEMASSBOST Day Ahead LMP Differential Above Monthly Avg ($/MWh)
53	[redacted]	0.00
54		0.00
55		0.00
56		0.00
57		0.00
58		0.00
59		0.00
60		0.00
61		68.40
62		10.08
63		7.93
64		54.34
65		2.80
66		0.00
67		0.00
68		44.90
69		39.42
70		4.05
71		0.00
72		0.00
73		0.00
74		0.00
75		0.00
76		0.00
77		0.00
78		0.00
79		0.00
80		0.00
81		0.00
82		32.10
83		101.90
84		237.30
85		152.62
86		75.15
87		91.23
88		128.39
89		185.89
90		75.06
91		0.00
92		0.00
93		0.00
94		0.00
95		0.00
96		0.00
97		0.00
98		45.83
99		30.36
100		0.00
101		27.66
102		36.66
103		46.60
104		29.53

Column	T	U
Line #	Algonquin CG Basis Differential above Monthly Index ($/MMBtu)	NEMASSBOST Day Ahead LMP Differential Above Monthly Avg ($/MWh)
105	[redacted]	0.00
106		0.00
107		4.41
108		18.82
109		20.90
110		1.36
111		0.00
112		0.00
113		0.00
114		0.00
115		0.00
116		30.21
117		59.11
118		41.16
119		54.20
120		72.08
121		112.33
122		76.46
123		115.83
124		117.58
125		131.53
126		98.05
127		22.96
128		13.42
129		0.00
130		44.51
131		0.00
132		0.00
133		19.29
134		0.29
135		0.00
136		0.00
137		34.14
138		29.21
139		0.00
140		0.00
141		0.00
142		0.00
143		0.00
144		0.00
145		0.00
146		0.00
147		0.00
148		0.00
149		0.00
150		0.00
151		0.00

		Natural Gas Daily flow data from Platts.			Natural Gas First of Month data from Platts.				Day Ahead LMP Electric Prices from ISO Ne		
Column	A	B	C	D	E	F	G	H	I	J	K
Line #	Flow Date	Algonquin CG ($/MMBtu)	Henry Hub ($/MMBtu)	Algonquin CG Basis ($/MMBtu)	FOM Date	Algonquin CG ($/MMBtu)	Henry Hub ($/MMBtu)	Algonquin CG Basis ($/MMBtu)	Trade Date	Month	NEMASSBOST Day Ahead LMP ($/MWh)
1	11/1/2014	[redacted]			11/1/2014	[redacted]			11/1/2014	11	48.68
2	11/2/2014				11/2/2014				11/2/2014	11	52.01
3	11/3/2014				11/3/2014				11/3/2014	11	64.67
4	11/4/2014				11/4/2014				11/4/2014	11	48.61
5	11/5/2014				11/5/2014				11/5/2014	11	38.25
6	11/6/2014				11/6/2014				11/6/2014	11	37.93
7	11/7/2014				11/7/2014				11/7/2014	11	54.98
8	11/8/2014				11/8/2014				11/8/2014	11	49.86
9	11/9/2014				11/9/2014				11/9/2014	11	50.14
10	11/10/2014				11/10/2014				11/10/2014	11	53.65
11	11/11/2014				11/11/2014				11/11/2014	11	46.01
12	11/12/2014				11/12/2014				11/12/2014	11	45.35
13	11/13/2014				11/13/2014				11/13/2014	11	53.08
14	11/14/2014				11/14/2014				11/14/2014	11	62.23
15	11/15/2014				11/15/2014				11/15/2014	11	49.99
16	11/16/2014				11/16/2014				11/16/2014	11	44.23
17	11/17/2014				11/17/2014				11/17/2014	11	58.06
18	11/18/2014				11/18/2014				11/18/2014	11	61.43
19	11/19/2014				11/19/2014				11/19/2014	11	62.6
20	11/20/2014				11/20/2014				11/20/2014	11	49.45
21	11/21/2014				11/21/2014				11/21/2014	11	45.7
22	11/22/2014				11/22/2014				11/22/2014	11	39.12
23	11/23/2014				11/23/2014				11/23/2014	11	35.43
24	11/24/2014				11/24/2014				11/24/2014	11	38.24
25	11/25/2014				11/25/2014				11/25/2014	11	33.73
26	11/26/2014				11/26/2014				11/26/2014	11	51.18
27	11/27/2014				11/27/2014				11/27/2014	11	43.94
28	11/28/2014				11/28/2014				11/28/2014	11	48.84
29	11/29/2014				11/29/2014				11/29/2014	11	47.67
30	11/30/2014				11/30/2014				11/30/2014	11	38.22
31	12/1/2014				12/1/2014				12/1/2014	12	40.07
32	12/2/2014				12/2/2014				12/2/2014	12	41.19
33	12/3/2014				12/3/2014				12/3/2014	12	33.18
34	12/4/2014				12/4/2014				12/4/2014	12	48.01
35	12/5/2014				12/5/2014				12/5/2014	12	49.74
36	12/6/2014				12/6/2014				12/6/2014	12	74.51
37	12/7/2014				12/7/2014				12/7/2014	12	53.29
38	12/8/2014				12/8/2014				12/8/2014	12	71.45
39	12/9/2014				12/9/2014				12/9/2014	12	49.01
40	12/10/2014				12/10/2014				12/10/2014	12	54.42
41	12/11/2014				12/11/2014				12/11/2014	12	64.24
42	12/12/2014				12/12/2014				12/12/2014	12	54.77
43	12/13/2014				12/13/2014				12/13/2014	12	39.13
44	12/14/2014				12/14/2014				12/14/2014	12	35.99
45	12/15/2014				12/15/2014				12/15/2014	12	43.87
46	12/16/2014				12/16/2014				12/16/2014	12	41.07
47	12/17/2014				12/17/2014				12/17/2014	12	35.63
48	12/18/2014				12/18/2014				12/18/2014	12	36.09
49	12/19/2014				12/19/2014				12/19/2014	12	46.6
50	12/20/2014				12/20/2014				12/20/2014	12	41.06
51	12/21/2014				12/21/2014				12/21/2014	12	39.08
52	12/22/2014				12/22/2014				12/22/2014	12	46.87

REDACTED

		Natural Gas Daily flow data from Platts.			Natural Gas First of Month data from Platts.				Day Ahead LMP Electric Prices from ISO Ne		
Column	A	B	C	D	E	F	G	H	I	J	K
Line #	Flow Date	Algonquin CG ($/MMBtu)	Henry Hub ($/MMBtu)	Algonquin CG Basis ($/MMBtu)	FOM Date	Algonquin CG ($/MMBtu)	Henry Hub ($/MMBtu)	Algonquin CG Basis ($/MMBtu)	Trade Date	Month	NEMASSBOST Day Ahead LMP ($/MWh)
53	12/23/2014	[redacted]			12/23/2014	[redacted]			12/23/2014	12	31.76
54	12/24/2014				12/24/2014				12/24/2014	12	20.48
55	12/25/2014				12/25/2014				12/25/2014	12	19.63
56	12/26/2014				12/26/2014				12/26/2014	12	25.38
57	12/27/2014				12/27/2014				12/27/2014	12	23.27
58	12/28/2014				12/28/2014				12/28/2014	12	22.71
59	12/29/2014				12/29/2014				12/29/2014	12	40.6
60	12/30/2014				12/30/2014				12/30/2014	12	65.42
61	12/31/2014				12/31/2014				12/31/2014	12	58.17
62	1/1/2015				1/1/2015				1/1/2015	1	52.2925
63	1/2/2015				1/2/2015				1/2/2015	1	51.4225
64	1/3/2015				1/3/2015				1/3/2015	1	45.63875
65	1/4/2015				1/4/2015				1/4/2015	1	33.50958333
66	1/5/2015				1/5/2015				1/5/2015	1	51.12625
67	1/6/2015				1/6/2015				1/6/2015	1	70.25625
68	1/7/2015				1/7/2015				1/7/2015	1	99.585
69	1/8/2015				1/8/2015				1/8/2015	1	110.3333333
70	1/9/2015				1/9/2015				1/9/2015	1	82.89833333
71	1/10/2015				1/10/2015				1/10/2015	1	85.26583333
72	1/11/2015				1/11/2015				1/11/2015	1	93.77958333
73	1/12/2015				1/12/2015				1/12/2015	1	82.92916667
74	1/13/2015				1/13/2015				1/13/2015	1	96.7225
75	1/14/2015				1/14/2015				1/14/2015	1	94.48916667
76	1/15/2015				1/15/2015				1/15/2015	1	94.75583333
77	1/16/2015				1/16/2015				1/16/2015	1	93.98875
78	1/17/2015				1/17/2015				1/17/2015	1	83.50458333
79	1/18/2015				1/18/2015				1/18/2015	1	43.97291667
80	1/19/2015				1/19/2015				1/19/2015	1	51.35708333
81	1/20/2015				1/20/2015				1/20/2015	1	58.00708333
82	1/21/2015				1/21/2015				1/21/2015	1	63.20375
83	1/22/2015				1/22/2015				1/22/2015	1	55.185
84	1/23/2015				1/23/2015				1/23/2015	1	50.07416667
85	1/24/2015				1/24/2015				1/24/2015	1	49.8
86	1/25/2015				1/25/2015				1/25/2015	1	50.63708333
87	1/26/2015				1/26/2015				1/26/2015	1	77.0725
88	1/27/2015				1/27/2015				1/27/2015	1	74.73833333
89	1/28/2015				1/28/2015				1/28/2015	1	77.77833333
90	1/29/2015				1/29/2015				1/29/2015	1	74.08291667
91	1/30/2015				1/30/2015				1/30/2015	1	79.675
92	1/31/2015				1/31/2015				1/31/2015	1	89.71666667
93	2/1/2015				2/1/2015				2/1/2015	2	80.57791667
94	2/2/2015				2/2/2015				2/2/2015	2	101.1154167
95	2/3/2015				2/3/2015				2/3/2015	2	91.64583333
96	2/4/2015				2/4/2015				2/4/2015	2	67.28541667
97	2/5/2015				2/5/2015				2/5/2015	2	85.00333333
98	2/6/2015				2/6/2015				2/6/2015	2	95.64833333
99	2/7/2015				2/7/2015				2/7/2015	2	71.89333333
100	2/8/2015				2/8/2015				2/8/2015	2	68.4125
101	2/9/2015				2/9/2015				2/9/2015	2	78.37833333
102	2/10/2015				2/10/2015				2/10/2015	2	93.78791667
103	2/11/2015				2/11/2015				2/11/2015	2	115.9891667
104	2/12/2015				2/12/2015				2/12/2015	2	129.1379167

REDACTED

		Natural Gas Daily flow data from Platts.			Natural Gas First of Month data from Platts.				Day Ahead LMP Electric Prices from ISO Ne		
Column	A	B	C	D	E	F	G	H	I	J	K
Line #	Flow Date	Algonquin CG ($/MMBtu)	Henry Hub ($/MMBtu)	Algonquin CG Basis ($/MMBtu)	FOM Date	Algonquin CG ($/MMBtu)	Henry Hub ($/MMBtu)	Algonquin CG Basis ($/MMBtu)	Trade Date	Month	NEMASSBOST Day Ahead LMP ($/MWh)
105	2/13/2015	[redacted]			2/13/2015	[redacted]			2/13/2015	2	127.6991667
106	2/14/2015				2/14/2015				2/14/2015	2	147.5541667
107	2/15/2015				2/15/2015				2/15/2015	2	139.5670833
108	2/16/2015				2/16/2015				2/16/2015	2	147.35625
109	2/17/2015				2/17/2015				2/17/2015	2	154.9391667
110	2/18/2015				2/18/2015				2/18/2015	2	150.76125
111	2/19/2015				2/19/2015				2/19/2015	2	144.2654167
112	2/20/2015				2/20/2015				2/20/2015	2	142.775
113	2/21/2015				2/21/2015				2/21/2015	2	121.67
114	2/22/2015				2/22/2015				2/22/2015	2	109.5825
115	2/23/2015				2/23/2015				2/23/2015	2	141.5395833
116	2/24/2015				2/24/2015				2/24/2015	2	194.0945833
117	2/25/2015				2/25/2015				2/25/2015	2	162.33625
118	2/26/2015				2/26/2015				2/26/2015	2	177.5070833
119	2/27/2015				2/27/2015				2/27/2015	2	158.2495833
120	2/28/2015				2/28/2015				2/28/2015	2	145.635
121	3/1/2015				3/1/2015				3/1/2015	3	126.92375
122	3/2/2015				3/2/2015				3/2/2015	3	120.6595833
123	3/3/2015				3/3/2015				3/3/2015	3	121.95625
124	3/4/2015				3/4/2015				3/4/2015	3	60.16083333
125	3/5/2015				3/5/2015				3/5/2015	3	100.8470833
126	3/6/2015				3/6/2015				3/6/2015	3	113.8370833
127	3/7/2015				3/7/2015				3/7/2015	3	102.7333333
128	3/8/2015				3/8/2015				3/8/2015	3	58.46217391
129	3/9/2015				3/9/2015				3/9/2015	3	61.87375
130	3/10/2015				3/10/2015				3/10/2015	3	41.80541667
131	3/11/2015				3/11/2015				3/11/2015	3	31.84416667
132	3/12/2015				3/12/2015				3/12/2015	3	42.52
133	3/13/2015				3/13/2015				3/13/2015	3	46.68958333
134	3/14/2015				3/14/2015				3/14/2015	3	29.17583333
135	3/15/2015				3/15/2015				3/15/2015	3	26.40625
136	3/16/2015				3/16/2015				3/16/2015	3	33.82458333
137	3/17/2015				3/17/2015				3/17/2015	3	42.48416667
138	3/18/2015				3/18/2015				3/18/2015	3	86.74416667
139	3/19/2015				3/19/2015				3/19/2015	3	88.23458333
140	3/20/2015				3/20/2015				3/20/2015	3	73.09625
141	3/21/2015				3/21/2015				3/21/2015	3	54.4825
142	3/22/2015				3/22/2015				3/22/2015	3	80.95125
143	3/23/2015				3/23/2015				3/23/2015	3	91.73458333
144	3/24/2015				3/24/2015				3/24/2015	3	67.4625
145	3/25/2015				3/25/2015				3/25/2015	3	42.67583333
146	3/26/2015				3/26/2015				3/26/2015	3	32.91833333
147	3/27/2015				3/27/2015				3/27/2015	3	36.87375
148	3/28/2015				3/28/2015				3/28/2015	3	68.23041667
149	3/29/2015				3/29/2015				3/29/2015	3	63.955
150	3/30/2015				3/30/2015				3/30/2015	3	53.8125
151	3/31/2015				3/31/2015				3/31/2015	3	51.08416667

Column	w England website L	M	N	O	P	Q	R	S
Line #	Monthly Avg NEMASSBOST Day Ahead LMP ($/MWh)		Week Day Indicator (Mon = 1,..., Sun =7)	Daily Change in Algonquin CG Basis($/MMBtu)	Daily Change in NEMASSBOST Day Ahead LMP ($/MWh)	Daily Change in Algonquin CG Basis($/MMBtu)	Daily Change in NEMASSBOST Day Ahead LMP ($/MWh)	
1	48.44	11/1/2014	6					11/1/2014
2	48.44	11/2/2014	7		3.33			11/2/2014
3	48.44	11/3/2014	1		12.66		12.66	11/3/2014
4	48.44	11/4/2014	2		-16.06		-16.06	11/4/2014
5	48.44	11/5/2014	3		-10.36		-10.36	11/5/2014
6	48.44	11/6/2014	4		-0.32		-0.32	11/6/2014
7	48.44	11/7/2014	5		17.05		17.05	11/7/2014
8	48.44	11/8/2014	6		-5.12			11/8/2014
9	48.44	11/9/2014	7		0.28			11/9/2014
10	48.44	11/10/2014	1		3.51		3.51	11/10/2014
11	48.44	11/11/2014	2		-7.64		-7.64	11/11/2014
12	48.44	11/12/2014	3		-0.66		-0.66	11/12/2014
13	48.44	11/13/2014	4		7.73		7.73	11/13/2014
14	48.44	11/14/2014	5		9.15		9.15	11/14/2014
15	48.44	11/15/2014	6		-12.24			11/15/2014
16	48.44	11/16/2014	7		-5.76			11/16/2014
17	48.44	11/17/2014	1		13.83		13.83	11/17/2014
18	48.44	11/18/2014	2		3.37		3.37	11/18/2014
19	48.44	11/19/2014	3		1.17		1.17	11/19/2014
20	48.44	11/20/2014	4		-13.15		-13.15	11/20/2014
21	48.44	11/21/2014	5		-3.75		-3.75	11/21/2014
22	48.44	11/22/2014	6		-6.58			11/22/2014
23	48.44	11/23/2014	7		-3.69			11/23/2014
24	48.44	11/24/2014	1		2.81		2.81	11/24/2014
25	48.44	11/25/2014	2		-4.51		-4.51	11/25/2014
26	48.44	11/26/2014	3		17.45		17.45	11/26/2014
27	48.44	11/27/2014	4		-7.24		-7.24	11/27/2014
28	48.44	11/28/2014	5		4.9		4.9	11/28/2014
29	48.44	11/29/2014	6		-1.17			11/29/2014
30	48.44	11/30/2014	7		-9.45			11/30/2014
31	43.44	12/1/2014	1		1.85		1.85	12/1/2014
32	43.44	12/2/2014	2		1.12		1.12	12/2/2014
33	43.44	12/3/2014	3		-8.01		-8.01	12/3/2014
34	43.44	12/4/2014	4		14.83		14.83	12/4/2014
35	43.44	12/5/2014	5		1.73		1.73	12/5/2014
36	43.44	12/6/2014	6		24.77			12/6/2014
37	43.44	12/7/2014	7		-21.22			12/7/2014
38	43.44	12/8/2014	1		18.16		18.16	12/8/2014
39	43.44	12/9/2014	2		-22.44		-22.44	12/9/2014
40	43.44	12/10/2014	3		5.41		5.41	12/10/2014
41	43.44	12/11/2014	4		9.82		9.82	12/11/2014
42	43.44	12/12/2014	5		-9.47		-9.47	12/12/2014
43	43.44	12/13/2014	6		-15.64			12/13/2014
44	43.44	12/14/2014	7		-3.14			12/14/2014
45	43.44	12/15/2014	1		7.88		7.88	12/15/2014
46	43.44	12/16/2014	2		-2.8		-2.8	12/16/2014
47	43.44	12/17/2014	3		-5.44		-5.44	12/17/2014
48	43.44	12/18/2014	4		0.46		0.46	12/18/2014
49	43.44	12/19/2014	5		10.51		10.51	12/19/2014
50	43.44	12/20/2014	6		-5.54			12/20/2014
51	43.44	12/21/2014	7		-1.98			12/21/2014
52	43.44	12/22/2014	1		7.79		7.79	12/22/2014

Column	w England website L	M	N	O	P	Q	R	S
Line #	Monthly Avg NEMASSBOST Day Ahead LMP ($/MWh)		Week Day Indicator (Mon = 1,..., Sun =7)	Daily Change in Algonquin CG Basis($/MMBtu)	Daily Change in NEMASSBOST Day Ahead LMP ($/MWh)	Daily Change in Algonquin CG Basis($/MMBtu)	Daily Change in NEMASSBOST Day Ahead LMP ($/MWh)	
53	43.44	12/23/2014	2	[redacted]	-15.11	[redacted]	-15.11	12/23/2014
54	43.44	12/24/2014	3		-11.28		-11.28	12/24/2014
55	43.44	12/25/2014	4		-0.85		-0.85	12/25/2014
56	43.44	12/26/2014	5		5.75		5.75	12/26/2014
57	43.44	12/27/2014	6		-2.11			12/27/2014
58	43.44	12/28/2014	7		-0.56			12/28/2014
59	43.44	12/29/2014	1		17.89		17.89	12/29/2014
60	43.44	12/30/2014	2		24.82		24.82	12/30/2014
61	43.44	12/31/2014	3		-7.25		-7.25	12/31/2014
62	71.54	1/1/2015	4		-5.88		-5.8775	1/1/2015
63	71.54	1/2/2015	5		-0.87		-0.87	1/2/2015
64	71.54	1/3/2015	6		-5.78			1/3/2015
65	71.54	1/4/2015	7		-12.13			1/4/2015
66	71.54	1/5/2015	1		17.62		17.61666667	1/5/2015
67	71.54	1/6/2015	2		19.13		19.13	1/6/2015
68	71.54	1/7/2015	3		29.33		29.32875	1/7/2015
69	71.54	1/8/2015	4		10.75		10.7483333	1/8/2015
70	71.54	1/9/2015	5		-27.43		-27.43499997	1/9/2015
71	71.54	1/10/2015	6		2.37			1/10/2015
72	71.54	1/11/2015	7		8.51			1/11/2015
73	71.54	1/12/2015	1		-10.85		-10.85041666	1/12/2015
74	71.54	1/13/2015	2		13.79		13.79333333	1/13/2015
75	71.54	1/14/2015	3		-2.23		-2.23333333	1/14/2015
76	71.54	1/15/2015	4		0.27		0.26666666	1/15/2015
77	71.54	1/16/2015	5		-0.77		-0.76708333	1/16/2015
78	71.54	1/17/2015	6		-10.48			1/17/2015
79	71.54	1/18/2015	7		-39.53			1/18/2015
80	71.54	1/19/2015	1		7.38		7.38416666	1/19/2015
81	71.54	1/20/2015	2		6.65		6.65	1/20/2015
82	71.54	1/21/2015	3		5.20		5.19666667	1/21/2015
83	71.54	1/22/2015	4		-8.02		-8.01875	1/22/2015
84	71.54	1/23/2015	5		-5.11		-5.11083333	1/23/2015
85	71.54	1/24/2015	6		-0.27			1/24/2015
86	71.54	1/25/2015	7		0.84			1/25/2015
87	71.54	1/26/2015	1		26.44		26.43541667	1/26/2015
88	71.54	1/27/2015	2		-2.33		-2.33416667	1/27/2015
89	71.54	1/28/2015	3		3.04		3.04	1/28/2015
90	71.54	1/29/2015	4		-3.70		-3.69541666	1/29/2015
91	71.54	1/30/2015	5		5.59		5.59208333	1/30/2015
92	71.54	1/31/2015	6		10.04			1/31/2015
93	123.01	2/1/2015	7		-9.14			2/1/2015
94	123.01	2/2/2015	1		20.54		20.53750003	2/2/2015
95	123.01	2/3/2015	2		-9.47		-9.46958337	2/3/2015
96	123.01	2/4/2015	3		-24.36		-24.36041666	2/4/2015
97	123.01	2/5/2015	4		17.72		17.71791666	2/5/2015
98	123.01	2/6/2015	5		10.65		10.645	2/6/2015
99	123.01	2/7/2015	6		-23.76			2/7/2015
100	123.01	2/8/2015	7		-3.48			2/8/2015
101	123.01	2/9/2015	1		9.97		9.96583333	2/9/2015
102	123.01	2/10/2015	2		15.41		15.40958334	2/10/2015
103	123.01	2/11/2015	3		22.20		22.20125003	2/11/2015
104	123.01	2/12/2015	4		13.15		13.14875	2/12/2015

Column	w England website L	M	N	O	P	Q	R	S
Line #	Monthly Avg NEMASSBOST Day Ahead LMP ($/MWh)		Week Day Indicator (Mon = 1,..., Sun =7)	Daily Change in Algonquin CG Basis($/MMBtu)	Daily Change in NEMASSBOST Day Ahead LMP ($/MWh)	Daily Change in Algonquin CG Basis($/MMBtu)	Daily Change in NEMASSBOST Day Ahead LMP ($/MWh)	
105	123.01	2/13/2015	5		-1.44		-1.43875	2/13/2015
106	123.01	2/14/2015	6		19.86			2/14/2015
107	123.01	2/15/2015	7		-7.99			2/15/2015
108	123.01	2/16/2015	1		7.79		7.7891667	2/16/2015
109	123.01	2/17/2015	2		7.58		7.5829167	2/17/2015
110	123.01	2/18/2015	3		-4.18		-4.1779167	2/18/2015
111	123.01	2/19/2015	4		-6.50		-6.4958333	2/19/2015
112	123.01	2/20/2015	5		-1.49		-1.4904167	2/20/2015
113	123.01	2/21/2015	6		-21.11			2/21/2015
114	123.01	2/22/2015	7		-12.09			2/22/2015
115	123.01	2/23/2015	1		31.96		31.9570833	2/23/2015
116	123.01	2/24/2015	2		52.56		52.555	2/24/2015
117	123.01	2/25/2015	3		-31.76		-31.7583333	2/25/2015
118	123.01	2/26/2015	4		15.17		15.1708333	2/26/2015
119	123.01	2/27/2015	5		-19.26		-19.2575	2/27/2015
120	123.01	2/28/2015	6		-12.61			2/28/2015
121	66.27	3/1/2015	7		-18.71			3/1/2015
122	66.27	3/2/2015	1		-6.26		-6.2641667	3/2/2015
123	66.27	3/3/2015	2		1.30		1.2966667	3/3/2015
124	66.27	3/4/2015	3		-61.80		-61.79541667	3/4/2015
125	66.27	3/5/2015	4		40.69		40.68624997	3/5/2015
126	66.27	3/6/2015	5		12.99		12.99	3/6/2015
127	66.27	3/7/2015	6		-11.10			3/7/2015
128	66.27	3/8/2015	7		-44.27			3/8/2015
129	66.27	3/9/2015	1		3.41		3.41157609	3/9/2015
130	66.27	3/10/2015	2		-20.07		-20.06833333	3/10/2015
131	66.27	3/11/2015	3		-9.96		-9.96125	3/11/2015
132	66.27	3/12/2015	4		10.68		10.67583333	3/12/2015
133	66.27	3/13/2015	5		4.17		4.16958333	3/13/2015
134	66.27	3/14/2015	6		-17.51			3/14/2015
135	66.27	3/15/2015	7		-2.77			3/15/2015
136	66.27	3/16/2015	1		7.42		7.41833333	3/16/2015
137	66.27	3/17/2015	2		8.66		8.65958334	3/17/2015
138	66.27	3/18/2015	3		44.26		44.26	3/18/2015
139	66.27	3/19/2015	4		1.49		1.49041666	3/19/2015
140	66.27	3/20/2015	5		-15.14		-15.13833333	3/20/2015
141	66.27	3/21/2015	6		-18.61			3/21/2015
142	66.27	3/22/2015	7		26.47			3/22/2015
143	66.27	3/23/2015	1		10.78		10.78333333	3/23/2015
144	66.27	3/24/2015	2		-24.27		-24.27208333	3/24/2015
145	66.27	3/25/2015	3		-24.79		-24.78666667	3/25/2015
146	66.27	3/26/2015	4		-9.76		-9.7575	3/26/2015
147	66.27	3/27/2015	5		3.96		3.95541667	3/27/2015
148	66.27	3/28/2015	6		31.36			3/28/2015
149	66.27	3/29/2015	7		-4.28			3/29/2015
150	66.27	3/30/2015	1		-10.14		-10.1425	3/30/2015
151	66.27	3/31/2015	2		-2.73		-2.72833333	3/31/2015

Column	T	U
Line #	Algonquin CG Basis Differential above Monthly Index ($/MMBtu)	NEMASSBOST Day Ahead LMP Differential Above Monthly Avg ($/MWh)
1	[redacted]	0.24
2		3.57
3		16.23
4		0.17
5		0.00
6		0.00
7		6.54
8		1.42
9		1.70
10		5.21
11		0.00
12		0.00
13		4.64
14		13.79
15		1.55
16		0.00
17		9.62
18		12.99
19		14.16
20		1.01
21		0.00
22		0.00
23		0.00
24		0.00
25		0.00
26		2.74
27		0.00
28		0.40
29		0.00
30		0.00
31		0.00
32		0.00
33		0.00
34		4.57
35		6.30
36		31.07
37		9.85
38		28.01
39		5.57
40		10.98
41		20.80
42		11.33
43		0.00
44		0.00
45		0.43
46		0.00
47		0.00
48		0.00
49		3.16
50		0.00
51		0.00
52		3.43

Column	T	U
Line #	Algonquin CG Basis Differential above Monthly Index ($/MMBtu)	NEMASSBOST Day Ahead LMP Differential Above Monthly Avg ($/MWh)
53	[redacted]	0.00
54		0.00
55		0.00
56		0.00
57		0.00
58		0.00
59		0.00
60		21.98
61		14.73
62		0.00
63		0.00
64		0.00
65		0.00
66		0.00
67		0.00
68		28.04
69		38.79
70		11.36
71		13.72
72		22.24
73		11.39
74		25.18
75		22.95
76		23.21
77		22.45
78		11.96
79		0.00
80		0.00
81		0.00
82		0.00
83		0.00
84		0.00
85		0.00
86		0.00
87		5.53
88		3.20
89		6.24
90		2.54
91		8.13
92		18.17
93		0.00
94		0.00
95		0.00
96		0.00
97		0.00
98		0.00
99		0.00
100		0.00
101		0.00
102		0.00
103		0.00
104		6.12

Column	T	U
Line #	Algonquin CG Basis Differential above Monthly Index ($/MMBtu)	NEMASSBOST Day Ahead LMP Differential Above Monthly Avg ($/MWh)
105	[redacted]	4.68
106		24.54
107		16.55
108		24.34
109		31.92
110		27.75
111		21.25
112		19.76
113		0.00
114		0.00
115		18.53
116		71.08
117		39.32
118		54.49
119		35.24
120		22.62
121		60.65
122		54.39
123		55.68
124		0.00
125		34.57
126		47.56
127		36.46
128		0.00
129		0.00
130		0.00
131		0.00
132		0.00
133		0.00
134		0.00
135		0.00
136		0.00
137		0.00
138		20.47
139		21.96
140		6.82
141		0.00
142		14.68
143		25.46
144		1.19
145		0.00
146		0.00
147		0.00
148		1.96
149		0.00
150		0.00
151		0.00

Column	A	B	C	D	E	F
Line #						
1	Winter Correlation between Algonquin CG basis and Boston Day Ahead prices (Dec-Feb)					
2	Winter	2010-11	2011-12	2012-13	2013-14	2014-15
3	Correlation	84%	74%	78%	81%	62%

Column	A	B	C	D
Line #	Winter Price Spikes (December through February)			
1	Winter	Average Gas Price Differential Above Monthly Index ($/MMBtu)	Average Electric Price Differential Above Monthly Power Average Prices ($/MWh)	Gas to Power Price Reduction Ratio (MMBtu/MWh)
2	2010-11	[redacted]	$21.75	7.01
3	2011-12		$6.01	3.20
4	2012-13		$54.97	6.04
5	2013-14		$60.60	4.29
6	2014-15		$18.82	3.00
7	Differential to 2011-2012 Winter Season			
8	Winter	Average Gas Price Differential Above Monthly Index ($/MMBtu)	Average Electric Price Differential Above Monthly Power Average Prices ($/MWh)	Gas to Power Price Reduction Ratio (MMBtu/MWh)
9	2012-13	[redacted]	($48.96)	6.78
10	2013-14		($54.59)	4.45
11	2014-15		($12.80)	2.92

Column	A	B	C	D	E	F
				Projected Algonquin CG Basis ($/MMBtu)		
Line #	Year	Winter Month	Base Case	With NED Only	With ANE Only	With Both NED and ANE
1	2019	1/1/2019	$3.04	$1.26	$3.04	$1.26
2	2019	2/1/2019	$3.50	$1.46	$3.50	$1.44
3	2019	12/1/2019	$1.13	$0.69	$0.72	$0.69
4	2020	1/1/2020	$3.44	$1.08	$1.80	$1.09
5	2020	2/1/2020	$2.86	$1.21	$1.43	$1.20
6	2020	12/1/2020	$1.19	$0.71	$0.80	$0.70
7	2021	1/1/2021	$3.94	$1.23	$1.52	$1.12
8	2021	2/1/2021	$4.50	$1.47	$1.52	$1.36
9	2021	12/1/2021	$1.08	$0.68	$0.75	$0.66
10	2022	1/1/2022	$4.56	$1.47	$1.24	$1.07
11	2022	2/1/2022	$4.98	$1.63	$1.25	$1.28
12	2022	12/1/2022	$1.21	$0.68	$0.74	$0.65
13	2023	1/1/2023	$5.06	$1.59	$1.28	$1.00
14	2023	2/1/2023	$5.49	$1.68	$1.45	$1.24
15	2023	12/1/2023	$1.41	$0.59	$0.65	$0.58
16	2024	1/1/2024	$5.27	$1.72	$1.43	$1.00
17	2024	2/1/2024	$4.67	$1.41	$1.28	$1.09
18	2024	12/1/2024	$1.68	$0.59	$0.60	$0.55
19	2025	1/1/2025	$5.91	$1.90	$1.51	$1.05
20	2025	2/1/2025	$6.17	$1.83	$1.88	$1.20
21	2025	12/1/2025	$1.93	$0.70	$0.80	$0.70
22	2026	1/1/2026	$6.00	$2.18	$1.84	$1.13
23	2026	2/1/2026	$6.25	$2.27	$2.18	$1.24
24	2026	12/1/2026	$2.20	$0.69	$0.77	$0.68
25	2027	1/1/2027	$6.07	$2.23	$2.00	$1.24
26	2027	2/1/2027	$6.26	$2.41	$2.35	$1.29
27	2027	12/1/2027	$2.45	$0.73	$0.89	$0.72
28	2028	1/1/2028	$6.21	$2.70	$2.36	$1.58
29	2028	2/1/2028	$6.20	$2.14	$2.13	$1.30
30	2028	12/1/2028	$2.68	$0.75	$0.92	$0.60
31	2029	1/1/2029	$6.35	$2.91	$2.56	$1.77
32	2029	2/1/2029	$6.48	$2.76	$2.99	$1.64
33	2029	12/1/2029	$3.29	$0.82	$1.11	$0.45
34	2030	1/1/2030	$6.31	$2.89	$2.46	$1.72
35	2030	2/1/2030	$6.44	$2.78	$3.09	$1.57
36	2030	12/1/2030	$3.55	$0.75	$0.86	$0.36
37	2031	1/1/2031	$6.53	$3.05	$2.87	$1.97
38	2031	2/1/2031	$6.71	$3.26	$3.59	$1.65
39	2031	12/1/2031	$3.84	$0.89	$1.15	$0.30
40	2032	1/1/2032	$6.72	$3.36	$3.44	$2.30
41	2032	2/1/2032	$6.56	$3.05	$2.70	$1.50
42	2032	12/1/2032	$4.57	$0.99	$1.31	$0.35
43	2033	1/1/2033	$6.99	$3.42	$3.79	$2.57
44	2033	2/1/2033	$7.23	$4.29	$4.69	$2.30
45	2033	12/1/2033	$5.02	$1.22	$1.18	$0.54
46	2034	1/1/2034	$7.25	$3.95	$4.58	$2.78
47	2034	2/1/2034	$7.55	$4.89	$4.74	$2.80
48	2034	12/1/2034	$5.46	$1.54	$1.14	$0.81
49	2035	1/1/2035	$8.22	$5.22	$5.30	$3.35
50	2035	2/1/2035	$8.67	$5.57	$6.31	$3.30
51	2035	12/1/2035	$5.27	$1.89	$1.44	$0.97
52	2036	1/1/2036	$9.75	$6.77	$5.75	$4.43
53	2036	2/1/2036	$8.04	$5.41	$5.97	$3.14
54	2036	12/1/2036	$5.26	$2.21	$1.45	$1.16
55	2037	1/1/2037	$10.10	$8.32	$6.05	$5.62
56	2037	2/1/2037	$9.92	$8.10	$7.31	$5.72
57	2037	12/1/2037	$5.21	$2.26	$1.71	$1.34
58	2038	1/1/2038	$10.23	$8.31	$6.24	$5.86
59	2038	2/1/2038	$10.29	$8.24	$7.58	$6.00
60	2038	12/1/2038	$5.16	$2.56	$1.51	$1.39

Column	G	H	I	J	K	L
				Historical Monthly Gas P[redacted]	Monthly Electric Reduction Factor	
	Projected Differential to Base Case ($/MMBtu)			Monthly Electric Price Reduction ($/MWh)		
Line #	With NED Only	With ANE Only	With Both NED and ANE	With NED Only	With ANE Only	With Both NED and ANE
1	($1.78)	($0.00)	($1.78)	($5.69)	($0.00)	($5.68)
2	($2.04)	($0.00)	($2.07)	($6.54)	($0.01)	($6.62)
3	($0.44)	($0.41)	($0.45)	($1.42)	($1.31)	($1.42)
4	($2.36)	($1.63)	($2.35)	($7.55)	($5.23)	($7.52)
5	($1.66)	($1.44)	($1.67)	($5.30)	($4.60)	($5.33)
6	($0.48)	($0.39)	($0.49)	($1.55)	($1.26)	($1.58)
7	($2.70)	($2.42)	($2.82)	($8.65)	($7.75)	($9.02)
8	($3.03)	($2.98)	($3.14)	($9.70)	($9.54)	($10.04)
9	($0.39)	($0.33)	($0.42)	($1.25)	($1.05)	($1.33)
10	($3.09)	($3.32)	($3.49)	($9.88)	($10.63)	($11.17)
11	($3.35)	($3.73)	($3.71)	($10.72)	($11.95)	($11.86)
12	($0.53)	($0.47)	($0.55)	($1.70)	($1.50)	($1.77)
13	($3.46)	($3.78)	($4.06)	($11.09)	($12.10)	($13.00)
14	($3.81)	($4.04)	($4.25)	($12.19)	($12.93)	($13.61)
15	($0.83)	($0.76)	($0.83)	($2.64)	($2.43)	($2.67)
16	($3.55)	($3.84)	($4.27)	($11.37)	($12.28)	($13.68)
17	($3.26)	($3.39)	($3.58)	($10.43)	($10.85)	($11.47)
18	($1.09)	($1.08)	($1.13)	($3.48)	($3.46)	($3.61)
19	($4.01)	($4.39)	($4.86)	($12.82)	($14.05)	($15.55)
20	($4.34)	($4.29)	($4.98)	($13.90)	($13.74)	($15.92)
21	($1.23)	($1.13)	($1.23)	($3.94)	($3.61)	($3.95)
22	($3.82)	($4.16)	($4.87)	($12.22)	($13.32)	($15.58)
23	($3.98)	($4.07)	($5.01)	($12.75)	($13.03)	($16.02)
24	($1.51)	($1.42)	($1.52)	($4.82)	($4.56)	($4.85)
25	($3.85)	($4.07)	($4.84)	($12.31)	($13.02)	($15.48)
26	($3.85)	($3.91)	($4.97)	($12.32)	($12.52)	($15.91)
27	($1.72)	($1.56)	($1.73)	($5.52)	($5.00)	($5.55)
28	($3.51)	($3.85)	($4.63)	($11.22)	($12.32)	($14.82)
29	($4.05)	($4.07)	($4.90)	($12.97)	($13.03)	($15.67)
30	($1.93)	($1.76)	($2.08)	($6.19)	($5.62)	($6.66)
31	($3.44)	($3.79)	($4.58)	($10.99)	($12.12)	($14.66)
32	($3.71)	($3.49)	($4.84)	($11.88)	($11.16)	($15.48)
33	($2.47)	($2.19)	($2.84)	($7.91)	($6.99)	($9.10)
34	($3.42)	($3.84)	($4.59)	($10.94)	($12.30)	($14.68)
35	($3.67)	($3.35)	($4.87)	($11.73)	($10.71)	($15.60)
36	($2.80)	($2.69)	($3.19)	($8.97)	($8.61)	($10.21)
37	($3.48)	($3.66)	($4.56)	($11.14)	($11.72)	($14.59)
38	($3.44)	($3.12)	($5.06)	($11.02)	($9.97)	($16.20)
39	($2.95)	($2.68)	($3.54)	($9.43)	($8.58)	($11.32)
40	($3.36)	($3.28)	($4.42)	($10.76)	($10.48)	($14.15)
41	($3.51)	($3.87)	($5.07)	($11.24)	($12.38)	($16.22)
42	($3.59)	($3.27)	($4.22)	($11.48)	($10.46)	($13.51)
43	($3.57)	($3.19)	($4.42)	($11.41)	($10.22)	($14.15)
44	($2.94)	($2.54)	($4.93)	($9.41)	($8.14)	($15.78)
45	($3.80)	($3.83)	($4.48)	($12.15)	($12.26)	($14.33)
46	($3.30)	($2.67)	($4.48)	($10.57)	($8.55)	($14.32)
47	($2.65)	($2.81)	($4.75)	($8.49)	($9.00)	($15.18)
48	($3.93)	($4.32)	($4.66)	($12.57)	($13.83)	($14.90)
49	($3.00)	($2.91)	($4.87)	($9.59)	($9.32)	($15.59)
50	($3.10)	($2.37)	($5.38)	($9.93)	($7.58)	($17.21)
51	($3.39)	($3.84)	($4.31)	($10.85)	($12.28)	($13.79)
52	($2.98)	($4.00)	($5.32)	($9.54)	($12.80)	($17.04)
53	($2.63)	($2.07)	($4.90)	($8.40)	($6.61)	($15.67)
54	($3.05)	($3.82)	($4.10)	($9.75)	($12.21)	($13.13)
55	($1.78)	($4.06)	($4.48)	($5.70)	($12.98)	($14.33)
56	($1.82)	($2.61)	($4.21)	($5.82)	($8.36)	($13.46)
57	($2.96)	($3.50)	($3.88)	($9.46)	($11.20)	($12.41)
58	($1.93)	($3.99)	($4.38)	($6.17)	($12.78)	($14.01)
59	($2.05)	($2.71)	($4.29)	($6.55)	($8.66)	($13.74)
60	($2.60)	($3.65)	($3.77)	($8.31)	($11.68)	($12.06)

Column	M	N	O	P	Q	R	S	T	U	V	W	X	Y
						Monthly Electric Load By Zone							
Line #	Winter Month	BOSTON	CMA-NEMA	CT	NE-ME	NH	NOR	RI	SEMA	SWCT	VT	WMA	Total
1	1/1/2019	2,376,698	1,035,714	657,767	1,467,568	973,312	526,989	956,443	658,803	1,191,492	992,961	919,268	11,757,016
2	2/1/2019	2,039,730	880,736	566,476	1,251,744	827,503	450,080	829,788	558,261	1,026,603	847,716	791,254	10,069,891
3	12/1/2019	2,307,236	1,030,384	639,669	1,370,113	952,462	499,958	939,604	652,207	1,161,458	936,064	893,363	11,382,517
4	1/1/2020	2,361,241	1,030,307	660,487	1,459,086	978,253	522,395	950,782	653,655	1,188,699	991,408	914,808	11,711,121
5	2/1/2020	2,026,459	876,129	568,815	1,244,522	831,692	446,155	824,890	553,900	1,024,212	846,385	787,433	10,030,591
6	12/1/2020	2,292,196	1,025,018	642,304	1,362,205	957,244	495,598	934,063	647,115	1,158,759	934,587	889,024	11,338,114
7	1/1/2021	2,347,930	1,025,991	663,829	1,452,252	983,348	518,542	946,286	648,794	1,187,603	990,769	911,376	11,676,721
8	2/1/2021	2,015,048	872,488	571,692	1,238,659	836,031	442,862	820,977	549,780	1,023,272	845,824	784,463	10,001,097
9	12/1/2021	2,279,274	1,020,711	645,543	1,355,795	962,240	491,940	929,637	642,308	1,157,701	933,973	885,692	11,304,815
10	1/1/2022	2,337,818	1,023,141	667,799	1,447,668	989,114	515,605	943,664	645,450	1,188,145	991,752	909,585	11,659,740
11	2/1/2022	2,006,358	870,074	575,120	1,234,776	840,935	440,353	818,687	546,951	1,023,734	846,701	782,898	9,986,586
12	12/1/2022	2,269,453	1,017,910	649,409	1,351,545	967,882	489,152	927,042	639,005	1,158,206	934,933	883,943	11,288,479
13	1/1/2023	2,330,470	1,021,683	673,314	1,444,423	995,136	512,575	942,877	642,024	1,189,676	993,443	908,586	11,654,206
14	2/1/2023	2,000,055	868,834	579,861	1,231,993	846,049	437,765	818,009	544,047	1,025,083	848,121	782,039	9,981,855
15	12/1/2023	2,262,359	1,016,450	654,778	1,348,510	973,769	486,276	926,245	635,599	1,159,712	936,497	882,969	11,283,164
16	1/1/2024	2,324,687	1,021,322	679,285	1,442,209	1,001,411	510,278	942,415	638,879	1,192,012	995,546	908,388	11,656,432
17	2/1/2024	1,995,093	868,517	585,002	1,230,104	851,408	435,806	817,610	541,376	1,027,060	849,906	781,904	9,983,786
18	12/1/2024	2,256,719	1,016,068	660,593	1,346,443	979,961	484,103	925,821	632,486	1,161,985	938,510	882,779	11,285,467
19	1/1/2025	2,316,002	1,019,223	684,076	1,438,295	1,007,367	507,340	940,754	635,540	1,193,125	996,949	907,045	11,645,716
20	2/1/2025	1,987,668	866,732	589,124	1,226,777	856,472	433,298	816,158	538,548	1,028,024	851,095	780,737	9,974,633
21	12/1/2025	2,248,301	1,013,964	665,243	1,342,768	985,762	481,313	924,153	629,178	1,163,029	939,800	881,481	11,274,992
22	1/1/2026	2,309,406	1,018,296	689,760	1,435,604	1,013,516	504,680	940,123	632,203	1,194,996	998,798	906,385	11,643,768
23	2/1/2026	1,981,981	865,955	594,026	1,224,476	861,677	431,022	815,646	535,718	1,029,649	852,665	780,173	9,972,986
24	12/1/2026	2,241,879	1,013,073	670,764	1,340,268	991,749	478,788	923,556	625,877	1,164,864	941,545	880,862	11,273,224
25	1/1/2027	2,302,179	1,017,119	695,083	1,432,537	1,019,611	502,014	938,987	628,961	1,196,687	1,000,537	905,591	11,639,305
26	2/1/2027	1,975,770	864,909	598,616	1,221,873	866,879	428,747	814,627	532,970	1,031,087	854,180	779,494	9,969,151
27	12/1/2027	2,234,871	1,011,871	675,949	1,337,409	997,733	476,259	922,428	622,668	1,166,551	943,197	880,052	11,268,987
28	1/1/2028	2,294,467	1,015,465	700,337	1,429,185	1,025,666	499,167	937,844	625,623	1,198,135	1,002,100	904,597	11,632,585
29	2/1/2028	1,969,160	863,530	603,133	1,219,006	872,017	426,316	813,643	530,144	1,032,350	855,513	778,631	9,963,444
30	12/1/2028	2,227,397	1,010,234	681,033	1,334,290	1,003,644	473,560	921,308	619,362	1,167,971	944,706	879,100	11,262,606
31	1/1/2029	2,287,603	1,014,458	705,947	1,426,339	1,031,796	496,503	936,954	622,285	1,199,927	1,003,929	903,938	11,629,678
32	2/1/2029	1,963,258	862,676	607,945	1,216,554	877,210	424,043	812,868	527,320	1,033,920	857,102	778,061	9,960,957
33	12/1/2029	2,220,737	1,009,239	686,488	1,331,604	1,009,643	471,033	920,445	616,059	1,169,725	946,418	878,482	11,259,872
34	1/1/2030	2,280,185	1,013,000	711,189	1,423,058	1,037,820	493,749	935,886	619,044	1,201,558	1,005,609	903,041	11,624,139
35	2/1/2030	1,956,905	861,437	612,461	1,213,774	882,350	421,688	811,942	524,573	1,035,322	858,497	777,301	9,956,249
36	12/1/2030	2,213,534	1,007,782	691,594	1,328,579	1,015,540	468,419	919,402	612,843	1,171,301	947,977	877,591	11,254,561
37	1/1/2031	2,272,850	1,011,713	716,616	1,420,003	1,043,951	491,088	934,812	615,712	1,203,197	1,007,354	902,136	11,619,432
38	2/1/2031	1,950,620	860,323	617,140	1,211,189	887,545	419,416	811,035	521,742	1,036,701	859,984	776,519	9,952,213
39	12/1/2031	2,206,408	1,006,510	696,860	1,325,723	1,021,520	465,894	918,376	609,541	1,172,884	949,642	876,738	11,250,097
40	1/1/2032	2,265,689	1,010,444	722,007	1,416,928	1,050,062	488,331	933,862	612,468	1,204,879	1,009,018	901,426	11,615,114
41	2/1/2032	1,944,475	859,266	621,814	1,208,553	892,746	417,064	810,184	518,997	1,038,159	861,410	775,891	9,948,559
42	12/1/2032	2,199,477	1,005,239	702,147	1,322,829	1,027,520	463,277	917,400	606,333	1,174,532	951,211	876,017	11,245,981
43	1/1/2033	2,258,298	1,009,053	727,337	1,413,772	1,056,095	485,575	932,791	609,127	1,206,507	1,010,802	900,506	11,609,863
44	2/1/2033	1,938,123	858,065	626,399	1,205,862	897,872	414,708	809,266	516,166	1,039,565	862,924	775,110	9,944,060
45	12/1/2033	2,192,278	1,003,861	707,316	1,319,889	1,033,435	460,667	916,367	603,032	1,176,100	952,852	875,125	11,240,921
46	1/1/2034	2,251,058	1,007,784	732,755	1,410,690	1,062,227	482,912	931,826	605,791	1,208,222	1,012,533	899,680	11,605,478
47	2/1/2034	1,931,913	856,993	631,069	1,203,244	903,083	412,435	808,443	513,337	1,041,029	864,421	774,407	9,940,375
48	12/1/2034	2,185,258	1,002,573	712,587	1,317,042	1,039,424	458,140	915,407	599,730	1,177,768	954,497	874,349	11,236,774
49	1/1/2035	2,243,848	1,006,505	738,164	1,407,548	1,068,233	480,159	930,757	602,551	1,209,863	1,014,198	898,893	11,600,720
50	2/1/2035	1,925,701	855,908	635,732	1,200,554	908,209	410,083	807,520	510,590	1,042,430	865,818	773,694	9,936,240
51	12/1/2035	2,178,230	1,001,310	717,858	1,314,078	1,045,315	455,527	914,382	596,521	1,179,360	956,084	873,540	11,232,204
52	1/1/2036	2,236,492	1,005,313	743,533	1,404,461	1,074,366	477,492	929,692	599,210	1,211,474	1,015,935	898,073	11,596,042
53	2/1/2036	1,919,424	854,899	640,327	1,197,944	913,426	407,807	806,581	507,762	1,043,813	867,324	773,005	9,932,311
54	12/1/2036	2,171,109	1,000,135	723,066	1,311,243	1,051,293	453,001	913,339	593,213	1,180,947	957,724	872,767	11,227,836
55	1/1/2037	2,229,256	1,003,953	748,967	1,401,447	1,080,398	474,739	928,732	595,968	1,213,161	1,017,611	897,156	11,591,388
56	2/1/2037	1,913,207	853,734	644,977	1,195,320	918,555	405,453	805,740	505,018	1,045,297	868,735	772,219	9,928,255
57	12/1/2037	2,164,089	998,763	728,311	1,308,365	1,057,198	450,388	912,378	590,001	1,182,613	959,290	871,875	11,223,269
58	1/1/2038	2,222,028	1,002,556	754,286	1,398,288	1,086,508	472,078	927,674	592,626	1,214,806	1,019,360	896,358	11,586,568
59	2/1/2038	1,906,993	852,570	649,593	1,192,623	923,758	403,179	804,830	502,185	1,046,718	870,246	771,547	9,924,241
60	12/1/2038	2,157,068	997,398	733,510	1,305,408	1,063,209	447,860	911,336	586,699	1,184,199	960,936	871,084	11,218,706

Column	Z	AA	AB	AC	AD
			Monthly Benefits from Gas Price Volatility Reduction (2015$)		
Line #	Year	Winter Month	With NED Only	With ANE Only	With Both NED and ANE
1	2019	1/1/2019	$66,916,174	$31,245	$66,821,779
2	2019	2/1/2019	$65,891,646	$110,962	$66,618,837
3	2019	12/1/2019	$16,200,454	$14,922,625	$16,214,969
4	2020	1/1/2020	$88,363,312	$61,262,728	$88,123,655
5	2020	2/1/2020	$53,183,494	$46,153,510	$53,489,130
6	2020	12/1/2020	$17,583,702	$14,330,411	$17,941,896
7	2021	1/1/2021	$101,013,200	$90,444,067	$105,356,342
8	2021	2/1/2021	$97,043,488	$95,410,125	$100,449,589
9	2021	12/1/2021	$14,177,388	$11,820,897	$15,049,541
10	2022	1/1/2022	$115,181,590	$123,942,066	$130,280,040
11	2022	2/1/2022	$107,073,633	$119,345,789	$118,485,569
12	2022	12/1/2022	$19,165,831	$16,963,700	$20,004,925
13	2023	1/1/2023	$129,191,986	$140,969,373	$151,511,447
14	2023	2/1/2023	$121,658,581	$129,094,057	$135,809,913
15	2023	12/1/2023	$29,793,886	$27,439,449	$30,076,644
16	2024	1/1/2024	$132,534,620	$143,103,106	$159,453,000
17	2024	2/1/2024	$104,163,043	$108,302,272	$114,478,322
18	2024	12/1/2024	$39,328,951	$39,049,411	$40,731,444
19	2025	1/1/2025	$149,282,794	$163,658,041	$181,056,069
20	2025	2/1/2025	$138,621,598	$137,005,771	$158,806,234
21	2025	12/1/2025	$44,466,962	$40,710,283	$44,513,112
22	2026	1/1/2026	$142,339,153	$155,119,725	$181,419,885
23	2026	2/1/2026	$127,147,005	$129,972,217	$159,816,593
24	2026	12/1/2026	$54,304,757	$51,367,532	$54,672,218
25	2027	1/1/2027	$143,276,124	$151,584,614	$180,147,655
26	2027	2/1/2027	$122,795,427	$124,856,122	$158,618,080
27	2027	12/1/2027	$62,164,461	$56,386,846	$62,544,740
28	2028	1/1/2028	$130,532,460	$143,339,061	$172,419,296
29	2028	2/1/2028	$129,265,607	$129,818,522	$156,164,131
30	2028	12/1/2028	$69,696,380	$63,263,872	$75,060,512
31	2029	1/1/2029	$127,842,877	$140,913,966	$170,531,611
32	2029	2/1/2029	$118,365,077	$111,115,477	$154,185,475
33	2029	12/1/2029	$89,059,668	$78,737,745	$102,509,753
34	2030	1/1/2030	$127,156,027	$142,997,924	$170,614,050
35	2030	2/1/2030	$116,816,742	$106,662,101	$155,269,210
36	2030	12/1/2030	$100,963,174	$96,848,359	$114,958,597
37	2031	1/1/2031	$129,416,691	$136,129,078	$169,577,871
38	2031	2/1/2031	$109,710,743	$99,212,544	$161,222,409
39	2031	12/1/2031	$106,135,740	$96,566,044	$127,361,638
40	2032	1/1/2032	$124,936,999	$121,746,615	$164,388,171
41	2032	2/1/2032	$111,837,031	$123,134,200	$161,319,919
42	2032	12/1/2032	$129,096,948	$117,594,814	$151,944,182
43	2033	1/1/2033	$132,508,642	$118,625,475	$164,259,704
44	2033	2/1/2033	$93,562,097	$80,899,665	$156,875,971
45	2033	12/1/2033	$136,629,097	$137,853,872	$161,129,457
46	2034	1/1/2034	$122,619,061	$99,217,181	$166,199,544
47	2034	2/1/2034	$84,372,216	$89,423,454	$150,936,402
48	2034	12/1/2034	$141,191,904	$155,425,284	$167,397,116
49	2035	1/1/2035	$111,199,425	$108,078,665	$180,802,743
50	2035	2/1/2035	$98,643,908	$75,343,695	$171,015,442
51	2035	12/1/2035	$121,829,952	$137,878,885	$154,862,320
52	2036	1/1/2036	$110,611,951	$148,463,805	$197,593,358
53	2036	2/1/2036	$83,448,210	$65,633,458	$155,682,014
54	2036	12/1/2036	$109,477,584	$137,088,181	$147,458,965
55	2037	1/1/2037	$66,117,870	$150,443,900	$166,055,441
56	2037	2/1/2037	$57,792,116	$83,005,563	$133,615,040
57	2037	12/1/2037	$106,165,799	$125,711,848	$139,315,886
58	2038	1/1/2038	$71,444,279	$148,074,799	$162,307,405
59	2038	2/1/2038	$65,047,146	$85,981,547	$136,337,021
60	2038	12/1/2038	$93,171,985	$131,022,680	$135,257,176

Column	AE	AF	AG	AH
		Annual Benefits from Gas Price Volatility Reduction (2015$)		
Line #	Year	With NED Only	With ANE Only	With Both NED and ANE
1	2019	$149	$15	$150
2	2020	$159	$122	$160
3	2021	$212	$198	$221
4	2022	$241	$260	$269
5	2023	$281	$298	$317
6	2024	$276	$290	$315
7	2025	$332	$341	$384
8	2026	$324	$336	$396
9	2027	$328	$333	$401
10	2028	$329	$336	$404
11	2029	$335	$331	$427
12	2030	$345	$347	$441
13	2031	$345	$332	$458
14	2032	$366	$362	$478
15	2033	$363	$337	$482
16	2034	$348	$344	$485
17	2035	$332	$321	$507
18	2036	$304	$351	$501
19	2037	$230	$359	$439
20	2038	$230	$365	$434
21				
22				
23				
24				
25				
26				
27				
28				
29				
30				
31				
32				
33				
34				
35				
36				
37				
38				
39				
40				
41				
42				
43				
44				
45				
46				
47				
48				
49				
50				
51				
52				
53				
54				
55				
56				
57				
58				
59				
60				

Information Request NEER-1-14

Request:

Refer to NG-JNC-3 at 14-15. The B&V Report states at pages 14-15: "Black and Veatch developed a projection of firm New England local distribution gas load under design day weather conditions. As shown in Figure 7 below, the LDC design day demand is expected to exceed 5,500 MMcf/d by 2020 and reach 6,000 MMcf/d by 2030." Please provide the projection of firm New England local distribution gas load under design day weather conditions and all analysis, including workpapers, that is available to support this projection.

Response:

Black & Veatch has provided in Attachment NEER-1-1(j) the projection of firm New England local distribution gas load under design day weather conditions. Our review of the most recently filed New England gas utility demand and supply forecasts suggests that LDC firm demand growth is expected to grow on a system wide and design day basis. Black & Veatch is projecting that growth to continue at 1.15% CAGR over the analysis period.

Information Request NEER-1-15

Request:

Refer to NG-JNC-3. Please confirm that the modeling analysis assumes that the EPA's proposed Clean Power Plan ("CPP") is in place and state the first year that the CPP takes effect.

Response:

In Black & Veatch's analysis, the EPA's Clean Power Plan ("CPP") is assumed in place, and starts in 2022.

Information Request NEER-1-16

Request:

Refer to NG-JNC-3 and EVER-KRP-3 at 26-27. Figure 12 of the Access Northeast Project — Reliability Benefits and Energy Cost Savings to New England Customers dated December 18, 2015 (the "ICF Report") reports the New England gas price forecast used in the modeling for Eversource's Petition in D.P.U. 15-181. Is Figure 12 consistent with Figure 10 in the B&V Report? If so, explain why. If not, explain why not. Does the discrepancy change your analysis? If so, how does the analysis change?

Response:

After reviewing the ICF Report, Black & Veatch believes that Figure 12 (EVER-KRP-3 at 26-27) is directionally consistent with Figure 10 in the Black & Veatch Report. Additional gas pipeline capacity backed with firm gas supplies into the New England market will reduce gas prices during the winter period. Black & Veatch's analysis indicates that incremental pipeline capacity into the region will reduce regional gas and electric prices and generate long-term economic benefits to electric consumers.

Information Request NEER-1-17

Request:

Refer to NG-JNC-3 at 24. The B&V Report states on page 24, at footnote 7: "Black & Veatch estimated that approximately 93-97% of the gross electricity market benefits occur during the winter season (November — April) for the 2019-2038 analysis period, with the winter season benefits accounting for 93.0%, 96.7% and 95.9% of the total benefits for the NED only, ANE only, and both NED and ANE scenarios, respectively." State the basis for these statements and include in your response all data, analyses, calculations, and associated workpapers that support these statements.

Response:

In Attachment NEER-1-17(a), Black & Veatch provided the monthly gross electric market benefits used in the analysis. When examining the monthly benefits for each winter season (November-April) versus the entire calendar year, (January-December), a significant portion of the observed benefits occurred during the winter months, when the proposed pipeline solutions had the largest impacts on winter gas and electric prices.

In this response, the Company has slightly revised the winter benefits for the NED-only scenario as well as the combined ANE/NED scenario, both of which were originally provided in Exhibit NG-JNC-3, at 24. Since the results of the initial analysis were reflected in the calculation of the illustrative Winter Energy Savings Factor presented in Exhibit NG-AEL-3, at 2, lines 3 and 4, and the associated Winter bill impacts in Exhibit NG-AEL-5, the Company is providing Attachment NEER-1-17(b) (HIGHLY SENSITIVE CONFIDENTIAL) and Attachment NEER-1-17(c) (HIGHLY SENSTIVE CONFIDENTIAL) to update the calculations of the Winter Energy Savings Factors in Exhibit NG-AEL-3, at 2, and associated bill impacts in Exhibit NG-AEL-5, in D.P.U. 16-05 and D.P.U. 16-07, respectively.

REDACTED DOCUMENT

Massachusetts Electric Company
Nantucket Electric Company
Illustrative Capacity Cost Recovery Factor (CCR) & Energy Savings Factor

Line No.	**Levelized Costs (2019-2038) ($)**	New England Levelized Costs ($) (a)	National Grid's Cost Share (b)	National Grid Levelized Costs ($)[3] (c)	Annual kWh (d)	CCR Factor $/kWh (e)
1	ANE [1] (Stand-Alone)	[redacted]	20.1%	[redacted]	20,861,679,060	[redacted]
2	Combined ANE and NED[2]	[redacted]	20.1%	[redacted]	20,861,679,060	[redacted]

	Levelized Winter Benefits (2019-2038) ($)	New England Levelized Benefits ($) (f)	Winter Month Benefit (g)	National Grid's Benefit Share (h)	National Grid Levelized Benefits ($) (i)	Winter kWh (j)	Energy Savings Factor $/kWh (k)
3	ANE (Stand-Alone)	[redacted]	96.7%	18.0%	[redacted]	10,432,058,749	[redacted]
4	Combined ANE and NED		95.7%	18.0%		10,432,058,749	

	Levelized Net Benefits (2019-2038) ($)	New England Levelized Net Benefits($)	National Grid Levelized Net Benefits($)	Annual kWh	Net Benefit $/kWh (l)
5	ANE (Stand-Alone)				($0.02211)
6	Combined ANE and NED				($0.02560)

[1] Spectra Access Northeast

[2] Kinder Morgan Northeast Energy Direct

[3] Includes Innovation Incentive of 2.75% of Total Costs.

(a) See Exhibit NG-JNC-3 Table 3
(b) Massachusetts Electric's and Nantucket Electric's share of total contract costs. Assumes Municipalities do not share in any of the projected costs.
(c) Column (a) * Column (b) *1.0275
(d) Estimate/Forecast
(e) Column (c) ÷ Column (d)
(f) See Exhibit NG-JNC-3 Table 3
(g) See Exhibit NG-JNC-3 Table 3
(h) Massachusetts Electric's and Nantucket Electric's estimated share of total benefits.
(i) Column (f) * Column (g) * Column (h)
(j) Estimate/Forecast
(k) Column (i) ÷ Column (j)
(l) Line 1 or 2 + Lines 3 or 4

Massachusetts Electric Company
Capacity Cost Recovery - Illustrative Typical Winter Levelized Bill Impacts
Rates R-1 and R-2 Basic Service Customers

Capacity Cost Recovery Factor (CCRF) Winter Energy Savings Factor Net Impact		ANE [redacted] ($0.02211)		ANE & NED [redacted] ($0.02560)	
Monthly kWh	Current Total Bill [1]	Increase (Decrease) Amount	%	Increase (Decrease) Amount	%
Rate R-1					
125	$30.42	($2.76)	-9.1%	($3.20)	-10.5%
250	$56.86	($5.53)	-9.7%	($6.40)	-11.3%
500	$109.70	($11.06)	-10.1%	($12.80)	-11.7%
600	$130.83	($13.27)	-10.1%	($15.36)	-11.7%
750	$163.55	($16.58)	-10.1%	($19.20)	-11.7%
1,000	$218.04	($22.11)	-10.1%	($25.60)	-11.7%
1,250	$272.55	($27.64)	-10.1%	($32.00)	-11.7%
1,500	$327.04	($33.17)	-10.1%	($38.40)	-11.7%
2,000	$436.05	($44.22)	-10.1%	($51.20)	-11.7%
Rate R-2					
50	$10.46	($0.83)	-7.9%	($1.28)	-12.2%
100	$17.91	($1.66)	-9.3%	($2.56)	-14.3%
150	$25.36	($2.49)	-9.8%	($3.84)	-15.1%
250	$40.26	($4.15)	-10.3%	($6.40)	-15.9%
300	$47.71	($4.97)	-10.4%	($7.68)	-16.1%
500	$77.52	($8.29)	-10.7%	($12.80)	-16.5%
600	$92.42	($9.95)	-10.8%	($15.36)	-16.6%
750	$115.52	($12.44)	-10.8%	($19.20)	-16.6%

[1]Current Bill reflects current delivery rates and Basic Service Rate.

Massachusetts Electric Company
Capacity Cost Recovery - Illustrative Typical Winter Levelized Bill Impacts
Rate R-4 Basic Service Customers

Capacity Cost Recovery Factor (CCRF) Winter Energy Savings Factor Net Impact		ANE [redacted] ($0.02211)		ANE & NED [redacted] ($0.02560)	
Monthly kWh	Current Total Bill [1]	Increase (Decrease) Amount	%	Increase (Decrease) Amount	%
On/Off Peak Split: 25/75					
1,000	$230.16	($22.11)	-9.6%	($25.60)	-11.1%
1,500	$334.80	($33.17)	-9.9%	($38.40)	-11.5%
2,000	$439.44	($44.22)	-10.1%	($51.20)	-11.7%
3,000	$648.73	($66.33)	-10.2%	($76.80)	-11.8%
4,000	$858.01	($88.44)	-10.3%	($102.40)	-11.9%
5,000	$1,067.30	($110.55)	-10.4%	($128.00)	-12.0%
8,000	$1,695.15	($176.88)	-10.4%	($204.80)	-12.1%
10,000	$2,113.72	($221.10)	-10.5%	($256.00)	-12.1%
On/Off Peak Split: 30/70					
1,000	$233.18	($22.11)	-9.5%	($25.60)	-11.0%
1,500	$339.35	($33.17)	-9.8%	($38.40)	-11.3%
2,000	$445.50	($44.22)	-9.9%	($51.20)	-11.5%
3,000	$657.82	($66.33)	-10.1%	($76.80)	-11.7%
4,000	$870.14	($88.44)	-10.2%	($102.40)	-11.8%
5,000	$1,082.45	($110.55)	-10.2%	($128.00)	-11.8%
8,000	$1,719.40	($176.88)	-10.3%	($204.80)	-11.9%
10,000	$2,144.03	($221.10)	-10.3%	($256.00)	-11.9%
On/Off Peak Split: 40/60					
1,000	$239.25	($22.11)	-9.2%	($25.60)	-10.7%
1,500	$348.44	($33.17)	-9.5%	($38.40)	-11.0%
2,000	$457.62	($44.22)	-9.7%	($51.20)	-11.2%
3,000	$676.01	($66.33)	-9.8%	($76.80)	-11.4%
4,000	$894.38	($88.44)	-9.9%	($102.40)	-11.4%
5,000	$1,112.76	($110.55)	-9.9%	($128.00)	-11.5%
8,000	$1,767.90	($176.88)	-10.0%	($204.80)	-11.6%
10,000	$2,204.65	($221.10)	-10.0%	($256.00)	-11.6%

[1]Current Bill reflects current delivery rates and Basic Service Rate.

Massachusetts Electric Company
Capacity Cost Recovery - Illustrative Typical Winter Levelized Bill Impacts
Rate G-1 Basic Service Customers

Capacity Cost Recovery Factor (CCRF) Winter Energy Savings Factor Net Impact		ANE [redacted] ($0.02211)		ANE & NED [redacted] ($0.02560)	
Monthly kWh	Current Total Bill [1]	Increase (Decrease) Amount	%	Increase (Decrease) Amount	%
50	$20.17	($1.11)	-5.5%	($1.28)	-6.3%
100	$30.34	($2.21)	-7.3%	($2.56)	-8.4%
250	$60.83	($5.53)	-9.1%	($6.40)	-10.5%
500	$111.66	($11.06)	-9.9%	($12.80)	-11.5%
1,500	$314.95	($33.17)	-10.5%	($38.40)	-12.2%
2,500	$527.10	($55.28)	-10.5%	($64.00)	-12.1%
5,000	$1,079.61	($110.55)	-10.2%	($128.00)	-11.9%
7,500	$1,632.15	($165.83)	-10.2%	($192.00)	-11.8%

[1]Current Bill reflects current delivery rates and Basic Service Rate.

Massachusetts Electric Company
Capacity Cost Recovery - Illustrative Typical Winter Levelized Bill Impacts
Rate G-2 Basic Service Customers - SEMA

Capacity Cost Recovery Factor (CCRF) Winter Energy Savings Factor Net Impact			ANE [redacted] ($0.02211)		ANE & NED [redacted] ($0.02560)	
Monthly kW	Monthly kWh	Current Total Bill [1]	Increase (Decrease) Amount	%	Increase (Decrease) Amount	%
200	Hours Use					
15	3,000	$597.48	($66.33)	-11.1%	($76.80)	-12.9%
20	4,000	$791.12	($88.44)	-11.2%	($102.40)	-12.9%
40	8,000	$1,565.68	($176.88)	-11.3%	($204.80)	-13.1%
75	15,000	$2,921.16	($331.65)	-11.4%	($384.00)	-13.1%
150	30,000	$5,825.76	($663.30)	-11.4%	($768.00)	-13.2%
250	Hours Use					
15	3,750	$720.22	($82.91)	-11.5%	($96.00)	-13.3%
20	5,000	$954.76	($110.55)	-11.6%	($128.00)	-13.4%
40	10,000	$1,892.96	($221.10)	-11.7%	($256.00)	-13.5%
75	18,750	$3,534.82	($414.56)	-11.7%	($480.00)	-13.6%
150	37,500	$7,053.07	($829.13)	-11.8%	($960.00)	-13.6%
300	Hours Use					
15	4,500	$842.95	($99.50)	-11.8%	($115.20)	-13.7%
20	6,000	$1,118.40	($132.66)	-11.9%	($153.60)	-13.7%
40	12,000	$2,220.24	($265.32)	-12.0%	($307.20)	-13.8%
75	22,500	$4,148.47	($497.48)	-12.0%	($576.00)	-13.9%
150	45,000	$8,280.36	($994.95)	-12.0%	($1,152.00)	-13.9%
350	Hours Use					
15	5,250	$965.68	($116.08)	-12.0%	($134.40)	-13.9%
20	7,000	$1,282.04	($154.77)	-12.1%	($179.20)	-14.0%
40	14,000	$2,547.52	($309.54)	-12.2%	($358.40)	-14.1%
75	26,250	$4,762.12	($580.39)	-12.2%	($672.00)	-14.1%
150	52,500	$9,507.67	($1,160.78)	-12.2%	($1,344.00)	-14.1%
400	Hours Use					
15	6,000	$1,088.40	($132.66)	-12.2%	($153.60)	-14.1%
20	8,000	$1,445.68	($176.88)	-12.2%	($204.80)	-14.2%
40	16,000	$2,874.80	($353.76)	-12.3%	($409.60)	-14.2%
75	30,000	$5,375.76	($663.30)	-12.3%	($768.00)	-14.3%
150	60,000	$10,734.96	($1,326.60)	-12.4%	($1,536.00)	-14.3%
450	Hours Use					
15	6,750	$1,211.14	($149.24)	-12.3%	($172.80)	-14.3%
20	9,000	$1,609.32	($198.99)	-12.4%	($230.40)	-14.3%
40	18,000	$3,202.08	($397.98)	-12.4%	($460.80)	-14.4%
75	33,750	$5,989.42	($746.21)	-12.5%	($864.00)	-14.4%
150	67,500	$11,962.27	($1,492.43)	-12.5%	($1,728.00)	-14.4%

[1]Current Bill reflects current delivery rates and Basic Service Rate.

Massachusetts Electric Company
Capacity Cost Recovery - Illustrative Typical Winter Levelized Bill Impacts
Rate G-2 Basic Service Customers - WCMA

Capacity Cost Recovery Factor (CCRF) Winter Energy Savings Factor Net Impact			ANE [redacted] ($0.02211)		ANE & NED [redacted] ($0.02560)	
Monthly kW	Monthly kWh	Current Total Bill [1]	Increase (Decrease) Amount	%	Increase (Decrease) Amount	%
200	Hours Use					
15	3,000	$589.05	($66.33)	-11.3%	($76.80)	-13.0%
20	4,000	$779.88	($88.44)	-11.3%	($102.40)	-13.1%
40	8,000	$1,543.20	($176.88)	-11.5%	($204.80)	-13.3%
75	15,000	$2,879.01	($331.65)	-11.5%	($384.00)	-13.3%
150	30,000	$5,741.46	($663.30)	-11.6%	($768.00)	-13.4%
250	Hours Use					
15	3,750	$709.69	($82.91)	-11.7%	($96.00)	-13.5%
20	5,000	$940.71	($110.55)	-11.8%	($128.00)	-13.6%
40	10,000	$1,864.86	($221.10)	-11.9%	($256.00)	-13.7%
75	18,750	$3,482.14	($414.56)	-11.9%	($480.00)	-13.8%
150	37,500	$6,947.69	($829.13)	-11.9%	($960.00)	-13.8%
300	Hours Use					
15	4,500	$830.30	($99.50)	-12.0%	($115.20)	-13.9%
20	6,000	$1,101.54	($132.66)	-12.0%	($153.60)	-13.9%
40	12,000	$2,186.52	($265.32)	-12.1%	($307.20)	-14.0%
75	22,500	$4,085.24	($497.48)	-12.2%	($576.00)	-14.1%
150	45,000	$8,153.91	($994.95)	-12.2%	($1,152.00)	-14.1%
350	Hours Use					
15	5,250	$950.93	($116.08)	-12.2%	($134.40)	-14.1%
20	7,000	$1,262.37	($154.77)	-12.3%	($179.20)	-14.2%
40	14,000	$2,508.18	($309.54)	-12.3%	($358.40)	-14.3%
75	26,250	$4,688.36	($580.39)	-12.4%	($672.00)	-14.3%
150	52,500	$9,360.14	($1,160.78)	-12.4%	($1,344.00)	-14.4%
400	Hours Use					
15	6,000	$1,071.54	($132.66)	-12.4%	($153.60)	-14.3%
20	8,000	$1,423.20	($176.88)	-12.4%	($204.80)	-14.4%
40	16,000	$2,829.84	($353.76)	-12.5%	($409.60)	-14.5%
75	30,000	$5,291.46	($663.30)	-12.5%	($768.00)	-14.5%
150	60,000	$10,566.36	($1,326.60)	-12.6%	($1,536.00)	-14.5%
450	Hours Use					
15	6,750	$1,192.18	($149.24)	-12.5%	($172.80)	-14.5%
20	9,000	$1,584.03	($198.99)	-12.6%	($230.40)	-14.5%
40	18,000	$3,151.50	($397.98)	-12.6%	($460.80)	-14.6%
75	33,750	$5,894.59	($746.21)	-12.7%	($864.00)	-14.7%
150	67,500	$11,772.59	($1,492.43)	-12.7%	($1,728.00)	-14.7%

[1]Current Bill reflects current delivery rates and Basic Service Rate.

Massachusetts Electric Company
Capacity Cost Recovery - Illustrative Typical Winter Levelized Bill Impacts
Rate G-2 Basic Service Customers - NEMA

Capacity Cost Recovery Factor (CCRF) Winter Energy Savings Factor Net Impact			ANE [redacted] ($0.02211)		ANE & NED [redacted] ($0.02560)	
Monthly kW	Monthly kWh	Current Total Bill [1]	Increase (Decrease) Amount	%	Increase (Decrease) Amount	%
200	Hours Use					
15	3,000	$596.34	($66.33)	-11.1%	($76.80)	-12.9%
20	4,000	$789.60	($88.44)	-11.2%	($102.40)	-13.0%
40	8,000	$1,562.64	($176.88)	-11.3%	($204.80)	-13.1%
75	15,000	$2,915.46	($331.65)	-11.4%	($384.00)	-13.2%
150	30,000	$5,814.36	($663.30)	-11.4%	($768.00)	-13.2%
250	Hours Use					
15	3,750	$718.80	($82.91)	-11.5%	($96.00)	-13.4%
20	5,000	$952.86	($110.55)	-11.6%	($128.00)	-13.4%
40	10,000	$1,889.16	($221.10)	-11.7%	($256.00)	-13.6%
75	18,750	$3,527.70	($414.56)	-11.8%	($480.00)	-13.6%
150	37,500	$7,038.82	($829.13)	-11.8%	($960.00)	-13.6%
300	Hours Use					
15	4,500	$841.24	($99.50)	-11.8%	($115.20)	-13.7%
20	6,000	$1,116.12	($132.66)	-11.9%	($153.60)	-13.8%
40	12,000	$2,215.68	($265.32)	-12.0%	($307.20)	-13.9%
75	22,500	$4,139.92	($497.48)	-12.0%	($576.00)	-13.9%
150	45,000	$8,263.26	($994.95)	-12.0%	($1,152.00)	-13.9%
350	Hours Use					
15	5,250	$963.68	($116.08)	-12.0%	($134.40)	-13.9%
20	7,000	$1,279.38	($154.77)	-12.1%	($179.20)	-14.0%
40	14,000	$2,542.20	($309.54)	-12.2%	($358.40)	-14.1%
75	26,250	$4,752.14	($580.39)	-12.2%	($672.00)	-14.1%
150	52,500	$9,487.72	($1,160.78)	-12.2%	($1,344.00)	-14.2%
400	Hours Use					
15	6,000	$1,086.12	($132.66)	-12.2%	($153.60)	-14.1%
20	8,000	$1,442.64	($176.88)	-12.3%	($204.80)	-14.2%
40	16,000	$2,868.72	($353.76)	-12.3%	($409.60)	-14.3%
75	30,000	$5,364.36	($663.30)	-12.4%	($768.00)	-14.3%
150	60,000	$10,712.16	($1,326.60)	-12.4%	($1,536.00)	-14.3%
450	Hours Use					
15	6,750	$1,208.58	($149.24)	-12.3%	($172.80)	-14.3%
20	9,000	$1,605.90	($198.99)	-12.4%	($230.40)	-14.3%
40	18,000	$3,195.24	($397.98)	-12.5%	($460.80)	-14.4%
75	33,750	$5,976.60	($746.21)	-12.5%	($864.00)	-14.5%
150	67,500	$11,936.62	($1,492.43)	-12.5%	($1,728.00)	-14.5%

[1]Current Bill reflects current delivery rates and Basic Service Rate.

Massachusetts Electric Company
Capacity Cost Recovery - Illustrative Typical Winter Levelized Bill Impacts
Rate G-3 Basic Service Customers - SEMA

Capacity Cost Recovery Factor (CCRF) Winter Energy Savings Factor Net Impact			ANE [redacted] ($0.02211)		ANE & NED [redacted] ($0.02560)	
Monthly kW	Monthly kWh	Current Total Bill [1]	Increase (Decrease) Amount	%	Increase (Decrease) Amount	%
On/Off Peak Split: 55/45						
250	Hours Use					
600	150,000	$26,976.73	($3,316.50)	-12.3%	($3,840.00)	-14.2%
800	200,000	$35,902.30	($4,422.00)	-12.3%	($5,120.00)	-14.3%
1,000	250,000	$44,827.88	($5,527.50)	-12.3%	($6,400.00)	-14.3%
1,500	375,000	$67,141.82	($8,291.25)	-12.3%	($9,600.00)	-14.3%
3,000	750,000	$134,083.63	($16,582.50)	-12.4%	($19,200.00)	-14.3%
On/Off Peak Split: 50/50						
300	Hours Use					
600	180,000	$31,793.90	($3,979.80)	-12.5%	($4,608.00)	-14.5%
800	240,000	$42,325.20	($5,306.40)	-12.5%	($6,144.00)	-14.5%
1,000	300,000	$52,856.50	($6,633.00)	-12.5%	($7,680.00)	-14.5%
1,500	450,000	$79,184.75	($9,949.50)	-12.6%	($11,520.00)	-14.5%
3,000	900,000	$158,169.50	($19,899.00)	-12.6%	($23,040.00)	-14.6%
On/Off Peak Split: 50/50						
350	Hours Use					
600	210,000	$36,667.55	($4,643.10)	-12.7%	($5,376.00)	-14.7%
800	280,000	$48,823.40	($6,190.80)	-12.7%	($7,168.00)	-14.7%
1,000	350,000	$60,979.25	($7,738.50)	-12.7%	($8,960.00)	-14.7%
1,500	525,000	$91,368.88	($11,607.75)	-12.7%	($13,440.00)	-14.7%
3,000	1,050,000	$182,537.75	($23,215.50)	-12.7%	($26,880.00)	-14.7%
On/Off Peak Split: 45/55						
400	Hours Use					
600	240,000	$41,450.84	($5,306.40)	-12.8%	($6,144.00)	-14.8%
800	320,000	$55,201.12	($7,075.20)	-12.8%	($8,192.00)	-14.8%
1,000	400,000	$68,951.40	($8,844.00)	-12.8%	($10,240.00)	-14.9%
1,500	600,000	$103,327.10	($13,266.00)	-12.8%	($15,360.00)	-14.9%
3,000	1,200,000	$206,454.20	($26,532.00)	-12.9%	($30,720.00)	-14.9%
On/Off Peak Split: 45/55						
450	Hours Use					
600	270,000	$46,313.20	($5,969.70)	-12.9%	($6,912.00)	-14.9%
800	360,000	$61,684.26	($7,959.60)	-12.9%	($9,216.00)	-14.9%
1,000	450,000	$77,055.33	($9,949.50)	-12.9%	($11,520.00)	-15.0%
1,500	675,000	$115,482.99	($14,924.25)	-12.9%	($17,280.00)	-15.0%
3,000	1,350,000	$230,765.98	($29,848.50)	-12.9%	($34,560.00)	-15.0%
On/Off Peak Split: 45/55						
500	Hours Use					
600	300,000	$51,175.55	($6,633.00)	-13.0%	($7,680.00)	-15.0%
800	400,000	$68,167.40	($8,844.00)	-13.0%	($10,240.00)	-15.0%
1,000	500,000	$85,159.25	($11,055.00)	-13.0%	($12,800.00)	-15.0%
1,500	750,000	$127,638.88	($16,582.50)	-13.0%	($19,200.00)	-15.0%
3,000	1,500,000	$255,077.75	($33,165.00)	-13.0%	($38,400.00)	-15.1%

[1]Current Bill reflects current delivery rates and Basic Service Rate

Massachusetts Electric Company
Capacity Cost Recovery - Illustrative Typical Winter Levelized Bill Impacts
Rate G-3 Basic Service Customers - WCMA

Capacity Cost Recovery Factor (CCRF) Winter Energy Savings Factor Net Impact			ANE [redacted] ($0.02211)		ANE & NED [redacted] ($0.02560)	
Monthly kW	Monthly kWh	Current Total Bill [1]	Increase (Decrease) Amount	%	Increase (Decrease) Amount	%
On/Off Peak Split: 55/45						
250	Hours Use					
600	150,000	$26,555.23	($3,316.50)	-12.5%	($3,840.00)	-14.5%
800	200,000	$35,340.30	($4,422.00)	-12.5%	($5,120.00)	-14.5%
1,000	250,000	$44,125.38	($5,527.50)	-12.5%	($6,400.00)	-14.5%
1,500	375,000	$66,088.07	($8,291.25)	-12.5%	($9,600.00)	-14.5%
3,000	750,000	$131,976.13	($16,582.50)	-12.6%	($19,200.00)	-14.5%
On/Off Peak Split: 50/50						
300	Hours Use					
600	180,000	$31,288.10	($3,979.80)	-12.7%	($4,608.00)	-14.7%
800	240,000	$41,650.80	($5,306.40)	-12.7%	($6,144.00)	-14.8%
1,000	300,000	$52,013.50	($6,633.00)	-12.8%	($7,680.00)	-14.8%
1,500	450,000	$77,920.25	($9,949.50)	-12.8%	($11,520.00)	-14.8%
3,000	900,000	$155,640.50	($19,899.00)	-12.8%	($23,040.00)	-14.8%
On/Off Peak Split: 50/50						
350	Hours Use					
600	210,000	$36,077.45	($4,643.10)	-12.9%	($5,376.00)	-14.9%
800	280,000	$48,036.60	($6,190.80)	-12.9%	($7,168.00)	-14.9%
1,000	350,000	$59,995.75	($7,738.50)	-12.9%	($8,960.00)	-14.9%
1,500	525,000	$89,893.63	($11,607.75)	-12.9%	($13,440.00)	-15.0%
3,000	1,050,000	$179,587.25	($23,215.50)	-12.9%	($26,880.00)	-15.0%
On/Off Peak Split: 45/55						
400	Hours Use					
600	240,000	$40,776.44	($5,306.40)	-13.0%	($6,144.00)	-15.1%
800	320,000	$54,301.92	($7,075.20)	-13.0%	($8,192.00)	-15.1%
1,000	400,000	$67,827.40	($8,844.00)	-13.0%	($10,240.00)	-15.1%
1,500	600,000	$101,641.10	($13,266.00)	-13.1%	($15,360.00)	-15.1%
3,000	1,200,000	$203,082.20	($26,532.00)	-13.1%	($30,720.00)	-15.1%
On/Off Peak Split: 45/55						
450	Hours Use					
600	270,000	$45,554.50	($5,969.70)	-13.1%	($6,912.00)	-15.2%
800	360,000	$60,672.66	($7,959.60)	-13.1%	($9,216.00)	-15.2%
1,000	450,000	$75,790.83	($9,949.50)	-13.1%	($11,520.00)	-15.2%
1,500	675,000	$113,586.24	($14,924.25)	-13.1%	($17,280.00)	-15.2%
3,000	1,350,000	$226,972.48	($29,848.50)	-13.2%	($34,560.00)	-15.2%
On/Off Peak Split: 45/55						
500	Hours Use					
600	300,000	$50,332.55	($6,633.00)	-13.2%	($7,680.00)	-15.3%
800	400,000	$67,043.40	($8,844.00)	-13.2%	($10,240.00)	-15.3%
1,000	500,000	$83,754.25	($11,055.00)	-13.2%	($12,800.00)	-15.3%
1,500	750,000	$125,531.38	($16,582.50)	-13.2%	($19,200.00)	-15.3%
3,000	1,500,000	$250,862.75	($33,165.00)	-13.2%	($38,400.00)	-15.3%

[1]Current Bill reflects current delivery rates and Basic Service Rate

Massachusetts Electric Company
Capacity Cost Recovery - Illustrative Typical Winter Levelized Bill Impacts
Rate G-3 Basic Service Customers - NEMA

Capacity Cost Recovery Factor (CCRF) Winter Energy Savings Factor Net Impact			ANE [redacted] ($0.02211)		ANE & NED [redacted] ($0.02560)	
Monthly kW	Monthly kWh	Current Total Bill [1]	Increase (Decrease) Amount	%	Increase (Decrease) Amount	%
On/Off Peak Split: 55/45						
250	Hours Use					
600	150,000	$26,919.73	($3,316.50)	-12.3%	($3,840.00)	-14.3%
800	200,000	$35,826.30	($4,422.00)	-12.3%	($5,120.00)	-14.3%
1,000	250,000	$44,732.88	($5,527.50)	-12.4%	($6,400.00)	-14.3%
1,500	375,000	$66,999.32	($8,291.25)	-12.4%	($9,600.00)	-14.3%
3,000	750,000	$133,798.63	($16,582.50)	-12.4%	($19,200.00)	-14.3%
On/Off Peak Split: 50/50						
300	Hours Use					
600	180,000	$31,725.50	($3,979.80)	-12.5%	($4,608.00)	-14.5%
800	240,000	$42,234.00	($5,306.40)	-12.6%	($6,144.00)	-14.5%
1,000	300,000	$52,742.50	($6,633.00)	-12.6%	($7,680.00)	-14.6%
1,500	450,000	$79,013.75	($9,949.50)	-12.6%	($11,520.00)	-14.6%
3,000	900,000	$157,827.50	($19,899.00)	-12.6%	($23,040.00)	-14.6%
On/Off Peak Split: 50/50						
350	Hours Use					
600	210,000	$36,587.75	($4,643.10)	-12.7%	($5,376.00)	-14.7%
800	280,000	$48,717.00	($6,190.80)	-12.7%	($7,168.00)	-14.7%
1,000	350,000	$60,846.25	($7,738.50)	-12.7%	($8,960.00)	-14.7%
1,500	525,000	$91,169.38	($11,607.75)	-12.7%	($13,440.00)	-14.7%
3,000	1,050,000	$182,138.75	($23,215.50)	-12.7%	($26,880.00)	-14.8%
On/Off Peak Split: 45/55						
400	Hours Use					
600	240,000	$41,359.64	($5,306.40)	-12.8%	($6,144.00)	-14.9%
800	320,000	$55,079.52	($7,075.20)	-12.8%	($8,192.00)	-14.9%
1,000	400,000	$68,799.40	($8,844.00)	-12.9%	($10,240.00)	-14.9%
1,500	600,000	$103,099.10	($13,266.00)	-12.9%	($15,360.00)	-14.9%
3,000	1,200,000	$205,998.20	($26,532.00)	-12.9%	($30,720.00)	-14.9%
On/Off Peak Split: 45/55						
450	Hours Use					
600	270,000	$46,210.60	($5,969.70)	-12.9%	($6,912.00)	-15.0%
800	360,000	$61,547.46	($7,959.60)	-12.9%	($9,216.00)	-15.0%
1,000	450,000	$76,884.33	($9,949.50)	-12.9%	($11,520.00)	-15.0%
1,500	675,000	$115,226.49	($14,924.25)	-13.0%	($17,280.00)	-15.0%
3,000	1,350,000	$230,252.98	($29,848.50)	-13.0%	($34,560.00)	-15.0%
On/Off Peak Split: 45/55						
500	Hours Use					
600	300,000	$51,061.55	($6,633.00)	-13.0%	($7,680.00)	-15.0%
800	400,000	$68,015.40	($8,844.00)	-13.0%	($10,240.00)	-15.1%
1,000	500,000	$84,969.25	($11,055.00)	-13.0%	($12,800.00)	-15.1%
1,500	750,000	$127,353.88	($16,582.50)	-13.0%	($19,200.00)	-15.1%
3,000	1,500,000	$254,507.75	($33,165.00)	-13.0%	($38,400.00)	-15.1%

[1]Current Bill reflects current delivery rates and Basic Service Rate

Massachusetts Electric Company
Capacity Cost Recovery - Illustrative Typical Winter Levelized Bill Impacts
Rate S-5 Basic Service Customers

				ANE		ANE & NED	
Capacity Cost Recovery Factor (CCRF)				[redacted]		[redacted]	
Winter Energy Savings Factor							
Net Impact				($0.02211)		($0.02560)	
Luminaire Type	Description	Annual kWh	Current Total Bill [1]	Increase (Decrease) Amount	%	Increase (Decrease) Amount	%
Incandescent	LUM INC RWY 105W	438	$90.12	($9.68)	-10.7%	($11.21)	-12.4%
Incandescent	LUM INC RWY 205W	856	$176.12	($18.93)	-10.7%	($21.91)	-12.4%
Mercury Vapor	LUM MV POST 100W	543	$111.72	($12.01)	-10.8%	($13.90)	-12.4%
Mercury Vapor	LUM MV POST 175W	881	$181.26	($19.48)	-10.7%	($22.55)	-12.4%
Mercury Vapor	LUM MV RWY 100W	543	$111.72	($12.01)	-10.8%	($13.90)	-12.4%
Mercury Vapor	LUM MV RWY 175W	881	$181.26	($19.48)	-10.7%	($22.55)	-12.4%
Mercury Vapor	LUM MV RWY 400W	1,991	$409.63	($44.02)	-10.7%	($50.97)	-12.4%
Mercury Vapor	LUM MV RWY 1000W	4,572	$940.66	($101.09)	-10.7%	($117.04)	-12.4%
Mercury Vapor	LUM MV RWY 250W	1,282	$263.75	($28.35)	-10.7%	($32.82)	-12.4%
Mercury Vapor	LUM MV FLD 400W	1,991	$409.63	($44.02)	-10.7%	($50.97)	-12.4%
Mercury Vapor	LUM MV FLD 1000W	4,572	$940.66	($101.09)	-10.7%	($117.04)	-12.4%
Sodium Vapor	LUM HPS POST 50W	255	$52.47	($5.64)	-10.7%	($6.53)	-12.4%
Sodium Vapor	LUM HPS POST 100W	359	$73.85	($7.94)	-10.8%	($9.19)	-12.4%
Sodium Vapor	LUM HPS RWY 50W	255	$52.47	($5.64)	-10.7%	($6.53)	-12.4%
Sodium Vapor	LUM HPS RWY 70W	359	$73.85	($7.94)	-10.8%	($9.19)	-12.4%
Sodium Vapor	LUM HPS RWY 100W	493	$101.43	($10.90)	-10.7%	($12.62)	-12.4%
Sodium Vapor	LUM HPS RWY 150W	722	$148.55	($15.96)	-10.7%	($18.48)	-12.4%
Sodium Vapor	LUM HPS RWY 250W	1,269	$261.09	($28.06)	-10.7%	($32.49)	-12.4%
Sodium Vapor	LUM HPS RWY 400W	1,962	$403.65	($43.38)	-10.7%	($50.23)	-12.4%
Sodium Vapor	LUM HPS RWY 1000W	4,618	$950.12	($102.10)	-10.7%	($118.22)	-12.4%
Sodium Vapor	LUM HPS FLD 250W	1,269	$261.09	($28.06)	-10.7%	($32.49)	-12.4%
Sodium Vapor	LUM HPS FLD 400W	1,962	$403.65	($43.38)	-10.7%	($50.23)	-12.4%
Sodium Vapor	WALL HPS 250W 12HR	1,332	$274.06	($29.45)	-10.7%	($34.10)	-12.4%
Sodium Vapor	WALL HPS 250W 24HR	2,663	$547.88	($58.88)	-10.7%	($68.17)	-12.4%
Metal Halide	LUM MH FLD 400W	1,883	$387.41	($41.63)	-10.7%	($48.20)	-12.4%
Light Emitting Diode (LED)	(LUM LED 25W)	104	$21.39	($2.30)	-10.8%	($2.66)	-12.4%
Light Emitting Diode (LED)	(LUM LED 75W)	313	$64.40	($6.92)	-10.7%	($8.01)	-12.4%
Light Emitting Diode (LED)	(LUM LED 125W)	522	$107.39	($11.54)	-10.7%	($13.36)	-12.4%
Light Emitting Diode (LED)	(LUM LED 175W)	731	$150.39	($16.16)	-10.7%	($18.71)	-12.4%
Light Emitting Diode (LED)	(LUM LED 225W)	939	$193.19	($20.76)	-10.7%	($24.04)	-12.4%
Light Emitting Diode (LED)	(LUM LED 275W)	1,148	$236.19	($25.38)	-10.7%	($29.39)	-12.4%

[1]Current Bill reflects current delivery rates and Basic Service Rate.

REDACTED DOCUMENT

Massachusetts Electric Company
Nantucket Electric Company
Illustrative Capacity Cost Recovery Factor (CCR) & Energy Savings Factor

Line No.	Levelized Costs (2019-2038) ($)	New England Levelized Costs ($) (a)		National Grid Levelized Costs ($)[3] (b)	National Grid Levelized Costs ($)[1] (c)	Annual kWh (d)	CCR Factor $/kWh (e)
1	NED [1] (Stand-Alone)	[redacted]		20.1%	[redacted]	20,861,679,060	[redacted]
2	Combined NED and ANE[2]	[redacted]		20.1%	[redacted]	20,861,679,060	[redacted]

	Levelized Winter Benefits (2019-2038) ($)	New England Levelized Benefits ($) (f)	Winter Month Benefit (g)	National Grid's Benefit Share (h)	National Grid Levelized Benefits ($) (i)	Winter kWh (j)	Energy Savings Factor $/kWh (k)
3	NED (Stand-Alone)	[redacted]	96.3%	18.0%	[redacted]	10,432,058,749	[redacted]
4	Combined NED and ANE		95.7%	18.0%	[redacted]	10,432,058,749	

	Levelized Net Benefits (2019-2038) ($)	New England Levelized Net Benefits($)	National Grid Levelized Net Benefits($)	Annual kWh	Net Benefit $/kWh (l)
5	NED (Stand-Alone)				($0.02507)
6	Combined NED and ANE				($0.02560)

[1] Kinder Morgan Northeast Energy Direct

[2] Spectra Access Northeast

[3] Includes Innovation Incentive of 2.75% of Total Costs.

(a) See Exhibit NG-JNC-3 Table 3
(b) Massachusetts Electric's and Nantucket Electric's share of total contract costs. Assumes Municipalities do not share in any of the projected costs.
(c) Column (a) * Column (b) *1.0275
(d) Estimate/Forecast
(e) Column (c) ÷ Column (d)
(f) See Exhibit NG-JNC-3 Table 3
(g) See Exhibit NG-JNC-3 Table 3
(h) Massachusetts Electric's and Nantucket Electric's estimated share of total benefits.
(i) Column (f) * Column (g) * Column (h)
(j) Estimate/Forecast
(k) Column (i) ÷ Column (j)
(l) Line 1 or 2 + Lines 3 or 4

Massachusetts Electric Company
Capacity Cost Recovery - Illustrative Typical Winter Levelized Bill Impacts
Rates R-1 and R-2 Basic Service Customers

Capacity Cost Recovery Factor (CCRF) Energy Savings Factor Net Impact		NED [redacted] ($0.02507)		ANE & NED [redacted] ($0.02560)	
Monthly kWh	Current Total Bill [1]	Increase (Decrease) Amount	%	Increase (Decrease) Amount	%
Rate R-1					
125	$30.42	($3.13)	-10.3%	($3.20)	-10.5%
250	$56.86	($6.27)	-11.0%	($6.40)	-11.3%
500	$109.70	($12.54)	-11.4%	($12.80)	-11.7%
600	$130.83	($15.04)	-11.5%	($15.36)	-11.7%
750	$163.55	($18.80)	-11.5%	($19.20)	-11.7%
1,000	$218.04	($25.07)	-11.5%	($25.60)	-11.7%
1,250	$272.55	($31.34)	-11.5%	($32.00)	-11.7%
1,500	$327.04	($37.61)	-11.5%	($38.40)	-11.7%
2,000	$436.05	($50.14)	-11.5%	($51.20)	-11.7%
Rate R-2					
50	$10.46	($0.94)	-9.0%	($1.28)	-12.2%
100	$17.91	($1.88)	-10.5%	($2.56)	-14.3%
150	$25.36	($2.82)	-11.1%	($3.84)	-15.1%
250	$40.26	($4.70)	-11.7%	($6.40)	-15.9%
300	$47.71	($5.64)	-11.8%	($7.68)	-16.1%
500	$77.52	($9.40)	-12.1%	($12.80)	-16.5%
600	$92.42	($11.28)	-12.2%	($15.36)	-16.6%
750	$115.52	($14.10)	-12.2%	($19.20)	-16.6%

[1]Current Bill reflects current delivery rates and Basic Service Rate.

Massachusetts Electric Company
Capacity Cost Recovery - Illustrative Typical Winter Levelized Bill Impacts
Rate R-4 Basic Service Customers

Capacity Cost Recovery Factor (CCRF) Energy Savings Factor Net Impact		NED [redacted] ($0.02507)		ANE & NED [redacted] ($0.02560)	
Monthly kWh	Current Total Bill [1]	Increase (Decrease) Amount	%	Increase (Decrease) Amount	%
On/Off Peak Split: 25/75					
1,000	$230.16	($25.07)	-10.9%	($25.60)	-11.1%
1,500	$334.80	($37.61)	-11.2%	($38.40)	-11.5%
2,000	$439.44	($50.14)	-11.4%	($51.20)	-11.7%
3,000	$648.73	($75.21)	-11.6%	($76.80)	-11.8%
4,000	$858.01	($100.28)	-11.7%	($102.40)	-11.9%
5,000	$1,067.30	($125.35)	-11.7%	($128.00)	-12.0%
8,000	$1,695.15	($200.56)	-11.8%	($204.80)	-12.1%
10,000	$2,113.72	($250.70)	-11.9%	($256.00)	-12.1%
On/Off Peak Split: 30/70					
1,000	$233.18	($25.07)	-10.8%	($25.60)	-11.0%
1,500	$339.35	($37.61)	-11.1%	($38.40)	-11.3%
2,000	$445.50	($50.14)	-11.3%	($51.20)	-11.5%
3,000	$657.82	($75.21)	-11.4%	($76.80)	-11.7%
4,000	$870.14	($100.28)	-11.5%	($102.40)	-11.8%
5,000	$1,082.45	($125.35)	-11.6%	($128.00)	-11.8%
8,000	$1,719.40	($200.56)	-11.7%	($204.80)	-11.9%
10,000	$2,144.03	($250.70)	-11.7%	($256.00)	-11.9%
On/Off Peak Split: 40/60					
1,000	$239.25	($25.07)	-10.5%	($25.60)	-10.7%
1,500	$348.44	($37.61)	-10.8%	($38.40)	-11.0%
2,000	$457.62	($50.14)	-11.0%	($51.20)	-11.2%
3,000	$676.01	($75.21)	-11.1%	($76.80)	-11.4%
4,000	$894.38	($100.28)	-11.2%	($102.40)	-11.4%
5,000	$1,112.76	($125.35)	-11.3%	($128.00)	-11.5%
8,000	$1,767.90	($200.56)	-11.3%	($204.80)	-11.6%
10,000	$2,204.65	($250.70)	-11.4%	($256.00)	-11.6%

[1]Current Bill reflects current delivery rates and Basic Service Rate.

Massachusetts Electric Company
Capacity Cost Recovery - Illustrative Typical Winter Levelized Bill Impacts
Rate G-1 Basic Service Customers

Capacity Cost Recovery Factor (CCRF) Energy Savings Factor Net Impact		NED [redacted] ($0.02507)		ANE & NED [redacted] ($0.02560)	
Monthly kWh	Current Total Bill [1]	Increase (Decrease) Amount	%	Increase (Decrease) Amount	%
50	$20.17	($1.25)	-6.2%	($1.28)	-6.3%
100	$30.34	($2.51)	-8.3%	($2.56)	-8.4%
250	$60.83	($6.27)	-10.3%	($6.40)	-10.5%
500	$111.66	($12.54)	-11.2%	($12.80)	-11.5%
1,500	$314.95	($37.61)	-11.9%	($38.40)	-12.2%
2,500	$527.10	($62.68)	-11.9%	($64.00)	-12.1%
5,000	$1,079.61	($125.35)	-11.6%	($128.00)	-11.9%
7,500	$1,632.15	($188.03)	-11.5%	($192.00)	-11.8%

[1]Current Bill reflects current delivery rates and Basic Service Rate.

Massachusetts Electric Company
Capacity Cost Recovery - Illustrative Typical Winter Levelized Bill Impacts
Rate G-2 Basic Service Customers - SEMA

Capacity Cost Recovery Factor (CCRF) Energy Savings Factor Net Impact			NED [redacted] ($0.02507)		ANE & NED [redacted] ($0.02560)	
Monthly kW	Monthly kWh	Current Total Bill [1]	Increase (Decrease) Amount	%	Increase (Decrease) Amount	%
200	Hours Use					
15	3,000	$597.48	($75.21)	-12.6%	($76.80)	-12.9%
20	4,000	$791.12	($100.28)	-12.7%	($102.40)	-12.9%
40	8,000	$1,565.68	($200.56)	-12.8%	($204.80)	-13.1%
75	15,000	$2,921.16	($376.05)	-12.9%	($384.00)	-13.1%
150	30,000	$5,825.76	($752.10)	-12.9%	($768.00)	-13.2%
250	Hours Use					
15	3,750	$720.22	($94.01)	-13.1%	($96.00)	-13.3%
20	5,000	$954.76	($125.35)	-13.1%	($128.00)	-13.4%
40	10,000	$1,892.96	($250.70)	-13.2%	($256.00)	-13.5%
75	18,750	$3,534.82	($470.06)	-13.3%	($480.00)	-13.6%
150	37,500	$7,053.07	($940.13)	-13.3%	($960.00)	-13.6%
300	Hours Use					
15	4,500	$842.95	($112.82)	-13.4%	($115.20)	-13.7%
20	6,000	$1,118.40	($150.42)	-13.4%	($153.60)	-13.7%
40	12,000	$2,220.24	($300.84)	-13.5%	($307.20)	-13.8%
75	22,500	$4,148.47	($564.08)	-13.6%	($576.00)	-13.9%
150	45,000	$8,280.36	($1,128.15)	-13.6%	($1,152.00)	-13.9%
350	Hours Use					
15	5,250	$965.68	($131.62)	-13.6%	($134.40)	-13.9%
20	7,000	$1,282.04	($175.49)	-13.7%	($179.20)	-14.0%
40	14,000	$2,547.52	($350.98)	-13.8%	($358.40)	-14.1%
75	26,250	$4,762.12	($658.09)	-13.8%	($672.00)	-14.1%
150	52,500	$9,507.67	($1,316.18)	-13.8%	($1,344.00)	-14.1%
400	Hours Use					
15	6,000	$1,088.40	($150.42)	-13.8%	($153.60)	-14.1%
20	8,000	$1,445.68	($200.56)	-13.9%	($204.80)	-14.2%
40	16,000	$2,874.80	($401.12)	-14.0%	($409.60)	-14.2%
75	30,000	$5,375.76	($752.10)	-14.0%	($768.00)	-14.3%
150	60,000	$10,734.96	($1,504.20)	-14.0%	($1,536.00)	-14.3%
450	Hours Use					
15	6,750	$1,211.14	($169.22)	-14.0%	($172.80)	-14.3%
20	9,000	$1,609.32	($225.63)	-14.0%	($230.40)	-14.3%
40	18,000	$3,202.08	($451.26)	-14.1%	($460.80)	-14.4%
75	33,750	$5,989.42	($846.11)	-14.1%	($864.00)	-14.4%
150	67,500	$11,962.27	($1,692.23)	-14.1%	($1,728.00)	-14.4%

[1]Current Bill reflects current delivery rates and Basic Service Rate.

Massachusetts Electric Company
Capacity Cost Recovery - Illustrative Typical Winter Levelized Bill Impacts
Rate G-2 Basic Service Customers - WCMA

Capacity Cost Recovery Factor (CCRF) Energy Savings Factor Net Impact			NED [redacted] ($0.02507)		ANE & NED [redacted] ($0.02560)	
Monthly kW	Monthly kWh	Current Total Bill [1]	Increase (Decrease) Amount	%	Increase (Decrease) Amount	%
200	Hours Use					
15	3,000	$589.05	($75.21)	-12.8%	($76.80)	-13.0%
20	4,000	$779.88	($100.28)	-12.9%	($102.40)	-13.1%
40	8,000	$1,543.20	($200.56)	-13.0%	($204.80)	-13.3%
75	15,000	$2,879.01	($376.05)	-13.1%	($384.00)	-13.3%
150	30,000	$5,741.46	($752.10)	-13.1%	($768.00)	-13.4%
250	Hours Use					
15	3,750	$709.69	($94.01)	-13.2%	($96.00)	-13.5%
20	5,000	$940.71	($125.35)	-13.3%	($128.00)	-13.6%
40	10,000	$1,864.86	($250.70)	-13.4%	($256.00)	-13.7%
75	18,750	$3,482.14	($470.06)	-13.5%	($480.00)	-13.8%
150	37,500	$6,947.69	($940.13)	-13.5%	($960.00)	-13.8%
300	Hours Use					
15	4,500	$830.30	($112.82)	-13.6%	($115.20)	-13.9%
20	6,000	$1,101.54	($150.42)	-13.7%	($153.60)	-13.9%
40	12,000	$2,186.52	($300.84)	-13.8%	($307.20)	-14.0%
75	22,500	$4,085.24	($564.08)	-13.8%	($576.00)	-14.1%
150	45,000	$8,153.91	($1,128.15)	-13.8%	($1,152.00)	-14.1%
350	Hours Use					
15	5,250	$950.93	($131.62)	-13.8%	($134.40)	-14.1%
20	7,000	$1,262.37	($175.49)	-13.9%	($179.20)	-14.2%
40	14,000	$2,508.18	($350.98)	-14.0%	($358.40)	-14.3%
75	26,250	$4,688.36	($658.09)	-14.0%	($672.00)	-14.3%
150	52,500	$9,360.14	($1,316.18)	-14.1%	($1,344.00)	-14.4%
400	Hours Use					
15	6,000	$1,071.54	($150.42)	-14.0%	($153.60)	-14.3%
20	8,000	$1,423.20	($200.56)	-14.1%	($204.80)	-14.4%
40	16,000	$2,829.84	($401.12)	-14.2%	($409.60)	-14.5%
75	30,000	$5,291.46	($752.10)	-14.2%	($768.00)	-14.5%
150	60,000	$10,566.36	($1,504.20)	-14.2%	($1,536.00)	-14.5%
450	Hours Use					
15	6,750	$1,192.18	($169.22)	-14.2%	($172.80)	-14.5%
20	9,000	$1,584.03	($225.63)	-14.2%	($230.40)	-14.5%
40	18,000	$3,151.50	($451.26)	-14.3%	($460.80)	-14.6%
75	33,750	$5,894.59	($846.11)	-14.4%	($864.00)	-14.7%
150	67,500	$11,772.59	($1,692.23)	-14.4%	($1,728.00)	-14.7%

[1]Current Bill reflects current delivery rates and Basic Service Rate.

Massachusetts Electric Company
Capacity Cost Recovery - Illustrative Typical Winter Levelized Bill Impacts
Rate G-2 Basic Service Customers - NEMA

Capacity Cost Recovery Factor (CCRF) Energy Savings Factor Net Impact			NED [redacted] ($0.02507)		ANE & NED [redacted] ($0.02560)	
Monthly kW	Monthly kWh	Current Total Bill [1]	Increase (Decrease) Amount	%	Increase (Decrease) Amount	%
200	Hours Use					
15	3,000	$596.34	($75.21)	-12.6%	($76.80)	-12.9%
20	4,000	$789.60	($100.28)	-12.7%	($102.40)	-13.0%
40	8,000	$1,562.64	($200.56)	-12.8%	($204.80)	-13.1%
75	15,000	$2,915.46	($376.05)	-12.9%	($384.00)	-13.2%
150	30,000	$5,814.36	($752.10)	-12.9%	($768.00)	-13.2%
250	Hours Use					
15	3,750	$718.80	($94.01)	-13.1%	($96.00)	-13.4%
20	5,000	$952.86	($125.35)	-13.2%	($128.00)	-13.4%
40	10,000	$1,889.16	($250.70)	-13.3%	($256.00)	-13.6%
75	18,750	$3,527.70	($470.06)	-13.3%	($480.00)	-13.6%
150	37,500	$7,038.82	($940.13)	-13.4%	($960.00)	-13.6%
300	Hours Use					
15	4,500	$841.24	($112.82)	-13.4%	($115.20)	-13.7%
20	6,000	$1,116.12	($150.42)	-13.5%	($153.60)	-13.8%
40	12,000	$2,215.68	($300.84)	-13.6%	($307.20)	-13.9%
75	22,500	$4,139.92	($564.08)	-13.6%	($576.00)	-13.9%
150	45,000	$8,263.26	($1,128.15)	-13.7%	($1,152.00)	-13.9%
350	Hours Use					
15	5,250	$963.68	($131.62)	-13.7%	($134.40)	-13.9%
20	7,000	$1,279.38	($175.49)	-13.7%	($179.20)	-14.0%
40	14,000	$2,542.20	($350.98)	-13.8%	($358.40)	-14.1%
75	26,250	$4,752.14	($658.09)	-13.8%	($672.00)	-14.1%
150	52,500	$9,487.72	($1,316.18)	-13.9%	($1,344.00)	-14.2%
400	Hours Use					
15	6,000	$1,086.12	($150.42)	-13.8%	($153.60)	-14.1%
20	8,000	$1,442.64	($200.56)	-13.9%	($204.80)	-14.2%
40	16,000	$2,868.72	($401.12)	-14.0%	($409.60)	-14.3%
75	30,000	$5,364.36	($752.10)	-14.0%	($768.00)	-14.3%
150	60,000	$10,712.16	($1,504.20)	-14.0%	($1,536.00)	-14.3%
450	Hours Use					
15	6,750	$1,208.58	($169.22)	-14.0%	($172.80)	-14.3%
20	9,000	$1,605.90	($225.63)	-14.1%	($230.40)	-14.3%
40	18,000	$3,195.24	($451.26)	-14.1%	($460.80)	-14.4%
75	33,750	$5,976.60	($846.11)	-14.2%	($864.00)	-14.5%
150	67,500	$11,936.62	($1,692.23)	-14.2%	($1,728.00)	-14.5%

[1]Current Bill reflects current delivery rates and Basic Service Rate.

Massachusetts Electric Company
Capacity Cost Recovery - Illustrative Typical Winter Levelized Bill Impacts
Rate G-3 Basic Service Customers - SEMA

Capacity Cost Recovery Factor (CCRF) Energy Savings Factor Net Impact			NED [redacted] ($0.02507)		ANE & NED [redacted] ($0.02560)	
Monthly kW	Monthly kWh	Current Total Bill [1]	Increase (Decrease) Amount	%	Increase (Decrease) Amount	%
On/Off Peak Split: 55/45						
250	Hours Use					
600	150,000	$26,976.73	($3,760.50)	-13.9%	($3,840.00)	-14.2%
800	200,000	$35,902.30	($5,014.00)	-14.0%	($5,120.00)	-14.3%
1,000	250,000	$44,827.88	($6,267.50)	-14.0%	($6,400.00)	-14.3%
1,500	375,000	$67,141.82	($9,401.25)	-14.0%	($9,600.00)	-14.3%
3,000	750,000	$134,083.63	($18,802.50)	-14.0%	($19,200.00)	-14.3%
On/Off Peak Split: 50/50						
300	Hours Use					
600	180,000	$31,793.90	($4,512.60)	-14.2%	($4,608.00)	-14.5%
800	240,000	$42,325.20	($6,016.80)	-14.2%	($6,144.00)	-14.5%
1,000	300,000	$52,856.50	($7,521.00)	-14.2%	($7,680.00)	-14.5%
1,500	450,000	$79,184.75	($11,281.50)	-14.2%	($11,520.00)	-14.5%
3,000	900,000	$158,169.50	($22,563.00)	-14.3%	($23,040.00)	-14.6%
On/Off Peak Split: 50/50						
350	Hours Use					
600	210,000	$36,667.55	($5,264.70)	-14.4%	($5,376.00)	-14.7%
800	280,000	$48,823.40	($7,019.60)	-14.4%	($7,168.00)	-14.7%
1,000	350,000	$60,979.25	($8,774.50)	-14.4%	($8,960.00)	-14.7%
1,500	525,000	$91,368.88	($13,161.75)	-14.4%	($13,440.00)	-14.7%
3,000	1,050,000	$182,537.75	($26,323.50)	-14.4%	($26,880.00)	-14.7%
On/Off Peak Split: 45/55						
400	Hours Use					
600	240,000	$41,450.84	($6,016.80)	-14.5%	($6,144.00)	-14.8%
800	320,000	$55,201.12	($8,022.40)	-14.5%	($8,192.00)	-14.8%
1,000	400,000	$68,951.40	($10,028.00)	-14.5%	($10,240.00)	-14.9%
1,500	600,000	$103,327.10	($15,042.00)	-14.6%	($15,360.00)	-14.9%
3,000	1,200,000	$206,454.20	($30,084.00)	-14.6%	($30,720.00)	-14.9%
On/Off Peak Split: 45/55						
450	Hours Use					
600	270,000	$46,313.20	($6,768.90)	-14.6%	($6,912.00)	-14.9%
800	360,000	$61,684.26	($9,025.20)	-14.6%	($9,216.00)	-14.9%
1,000	450,000	$77,055.33	($11,281.50)	-14.6%	($11,520.00)	-15.0%
1,500	675,000	$115,482.99	($16,922.25)	-14.7%	($17,280.00)	-15.0%
3,000	1,350,000	$230,765.98	($33,844.50)	-14.7%	($34,560.00)	-15.0%
On/Off Peak Split: 45/55						
500	Hours Use					
600	300,000	$51,175.55	($7,521.00)	-14.7%	($7,680.00)	-15.0%
800	400,000	$68,167.40	($10,028.00)	-14.7%	($10,240.00)	-15.0%
1,000	500,000	$85,159.25	($12,535.00)	-14.7%	($12,800.00)	-15.0%
1,500	750,000	$127,638.88	($18,802.50)	-14.7%	($19,200.00)	-15.0%
3,000	1,500,000	$255,077.75	($37,605.00)	-14.7%	($38,400.00)	-15.1%

[1]Current Bill reflects current delivery rates and Basic Service Rate

Massachusetts Electric Company
Capacity Cost Recovery - Illustrative Typical Winter Levelized Bill Impacts
Rate G-3 Basic Service Customers - WCMA

Capacity Cost Recovery Factor (CCRF) Energy Savings Factor Net Impact			NED [redacted] ($0.02507)		ANE & NED [redacted] ($0.02560)	
Monthly kW	Monthly kWh	Current Total Bill [1]	Increase (Decrease) Amount	%	Increase (Decrease) Amount	%
On/Off Peak Split: 55/45						
250	Hours Use					
600	150,000	$26,555.23	($3,760.50)	-14.2%	($3,840.00)	-14.5%
800	200,000	$35,340.30	($5,014.00)	-14.2%	($5,120.00)	-14.5%
1,000	250,000	$44,125.38	($6,267.50)	-14.2%	($6,400.00)	-14.5%
1,500	375,000	$66,088.07	($9,401.25)	-14.2%	($9,600.00)	-14.5%
3,000	750,000	$131,976.13	($18,802.50)	-14.2%	($19,200.00)	-14.5%
On/Off Peak Split: 50/50						
300	Hours Use					
600	180,000	$31,288.10	($4,512.60)	-14.4%	($4,608.00)	-14.7%
800	240,000	$41,650.80	($6,016.80)	-14.4%	($6,144.00)	-14.8%
1,000	300,000	$52,013.50	($7,521.00)	-14.5%	($7,680.00)	-14.8%
1,500	450,000	$77,920.25	($11,281.50)	-14.5%	($11,520.00)	-14.8%
3,000	900,000	$155,640.50	($22,563.00)	-14.5%	($23,040.00)	-14.8%
On/Off Peak Split: 50/50						
350	Hours Use					
600	210,000	$36,077.45	($5,264.70)	-14.6%	($5,376.00)	-14.9%
800	280,000	$48,036.60	($7,019.60)	-14.6%	($7,168.00)	-14.9%
1,000	350,000	$59,995.75	($8,774.50)	-14.6%	($8,960.00)	-14.9%
1,500	525,000	$89,893.63	($13,161.75)	-14.6%	($13,440.00)	-15.0%
3,000	1,050,000	$179,587.25	($26,323.50)	-14.7%	($26,880.00)	-15.0%
On/Off Peak Split: 45/55						
400	Hours Use					
600	240,000	$40,776.44	($6,016.80)	-14.8%	($6,144.00)	-15.1%
800	320,000	$54,301.92	($8,022.40)	-14.8%	($8,192.00)	-15.1%
1,000	400,000	$67,827.40	($10,028.00)	-14.8%	($10,240.00)	-15.1%
1,500	600,000	$101,641.10	($15,042.00)	-14.8%	($15,360.00)	-15.1%
3,000	1,200,000	$203,082.20	($30,084.00)	-14.8%	($30,720.00)	-15.1%
On/Off Peak Split: 45/55						
450	Hours Use					
600	270,000	$45,554.50	($6,768.90)	-14.9%	($6,912.00)	-15.2%
800	360,000	$60,672.66	($9,025.20)	-14.9%	($9,216.00)	-15.2%
1,000	450,000	$75,790.83	($11,281.50)	-14.9%	($11,520.00)	-15.2%
1,500	675,000	$113,586.24	($16,922.25)	-14.9%	($17,280.00)	-15.2%
3,000	1,350,000	$226,972.48	($33,844.50)	-14.9%	($34,560.00)	-15.2%
On/Off Peak Split: 45/55						
500	Hours Use					
600	300,000	$50,332.55	($7,521.00)	-14.9%	($7,680.00)	-15.3%
800	400,000	$67,043.40	($10,028.00)	-15.0%	($10,240.00)	-15.3%
1,000	500,000	$83,754.25	($12,535.00)	-15.0%	($12,800.00)	-15.3%
1,500	750,000	$125,531.38	($18,802.50)	-15.0%	($19,200.00)	-15.3%
3,000	1,500,000	$250,862.75	($37,605.00)	-15.0%	($38,400.00)	-15.3%

[1]Current Bill reflects current delivery rates and Basic Service Rate

Massachusetts Electric Company
Capacity Cost Recovery - Illustrative Typical Winter Levelized Bill Impacts
Rate G-3 Basic Service Customers - NEMA

Capacity Cost Recovery Factor (CCRF) Energy Savings Factor Net Impact			NED [redacted] ($0.02507)		ANE & NED [redacted] ($0.02560)	
Monthly kW	Monthly kWh	Current Total Bill [1]	Increase (Decrease) Amount	%	Increase (Decrease) Amount	%
On/Off Peak Split: 55/45						
250	Hours Use					
600	150,000	$26,919.73	($3,760.50)	-14.0%	($3,840.00)	-14.3%
800	200,000	$35,826.30	($5,014.00)	-14.0%	($5,120.00)	-14.3%
1,000	250,000	$44,732.88	($6,267.50)	-14.0%	($6,400.00)	-14.3%
1,500	375,000	$66,999.32	($9,401.25)	-14.0%	($9,600.00)	-14.3%
3,000	750,000	$133,798.63	($18,802.50)	-14.1%	($19,200.00)	-14.3%
On/Off Peak Split: 50/50						
300	Hours Use					
600	180,000	$31,725.50	($4,512.60)	-14.2%	($4,608.00)	-14.5%
800	240,000	$42,234.00	($6,016.80)	-14.2%	($6,144.00)	-14.5%
1,000	300,000	$52,742.50	($7,521.00)	-14.3%	($7,680.00)	-14.6%
1,500	450,000	$79,013.75	($11,281.50)	-14.3%	($11,520.00)	-14.6%
3,000	900,000	$157,827.50	($22,563.00)	-14.3%	($23,040.00)	-14.6%
On/Off Peak Split: 50/50						
350	Hours Use					
600	210,000	$36,587.75	($5,264.70)	-14.4%	($5,376.00)	-14.7%
800	280,000	$48,717.00	($7,019.60)	-14.4%	($7,168.00)	-14.7%
1,000	350,000	$60,846.25	($8,774.50)	-14.4%	($8,960.00)	-14.7%
1,500	525,000	$91,169.38	($13,161.75)	-14.4%	($13,440.00)	-14.7%
3,000	1,050,000	$182,138.75	($26,323.50)	-14.5%	($26,880.00)	-14.8%
On/Off Peak Split: 45/55						
400	Hours Use					
600	240,000	$41,359.64	($6,016.80)	-14.5%	($6,144.00)	-14.9%
800	320,000	$55,079.52	($8,022.40)	-14.6%	($8,192.00)	-14.9%
1,000	400,000	$68,799.40	($10,028.00)	-14.6%	($10,240.00)	-14.9%
1,500	600,000	$103,099.10	($15,042.00)	-14.6%	($15,360.00)	-14.9%
3,000	1,200,000	$205,998.20	($30,084.00)	-14.6%	($30,720.00)	-14.9%
On/Off Peak Split: 45/55						
450	Hours Use					
600	270,000	$46,210.60	($6,768.90)	-14.6%	($6,912.00)	-15.0%
800	360,000	$61,547.46	($9,025.20)	-14.7%	($9,216.00)	-15.0%
1,000	450,000	$76,884.33	($11,281.50)	-14.7%	($11,520.00)	-15.0%
1,500	675,000	$115,226.49	($16,922.25)	-14.7%	($17,280.00)	-15.0%
3,000	1,350,000	$230,252.98	($33,844.50)	-14.7%	($34,560.00)	-15.0%
On/Off Peak Split: 45/55						
500	Hours Use					
600	300,000	$51,061.55	($7,521.00)	-14.7%	($7,680.00)	-15.0%
800	400,000	$68,015.40	($10,028.00)	-14.7%	($10,240.00)	-15.1%
1,000	500,000	$84,969.25	($12,535.00)	-14.8%	($12,800.00)	-15.1%
1,500	750,000	$127,353.88	($18,802.50)	-14.8%	($19,200.00)	-15.1%
3,000	1,500,000	$254,507.75	($37,605.00)	-14.8%	($38,400.00)	-15.1%

[1]Current Bill reflects current delivery rates and Basic Service Rate

Massachusetts Electric Company
Capacity Cost Recovery - Illustrative Typical Winter Levelized Bill Impacts
Rate S-5 Basic Service Customers

Capacity Cost Recovery Factor (CCRF) Energy Savings Factor Net Impact				NED [redacted] ($0.02507)		ANE & NED [redacted] ($0.02560)	
Luminaire Type	Description	Annual kWh	Current Total Bill [1]	Increase (Decrease) Amount	%	Increase (Decrease) Amount	%
Incandescent	LUM INC RWY 105W	438	$90.12	($10.98)	-12.2%	($11.21)	-12.4%
Incandescent	LUM INC RWY 205W	856	$176.12	($21.46)	-12.2%	($21.91)	-12.4%
Mercury Vapor	LUM MV POST 100W	543	$111.72	($13.61)	-12.2%	($13.90)	-12.4%
Mercury Vapor	LUM MV POST 175W	881	$181.26	($22.09)	-12.2%	($22.55)	-12.4%
Mercury Vapor	LUM MV RWY 100W	543	$111.72	($13.61)	-12.2%	($13.90)	-12.4%
Mercury Vapor	LUM MV RWY 175W	881	$181.26	($22.09)	-12.2%	($22.55)	-12.4%
Mercury Vapor	LUM MV RWY 400W	1,991	$409.63	($49.91)	-12.2%	($50.97)	-12.4%
Mercury Vapor	LUM MV RWY 1000W	4,572	$940.66	($114.62)	-12.2%	($117.04)	-12.4%
Mercury Vapor	LUM MV RWY 250W	1,282	$263.75	($32.14)	-12.2%	($32.82)	-12.4%
Mercury Vapor	LUM MV FLD 400W	1,991	$409.63	($49.91)	-12.2%	($50.97)	-12.4%
Mercury Vapor	LUM MV FLD 1000W	4,572	$940.66	($114.62)	-12.2%	($117.04)	-12.4%
Sodium Vapor	LUM HPS POST 50W	255	$52.47	($6.39)	-12.2%	($6.53)	-12.4%
Sodium Vapor	LUM HPS POST 100W	359	$73.85	($9.00)	-12.2%	($9.19)	-12.4%
Sodium Vapor	LUM HPS RWY 50W	255	$52.47	($6.39)	-12.2%	($6.53)	-12.4%
Sodium Vapor	LUM HPS RWY 70W	359	$73.85	($9.00)	-12.2%	($9.19)	-12.4%
Sodium Vapor	LUM HPS RWY 100W	493	$101.43	($12.36)	-12.2%	($12.62)	-12.4%
Sodium Vapor	LUM HPS RWY 150W	722	$148.55	($18.10)	-12.2%	($18.48)	-12.4%
Sodium Vapor	LUM HPS RWY 250W	1,269	$261.09	($31.81)	-12.2%	($32.49)	-12.4%
Sodium Vapor	LUM HPS RWY 400W	1,962	$403.65	($49.19)	-12.2%	($50.23)	-12.4%
Sodium Vapor	LUM HPS RWY 1000W	4,618	$950.12	($115.77)	-12.2%	($118.22)	-12.4%
Sodium Vapor	LUM HPS FLD 250W	1,269	$261.09	($31.81)	-12.2%	($32.49)	-12.4%
Sodium Vapor	LUM HPS FLD 400W	1,962	$403.65	($49.19)	-12.2%	($50.23)	-12.4%
Sodium Vapor	WALL HPS 250W 12HR	1,332	$274.06	($33.39)	-12.2%	($34.10)	-12.4%
Sodium Vapor	WALL HPS 250W 24HR	2,663	$547.88	($66.76)	-12.2%	($68.17)	-12.4%
Metal Halide	LUM MH FLD 400W	1,883	$387.41	($47.21)	-12.2%	($48.20)	-12.4%
Light Emitting Diode (LED)	(LUM LED 25W)	104	$21.39	($2.61)	-12.2%	($2.66)	-12.4%
Light Emitting Diode (LED)	(LUM LED 75W)	313	$64.40	($7.85)	-12.2%	($8.01)	-12.4%
Light Emitting Diode (LED)	(LUM LED 125W)	522	$107.39	($13.09)	-12.2%	($13.36)	-12.4%
Light Emitting Diode (LED)	(LUM LED 175W)	731	$150.39	($18.33)	-12.2%	($18.71)	-12.4%
Light Emitting Diode (LED)	(LUM LED 225W)	939	$193.19	($23.54)	-12.2%	($24.04)	-12.4%
Light Emitting Diode (LED)	(LUM LED 275W)	1,148	$236.19	($28.78)	-12.2%	($29.39)	-12.4%

[1]Current Bill reflects current delivery rates and Basic Service Rate.

Information Request NEER-1-18

Request:

Refer to NG-JNC-3 at 25. State the basis for the assumption that Massachusetts's share of the long-term economic benefits of the pipeline projects would be 46.1% and include in your response all data, analyses, calculations and associated workpapers that support this assumption.

Response:

The Company calculated the share of benefits for Massachusetts as a whole and for the Company's customers in Massachusetts based on New England electricity load share. Under this approach, the Company assumed that electricity market benefits from the pipeline projects will accrue to EDC customers or states in proportion to their share of total New England electric load. The Company assumed that investor-owned electric distribution companies' ("EDCs") customers would pay the costs of the pipeline projects. The Company calculated the share of pipeline costs allocated to Massachusetts as a whole and to the Company's customers in Massachusetts based on their respective share of total New England load attributed to investor-owned EDCs. The Company provided the benefit and cost allocation assumptions to Black & Veatch Corporation for use in Exh. NG-JNC-3.

The Company derived New England load shares for investor-owned EDCs, including Massachusetts Electric Company and Nantucket Electric Company, by determining the respective shares of the 2014 Annual Average of the Monthly Network Load Peak Value in kW reported by ISO-NE. This information is filed annually with FERC as part of the Participating Transmission Owner Administrative Committee Annual Informational Filing ("PTO AC Annual Informational Filing").

Attachment NEER-1-18(a) provides the data and calculations that support the assumed allocations of costs and benefits.

Prepared by or under the supervision of: Timothy J. Brennan

Information Request NEER-1-19

Request:

Refer to NG-JNC-3 at 25. State the basis for the assumption that Massachusetts's share of the annual costs of the pipeline projects would be 43.5% and include in your response all data, analyses, calculations and associated workpapers that support this assumption.

Response:

See Attachment NEER-1-18.

Information Request NEER-1-20

Request:

Refer to NG-JNC-3 at 25. State the basis for the assumption that National Grid customers would receive 39% of the total benefits to Massachusetts customers and include in your response all data, analyses, calculations and associated workpapers that support this assumption.

Response:

See Attachment NEER-1-18.

Information Request NEER-1-21

Request:

Refer to NG-JNC-3 at 25. State the basis for the assumption that National Grid customers' share of Massachusetts's annual costs would be 46.3% and include in your response all data, analyses, calculations and associated workpapers that support this assumption.

Response:

See Attachment NEER-1-18.

Information Request NEER-1-22

Request:

Refer to NG-JNC-3 at 26-27. Table 6 on page 26 of the B&V Report shows an Illustrative Comparison of Risk Adjusted NPV Calculation and Figure 14 is an Example of Risk Adjusted NPV Calculation for Two Projects with Joint Probabilities. Please provide all underlying data used to construct Table 6 and Figure 14, including all workpapers and calculations in fully functional Excel format.

Response:

Black & Veatch used a risk-adjusted expected value approach to incorporate the range of probabilities of success of each project, should EDC capacity commitments be made to each individual project and then to both projects. In Table 6, the risk adjusted net present value is calculated as the weighted average of the conditional NPV multiplied by the respective probabilities of success. In this illustrative example, Black & Veatch assumed that the NED Only scenario had a 50% success rate and the ANE Only scenario had an 80% success rate. The conditional NPV of net benefits are from Table 3 of the Black & Veatch Report (Exh. NG-JNC-3). Figure 14 is an illustrative example of risk adjusted NPV calculation for two projects with joint probabilities.

Please see Attachment NEER-1-22 for the underlying data.

Information Request NEER-1-23

Request:

Refer to NG-TJB/JEA-1 at 12.[1] Please provide all underlying data used to construct the chart titled "Winter 2014-15 Natural Gas Spot Market Prices at Selected U.S. Hubs," including all workpapers and calculations in fully functional Excel format.

[1]Page number references for exhibit NG-TJB/JEA-1 refer to the testimony submitted by Mr. Brennan and Mr. Allocca in D.P.U. 16-07. All cited testimony appears in the exhibit NG-TJB/JEA-1 in both D.P.U. 16-05 and D.P.U. 16-07 unless otherwise noted.

Response:

Please refer to Attachment NEER-1-23 for the requested information.

Prepared by or under the supervision of: Timothy Brennan

Information Request NEER-1-24

Request:

Refer to NG-TJB/JEA-1 at 13. Please provide all underlying data used to construct the chart titled, "Winter 2014/2015 Electric Energy Prices Continued to Reflect Significantly Higher Spot Prices for Natural Gas Delivered to New England," including all workpapers and calculations in fully functional Excel format.

Response:

Please refer to Attachment NEER-1-24(a) for the information requested.

Information Request NEER-1-25

Request:

Refer NG-TJB/JEA-1 at 14. At 14: 9-13, Mr. Brennan and Mr. Allocca state, "the significantly higher prices paid for the natural gas used to fuel much of the region's power generation fleet were the primary drivers of New England wholesale electricity cost increases of $1.7 billion in the winter of 2012/2013, $3.8 billion in the winter of 2013/2014, and $1.6 billion in the winter of 2014/2015, all compared to the winter of 2011/2012 when the region had not yet been exposed to the now persistent and significant pipeline constraints-driven natural gas price basis differentials ..."

(a) State the basis for these statements and provide all data and inputs, in native file format, and show all calculations used to determine the "wholesale electricity cost increases" in the winters of 2012/2013, 2013/2014, and 2014/2015.

(b) Please provide the same data and inputs, in native file format, for 2015/2016 period.

(c) Please identify the factors that were absent in the winter of 2011/2012 and present in the winters of 2012/2013 — 2014/2015 that caused the "now persistent and significant pipeline constraints-driven natural gas price basis differentials."

(d) Please define "persistent" as used in the phrase "persistent and significant pipeline constraints-driven."

(e) Please define "significant" as used in the phrase "persistent and significant pipeline constraints-driven."

Response:

(a) Please first refer to the tables presented within NG-TJB/JEA-1, at 14-15 for information providing the basis for the referenced statement.

The table at page 14 provides information on the number of days in each of the referenced winters when Algonquin City Gate versus Henry Hub basis differential for spot gas prices exceeded various levels. Please refer to Attachment NEER-1-25(a) for the underlying gas price data and inputs for that table.

The table at page 15 provides the average gas price at the Algonquin City Gate and total cost of the ISO-NE electric energy market for each of the referenced winters. Please refer to Attachment NEER-1-25(a) for the underlying data supporting the average gas prices presented in this table. For the ISO-NE energy market costs provided in this table, please refer to Attachment NEER-1-25(b), at slide 23, and Attachment NEER-1-25(c), at slide 43.

The calculations used to determine the "wholesale electricity cost increases of $1.7 billion in the winter of 2012/2013, $3.8 billion in the winter of 2013/2014, and $1.6 billion in the winter of 2014/2015, all compared to the winter of 2011/2012" are as follows:

> Total Cost of ISO-NE Electric Energy Market for Winter 2012/13 of $2.9 billion (see Exh. NG-TJB/JEA-1, at 15) minus Total Cost of ISO-NE Electric Energy Market for Winter 2011/12 of $1.2 billion (id.) equals the $1.7 billion increase.
>
> Total Cost of ISO-NE Electric Energy Market for Winter 2013/14 of $5.0 billion (seeExh. NG-TJB/JEA-1, at 15) minus Total Cost of ISO-NE Electric Energy Market for Winter 2011/12 of $1.2 billion (id.) equals the $3.8 billion increase.
>
> Total Cost of ISO-NE Electric Energy Market for Winter 2014/15 of $2.8 billion (see Exh. NG-TJB/JEA-1, at 15) minus Total Cost of ISO-NE Electric Energy Market for Winter 2011/12 of $1.2 billion (id.) equals the $1.6 billion increase.

(b) National Grid has not yet seen a presentation from ISO-NE of the total cost of ISO-NE electric energy market for the winter of 2015/16.

(c) The factors that were absent in the winter of 2011/2012 and present in the winters of 2012/2013 - 2014/2015 have been identified and described by ISO-NE as follows:

"From 2008 through 2012, the price of natural gas declined significantly in New England with increasing production from the Marcellus Shale and moderate winter weather that resulted in minimal natural gas pipeline constraints. Wholesale electricity prices declined concurrently. In 2012, natural gas prices reached a 10-year low, and the total value of the wholesale energy marketplace was the lowest since the introduction of the current markets in 2003.

But in the winter of 2012/2013, this began to change. As pipelines into the region ran at full capacity to meet growing heating needs, New England experienced some of the highest natural gas prices in the country. In 2013, the region spent 54% more in the energy markets …, mirroring higher natural gas prices. Higher demand for natural gas in the region, combined with pipeline constraints and the increased global price for liquefied natural gas, drove up the price of fuel. February 2015—one of the coldest months recorded in New England—had the third-highest

monthly average wholesale electricity prices since 2003. However, by June 2015, the average monthly wholesale power price had dropped to a record low, due to mild weather, low demand, and the lowest average natural gas price since 2003. That combination of factors continued in varying degrees for 2015, ultimately leading to a significant drop in the energy market value for the year. The wide swing in prices over just five months, however—going from the third-highest in February to the lowest in June—underscores the continuing risk of price volatility attributable to regional pipeline infrastructure constraints."
(http://iso-ne.com/about/key-stats/markets)

(d) As used in the referenced phrase, "persistent" could be defined as meaning "continuing to occur or exist beyond the usual, expected, or normal time," consistent with definitions provided at the following links: http://www.merriam-webster.com/dictionary/persist and http://www.merriam-webster.com/dictionary/persistent

(e) As used in the referenced phrase, "significant" could be defined as meaning "of a noticeably or measurably large amount," consistent with the definition provided at the following link: http://www.merriam-webster.com/dictionary/significant

JANUARY 26, 2016



State of the Grid: 2016

ISO on Background

Gordon van Welie

PRESIDENT & CEO, ISO NEW ENGLAND INC.

About the *ISO on Background* Series

- Informal opportunity for media to learn more about trends affecting New England's electricity industry
- Hosted by ISO New England senior management
- **Content is on the record**
- Please hold questions until the Q&A session at the end of the presentation
- Presentation and remarks will be posted at www.iso-ne.com>About Us>News and Media>Press Releases

Agenda

- 10:30 -10:40 a.m. **Welcome and Introductions**
  Ellen Foley, director, Corporate Communications
- 10:40 a.m. -11:30 a.m. **State of the Grid: 2016**
  Gordon van Welie, president and CEO
- 11:30 a.m. – 12:00 p.m. **Question-and-Answer Session**

Overview of Presentation

- About ISO New England
- State of the Grid
  - Setting the Stage
  - 2015 Highlights
  - Preparing for the Hybrid Grid
  - Conclusions
- Questions and Answers



ABOUT ISO NEW ENGLAND

Two Decades of Experience Overseeing the Region's Restructured Electric Power System

- **ISO New England's three core responsibilities** include:
  - Operating the regional power system
  - Administering the region's competitive wholesale electricity markets
  - Planning for the regional power system
- **Regulated** by the Federal Energy Regulatory Commission (FERC)
- **Independent** of companies in the marketplace
- **ISO-NE does not**:
  - Buy or sell power
  - Own generation or transmission equipment
  - Have any involvement in the natural gas industry
  - Take any position on any pipeline or elective transmission project proposal



Snapshot of New England's Power System and Wholesale Electricity Markets

- Resources & consumer demand:
  - 350 generators; 31,000 MW of generating capacity
  - 600 MW of demand response & 1,700 MW of energy efficiency
  - 15,000 MW of new generation since 1997
  - All-time peak demand: 28,130 MW on August 2, 2006
- Transmission system:
  - 8,600 miles of high-voltage transmission lines
  - $7.4 billion invested since 2002 to improve reliability
  - 13 transmission ties to neighboring power systems (NY & Canada)
- Markets:
  - Energy: daily market for electricity
  - Capacity: annual forward auction for long-term resource availability; obligation for one year or seven years for new resources
  - Ancillary services: daily market for real-time reliability services

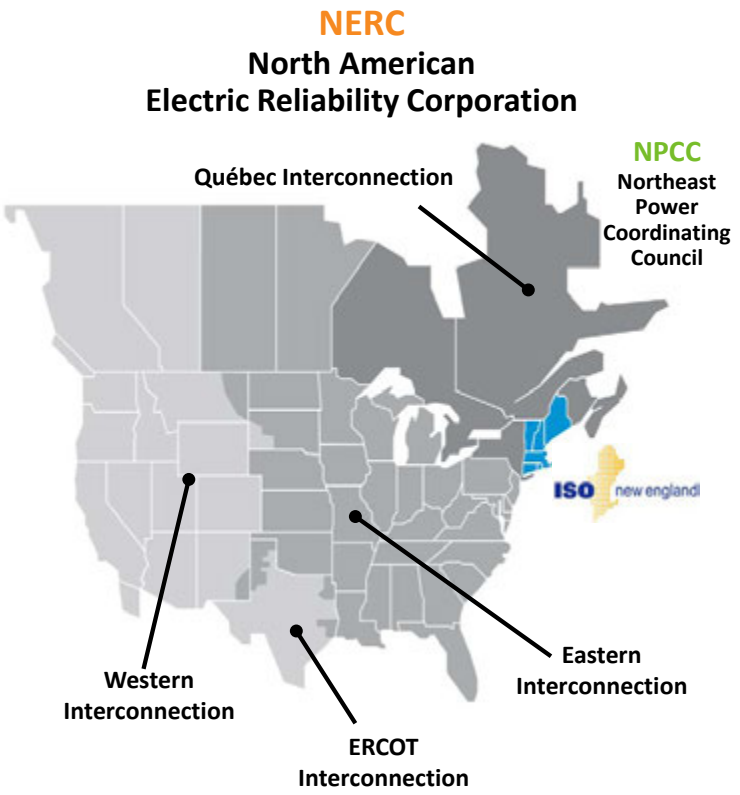

STATE OF THE GRID: SETTING THE STAGE

Transformation of Region's Resource Mix Continues

- **Low natural gas prices**
  - Gas is the most economic fuel for new, conventional resources
    - 80% of new capacity since 1997 runs on natural gas
    - Nearly 65% of all proposed new generation would use natural gas
  - Demand for natural gas is rising
  - Gas pipelines are constrained during high demand periods, particularly winter
    - Creates grid reliability concerns and price volatility
- **Low prices are putting financial pressure** on coal, oil and nuclear baseload generators; some are retiring

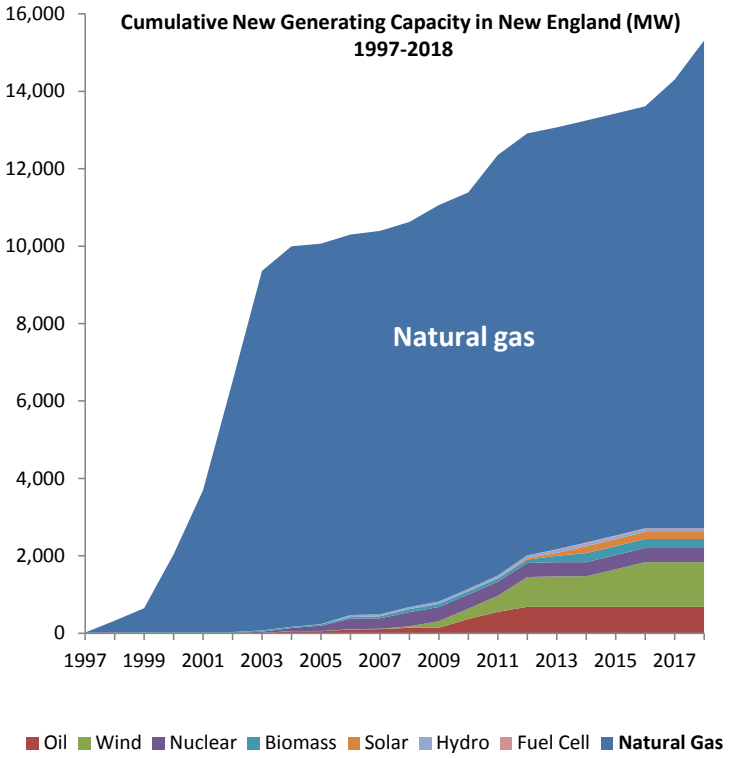

Shift to Cleaner Energy Sources Continues

- **State policies drive renewable resource development**
  - Mostly large-scale wind and behind-the-meter solar
  - Other, fast & flexible resources will be needed to balance intermittent resources' variable output
  - New transmission needed to bring wind farms' energy from their remote locations to population centers
- **Distributed generation and the "hybrid" grid**
  - A significant portion of New England's future grid could be "behind-the-meter" (solar facilities on distribution system)
  - That will change how much and when power is used by consumers



Electric Grid Will Look Very Different in the Near Future

"Hybrid" grid with grid-connected and distributed resources, and a continued shift toward natural gas and renewable energy

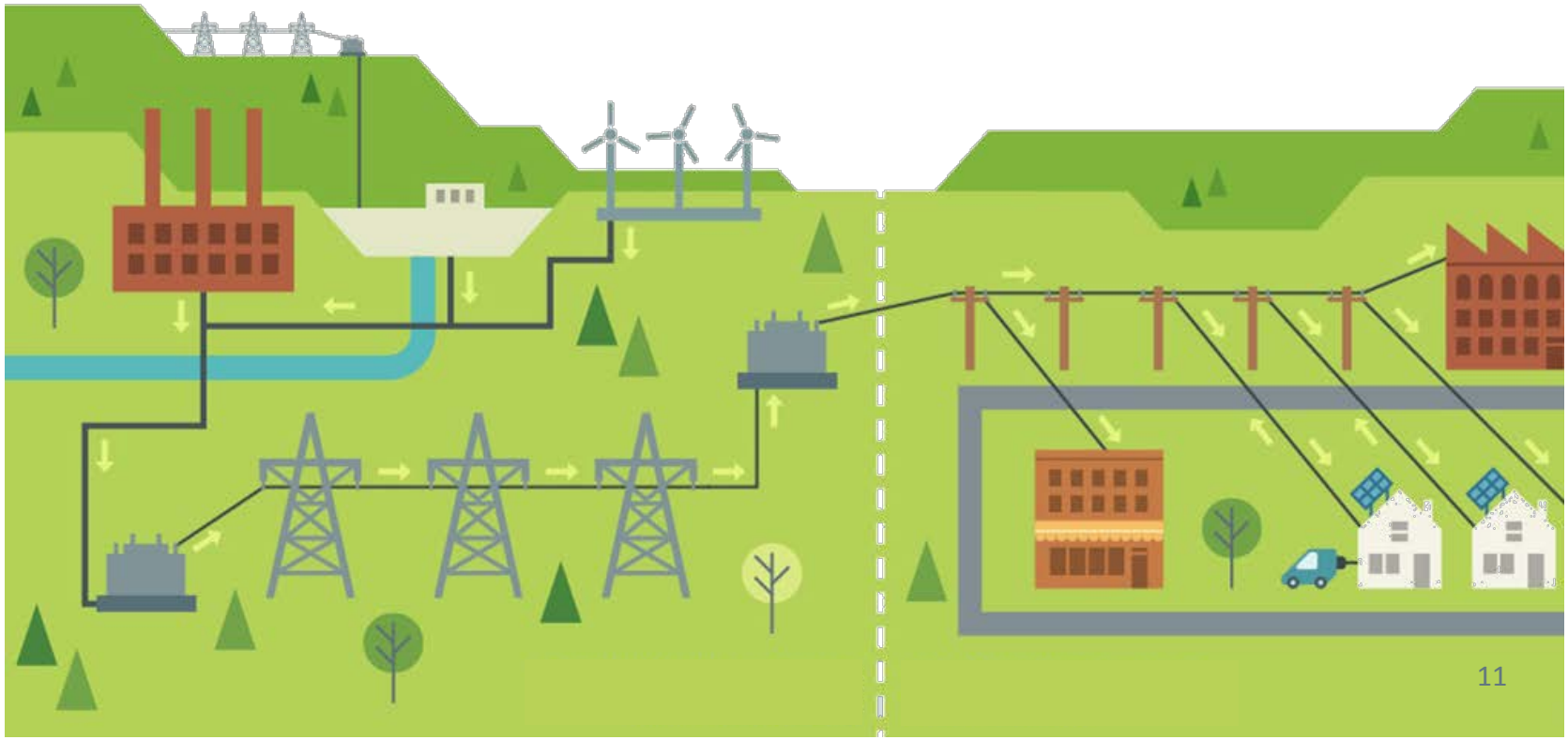

STATE OF THE GRID: 2015 HIGHLIGHTS

Natural Gas Used Most Often to Generate Region's Power

The fuels used to produce the region's electric energy have shifted as a result of economic and environmental factors

Percent of Total **Electric Energy** Production by Fuel Type
(2000 vs. 2015)

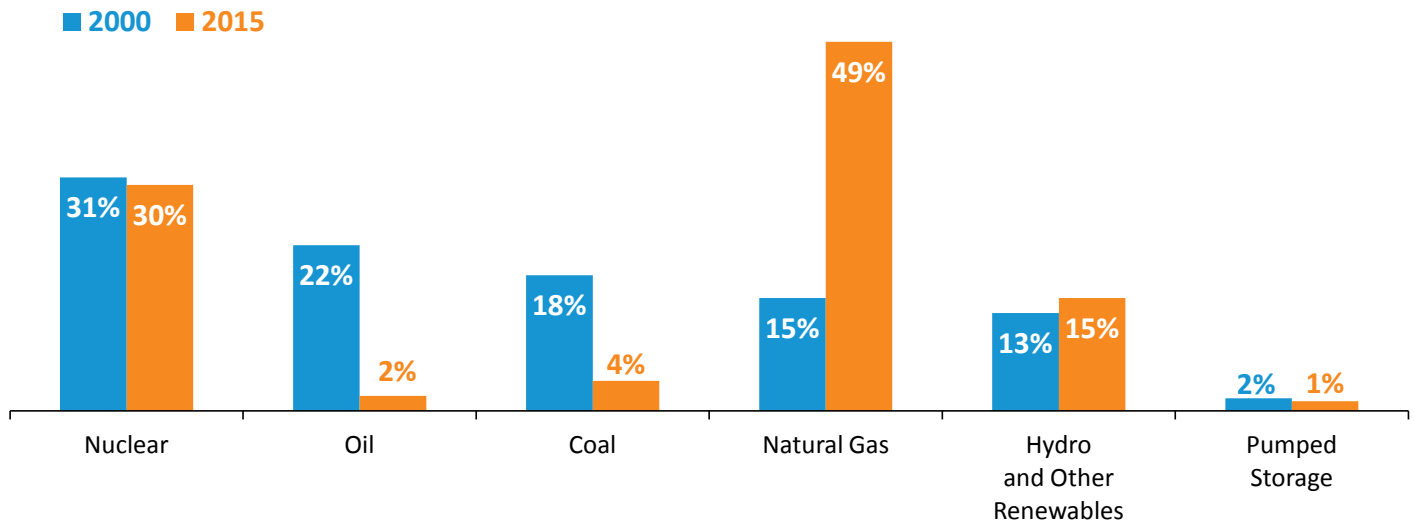

Source: ISO New England Net Energy and Peak Load by Source
Other renewables include landfill gas, biomass, other biomass gas, wind, solar, municipal solid waste, and miscellaneous fuels

Natural Gas and Wholesale Electricity Prices Are Linked

With natural gas the primary fuel used to produce electricity, natural-gas-fired power plants typically set the price for wholesale electricity

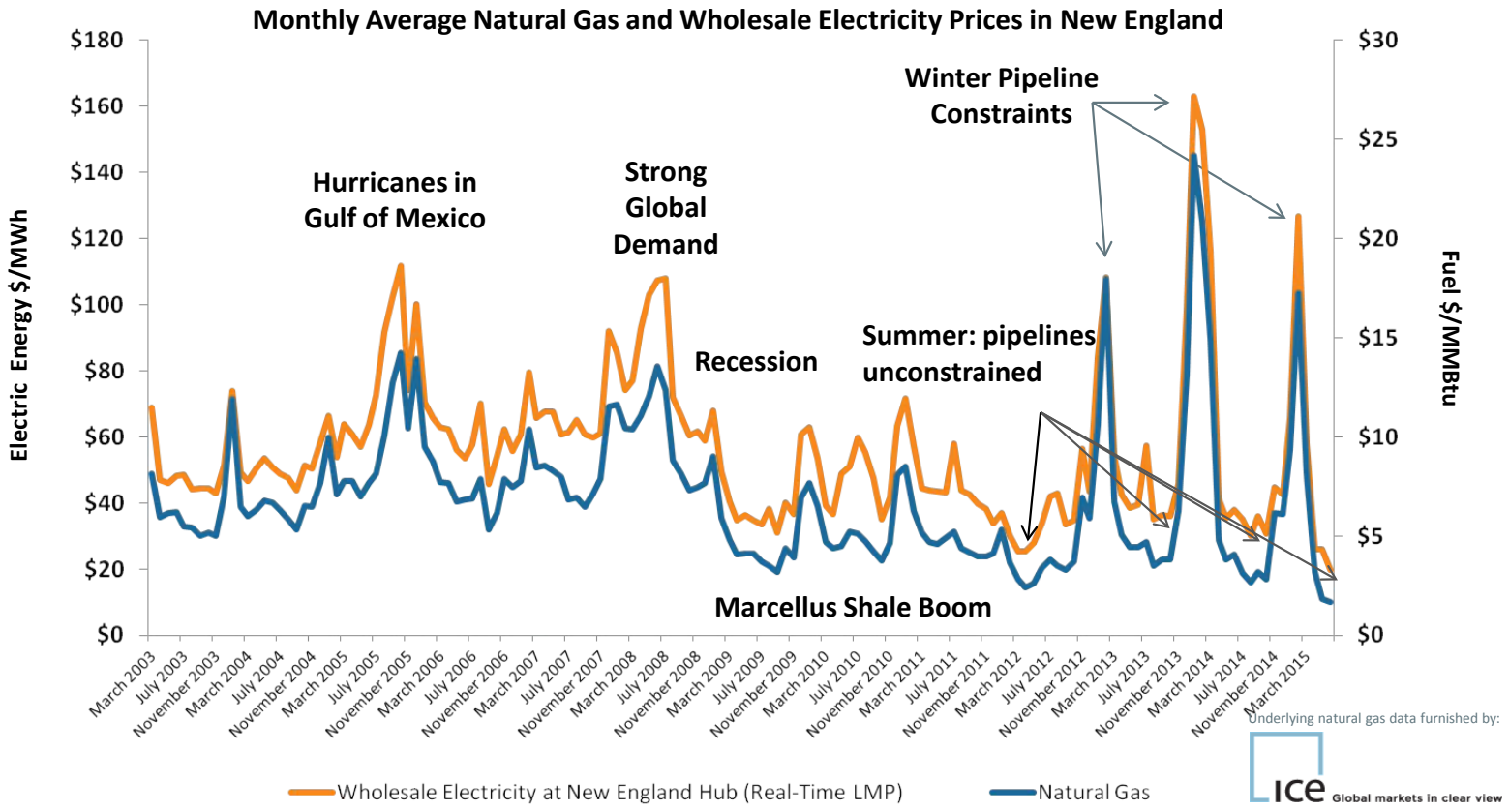

Winter vs. Summer Prices: With Pipeline Constraints, the Price Spread is Growing

When pipelines are unconstrained, generators can access low-priced natural gas

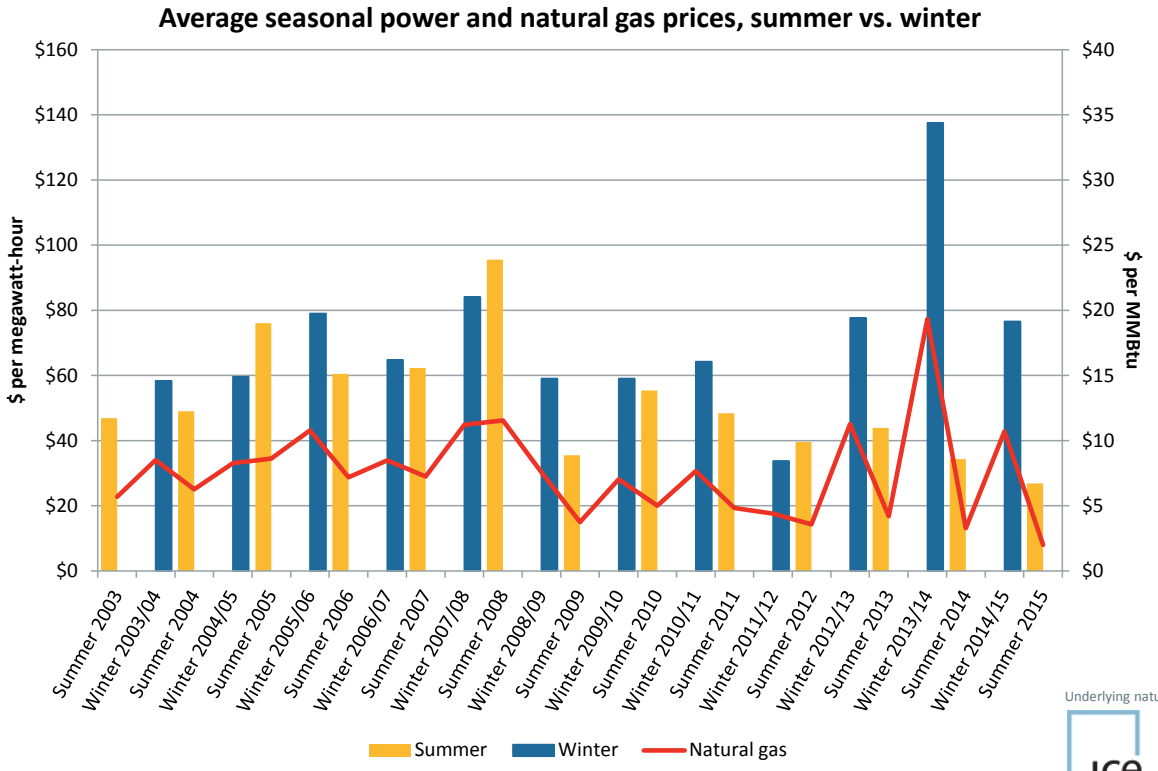

Underlying natural gas data furnished by:

ICE Global markets in clear view

When Pipelines are Unconstrained: New England's Wholesale Prices are Competitive with Other Regions

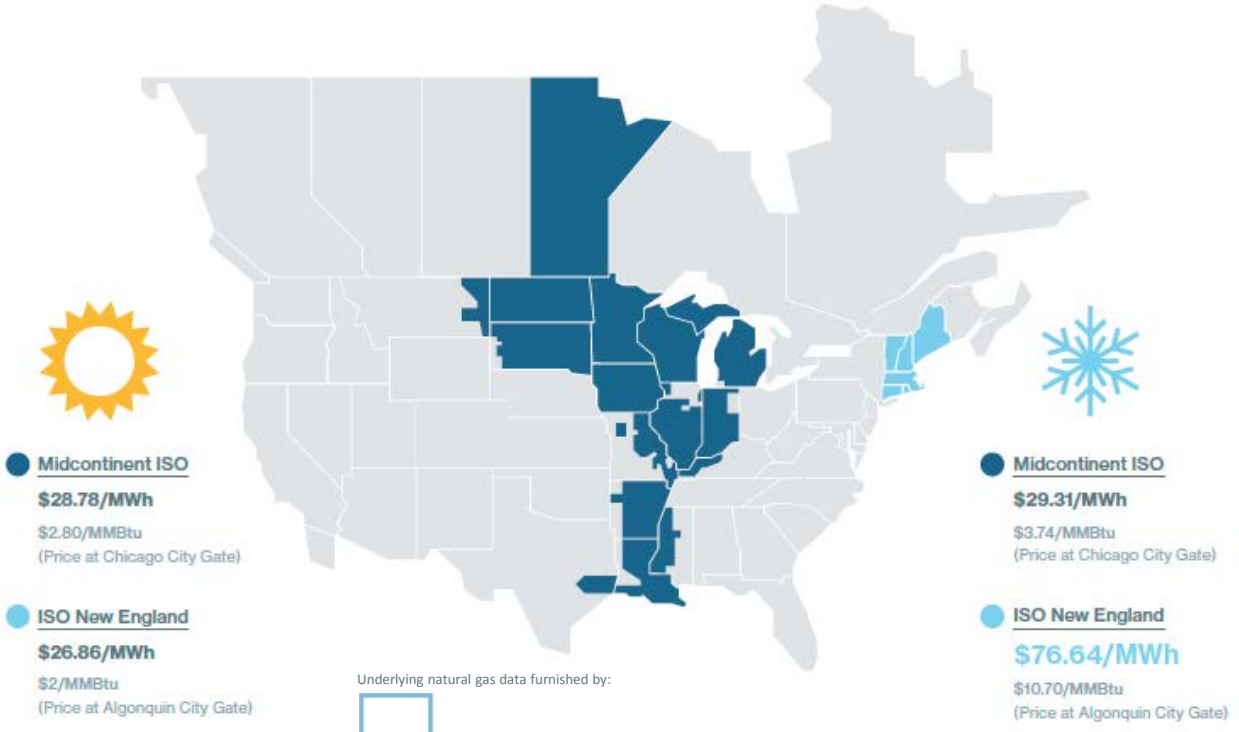

Underlying natural gas data furnished by:

ICE Global markets in clear view

When Pipelines are Unconstrained: New England's Wholesale Power Prices are Competitive with Other Regions

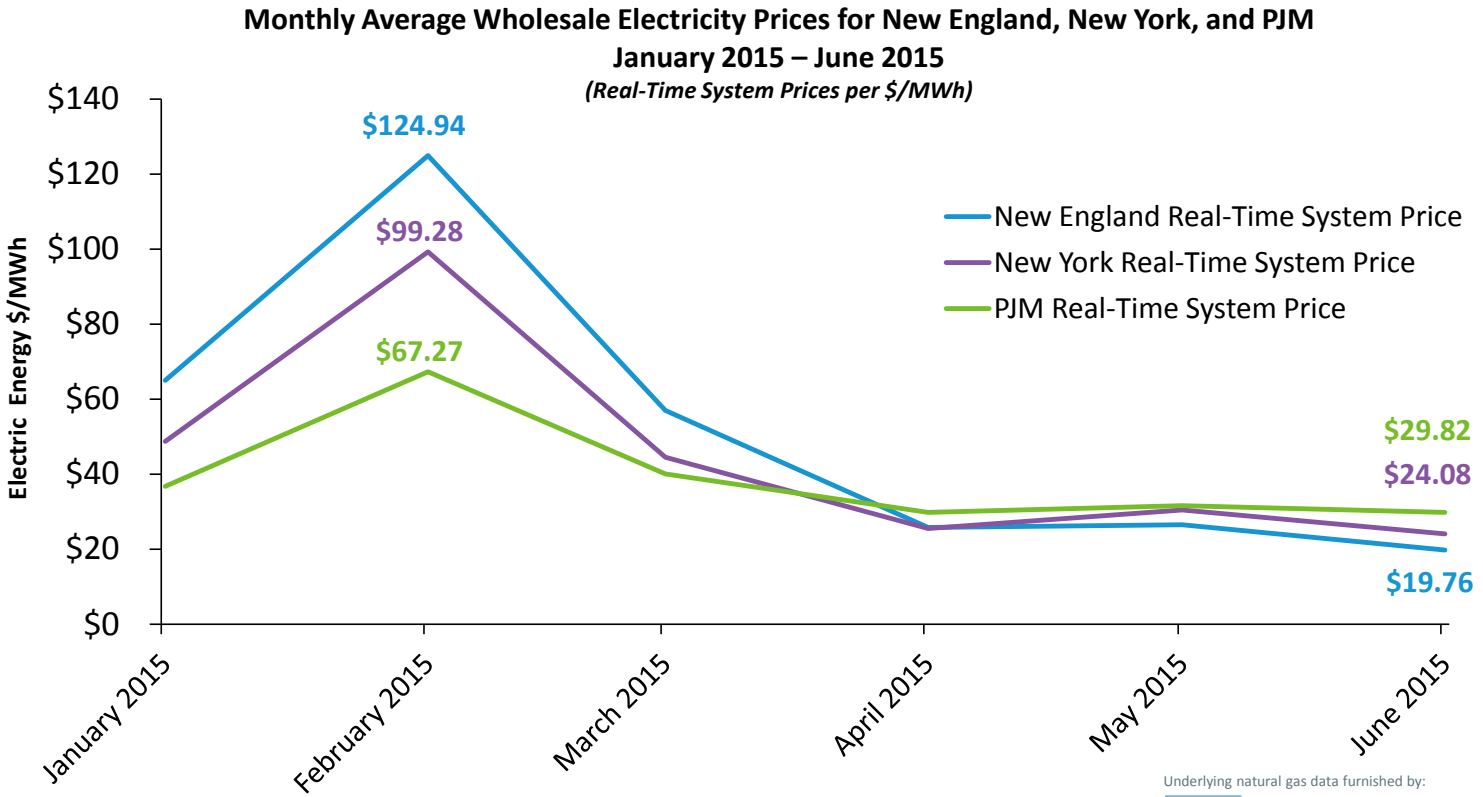

Underlying natural gas data furnished by:

ice Global markets in clear view

Wholesale Electricity Costs Reflect Market Conditions

Total annual wholesale market costs have ranged from $6 billion to $14 billion

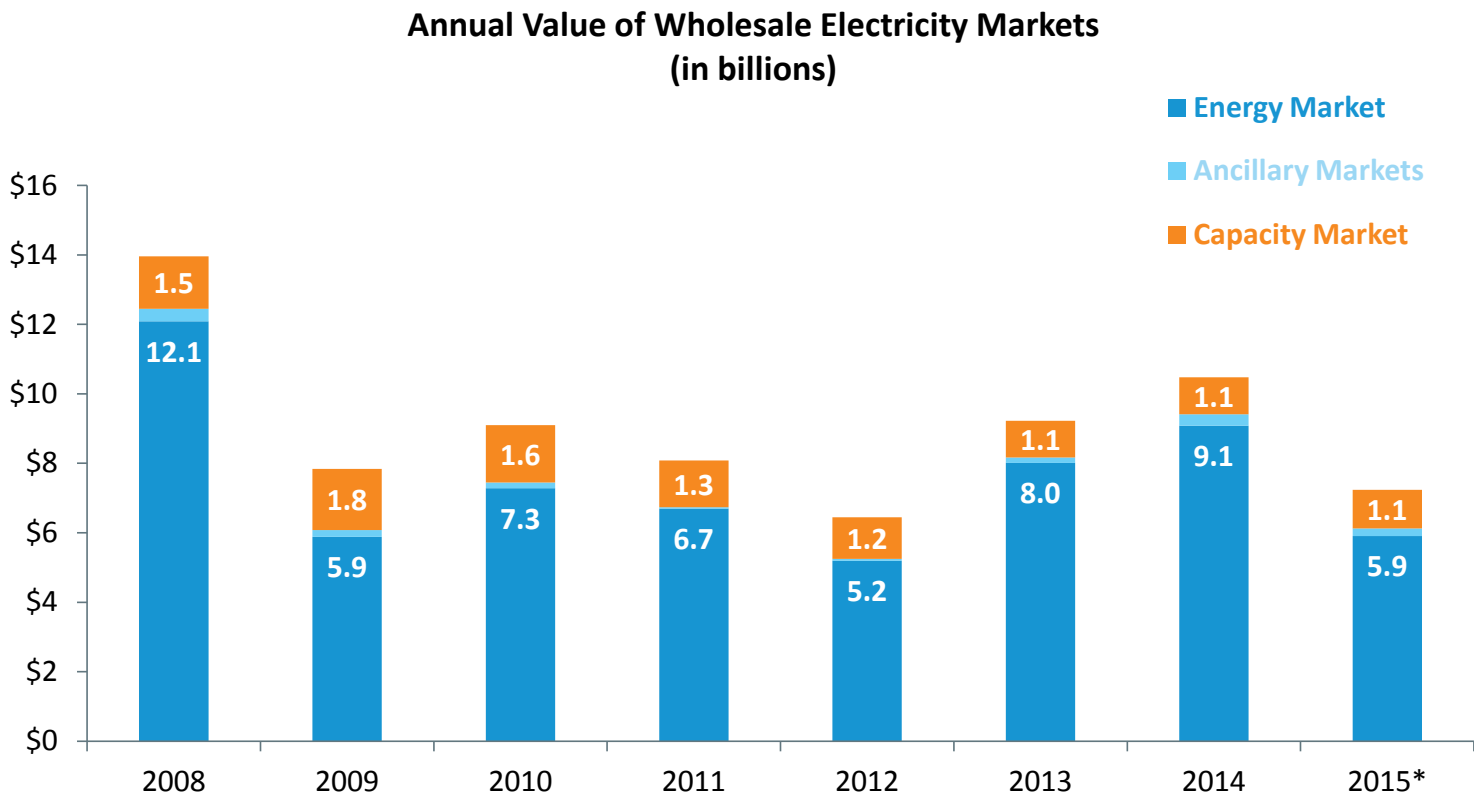

* Preliminary data subject to reconciliation.

Putting Competitive Wholesale Markets to Work for New England

- Markets reveal a resource's **true operating cost**
  - Fuel is the primary driver of operating costs
  - The dollar value of New England's energy markets fell from 2008 to 2012 as low-cost natural gas displaced older, fossil fuel-fired units
- Gas-fired generators are becoming **more efficient**
  - Improvements in technology have made newer generators more economic than older generators
- Region has invested in **cleaner technologies** ahead of much of the rest of the country and has seen regional air emissions decline significantly over the past decade



Power Plant Emissions Have Declined with Changes in the Fuel Mix



Reduction in Aggregate Emissions (ktons/yr)

Year	NO_x	SO_2	CO_2
2001	59.73	200.01	52,991
2014	20.49	11.68	39,317
% Reduction, 2001–2014	**⬇ 66%**	**⬇ 94%**	**⬇ 26%**

Reduction in Average Emission Rates (lb/MWh)

Year	NO_x	SO_2	CO_2
1999	1.36	4.52	1,009
2014	0.38	0.22	726
% Reduction, 1999–2014	**⬇72%**	**⬇ 95%**	**⬇ 28%**

Source: 2014 ISO New England Electric Generator Air Emissions Report, January 2016

New England Shifts to Coal and Oil in the Winter

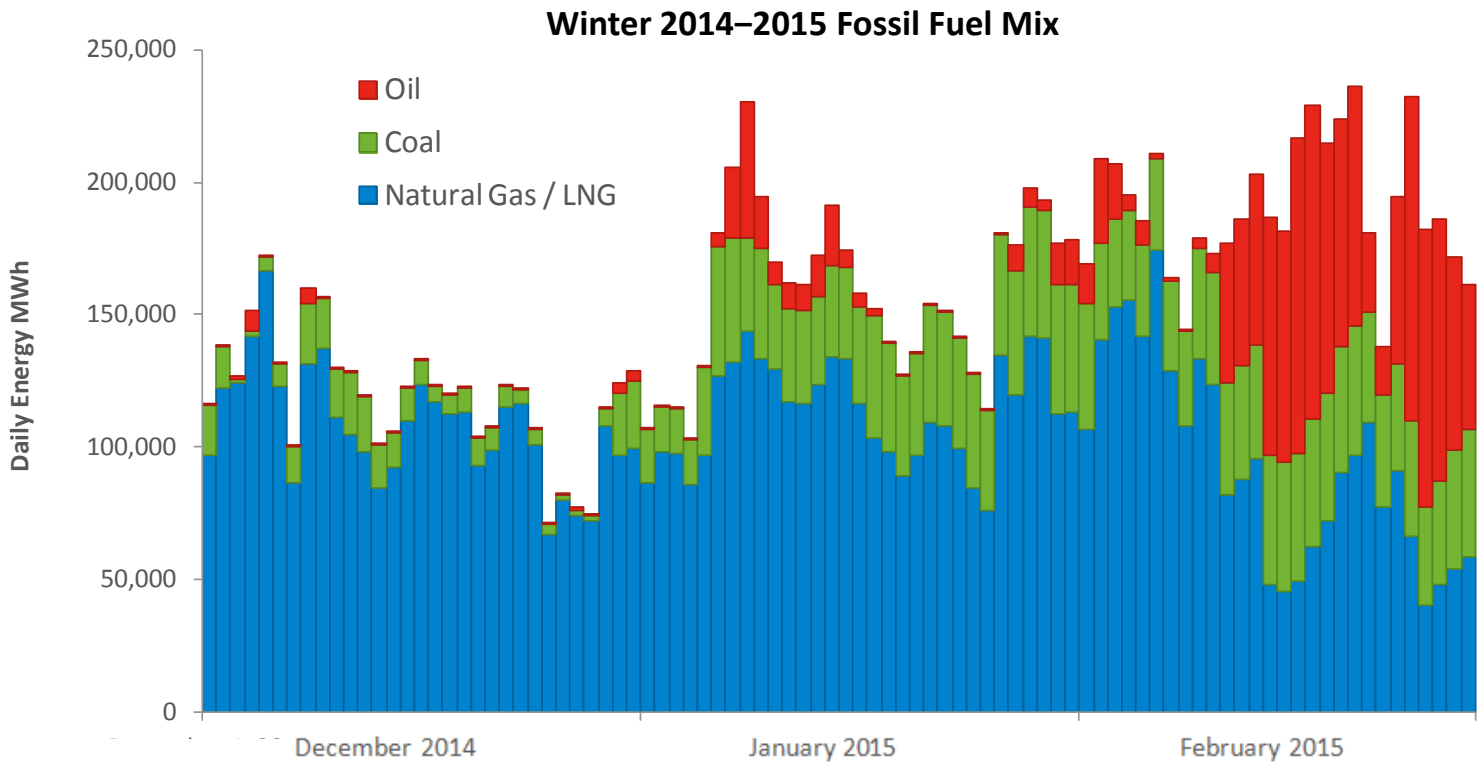

Winter Operations Highlight Natural Gas Pipeline Constraints as a Continuing Reliability Challenge

- Close to half—**13,650 MW, or 44%**—of the total generating capacity in New England uses natural gas as its primary fuel
- 2015/16 winter outlook identifies up to **4,220 MW** of natural gas-fired generation at risk of not being able to get fuel when needed
- To address continuing concerns about natural gas pipeline constraints, the ISO will administer **Winter Reliability Programs** until 2018 to help improve fuel security and protect power system reliability



Winter 2015/2016 So Far

December 1, 2015 through January 18, 2016

- Mildest December since at least 1960
  - Even milder than December 2014
  - Lowest December energy usage since 2003 (10,160 GWh)
  - Second-lowest wholesale power price at $21.35 per megawatt-hour
    - June 2015 was lowest, at $19.61/MWh
- Beginning of January was also mild
- When weather is mild:
  - Natural gas demand is lower
  - Pipelines are less constrained
  - Prices of natural gas and electricity fall

12/1 thru 1/18	Winter 13/14	Winter 14/15	Winter 15/16
Ave monthly temp (°F)	29.1	30.7	37.9
Total energy consumption (GWh)	18,339	17,818	16,470
Peak demand (MW)	21,448	20,556	19,227
Date of peak and temp	12/17/13 15°F	1/8/15 20°F	1/5/16 22°F
Ave. real-time energy price ($/MWh)	$105.66	$53.27	$26.01
Ave. natural gas price ($/MMBtu)	$13.58	$7.36	$3.22
Total value of energy market (billions)	$2.024	$1.038	$0.464

Underlying natural gas data furnished by:

ICE Global markets in clear view

More Than 4,200 MW of Generation Have Retired or Will Retire in Less Than Five Years

Major Generator Retirements:

- **Salem Harbor Station (749 MW)**
  - 4 units (coal & oil)
- **Vermont Yankee Station (604 MW)**
  - 1 unit (nuclear)
- **Norwalk Harbor Station (342 MW)**
  - 3 units (oil)
- **Brayton Point Station (1,535 MW)**
  - 4 units (coal & oil)
- **Mount Tom Station (143 MW)**
  - 1 unit (coal)
- **Pilgrim Nuclear Power Station (677 MW)**
  - 1 unit (nuclear)
- *Additional retirements are looming*



Generator Retirements and Higher Capacity Prices Signal the Need for New Supply Resources

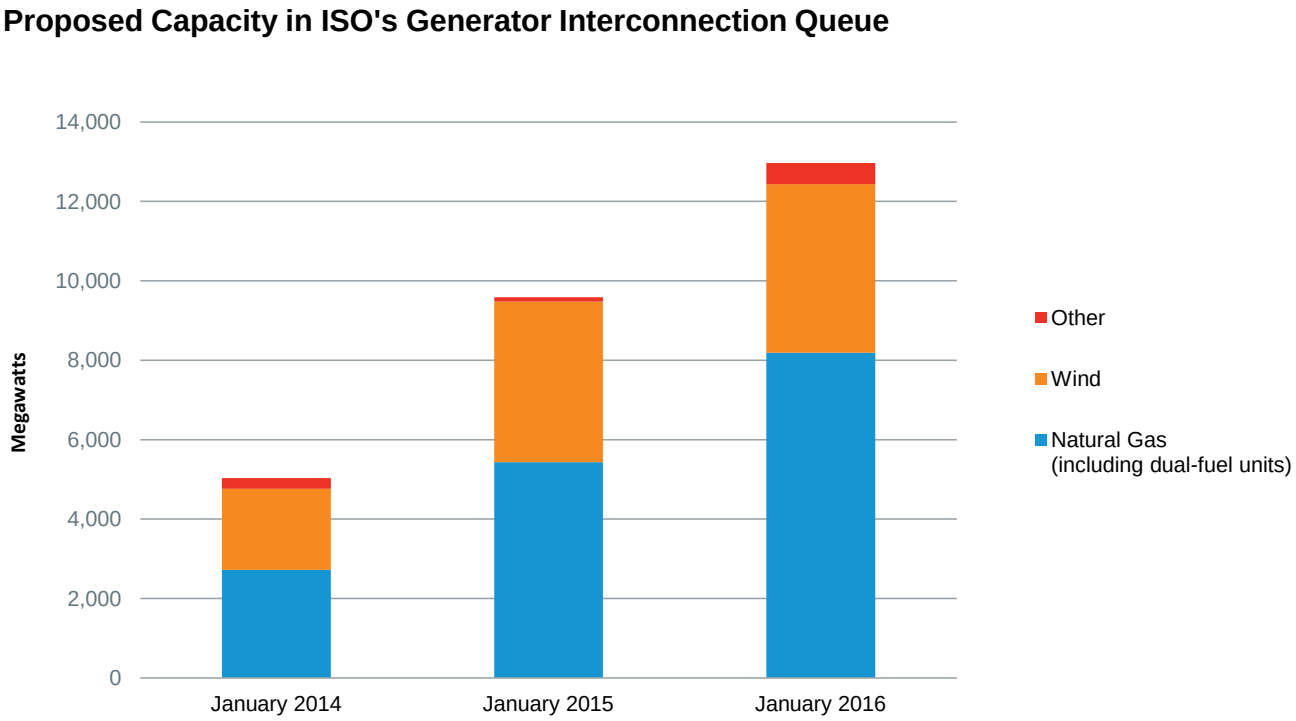

Forward Capacity Market Is Attracting Efficient and Fast-Starting Resources

- More than **1,600 MW** of new gas-fired generation have come forward in the last few auctions; **147 new resources** representing 6,700 MW have qualified for the next auction

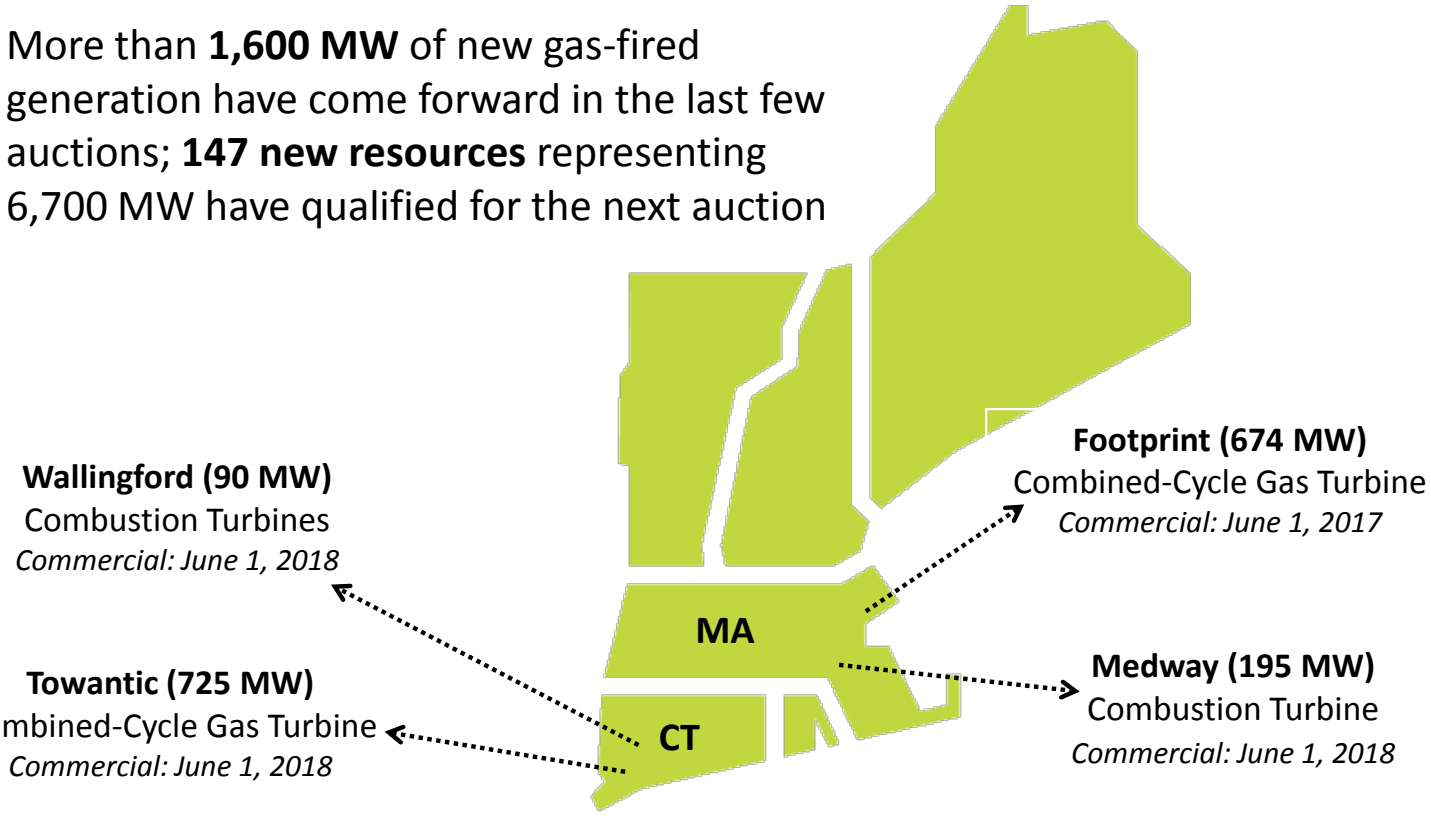

STATE OF THE GRID: PREPARING FOR THE HYBRID GRID

Market Enhancements Are Providing Benefits

- Provide proper signals to market participants to improve their resource's performance, retire, or build new resources
- Price signals promoting investment, reflecting fundamentals
  - Guiding New England's transition through a gas and renewables system
  - Attracting new entry, at competitive, transparent prices
- Benefits of well-designed capacity and energy markets
  - Greater return on investments for resources that perform reliably
  - Simpler, more predictable capacity market design
  - Promotes flexibility, innovation, and cost-effective development



Market Changes Allow Variable Resources to More Effectively Participate in the Wholesale Markets

- **Negative offer price**: allows generators like wind resources the opportunity to operate during low-load conditions when their output otherwise might be curtailed
- **Do-not-exceed dispatch order**: allows the ISO to better manage transmission congestion to maximize the use of low-cost renewable resources and alleviate the need for curtailments
- **Elective transmission upgrade rules**: contain options for strengthening electrically weak portions of the grid to help integrate distant resources like wind



State Policy Requirements Drive Proposals for Renewable Energy

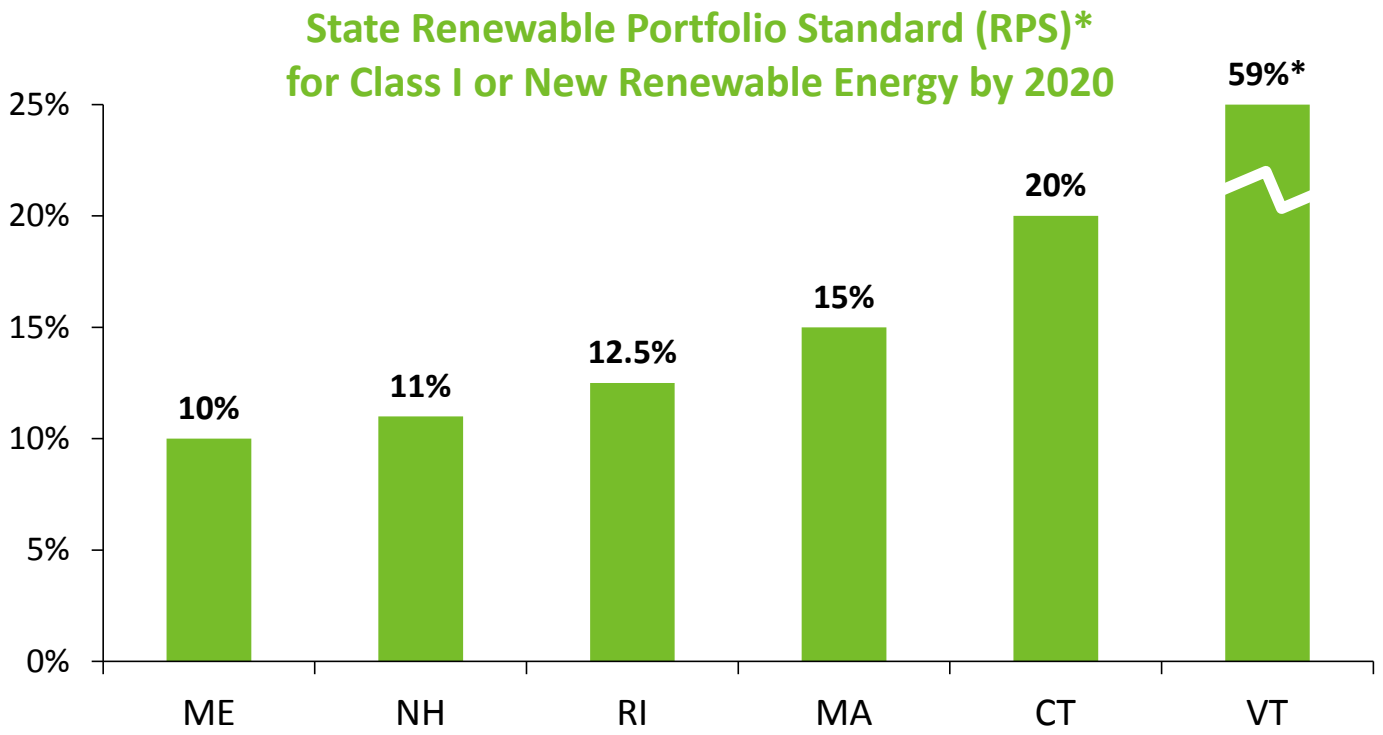

* State Renewable Portfolio Standards (RPS) promote the development of renewable energy resources by requiring electricity providers (electric distribution companies and competitive suppliers) to serve a minimum percentage of their retail load using renewable energy. Vermont's new Renewable Energy Standard has a 'total renewable energy' requirement (reflected above), which recognizes large-scale hydro and all other classes of renewable energy.

Renewable and EE Resources Are Trending Up

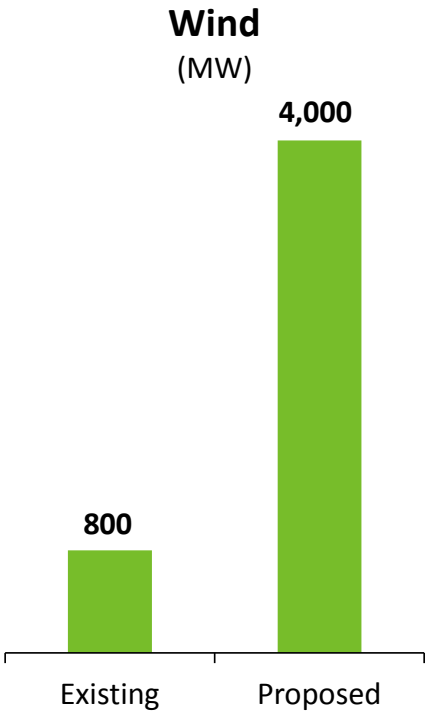

Nameplate capacity of existing wind resources and proposals in the ISO-NE Generator Interconnection Queue; megawatts (MW).

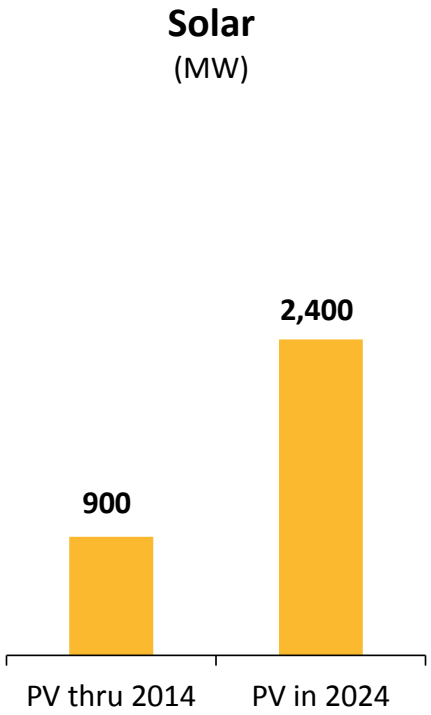

2015 ISO-NE Solar PV Forecast, nameplate capacity, based on state policies.

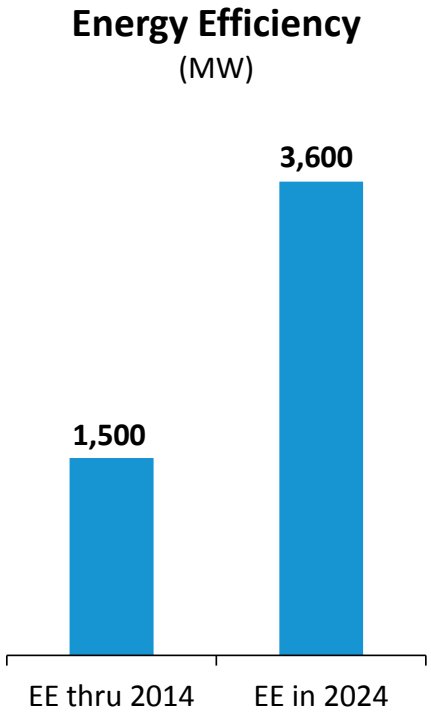

2015 CELT Report, EE through 2014 includes EE resources participating in the Forward Capacity Market (FCM). EE in 2024 includes an ISO-NE forecast of incremental EE beyond the FCM.

Energy Efficiency Is Slowing Peak Demand Growth and Flattening Energy Use

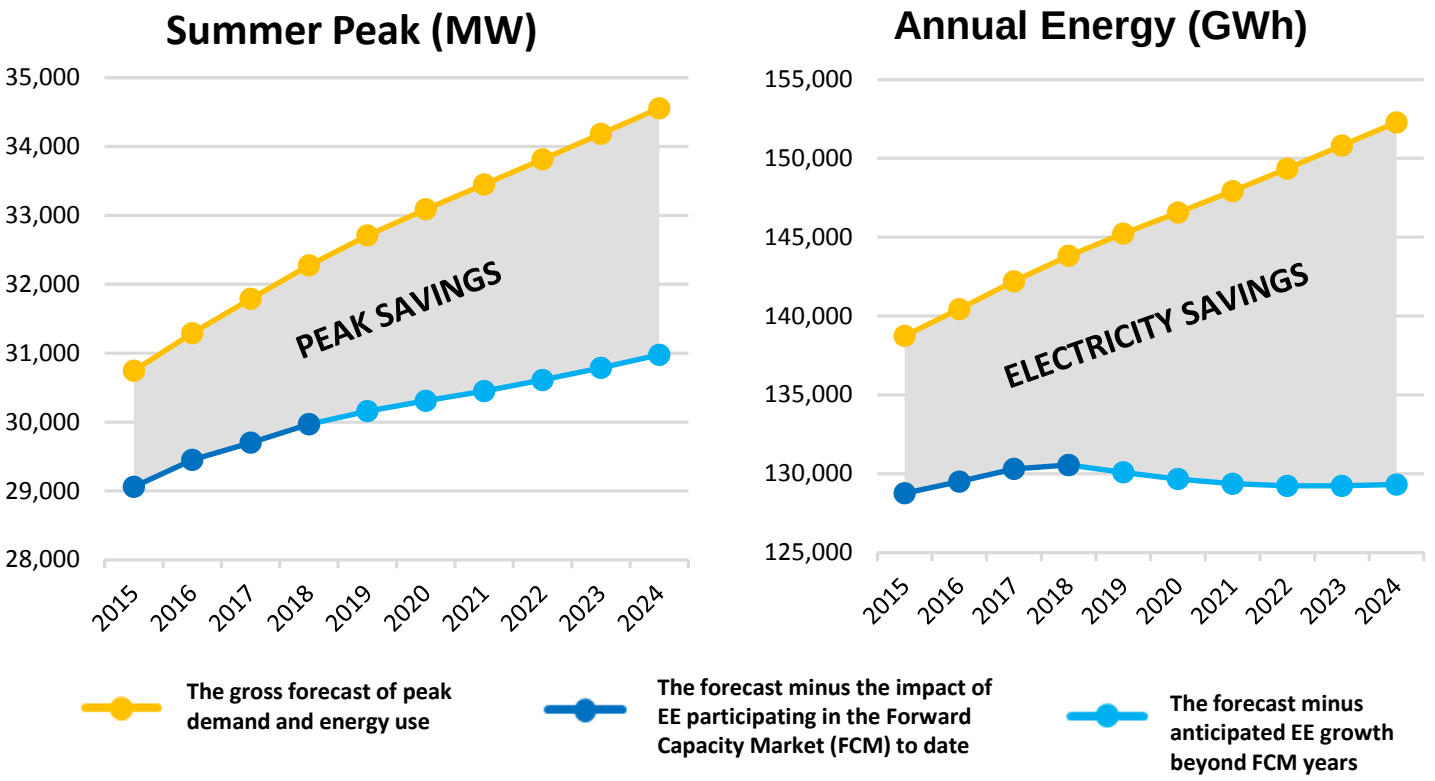

Source: Final ISO New England EE Forecast for 2019-2024 (April 2015)

The ISO is Leading Efforts to Account for Solar Resources Connected to the Distribution System

- Long-term solar forecast
  - Tracking historical growth; predicting solar development 10 years ahead
  - Used in transmission planning and market needs assessments
  - In 2015, PV forecast used for first time in Installed Capacity Requirement time, reducing 2019/2020 need by 390 MW
- Short-term solar forecast
  - ISO creates daily forecasts of solar PV production to improve daily load forecasts
- Interconnection rules improvements
  - ISO is helping develop new interconnection standards to reduce reliability concerns

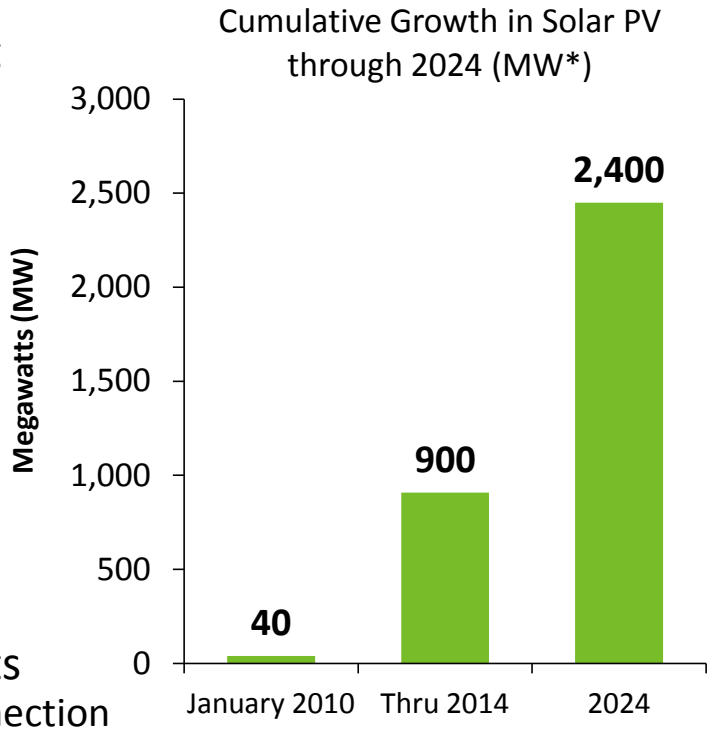

Source: Final PV Forecast (April 2015); Note: MW values are AC nameplate

Solar Power's Effect on Hourly Electricity Demand

May 23, 2015

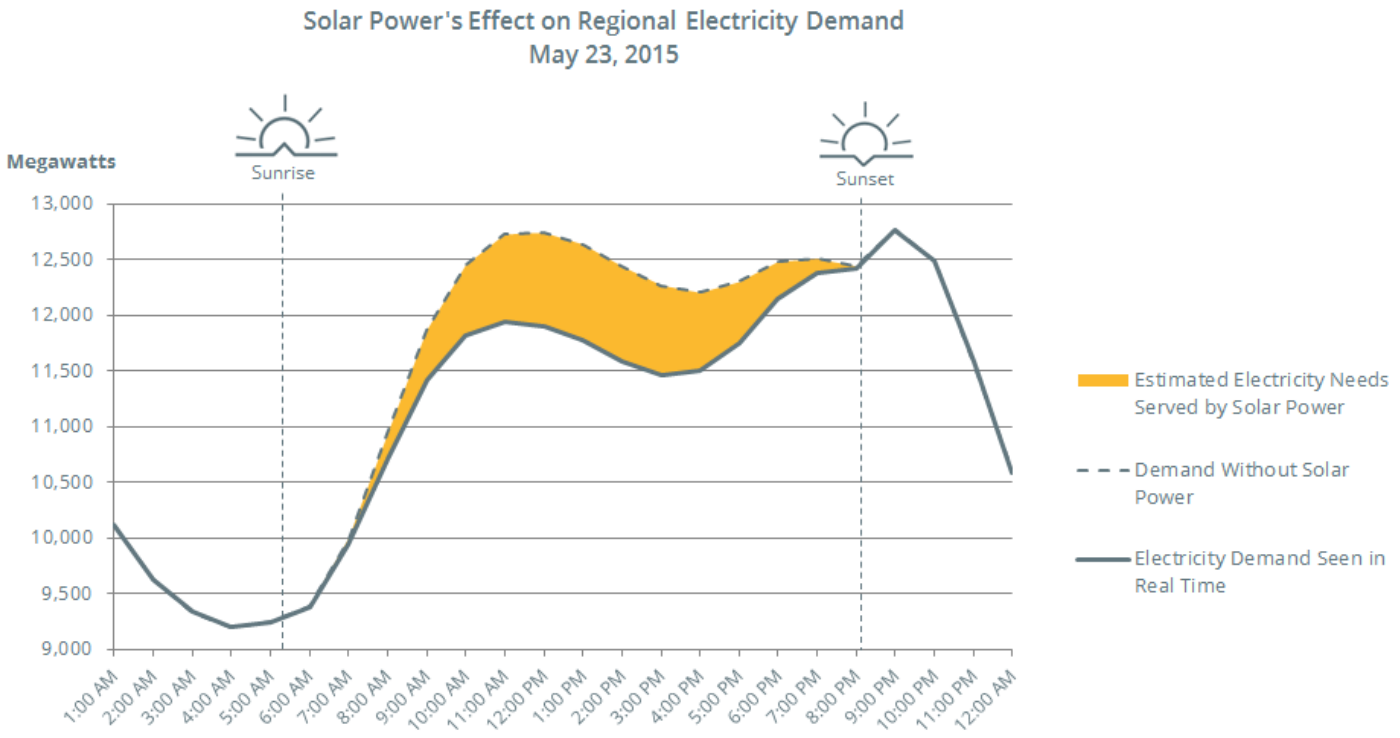

Transmission Developers Are Proposing to Move Renewable Energy to New England Load Centers

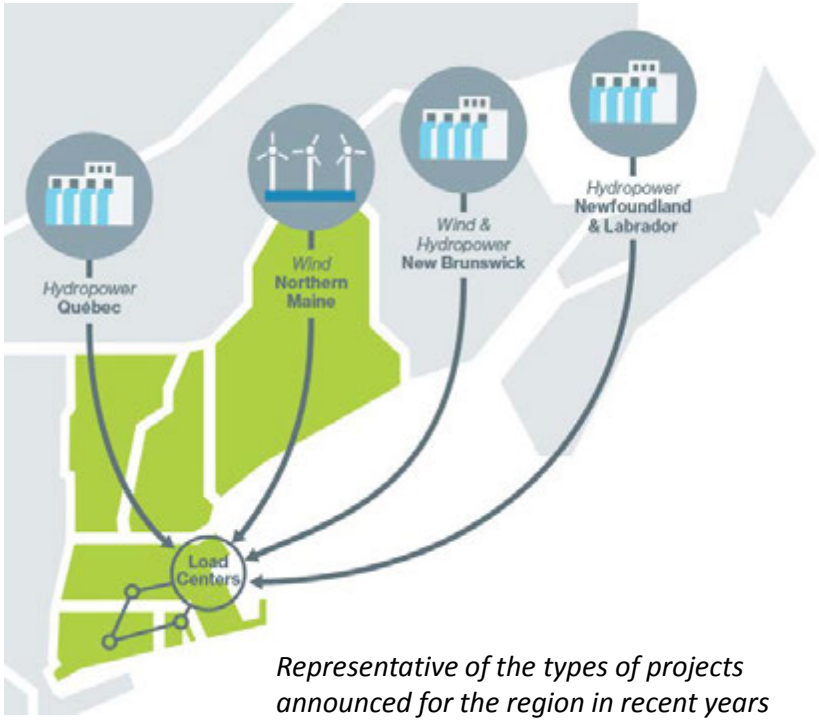

Representative of the types of projects announced for the region in recent years

- As of January 1, 2016, **eleven elective transmission projects** had been proposed in the ISO Interconnection Queue, totaling more than **7,000 MW** of potential transfer capability
  - Primarily large-scale **hydro** resources from eastern Canada and **wind** resources from northern New England
- These merchant projects seek to address public policy goals, not reliability needs

Source: ISO Interconnection Queue (January 2016)
http://www.iso-ne.com/system-planning/transmission-planning/interconnection-request-queue

Infrastructure Will Be Needed to Deliver Energy from Proposed Resources

All Proposed Generation

Developers are proposing to build 13,000 MW of generation, including nearly 8,200 MW of gas-fired generation and more than 4,200 MW of wind

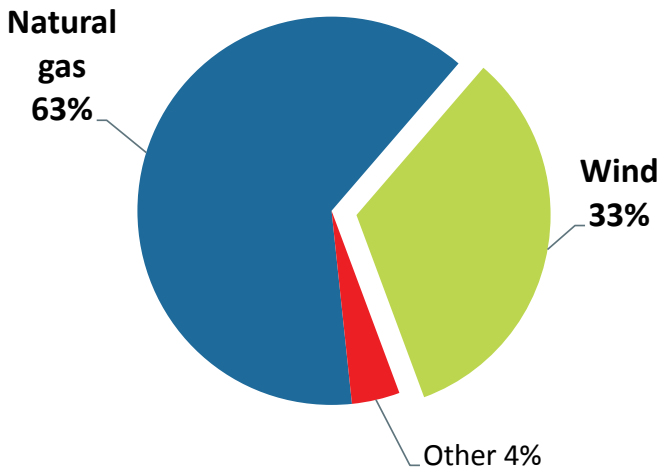

Wind Proposals

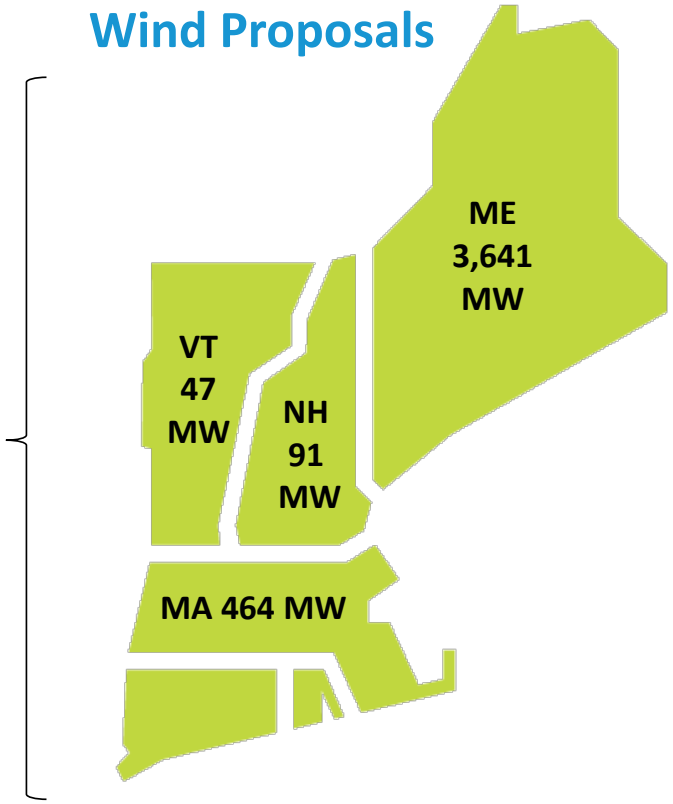

Source: ISO Generator Interconnection Queue (January 2016)
FERC Jurisdictional Proposals Only

STATE OF THE GRID: CONCLUSIONS

Conclusions

- **Competitive wholesale electricity markets** have resulted in significant efficiencies & have driven billions of dollars of investment in New England's power system
- **New England's generation fleet is changing rapidly** – the use of natural gas for power generation is increasing dramatically; older, fossil-fired units are retiring; and renewables and demand-side resources are growing
- **New England needs additional energy infrastructure** – rising demand for natural gas drives the need for additional natural gas infrastructure; increasing wind development in remote areas will require additional transmission; and growing levels of variable generation will require a fleet of flexible resources to successfully integrate
- **Wholesale power prices are directly related to natural gas prices** – when natural gas pipelines are unconstrained, natural gas and wholesale power prices drop
- **ISO New England has taken major steps** to address these challenges to reliability through financial incentives provided in the wholesale market and in changes to transmission planning processes, and will continue to work with regional stakeholders to help manage the continuing transition in the regional resource mix

Questions



For More Information…

- Subscribe to the ***ISO Newswire***
  - *ISO Newswire* is your source for regular news about ISO New England and the wholesale electricity industry within the six-state region
- Log on to **ISO Express**
  - ISO Express provides real-time data on New England's wholesale electricity markets and power system operations
- Follow the ISO on **Twitter**
  - @isonewengland
- Download the **ISO to Go App**
  - ISO to Go is a free mobile application that puts real-time wholesale electricity pricing and power grid information in the palm of your hand







GET IT ON Google play

Download on the App Store

NEPOOL PARTICIPANTS COMMITTEE
APR 10, 2015 MEETING, AGENDA ITEM #4
Add'l Materials Circulated 4/8/15

APRIL 10, 2015 | BOSTON, MA

NEPOOL Participants Committee Report

Winter 2014/15 Review

Vamsi Chadalavada

EXECUTIVE VICE PRESIDENT AND CHIEF OPERATING OFFICER

Table of Contents

- 2014/15 Winter Reliability Program Page 3
- 2014/15 Winter Weather Page 9
- Winter Readiness Page 14
- 2014/15 Winter Operations Page 17
- Prices During 2014/15 Winter Page 37

NEPOOL PARTICIPANTS COMMITTEE
APR 10, 2015 MEETING, AGENDA ITEM #4
Add'l Materials Circulated 4/8/15

2014/15 WINTER RELIABILITY PROGRAM

2014/15 Winter Reliability Program

- Oil Program
  - As of Dec 1, 2014:
    - 3.8 million barrels of the initial inventory requirement had been met for a maximum cost exposure of $68.7M
    - 16 program units exceeded initial requirements, representing an additional 0.68 million barrels

- LNG Program
  - As of Dec 1, 2014:
    - Current participation of 6 units, representing 500,000 MMBTU, for a maximum cost exposure of $1.5M

- DR Program
  - As of Dec 1, 2014:
    - 3 assets participated to provide 14 MW for a total cost of $75,600 (@$1,800/MW-Month)

2014/15 Winter Reliability Program

- Dual Fuel Commissioning (DFC) Program
  - Participation:
    - 6 Units submitted intent to commission Dual Fuel Capability
      - 4 Units for 2014/15 (1,039 MW)
      - 2 Units for 2015/16 (735 MW)
    - Total winter seasonal claimed capability commissioned is 1,774 MW
  - DFC Activity and related NCPC:
    - Units commissioned: 3 successful (722.5 MW), 1 outstanding (316.9 MW), 2 pending (2015/16; 734.8 MW)
    - Total NCPC Commissioning Cap: $5.7M
      - 2014/15: $3.56M
      - 2015/16: $2.19M
    - NCPC incurred: $1.0M

Winter Reliability Program Results: Demand Response

- 1 of 30 possible dispatches used over a 5 hour period on 12/4/2014
- Average performance exceeded the winter obligation
  - Audit conducted in January 2015 demonstrated that the winter obligation was met incrementally to FCM obligations

2014/15 Winter Fuel Burn

- Winter Reliability Program Oil Burn
  - Total program fuel burn during December 2014 through February 2015 is 2,717,500 bbl
  - Total program oil burn last winter was 2,700,500 bbl

- Winter Reliability Program LNG Burns
  - None of the LNG that was contracted for this winter was utilized

2014/15 Winter Reliability Program Final Costs for Oil, LNG and DR Components

- Winter Reliability Program Oil Costs
  - Total Oil Eligible for Program Payment as of March 15: 2,559,847 Barrels
  - Oil Program Cost (Pre-Penalties): $46.1M
  - Total Penalties: $2.2M
  - **Total Oil Program Cost: $43.9M**

- Winter Reliability Program LNG Costs
  - LNG Cost (Pre-Penalties): $1.5M
  - Total Penalties: $100K
  - **Total LNG Program Cost: $1.4M**

- Winter Reliability Program DR Costs
  - **Total DR Program Capacity Cost: $75.6K**

2014/15 WINTER WEATHER

Winter 2014/15 Compared to Winter 2013/14

- **December 2014**: Milder than previous year
  - Lower demand
  - Less restriction on Natural Gas system
  - Less need for oil
- **January 2015**: Colder average temperature but previous year had pockets of extreme cold temperatures
  - Slightly lower energy demand
  - Less oil burned than last January
- **February 2015**: Coldest month in recent history when comparing average temperature and cumulative HDDs (data starts 1960)
  - Higher demand
  - High pipeline capacity utilization
  - Significantly more oil burned

Average Temperature Comparison

- Daily Average Temperature 2013/14 vs 2014/15

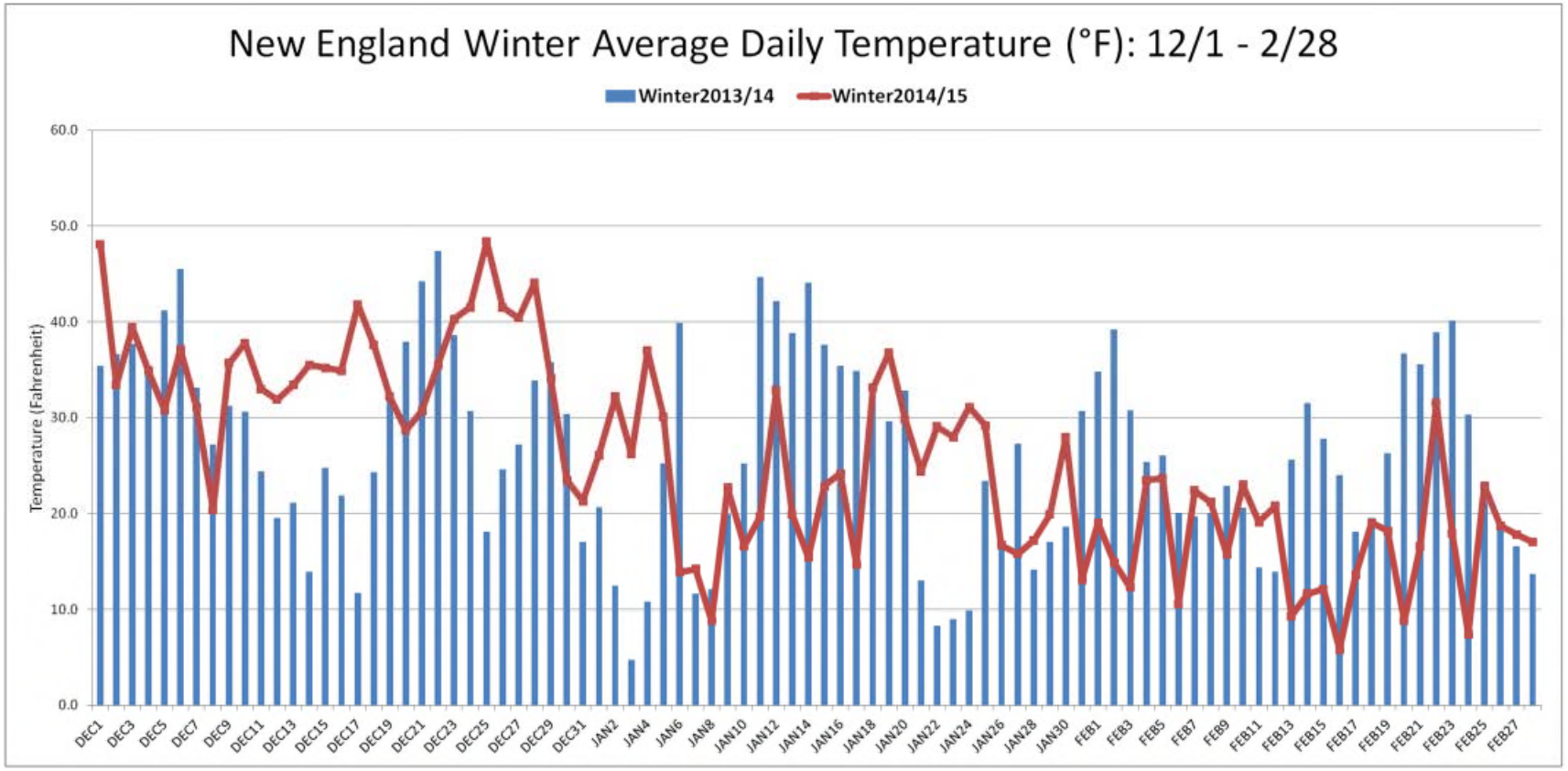

Average Temperature Comparison

- Sorted by Low to High Temperature, Monthly
  - Clearly milder December
  - Clearly colder February

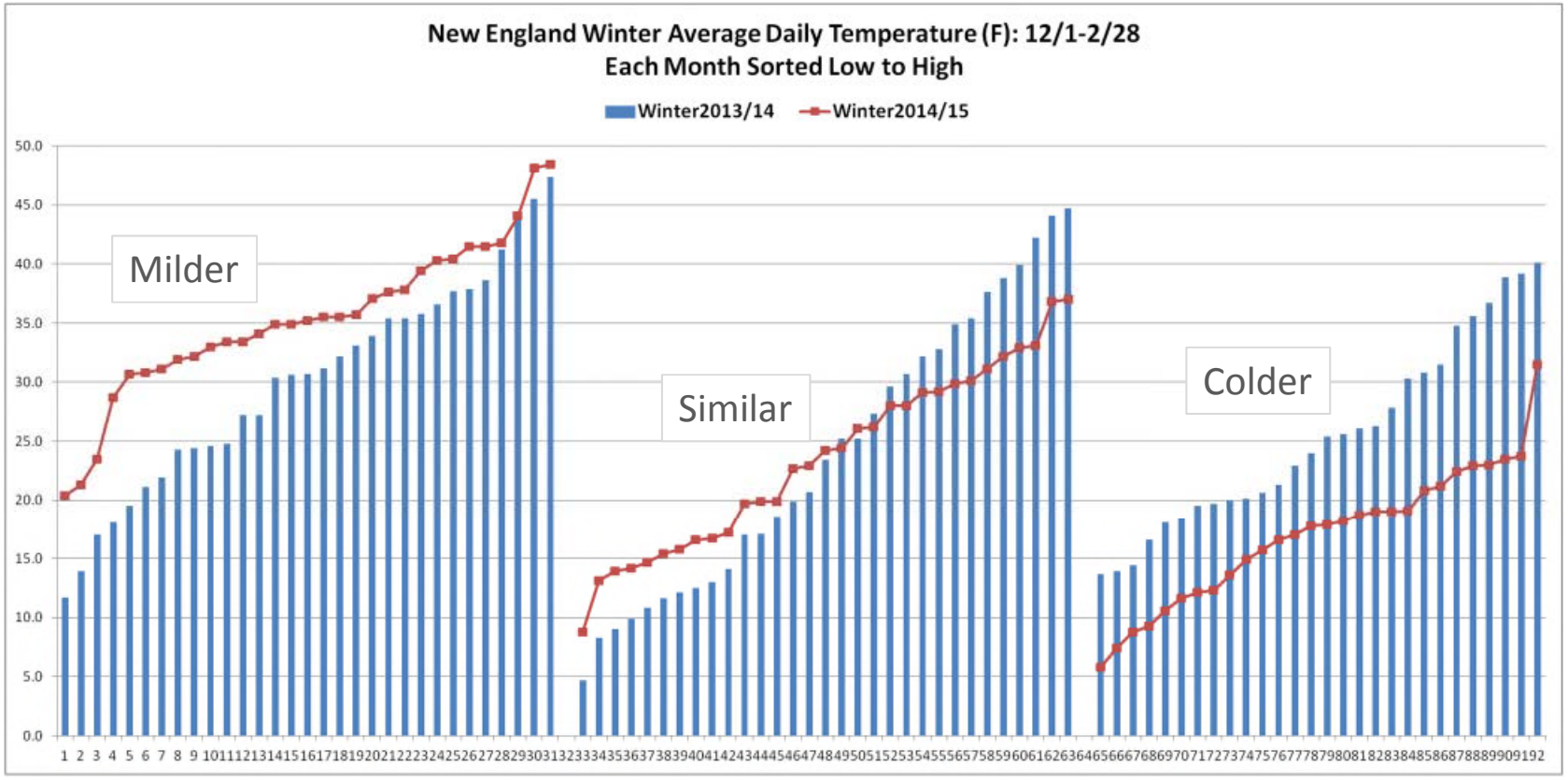

Heating Degree Days by Month

- Heating Degree Days (HDDs) apply a single value to describe how cold a day is. More HDDs mean colder temperatures.
- HDDs show milder December and colder February
- January looks comparable, but 13/14 had higher highs and lower lows and resulted in a similar average

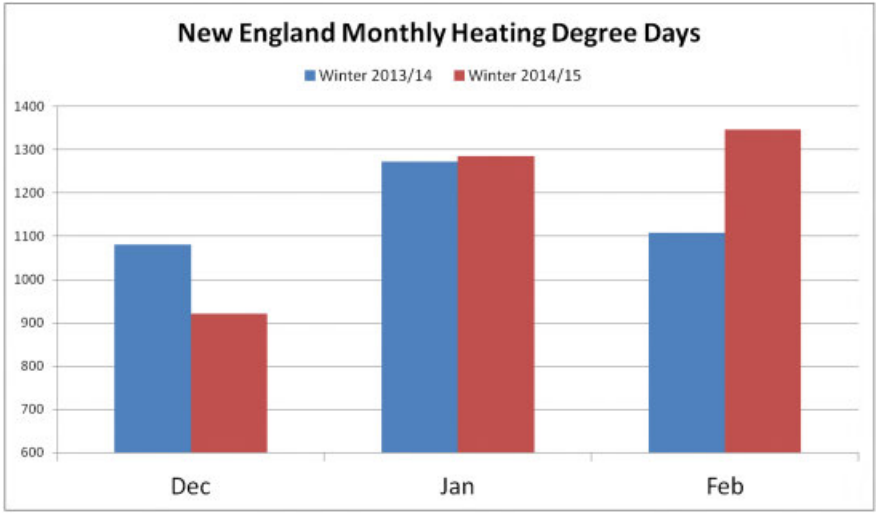

$$HDD = 65 - \left(\frac{T_{High} + T_{Low}}{2} \right)$$

WINTER READINESS

Winter Preparations

- Prior to the start of the winter of 2014/15:
  - Prior year, still in effect:
    - Advanced the Day Ahead Market Timeline to allow more time to procure gas
    - Replacement Reserve Pricing
    - Tighter criteria for FCM Reserve Shortage Events
    - Increased Coordination and Communication
    - Winter Preparedness Seminar with Designated Entities
    - Winter Reliability Program
  - For Winter 14/15:
    - Energy Market Offer Flexibility Enhancements (December 3, 2014)
    - Expanded the Winter Reliability Program to include LNG and Dual Fuel Conversions

Other Preparations for Winter – Coordination and Communication

ISO-NE stepped up communications through:

- Regular conference calls with NPCC Reliability Coordinators
  - Beginning in December and continuing through the cold weather
- Regular communications with gas pipelines
  - Routine review of gas purchases via pipeline Electronic Bulletin Boards for generators known to be committed on natural gas
  - Information Policy changes were made to improve gas-electric coordination per FERC Order 787
    - Exchange of more detailed information on both the gas and electric side proved helpful
- Winter preparedness seminars
  - ISO-NE offered both online and live training
- Fuel surveys
  - Initially monthly; became more frequent at different points in the winter

2014/15 WINTER OPERATIONS

Winter Operations Summary

- The New England Power Grid operated well throughout the winter
- Close coordination with generators and gas pipeline operators helped operate the grid reliably during really cold days
- Increased LNG injections were very helpful in maintaining grid reliability
- The Winter Reliability Program, was instrumental in augmenting the fuel security of the region, primarily by boosting oil inventory in the region
- Cold weather in February depleted fuel supplies after mild December kept oil tanks fuller than last season
- Some problems late in the season with fuel barges getting through the ice and weather to dock and unload cargoes

Monthly Oil Inventory

- More oil as we entered into February 2015 than in 2014
- Significantly more oil depleted during February 2015

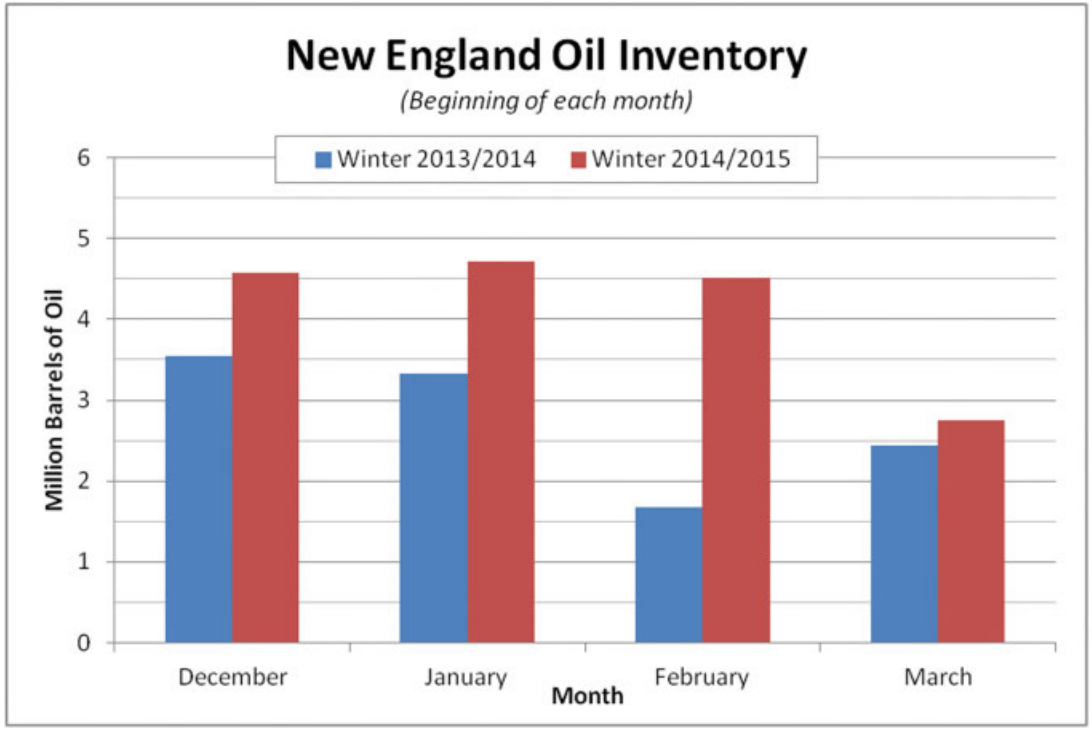

March Oil Inventory Surveys

- End of 2015 winter oil inventories – Less than 3 days at Most Facilities

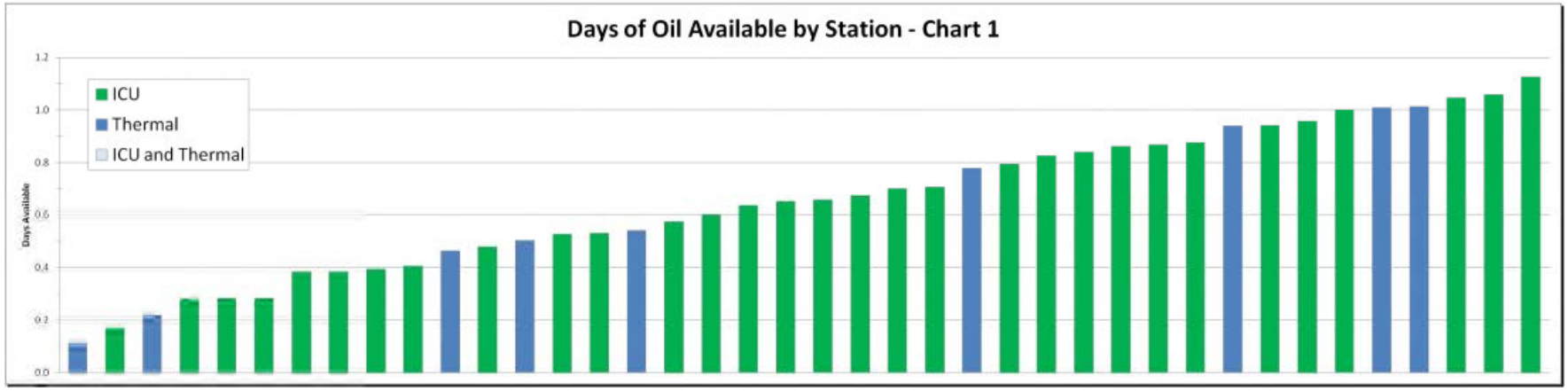

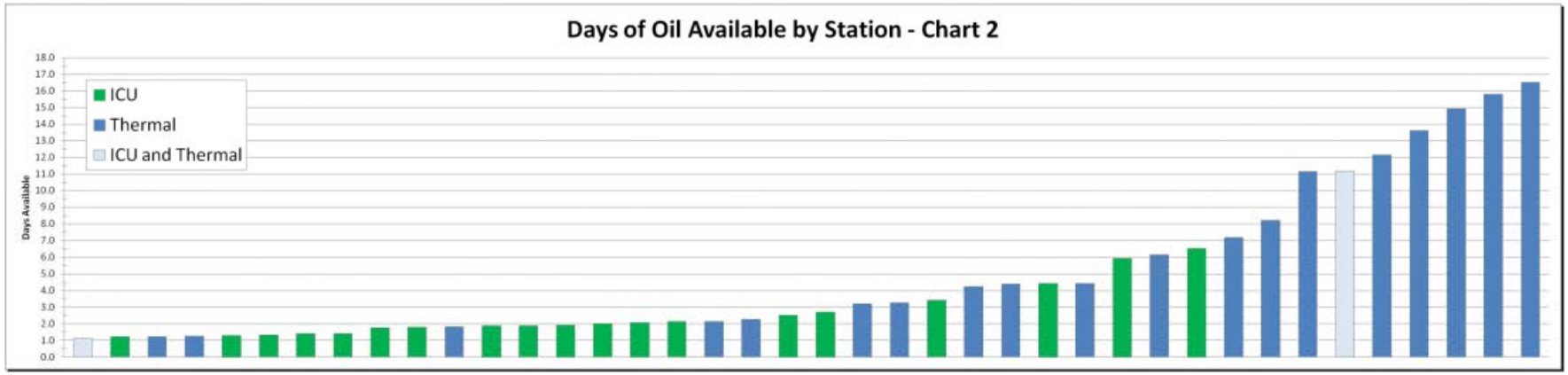

On-Site Oil and Electricity Output Depletion Based on Fuel Survey Responses

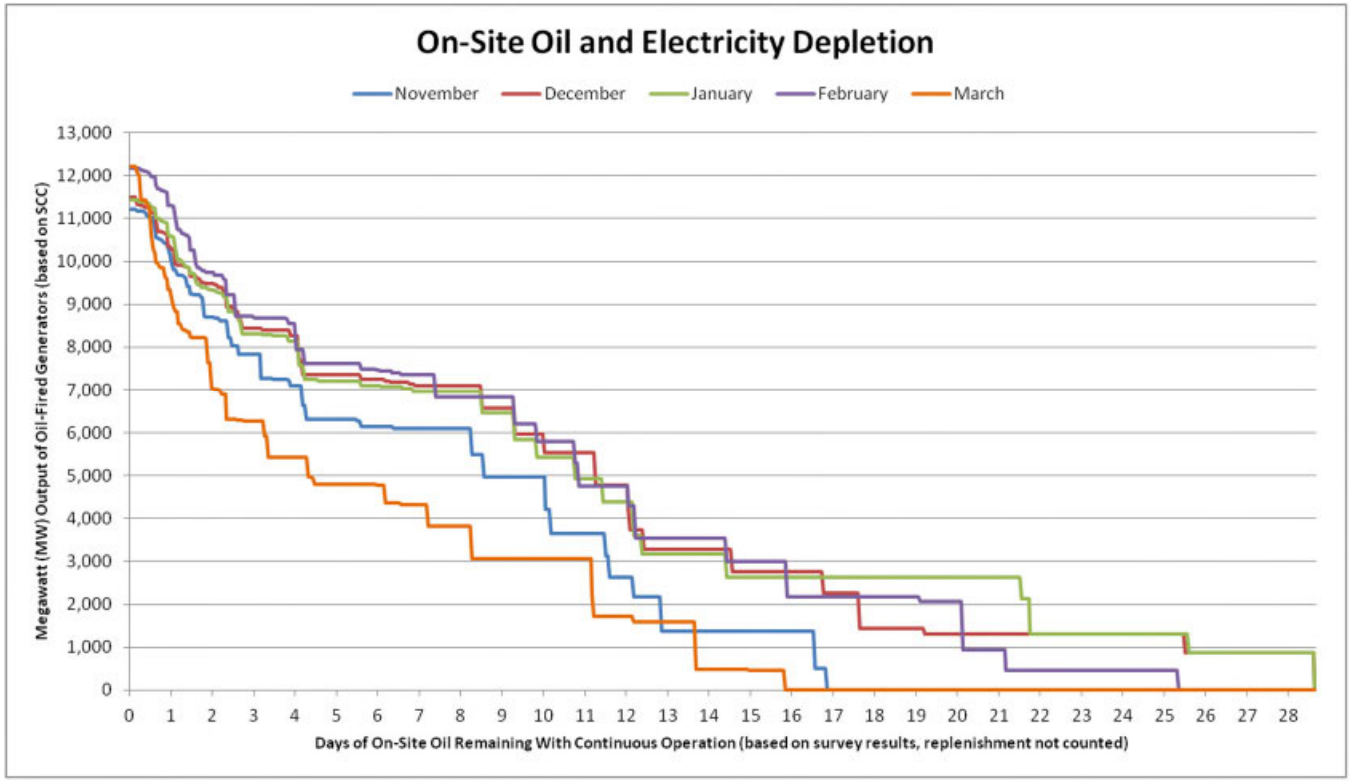

Upper Left

- **Maximum Inventory**

Lower Right

- **Inventory depletion**

Pipelines Continue to be Primarily For Non-Power Use

- The natural gas pipeline infrastructure was built to primarily supply firm customers
- Peak overall natural gas demand requires large volumes from the east (including LNG) to supplement constrained supply from the West
- Majority of the pipeline capacity is for Local Gas Distribution Companies

Pipelines Primarily For Non-Power Use

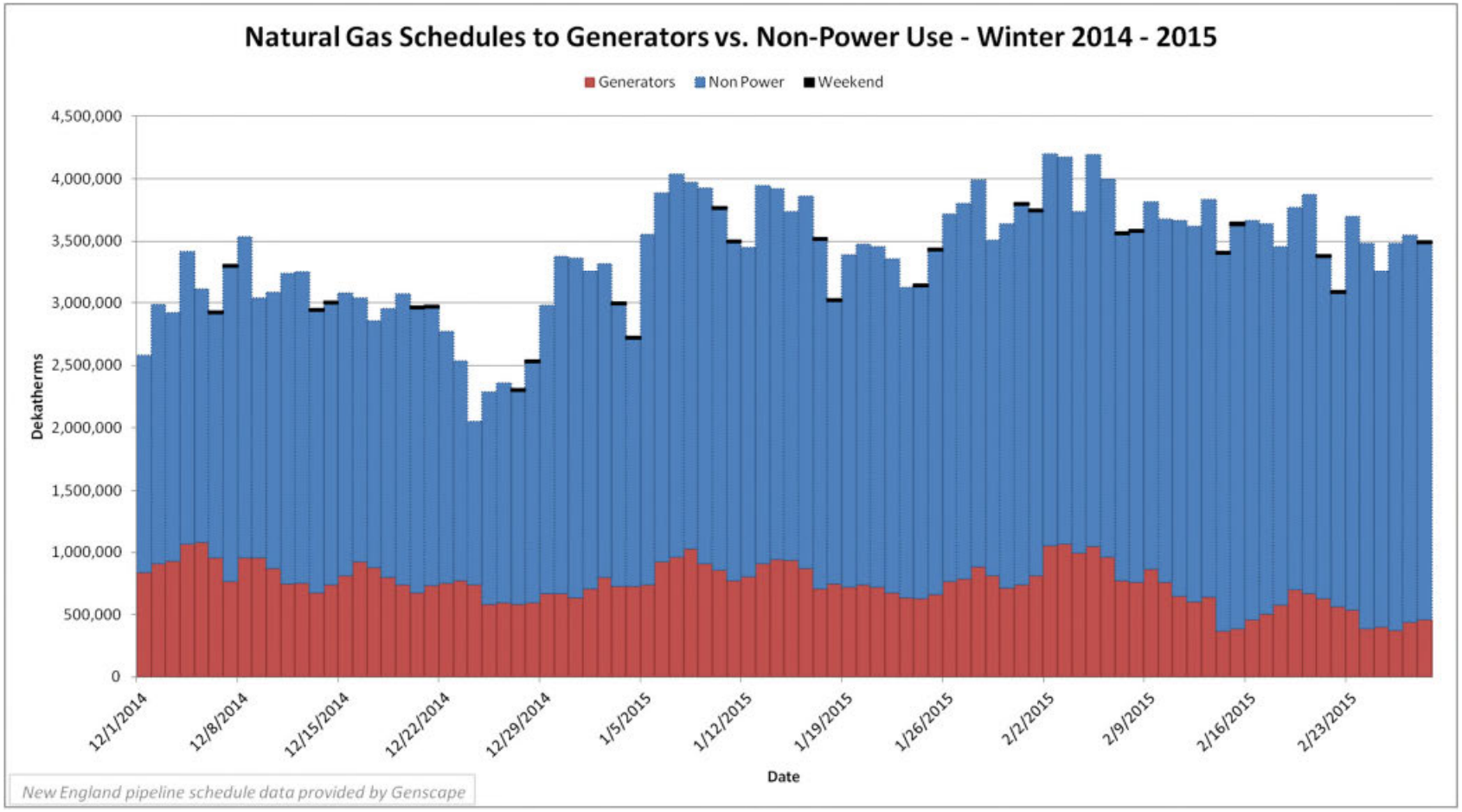

Pipelines Primarily For Non-Power Use; LNG Essential for Power Use

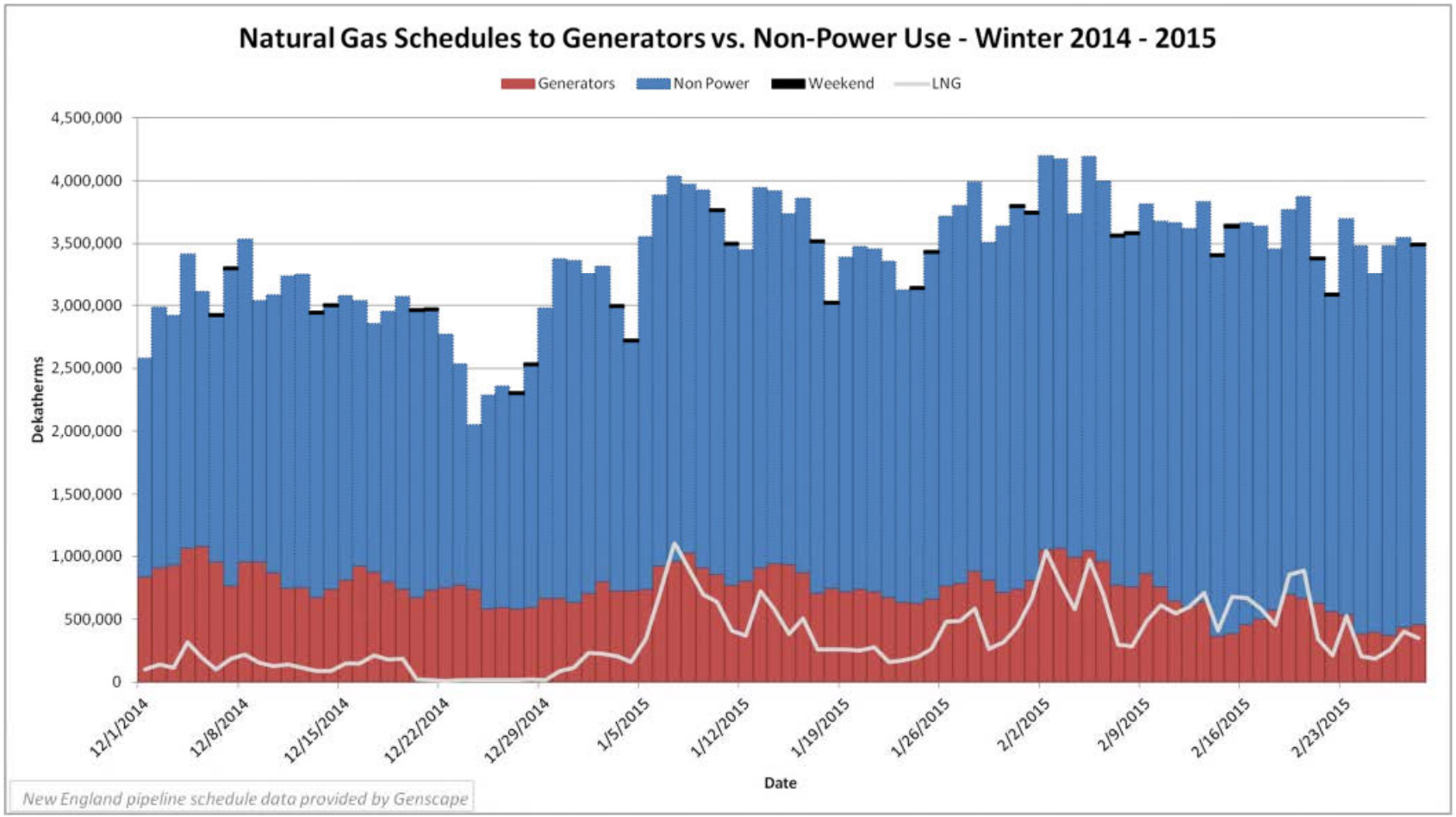

Natural Gas Demand On The Rise

- Multiple days of record breaking single-day natural gas demand this year
- Continuing trend of rising average natural gas demand across all users

Pipeline Utilization: Highest Natural Gas Supply Days

All values shown as MMBTU scheduled

Pipeline	Location	Oper Capacity	**2/5/2015**	**2/2/2015**	**2/3/2015**	**1/7/2015**	**2/6/2015**	**1/28/2015**
Algonquin	Stony Point	**1,583,000**	1,522,000	1,494,000	1,517,000	1,343,000	1,486,000	1,518,000
Tennessee	Station 245	**1,083,300**	1,055,954	1,031,956	1,052,473	1,057,514	1,024,318	1,054,023
Iroquois	Waddington**	**1,150,000**	1,159,707	1,057,020	1,149,931	1,004,092	1,239,817	1,164,471
M&N	Baileyville *(includes Canaport)*	**850,000**	736,059	845,683	713,731	798,047	515,402	660,090
PNGTS	E. Hereford	**168,000**	259,335	238,141	259,334	217,377	259,206	259,322
	Total	***4,834,300***	***4,733,055***	***4,666,800***	***4,692,469***	***4,420,030***	***4,524,743***	***4,655,906***
AGT/TGP	Distrigas	**457,180**	*252,676*	*94,239*	*132,333*	*306,422*	*163,907*	*196,791*
Algonquin	Northeast Gateway	**400,000**	*141,187*	*322,871*	*149,320*	*199,819*	*166,343*	*0*
	Total	***5,691,480***	***5,126,918***	***5,083,910***	***4,974,122***	***4,926,271***	***4,854,993***	***4,852,697***

***** Not all gas is consumed in ISO-NE's footprint, especially Capacity at Iroquois***

Rising Natural Gas Demand in New England

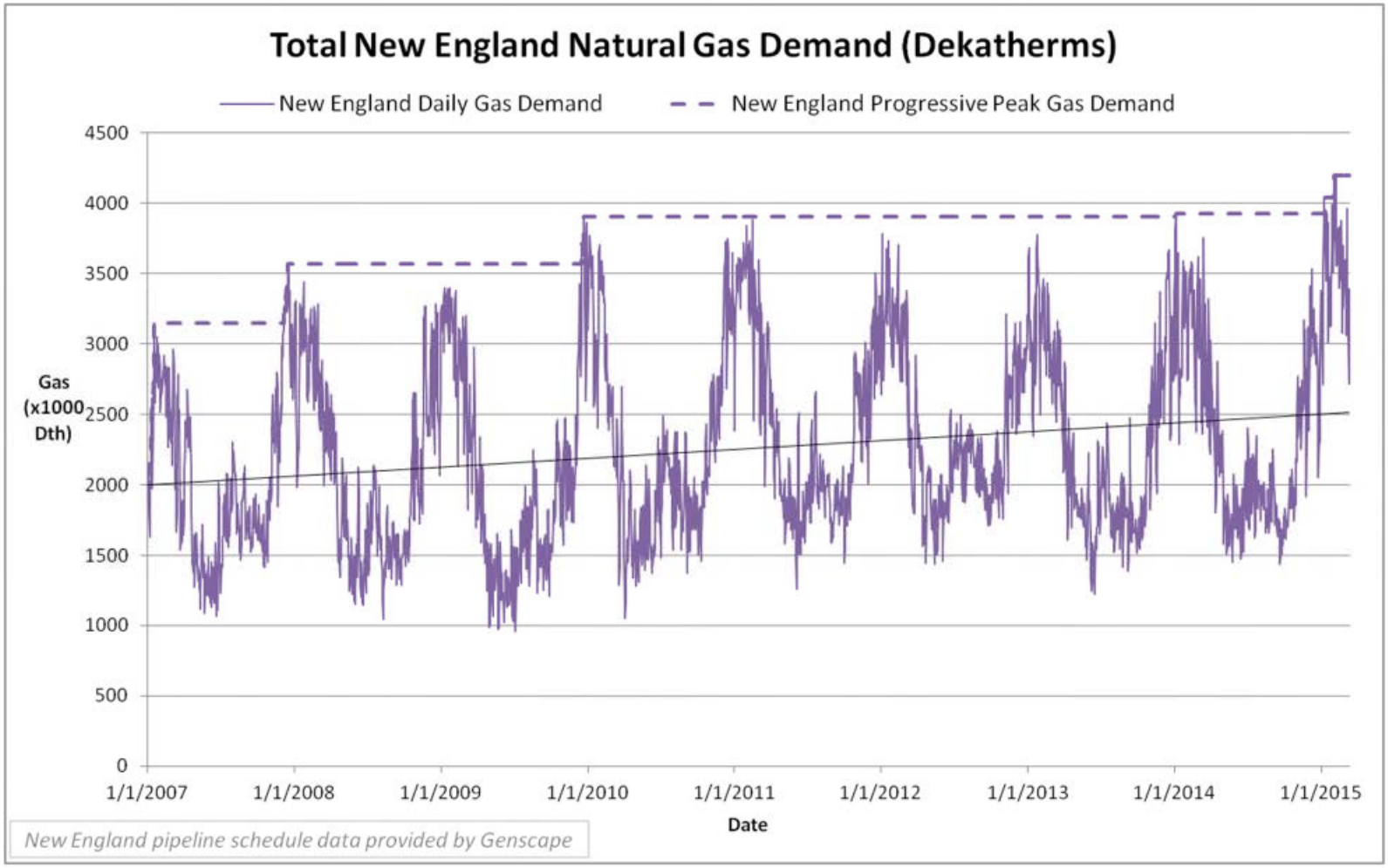

Oil More Economic Than Natural Gas, Especially During February 2015

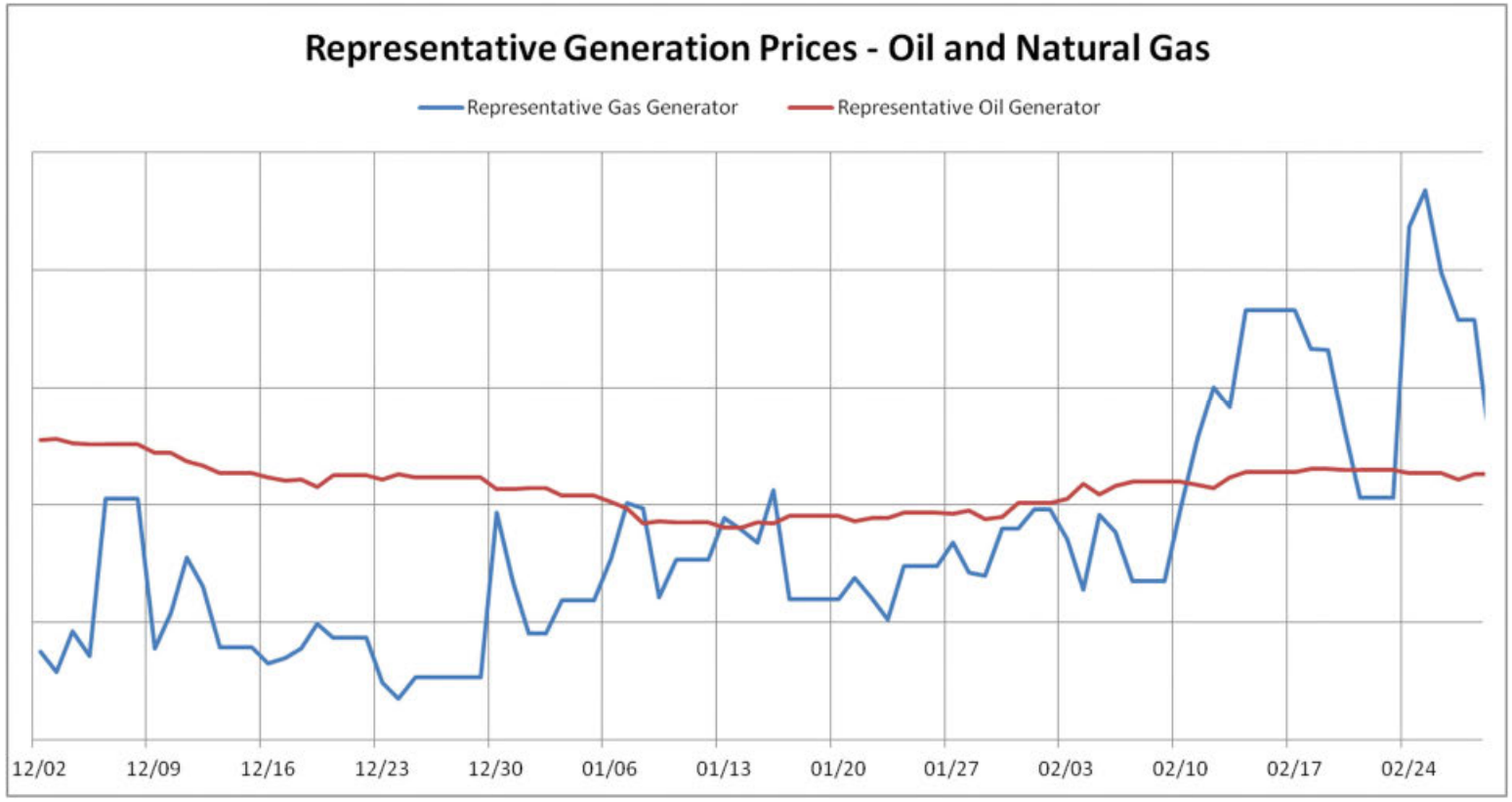

Colder Temps – Oil and Coal In Rate
Daily Energy Contribution From All Fuel Categories

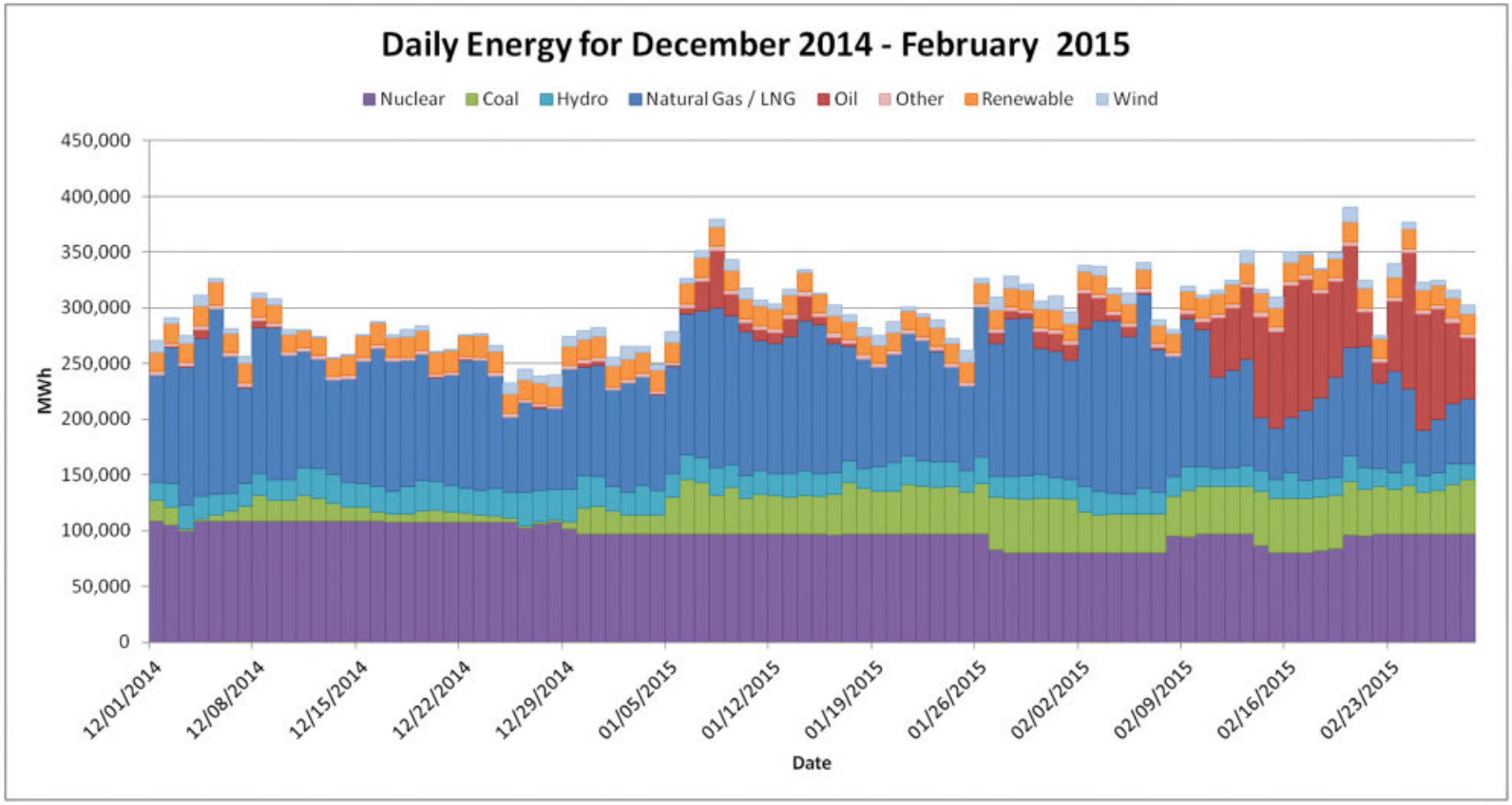

Colder Temps – Oil and Coal In Rate
Energy Contribution from Gas, Oil, and Coal

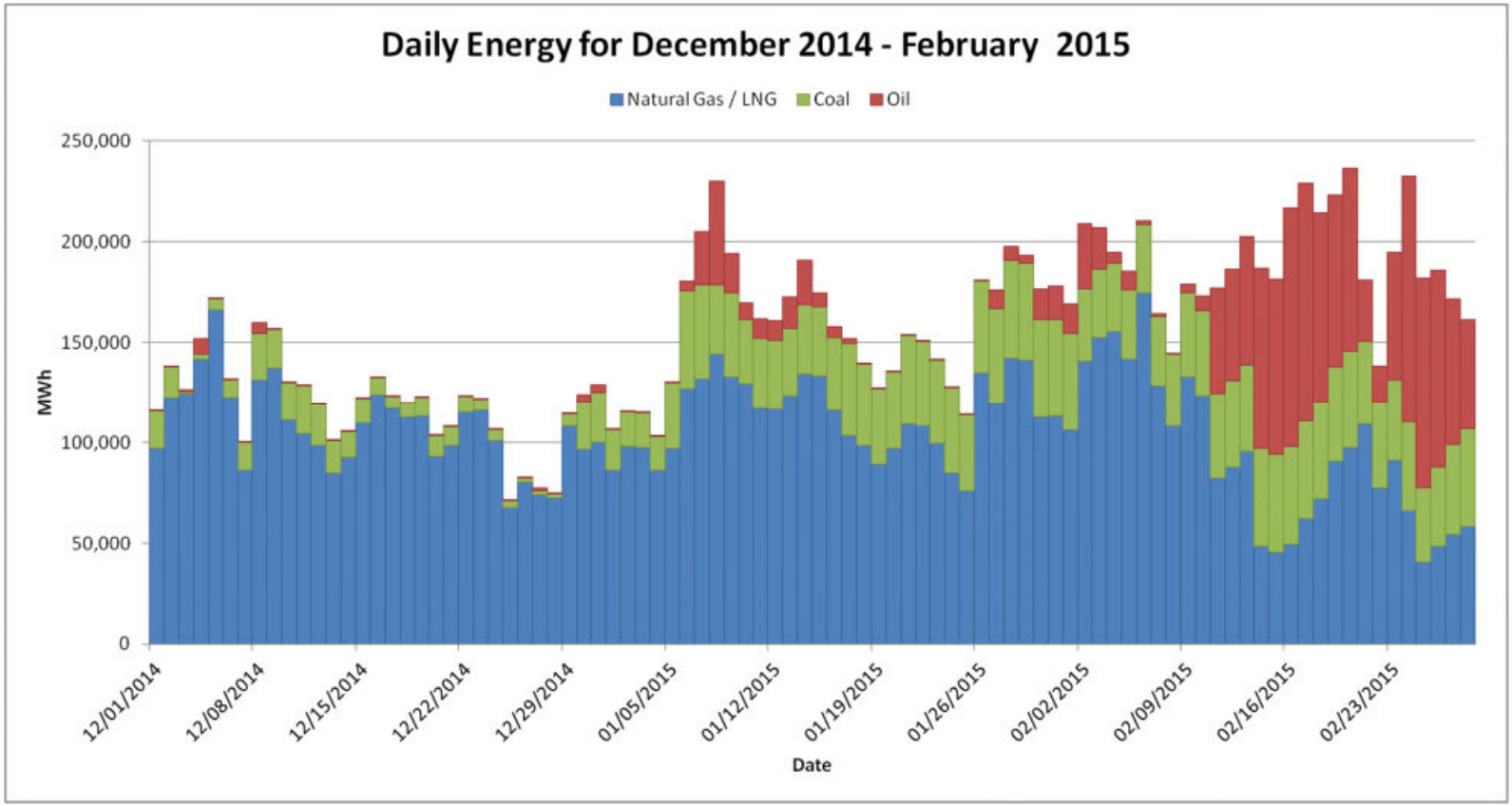

Significant Increase in LNG This Year

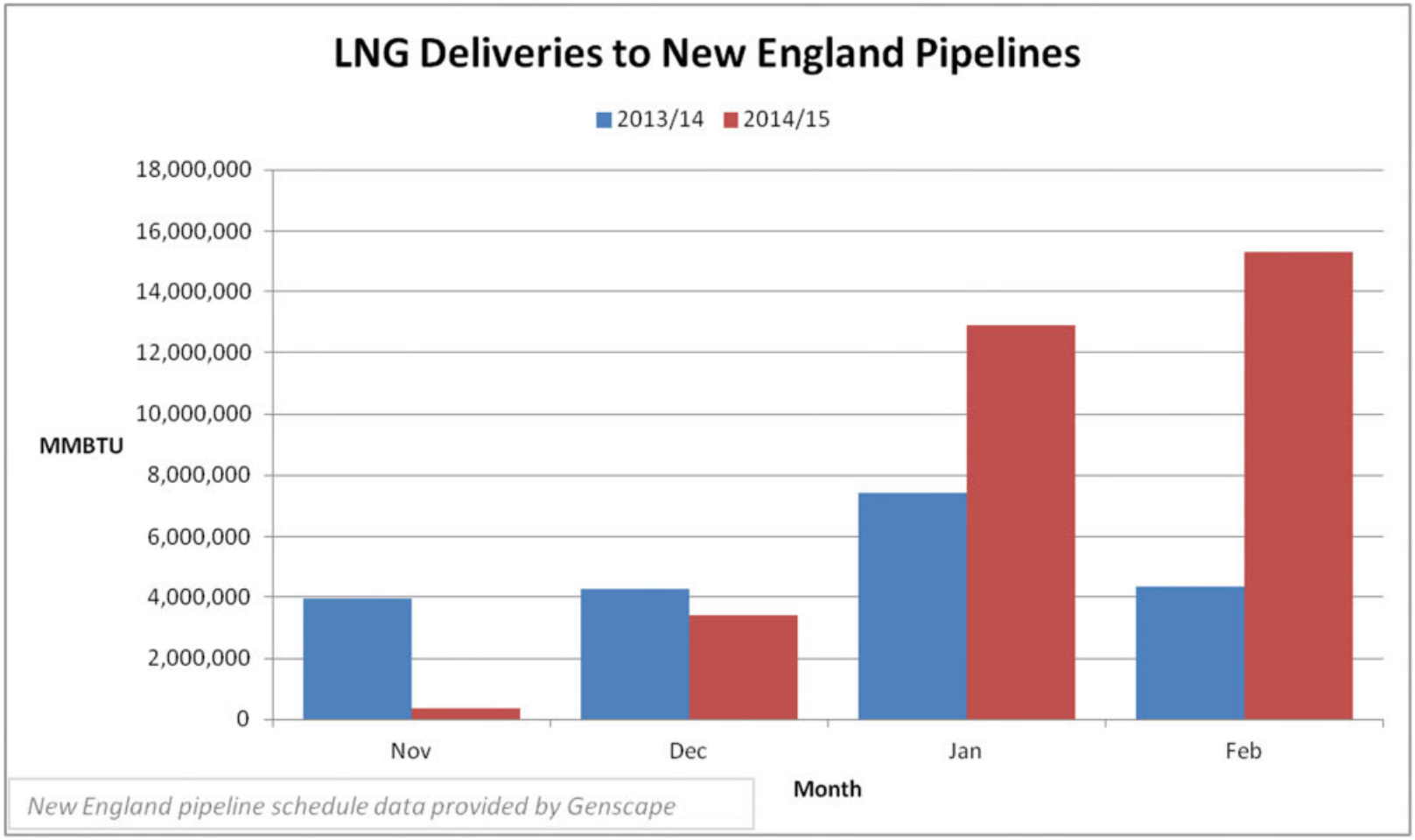

Observations from Winter Operations

LNG into New England Pipelines (shown in MMBTU scheduled)

	December 2013 - February 2014			
	DECEMBER	JANUARY	FEBRUARY	TOTAL FACILITY
Distrigas	1,013,199	815,439	932,475	**2,761,113**
Canaport	3,237,722	6,609,209	3,419,294	**13,266,225**
Northeast Gateway	-	-	-	**-**
TOTAL/MONTH	**4,250,921**	**7,424,648**	**4,351,769**	**16,027,338**

	December 2014 - February 2015			
	DECEMBER	JANUARY	FEBRUARY	TOTAL FACILITY
Distrigas	707,137	5,634,040	4,450,831	**10,792,008**
Canaport	2,681,902	6,177,325	9,270,340	**18,129,567**
Northeast Gateway	-	1,070,443	1,605,378	**2,675,821**
TOTAL/MONTH	**3,389,039**	**12,881,808**	**15,326,549**	**31,597,396**

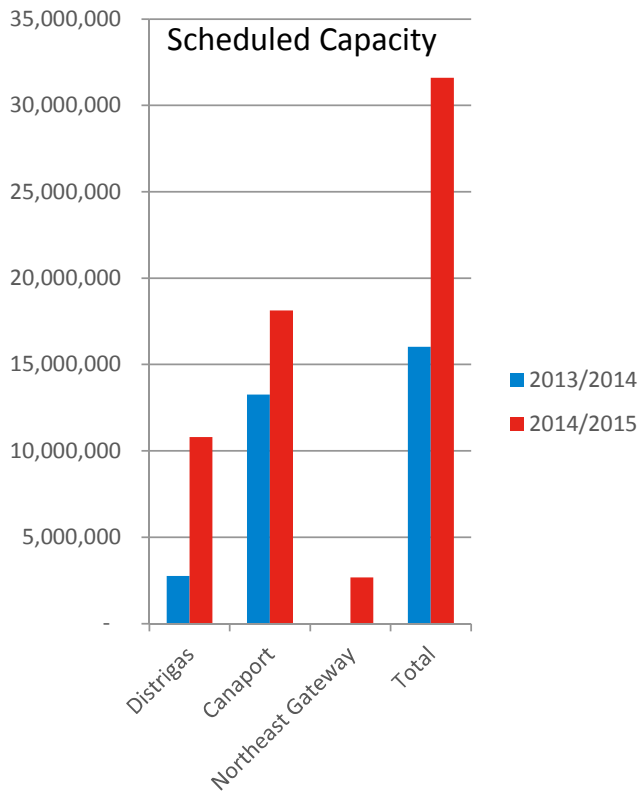

Source: Genscape

Global LNG Prices



Oil Prices Fell Dramatically this Winter
End of day Commodity Futures Price Quotes for Crude Oil WTI (NYMEX)

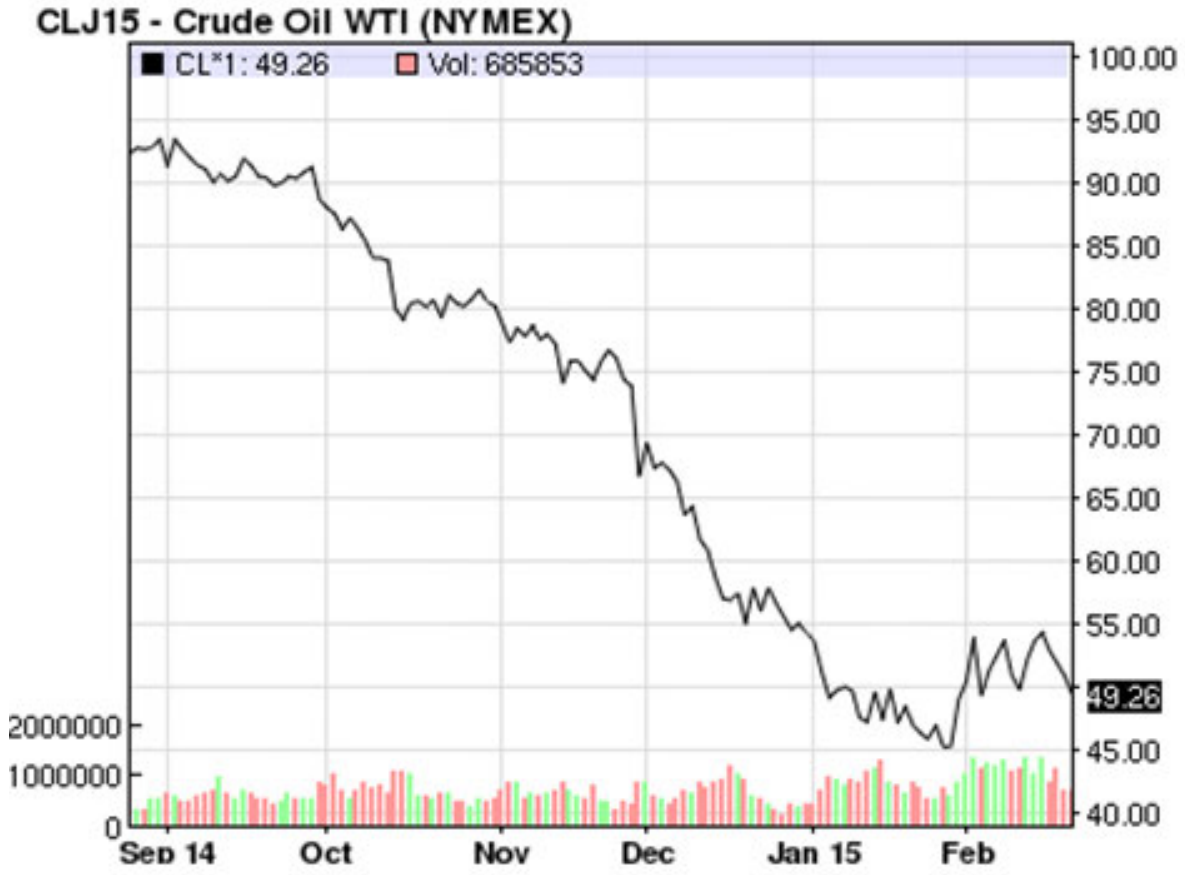

Source: Nasdaq

Marginal Fuel This Winter

- Natural gas is the predominant marginal fuel
- Oil was on the margin 15.7% of the time
- All hours for Winter 2014/15

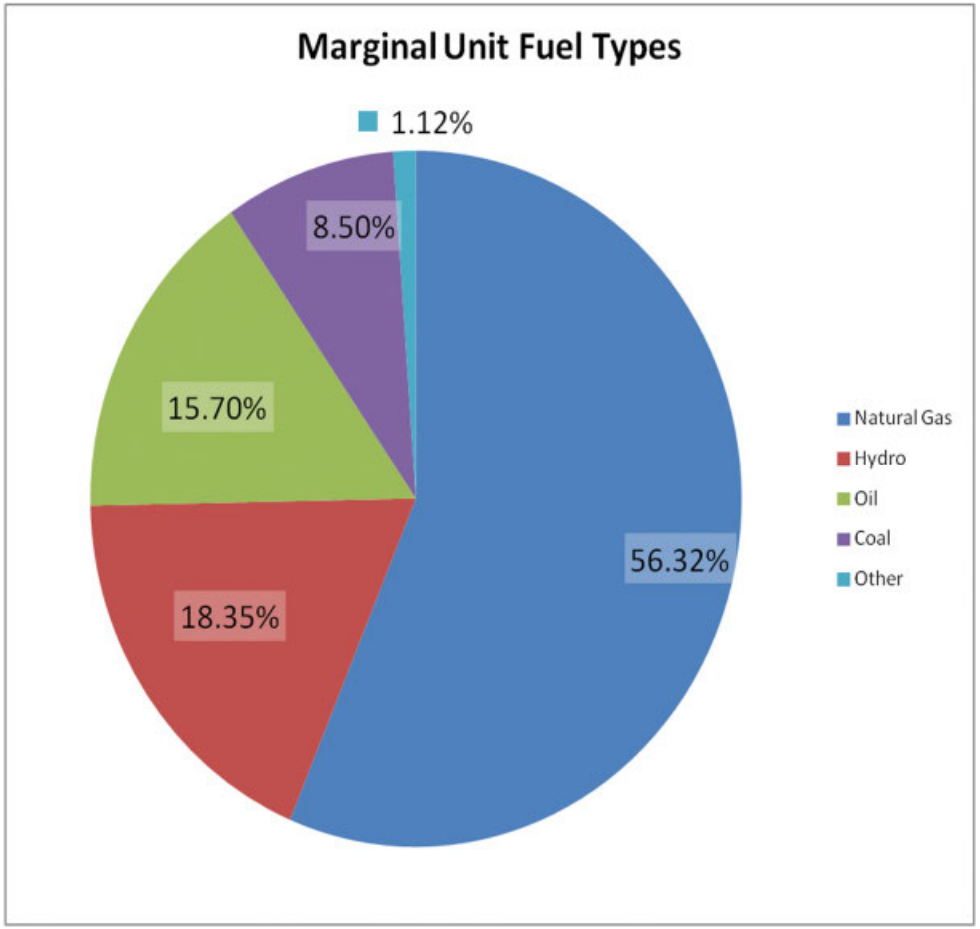

Fleet Performance Overall Better Than Last Winter

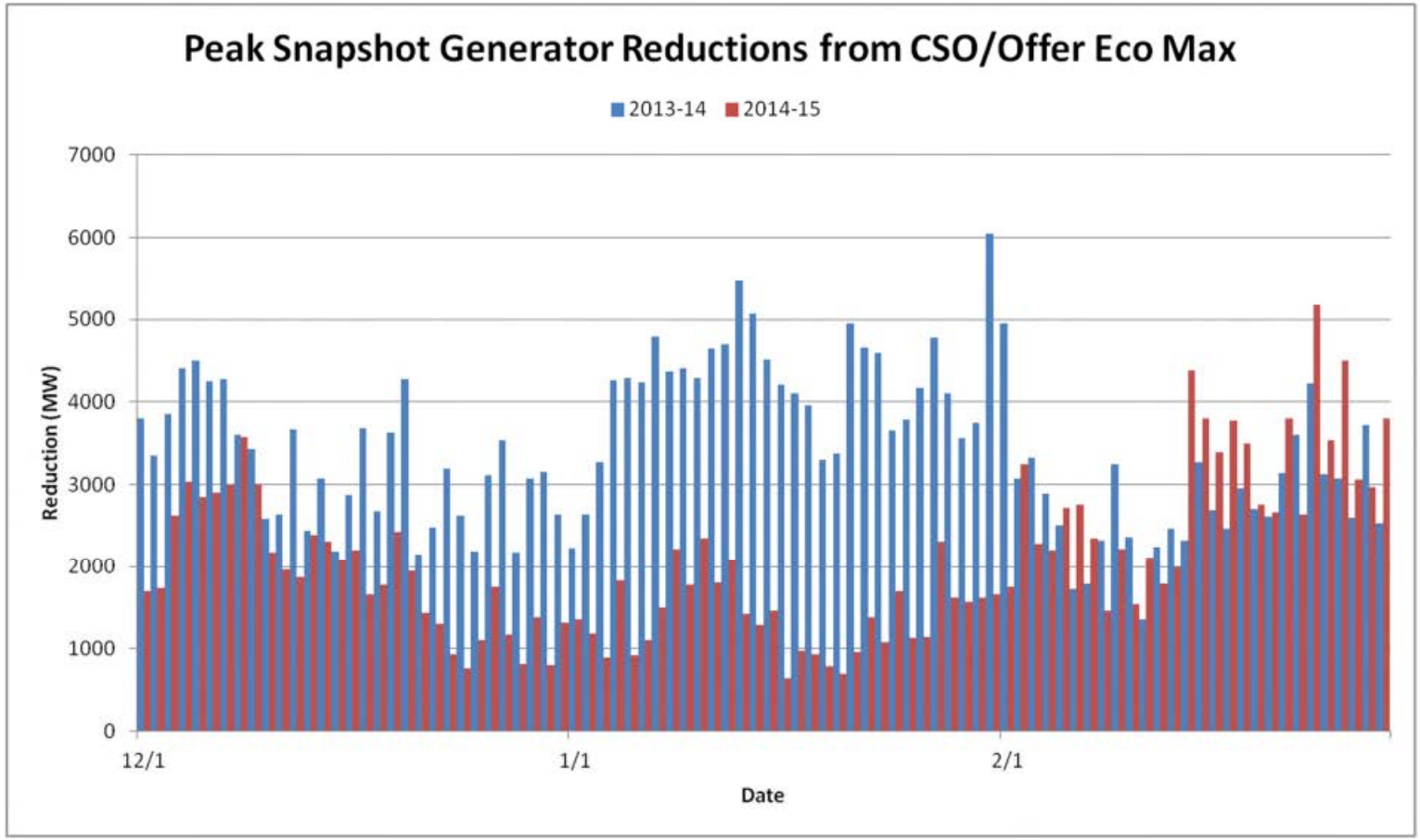

PRICES DURING 2014/15 WINTER

Energy Pricing

- Fuel prices lower in 2014/15 than in 2013/14
  - Gas Prices down 46%
  - Oil Prices down 50%
- LMPs down 44%
  - DA and RT LMPs were closer, on average, than during previous two winters
  - Energy Market down 45% due to lower LMPs

Energy Pricing

- NCPC totaled $34.9M
  - Down 68% from previous winter ($109.7M) and down 54% from winter of 2012/13 ($76.1M)

Winter Gas Prices

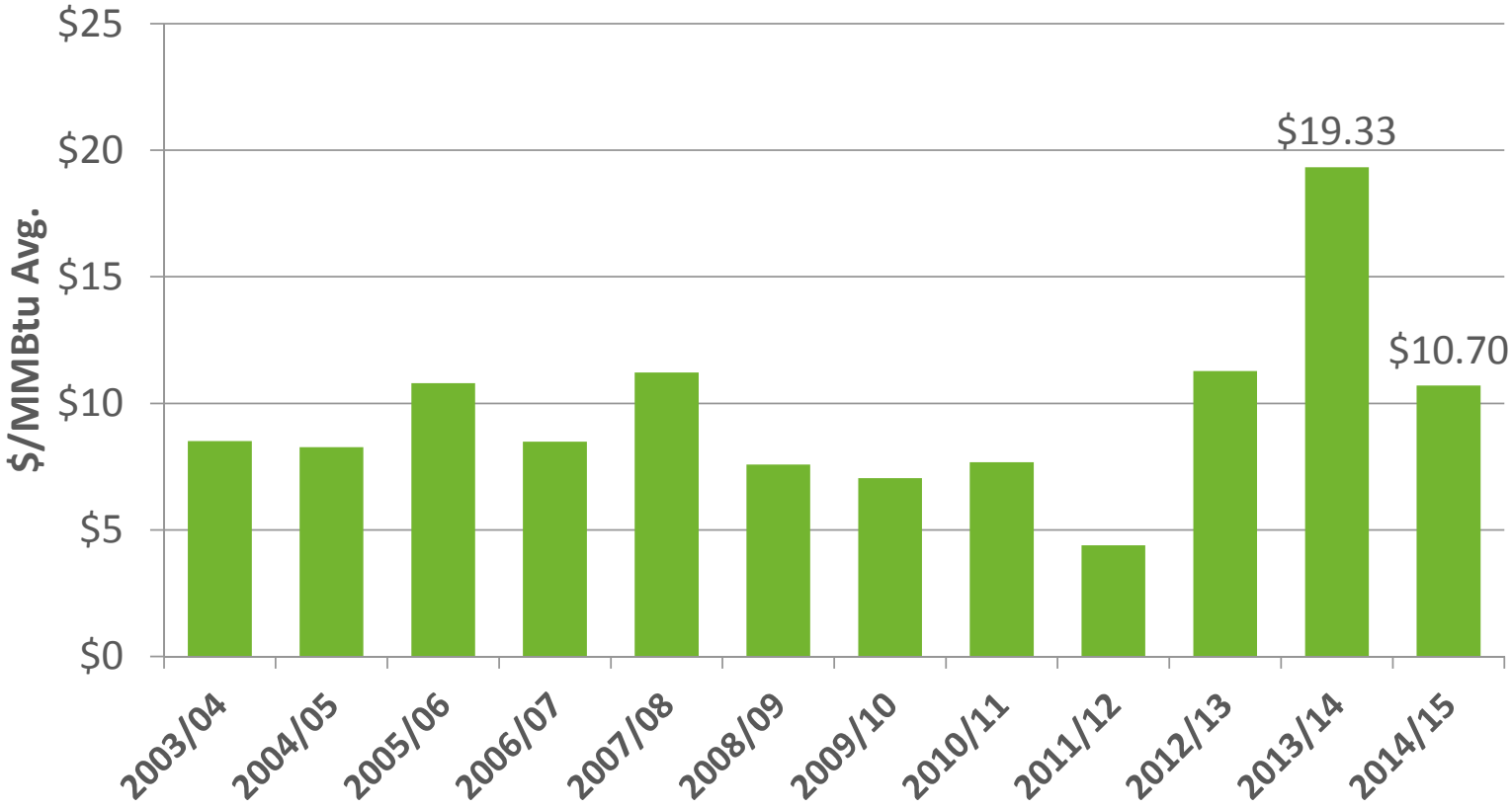

* Algonquin Citygate price, December – February average

Monthly Average Fuel Price and RT Hub LMP

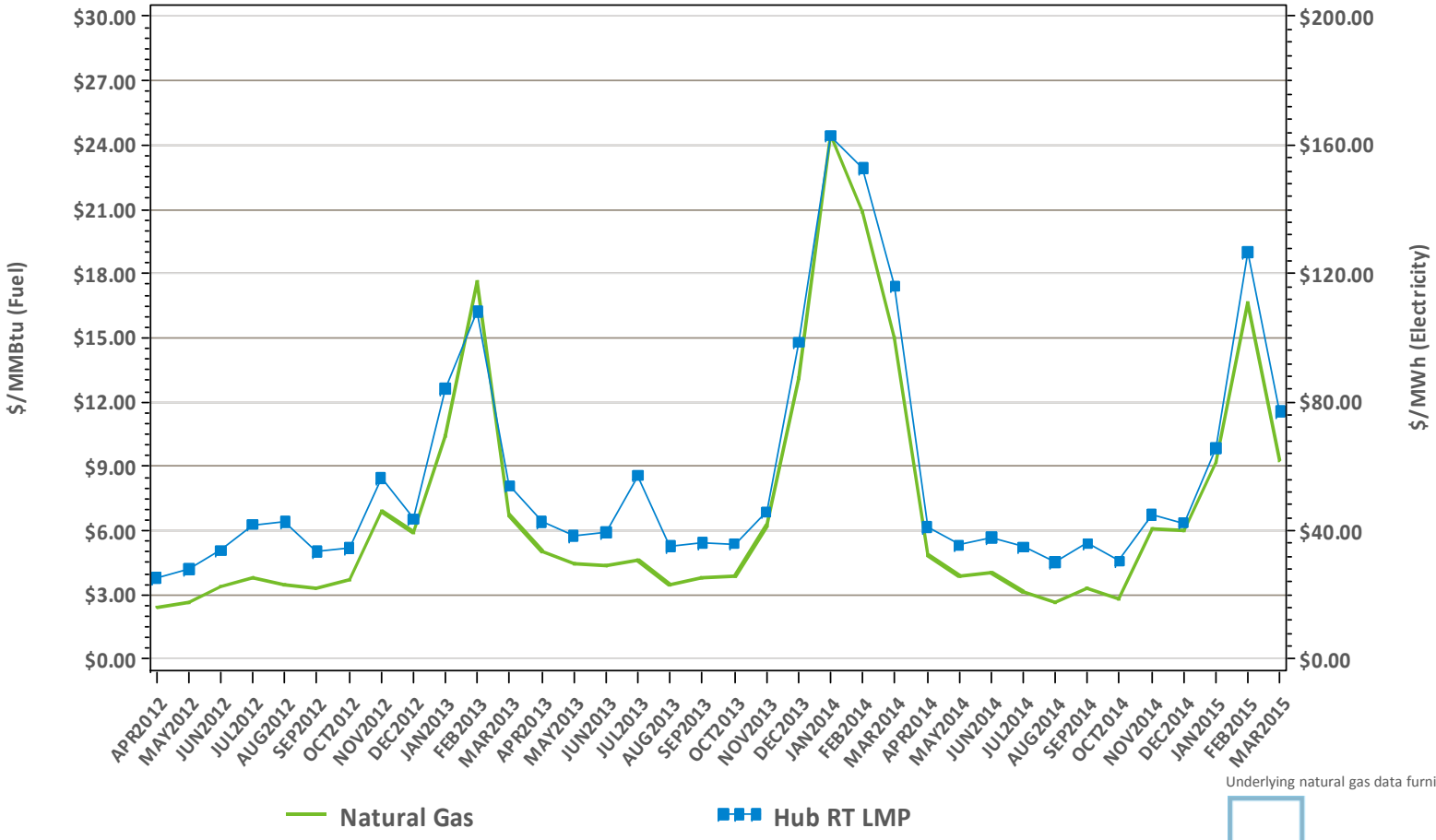

Underlying natural gas data furnished by:

ICE Global markets in clear view

Comparison of 2013/14 and 2014/15 Winter Prices: DA vs. RT LMPs ($/MWh)

Arithmetic Average

Dec'13-Feb'14	Hub	NEMA	CT	ME	NH	VT	RI	SEMA	WCMA
Day-Ahead	$138.71	$139.98	$135.52	$133.33	$138.18	$136.40	$140.03	$140.07	$138.72
Real-Time	$137.59	$138.52	$135.99	$125.43	$132.13	$133.65	$137.87	$138.21	$137.36
RT Delta %	-0.8%	-1.0%	0.3%	-5.9%	-4.4%	-2.0%	-1.5%	-1.3%	-1.0%
Dec'14-Feb'15	**Hub**	**NEMA**	**CT**	**ME**	**NH**	**VT**	**RI**	**SEMA**	**WCMA**
Day-Ahead	$77.51	$77.88	$76.33	$73.80	$76.33	$76.61	$77.78	$77.89	$77.54
Real-Time	$76.64	$77.52	$75.34	$71.76	$74.31	$74.89	$76.86	$77.22	$76.47
RT Delta %	-1.1%	-0.5%	-1.3%	-2.8%	-2.6%	-2.2%	-1.2%	-0.9%	-1.4%
Annual Diff.	**Hub**	**NEMA**	**CT**	**ME**	**NH**	**VT**	**RI**	**SEMA**	**WCMA**
Yr over Yr DA	-44.1%	-44.4%	-43.7%	-44.6%	-44.8%	-43.8%	-44.5%	-44.4%	-44.1%
Yr over Yr RT	-44.3%	-44.0%	-44.6%	-42.8%	-43.8%	-44.0%	-44.3%	-44.1%	-44.3%

Winter Wholesale Prices

- 30% of average daily real-time prices were above $100/MWh, down from 64% last winter
- Average daily real-time prices did not exceed $250 this winter
- Energy market costs were $2.77B this winter, down from $5.05B last winter

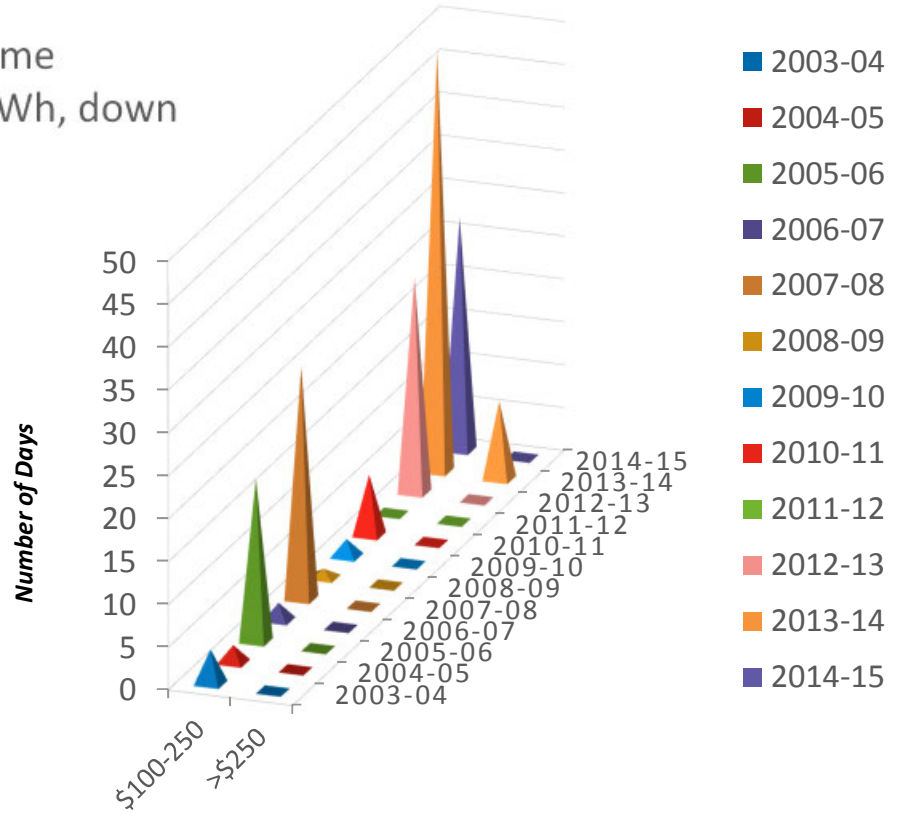

Daily Average Locational Marginal Prices

Uplift Payments to Participants Decreased

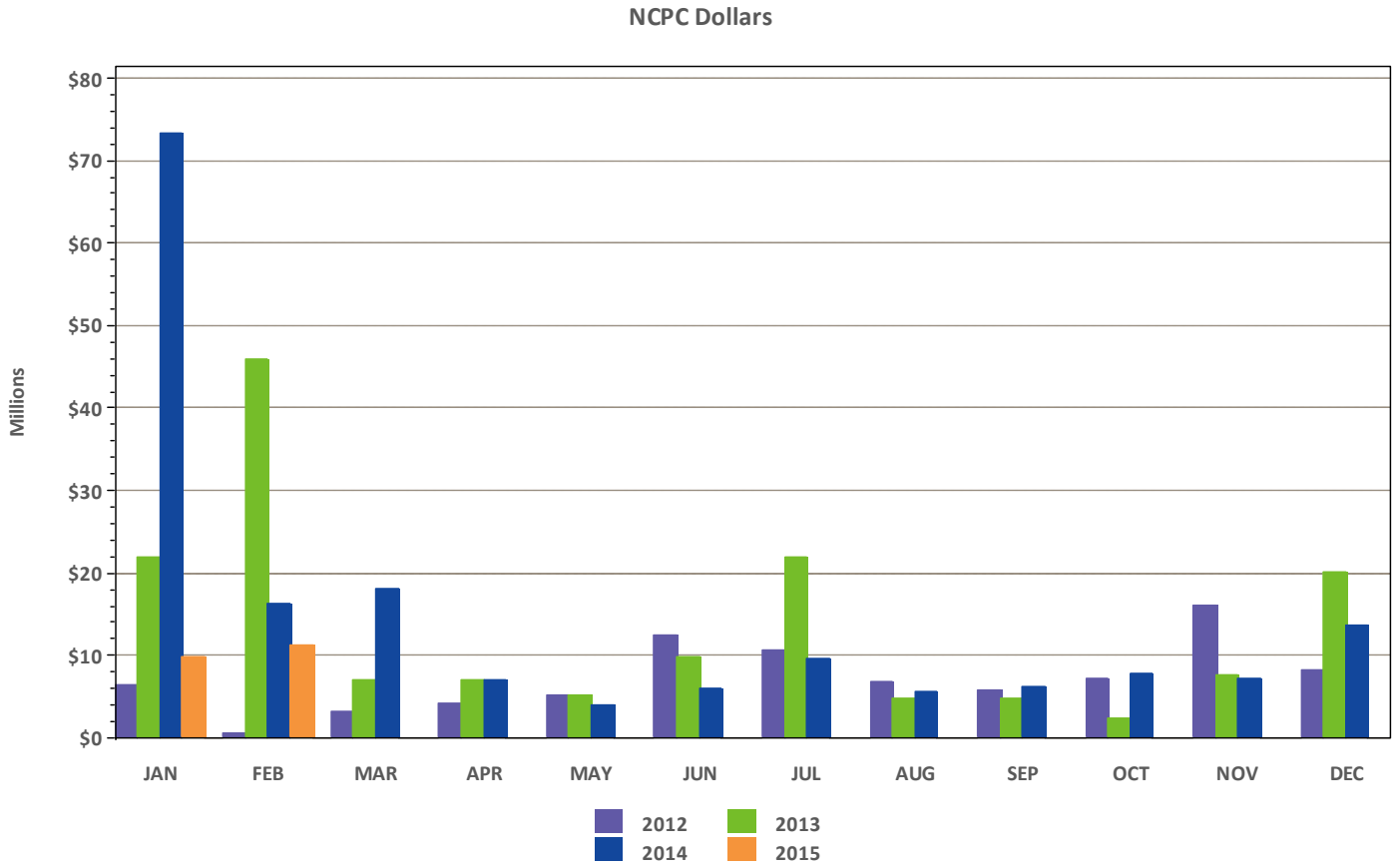

Uplift Payments to Participants Decreased

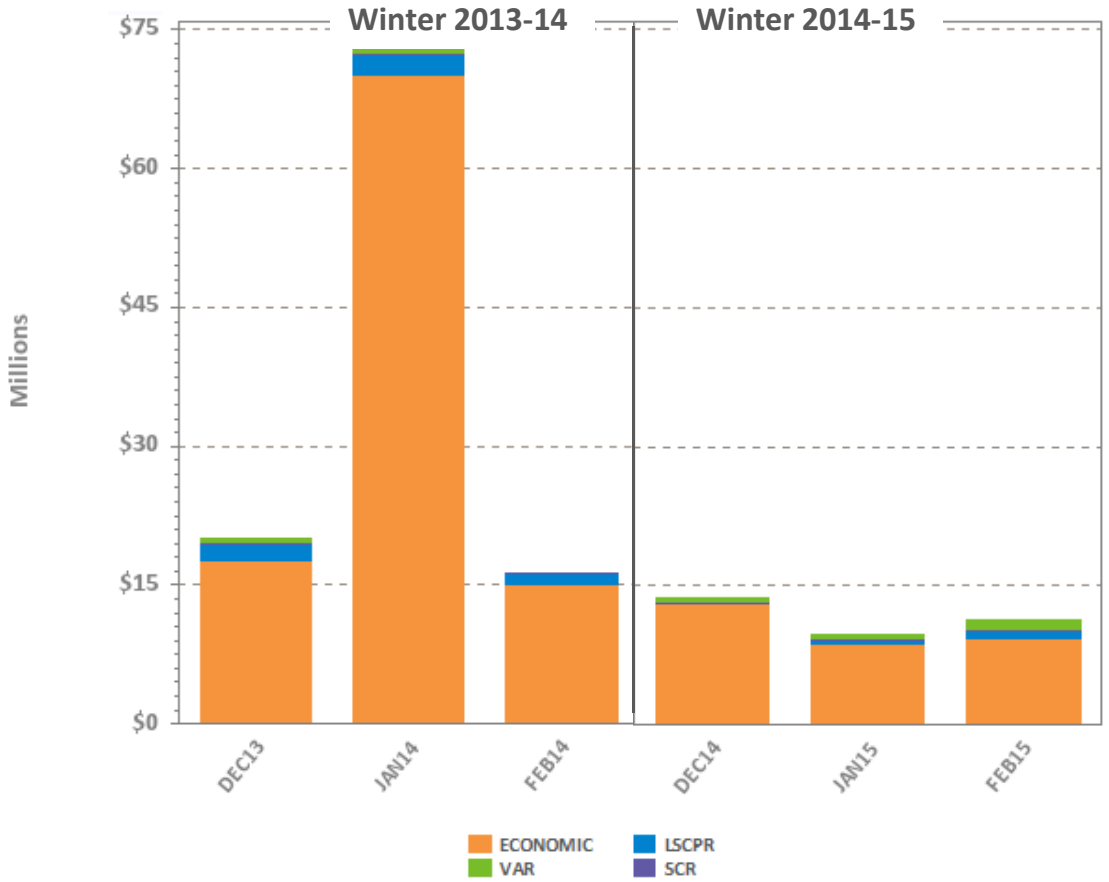

Net Change in Import Supply Between DA and RT at Peak Hour on Coldest Days, Winter 2014-15

- Increased coordination between neighboring areas in preparation for winter led to fewer curtailments between Day Ahead imports and Real Time imports

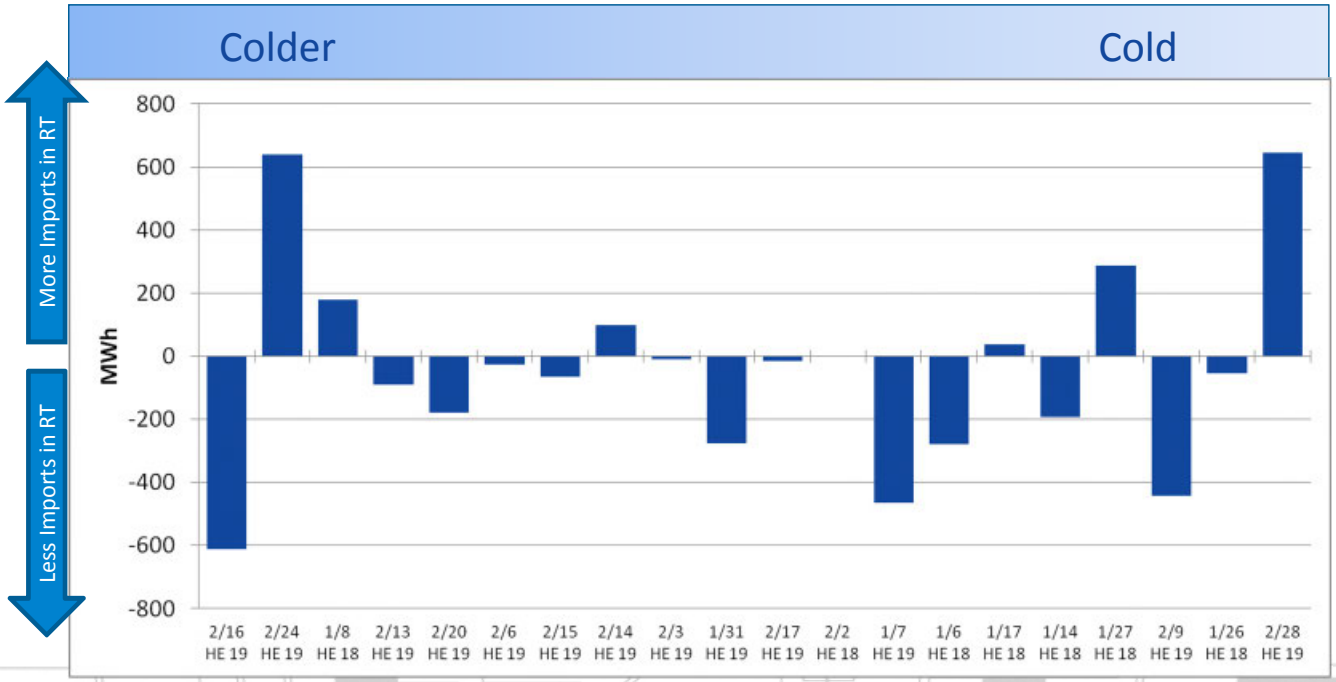

Winter Operations Report Conclusion

- While operations this winter was relatively uneventful, challenges remain for future winters with fuel security and additional retirements
- Increased usage of oil and coal units, with additional retirements or colder weather, could limit generator output due to environmental limits
- The ISO will continue to work with stakeholders on addressing the transition winters between now and 2017/18, when the Pay-For-Performance design takes effect

New England power system performed well through winter 2014/2015

Tuesday, April 7, 2015 at 10:30AM
ISO New England in Industry News & Developments, Inside ISO New England, energy efficiency, new england states, peak demand, system operations, wholesale prices

Now that the winter of 2014/2015 is one for the history books, this much we know is certain: no two New England winters are alike. A confluence of regional and global factors, advance planning and preparations, and delayed cold weather during winter 2014/2015 helped alleviate the operational issues and record-high prices seen during the previous winter.

The primary factors that helped ensure power system reliability in New England and keep price volatility in check, include:

- The 2014/2015 Winter Reliability Program provided incentives to generators to have oil inventory stored on site, or to have a contract for LNG deliveries to supplement pipeline gas supplies before the start of winter.
- December was mild, and the coldest winter weather didn't arrive until February, when days were longer and electricity consumption was lower.
- More liquefied natural gas (LNG) supplies were drawn to New England from world LNG markets, because of the region's high natural gas prices during the previous winter and high forward prices for delivery during winter 2014/2015.
- Global oil prices dropped dramatically during 2014, making oil-fired generation often more economic to run than natural-gas-fired generation and dampening both gas and electricity price volatility.
- Energy-efficiency measures helped reduce total power consumption and peak demand.

As a result, New England's generating resources and high-voltage power grid performed well throughout December, January, and February. Nevertheless, natural gas pipeline constraints continue to affect grid operations, wholesale energy costs, and the resource mix used to meet demand during the winter months.

2014/2015 winter weather

Weather is one of the biggest drivers of peak demand and overall power usage: milder temperatures translate into lower demand, and extreme temperatures push up demand. While the region experienced fairly moderate weather during December 2014, temperatures dropped in January and became downright arctic in February. With an average monthly temperature of 16.9° F in New England, February 2015 was the *coldest month on record*, based on ISO New England

historical statistics, which date back to 1960.

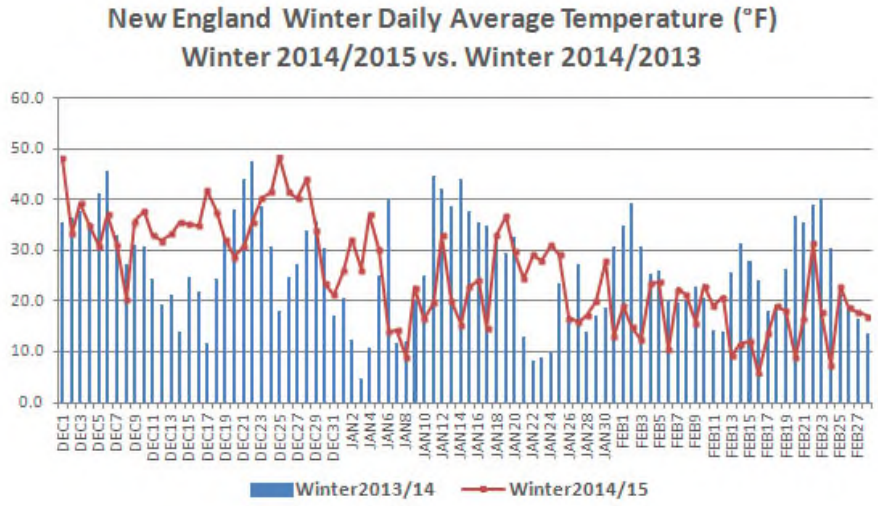

February 2015 set another record as the cold temperatures pushed up total energy usage higher than any other February. Yet, when considering the weather and temperatures were mild in December and average for January, peak demand and total winter electricity consumption were both lower than in winter 2013/2014:

- Demand for power reached its highest level on January 8, 2015, at 20,556 MW; the previous winter's peak occurred on December 17, 2013, at 21,453 MW.
- New Englanders consumed 33,654 gigawatt-hours (GWh) of electricity from December 2014 through February 2015, slightly less than the 33,991 GWh consumed during the same period of the previous winter.

Although February was the coldest month, demand for electricity peaked in January for this winter period. As temperatures plummeted in February, consumer demand was lower because the holiday season had largely passed, which reduced the amount of electricity needed for decorative lighting. And in general, as the days grow longer, heating, lighting, and cooking activities don't fall into such a narrow time frame when people arrive home.

Other reasons for lower peak demand and consumption include the frequent snow storms that led to schools, businesses, and in some cases government offices closing, as well as the effects of increased energy-efficiency in New England. Compared to the previous winter, regional energy-efficiency measures reduced peak demand by an additional 265 MW.

For detailed statistics, see the "Winter by the Numbers" tables below.

Winter power system operations

The New England power grid and the power plant fleet operated very well throughout the winter's varying temperatures, so that sufficient resources were available to meet peak demand and provide reserves at all times.

"Given the difficulties we experienced the last few winters, we expected similarly challenging conditions this winter," said Peter Brandien, vice president of system operations at ISO New England. "But from a system operations standpoint, the season was fairly uneventful overall, due mainly to preparations made well before the winter season began.

"First, close coordination with natural-gas-fired generators and natural gas pipeline operators helped ensure grid reliability even when temperatures plummeted and demand for gas and power climbed," continued Brandien. "Along with this, heavy injections of LNG into the eastern portion of New England's system were helpful because this increased the amount of gas coming into the region, while circumventing the pipelines bringing in gas from the west, which were already running at full capacity throughout the winter. And once again, the Winter Reliability Program proved invaluable, significantly boosting oil inventory in the region before the start of winter. In February, generation from oil-fired power plants was especially critical in meeting demand for power when the weather turned bitterly cold, and also when LNG deliveries became intermittent when one LNG import terminal ran out of fuel and another terminal was unable to dock and unload cargoes because of poor weather conditions."

Significant market improvements that took effect in December 2014 also contributed to improved generator performance. The energy market offer flexibility changes, for example, now allow generators to update their offers to sell energy during the operating day, so if the cost of fuel (e.g., natural gas) changes, they can reflect the updated price in their offers. Higher reserve prices have also been placed into effect for times when the system has limited power reserves and is at heightened reliability risk. Both of these market changes increase the financial incentives for generation owners to improve their fuel supply arrangements and generating plant performance.

System operators implemented Operating Procedure 4, Actions during a Capacity Deficiency once during the winter because of an event originating outside New England. On December 4, 2014, Hydro Québec experienced outages on two of its major transmission lines and had to significantly cut electricity exports to New England and other neighboring areas. The ISO brought additional generation online to maintain grid reliability in New England and also to provide support to our northern neighbors as they worked to restore their system to normal operations. OP-4 was implemented at 4:15 p.m. and was cancelled at 8:45 p.m. For the rest of the winter, power imports from Québec were regular and steady, and helped meet regional demand for electricity.

Winter Reliability Program boosted oil inventory, helped ensure reliability through record cold



Given the resource performance challenges and reliability risks to the grid during the previous two winter seasons, ISO New England implemented a second Winter Reliability Program for 2014/2015 to address potential fuel-availability issues. Several elements of this winter's program were consistent with the first, but there were also some fundamental differences, including the compensation structure. Under the 2014/2015 winter program, generators receive an end-of-season payment to help offset some—but not all—of the carrying costs associated with leftover oil inventory or unused LNG contracts. This design change was made to encourage generators that burn oil to rely on upfront inventory, rather than replenishments, and to incentivize natural-gas-fired generators to contract for LNG as a peaking fuel to augment the use of pipeline gas. Read more about the structure of the program.

The program helped achieve the desired effect—by the start of the winter, the region was well positioned with fuel inventory: by December 1, 2014, 79 units (both oil-fired and dual-fuel) had more than 4 million barrels of oil in their fuel tanks. Like the previous winter, that oil inventory was instrumental in allowing the region to withstand the severe cold weather conditions.

From December through February, the region burned 2,717,500 barrels of program oil. Data showing the total amount of program oil used through March 15 (the end date of the oil aspect of the program) is being compiled.

While six natural-gas-fired generators participated in the winter program and arranged contracts for LNG, none of the contracts were utilized, likely because the contracted prices were higher than the cost of buying LNG or natural gas on the spot market this winter.

The 14 megawatts of demand-response resources participating in the program were activated once for a five-hour period during the OP-4 event in December.

Three resources with a total combined capacity of about 720 MW successfully commissioned dual-fuel capability this winter, under provisions of the Winter Reliability Program designed to promote these reliability-enhancing investments by power plant owners. Three other gas-fired facilities have committed to becoming dual-fuel capable by next winter.

Further analysis of the program is underway and will be shared with stakeholders in the coming weeks, but preliminary figures show that the total program cost will come in under $50 million, which is below the $66 million cost of the first winter program.

Greater fuel availability, lower fuel prices helped reduce wholesale electricity prices

Wholesale electric energy prices during winter 2014/2015 were well below the previous winter's prices: the average cost of wholesale electric energy from December 2014 through February 2015 was $76.64/megawatt-hour (MWh), while last winter's average price was $137.60/MWh.

The total cost of wholesale energy from December 2014 through February 2015 was $2.77 billion, 45 percent less than the $5.05 billion for the same three-month period the previous winter. The overall lower wholesale energy costs can be credited to increased supplies of LNG to

the region and lower oil and natural gas prices. For more information on wholesale prices, see the "Winter by the Numbers" tables below.

Futures Prices Were Elevated in October 2014

	Location	2015^	2014*
Gas	Algonquin (New England)	$21.45	$11.76
	Transco Zone 6 non-NY (Mid-Atlantic)	$9.09	$4.78
	Dominion South (Marcellus)	$2.85	$3.66
	Southern California Border	$4.30	$3.95
	Henry Hub	$4.08	$3.87
Power	Massachusetts Hub	$183.88	$99.88
	PJM Western Hub	$72.60	$44.90
	Northwest (Mid-C)	$37.73	$35.75
	Southern California (SP-15)	$46.13	$42.25

Source: Winter 2014-15 Energy Market Assessment, FERC, October 16, 2014

More LNG attracted to New England

LNG is a globally-priced commodity and its availability in New England is dependent on worldwide demand. New England's record-high natural gas and wholesale energy prices during winter 2013/2014, along with high forward prices late last year, provided strong economic signals to LNG suppliers to bring tankers to the region this winter. An October 2014 FERC analysis noted that winter futures prices in New England for both natural gas and power were the highest in the US.

In addition, the estimated landing prices for LNG revealed that the New England region was predicted to have the highest prices *in the world*—and nearly twice as high as prices in Europe, Asia, and South America.

World LNG Estimated January 2015 Landed Prices



Source: National Natural Gas Market Overview*, FERC, December 2014 (slide 13). (Source data from Waterborne Energy, Inc.)*

According to the Northeast Gas Association (NGA), both the Distrigas LNG terminal in Everett, MA, and the Canaport LNG terminal in New Brunswick, Canada, recorded steady throughput this winter, and the Northeast Gateway facility, located offshore from Gloucester, MA, received

its first LNG shipment in four years, in January 2015 (*Source:* Regional Market Update, *Northeast Gas Association, March 20, 2015, slide 9*).

From December through February, New England saw the injection of about 31 Bcf of gas from LNG imports into the region—nearly twice as much as the 16 Bcf of gas from LNG imports the previous winter.

"LNG was in substantially greater supply this winter than last, and this additional LNG heightened competition in the wholesale fuels markets which, in turn, helped moderate the cost of both pipeline gas and LNG this past winter," explained Matthew White, Chief Economist at ISO New England. "Compared to winter 2013/2014, the increased fuel supplies resulted in much lower price levels this winter."

However, while increased competition in the gas market helped to dampen prices over the course of the winter, the amount of Marcellus shale gas that could be delivered to the region from the west remained limited by New England's constrained pipeline system. During many cold days in February, daily spot-market natural gas prices hovered in a range of $20 to $30 per million British thermal units (MMBtu), which is high by historical standards. These higher gas prices increased winter wholesale electricity prices: February's average wholesale energy price was $126.70/MWh, which makes it the third-highest average monthly wholesale energy price in New England. The highest and second-highest prices were logged the previous winter, during January and February 2014, respectively.

Lower oil prices and diverse fuel mix also helped moderate energy prices, meet demand
Worldwide oil prices fell to approximately half what they were the previous winter, which dramatically reduced the cost of operating oil-fired power plants. While nuclear and natural gas were the dominant fuels used to produce power this winter, oil and coal resources were competitively priced and, at times, were a large part of the fuel mix—especially during the coldest month of February 2015. On some days, oil and coal together fueled more than 40% of the region's power needs, as shown in the pie chart.

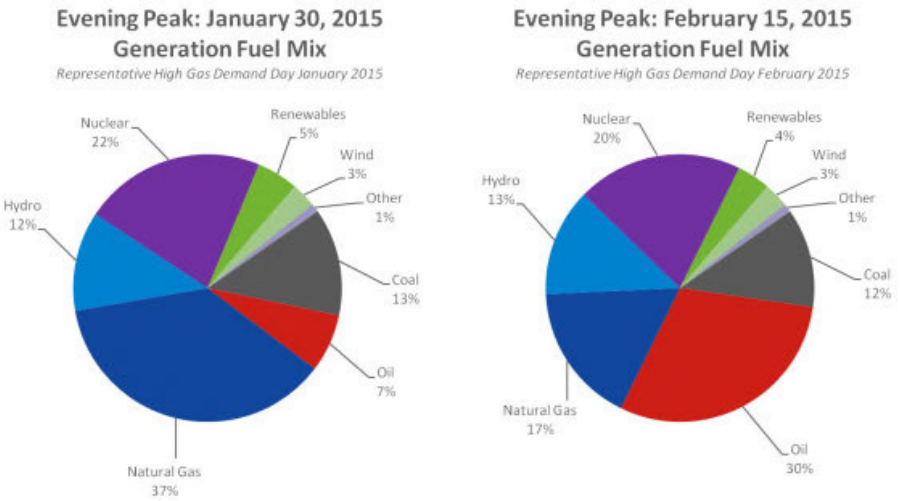

"The New England wholesale electricity market experienced the effects of the drop in oil prices, just as automobile drivers have seen relief at the gas pump over the past several months," White explained. "The plunge from $100/barrel oil in winter 2013/2014 to less than $50/barrel oil this winter made oil-fired power plants price-competitive with coal-fired and even high-efficiency gas-fired plants. Coupled with the increased competition in the natural gas markets that helped keep a lid on the price of natural gas for much of the winter, low oil prices put downward pressure on the cost of wholesale energy, helping to curb wholesale power prices well below those of the previous winter of 2013/14."

Implications for future winters

Many of the factors that contributed to smooth power grid operations and lower wholesale energy prices this winter are difficult to predict, and resulted in part from changing conditions in global fuel markets. Importantly, it remains to be seen whether they will recur similarly in future winters.

Natural gas pipeline constraints



The interstate natural gas pipelines serving New England continue to be utilized at full or near-full capacity during the winter months, which contributes to higher prices here compared to other US regions. Further, most of the natural gas flowing through pipelines during the winter serves customers using it to heat their homes and businesses. As more and more residences and businesses convert to natural gas for heating purposes, the pipeline system serving the region will become progressively more constrained, further limiting the gas supply available to power generators in the winter. While utilities, private investors, and the states are discussing various proposals for expanding pipeline capacity, any significant relief is at least several years away.

LNG import variability
LNG tankers follow the money around the world each winter. Consequently, the LNG imports that helped increase gas supplies in the region this winter—and helped moderate prices—were here because of last winter's (2013/2014) high prices. If another part of the world experiences high LNG demand as the global economy recovers, global LNG suppliers may no longer find New England their preferred destination in future winters. Lower LNG supplies in future winters would exacerbate New England's gas pipeline constraints and infrastructure challenges, and heighten the potential for a return to the high wholesale energy prices experienced in winter 2013/2014.

Uncertainty of future oil prices
Low oil prices resulted in greater dispatch of oil-fired power plants this winter, which helped to dampen the price of wholesale electricity. However, global oil markets—and therefore oil prices—are notoriously fickle. Should oil prices go back up, the cost of operating oil-fired power plants will rise as well.



Generator environmental limits
Increased operation of oil- and coal-fired plants comes with environmental costs for the region: greater air emissions. For example, New England's generator air emissions figures increased in 2013, as higher-emitting units were needed more often to serve peak demand and to make up for decreased natural gas-fired generation during the winter months. Additionally, the runtimes of generators that burn oil are limited by state and federal emissions restrictions and the potential for these limitations will continue to be a factor during future winter operations.

Resource retirements
The continued retirements of aging oil and other non-gas generators from the region's fleet of power plants will further increase New England's reliance on natural gas for power production and exacerbate natural gas infrastructure constraints. In 2014, two large power plants went offline permanently: the remaining coal and oil units at Salem Harbor station (585 MW) and the Vermont Yankee Nuclear station (615 MW). Brayton Point Station—a 1,535 MW coal- and oil-powered plant that the region relied on heavily throughout the 2014/2015 winter—will be retired by June 1, 2017, and as many as 6,000 MW of other non-gas resources are at risk for retirement in coming years. In total, the retirements from 2014 through 2018 represent more than 10% of the region's generating capacity.

Ensuring reliability during the winter months
ISO New England has made longer-term changes to the Forward Capacity Market design, most significantly Pay-for-Performance, which will create strong incentives for generators to firm up their fuel supply and improve their overall performance. These changes will take effect in 2018. In the interim, the ISO has used targeted reliability programs that have improved regional fuel adequacy and maintained grid reliability for the past two winters. Earlier this year, the Federal Energy Regulatory Commission (FERC) required ISO New England to implement a market-based solution for the winters between now and 2018. Citing the difficulty in creating a market-based

solution on top of the existing patchwork of generator obligations, ISO New England has asked FERC to permit the continuation of the winter reliability programs—with an expanded scope to include more resource types—until new performance and investment incentives take effect. If this request isn't accepted by FERC, the ISO will propose a seasonal increase in energy market reserve pricing during times of system stress—the only market-based solution that can be implemented before next winter. However, the ISO has concerns that changes to the energy market may not provide the same assurances of "fuel in the tank" as the recent winter reliability programs.

Winter by the Numbers - Monthly Comparison

	Dec-14	Dec-13	% change	Jan-15	Jan-14	% change	Feb-15	Feb-14	% change
Avg monthly temperature (°F)	35.3	30.1	17.3%	23.5	24	-2.1%	16.9	25.4	-33.5%
Total energy consumption (Gigawatt-hours)	10,926	11,500	-5.0%	11,713	12,022	-2.6%	11,015	10,468	5.2%
Peak demand (Megawatts)	19,812	21,453	-7.6%	20,556	21,334	-3.6%	20,070	19,654	2.1%
Date of peak	12/8/2014	12/17/2013	-	1/8/2015	1/7/2014	-	2/16/15	2/11/2014	-
Temperature at peak (°F)	24	15	-	19	8	-	13	18	-
Dewpoint at peak (°F)	15	11	-	-2	-12	-	-10	0	-
Avg wholesale energy price ($/megawatt-hour at Hub)	$42.47	$98.53	-56.9%	$65.59	$162.88	-59.7%	$126.70	$152.84	-17.1%
Avg gas price at Algonquin ($/million British thermal units)	$6.13	$13.09	-53.2%	$9.34	$24.19	-61.4%	$17.27	$20.85	-17.2%
Total value of energy markets (in billions)	$0.498 B	$1.161 B	-57.1%	$0.871 B	$2.190 B	-60.2%	$1.400 B	$1.703 B	-17.8%

Winter by the Numbers – Year-over-Year Comparison

	Winter 2014/2015	Winter 2014/2013	% change
Avg monthly temperature (°F)	25.5	26.5	-3.8%
Total energy consumption (Gigawatt-hours)	33,654	33,991	-1.0%
Peak demand (Megawatts)	20,556	21,453	-4.2%
Date of peak	1/8/2015	12/17/2013	-
Temperature at peak (°F)	19	15	-
Dewpoint at peak (°F)	-2	11	-
Avg wholesale energy price ($/megawatt-hour at Hub)	$76.64	$137.60	-44.3%
Avg gas price at Algonquin ($/million British thermal units)	$10.70	$19.33	-44.6%
Total value of energy markets (in billions)	$2.77 B	$5.05 B	-45.1%

More information

For background on how natural gas infrastructure constraints, resource retirements, and other challenges are affecting the grid, see the *2015 Regional Electricity Outlook*.

Article originally appeared on ISO Newswire (http://isonewswire.com/).
See website for complete article licensing information.

Information Request NEER-1-25

Request:

Refer NG-TJB/JEA-1 at 14. At 14: 9-13, Mr. Brennan and Mr. Allocca state, "the significantly higher prices paid for the natural gas used to fuel much of the region's power generation fleet were the primary drivers of New England wholesale electricity cost increases of $1.7 billion in the winter of 2012/2013, $3.8 billion in the winter of 2013/2014, and $1.6 billion in the winter of 2014/2015, all compared to the winter of 2011/2012 when the region had not yet been exposed to the now persistent and significant pipeline constraints-driven natural gas price basis differentials ..."

(a) State the basis for these statements and provide all data and inputs, in native file format, and show all calculations used to determine the "wholesale electricity cost increases" in the winters of 2012/2013, 2013/2014, and 2014/2015.

(b) Please provide the same data and inputs, in native file format, for 2015/2016 period.

(c) Please identify the factors that were absent in the winter of 2011/2012 and present in the winters of 2012/2013 — 2014/2015 that caused the "now persistent and significant pipeline constraints-driven natural gas price basis differentials."

(d) Please define "persistent" as used in the phrase "persistent and significant pipeline constraints-driven."

(e) Please define "significant" as used in the phrase "persistent and significant pipeline constraints-driven."

Response:

(a) Please first refer to the tables presented within NG-TJB/JEA-1, at 14-15 for information providing the basis for the referenced statement.

The table at page 14 provides information on the number of days in each of the referenced winters when Algonquin City Gate versus Henry Hub basis differential for spot gas prices exceeded various levels. Please refer to Attachment NEER-1-25(a) for the underlying gas price data and inputs for that table.

The table at page 15 provides the average gas price at the Algonquin City Gate and total cost of the ISO-NE electric energy market for each of the referenced winters. Please refer to Attachment NEER-1-25(a) for the underlying data supporting the average gas prices presented in this table. For the ISO-NE energy market costs provided in this table, please refer to Attachment NEER-1-25(b), at slide 28, and Attachment NEER-1-25(c), at slide 43.

The calculations used to determine the "wholesale electricity cost increases of $1.7 billion in the winter of 2012/2013, $3.8 billion in the winter of 2013/2014, and $1.6 billion in the winter of 2014/2015, all compared to the winter of 2011/2012" are as follows:

> Total Cost of ISO-NE Electric Energy Market for Winter 2012/13 of $2.9 billion (see Exh. NG-TJB/JEA-1, at 15) minus Total Cost of ISO-NE Electric Energy Market for Winter 2011/12 of $1.2 billion (id.) equals the $1.7 billion increase.
>
> Total Cost of ISO-NE Electric Energy Market for Winter 2013/14 of $5.0 billion (seeExh. NG-TJB/JEA-1, at 15) minus Total Cost of ISO-NE Electric Energy Market for Winter 2011/12 of $1.2 billion (id.) equals the $3.8 billion increase.
>
> Total Cost of ISO-NE Electric Energy Market for Winter 2014/15 of $2.8 billion (see Exh. NG-TJB/JEA-1, at 15) minus Total Cost of ISO-NE Electric Energy Market for Winter 2011/12 of $1.2 billion (id.) equals the $1.6 billion increase.

(b) National Grid has not yet seen a presentation from ISO-NE of the total cost of ISO-NE electric energy market for the winter of 2015/16.

(c) The factors that were absent in the winter of 2011/2012 and present in the winters of 2012/2013 - 2014/2015 have been identified and described by ISO-NE as follows:

"From 2008 through 2012, the price of natural gas declined significantly in New England with increasing production from the Marcellus Shale and moderate winter weather that resulted in minimal natural gas pipeline constraints. Wholesale electricity prices declined concurrently. In 2012, natural gas prices reached a 10-year low, and the total value of the wholesale energy marketplace was the lowest since the introduction of the current markets in 2003.

But in the winter of 2012/2013, this began to change. As pipelines into the region ran at full capacity to meet growing heating needs, New England experienced some of the highest natural gas prices in the country. In 2013, the region spent 54% more in the energy markets …, mirroring higher natural gas prices. Higher demand for natural gas in the region, combined with pipeline constraints and the increased global price for liquefied natural gas, drove up the price of fuel. February 2015—one of the coldest months recorded in New England—had the third-highest

monthly average wholesale electricity prices since 2003. However, by June 2015, the average monthly wholesale power price had dropped to a record low, due to mild weather, low demand, and the lowest average natural gas price since 2003. That combination of factors continued in varying degrees for 2015, ultimately leading to a significant drop in the energy market value for the year. The wide swing in prices over just five months, however—going from the third-highest in February to the lowest in June—underscores the continuing risk of price volatility attributable to regional pipeline infrastructure constraints."
(http://iso-ne.com/about/key-stats/markets)

(d) As used in the referenced phrase, "persistent" could be defined as meaning "continuing to occur or exist beyond the usual, expected, or normal time," consistent with definitions provided at the following links: http://www.merriam-webster.com/dictionary/persist and http://www.merriam-webster.com/dictionary/persistent

(e) As used in the referenced phrase, "significant" could be defined as meaning "of a noticeably or measurably large amount," consistent with the definition provided at the following link: http://www.merriam-webster.com/dictionary/significant

JANUARY 21, 2015

State of the Grid: Managing a System in Transition

ISO on Background

Gordon van Welie

PRESIDENT AND CEO

About the *ISO on Background* Series

- Informal opportunity for media to learn more about trends affecting New England's electricity industry
- Hosted by ISO New England senior management
- Content is **on-the-record**
- Please hold questions until the Q&A session at the end of the presentation
- Presentation and remarks will be posted at www.iso-ne.com>About Us>News and Media>Press Releases

Agenda

11:00-11:10 a.m.	**Welcome; About ISO New England** Ellen Foley, Director, Corporate Communications
11:10-11:50 a.m.	**State of the Power Grid 2015: Managing a System in Transition** Gordon van Welie, President and CEO
11:50-12:15 p.m.	**Question and Answer Session**

Presentation Overview

- About ISO New England
- State of the Power Grid: Managing a System in Transition
  - Winter operational experiences highlight natural gas dependency, and risks from resource retirements
- Wholesale Energy and Capacity Market Price Signals
- Identifying Risks, Developing Solutions
- Conclusions

ABOUT ISO NEW ENGLAND

About ISO New England

- **Regulated by** the Federal Energy Regulatory Commission (FERC)
- **Reliability coordinator** for New England under the North American Electric Reliability Corporation (NERC)
- Nearly two decades of experience **overseeing** New England's restructured electric power system
- **Independent** of companies doing business in the marketplace



Transmission System

Distribution System



- Electricity produced by more than 350 generators
- Generators sell the electricity through either wholesale markets managed by ISO-NE or contracts with utilities and competitive suppliers
- Region's 8,500 miles of high-voltage transmission lines move electricity to substations where it is stepped down in voltage to feed into distribution lines
- Federal regulation (FERC)
- ISO New England operates

- Region's 6.5 million homes and businesses create demand
- Utilities and competitive suppliers buy electricity via markets or supply contracts
- Utilities distribute electricity to businesses and homes
- State regulation (public utilities commissions)
- Utilities own and operate

Reliability is the Core of ISO New England's Mission

Fulfilled by three interconnected and interdependent responsibilities

Overseeing the day-to-day operation of New England's electric power generation and transmission system



Managing comprehensive regional power system planning

Developing and administering the region's competitive wholesale electricity markets

STATE OF THE POWER GRID: MANAGING A SYSTEM IN TRANSITION

The Big Picture

- Regional investment in high-voltage transmission system upgrades has brought significant reliability and market efficiency benefits
  - Robust transmission grid is the foundation for further investment in resources, including renewables
- Competitive wholesale electricity markets have led to a more efficient bulk electric system
  - Billions of dollars in private investment in generation
  - More than 15,000 megawatts in generation developed in the past 18 years
  - Market prices have revealed areas of need
- New England's power plant fleet is undergoing a major transition
  - Most power plants developed in the last 18 years use natural gas; lower prices, lower emissions
  - Retirements of coal- and oil-fired units, and a nuclear unit
  - Public policies are encouraging renewable energy – wind and solar – and energy efficiency; but those additions offset only a small portion of the need for more traditional sources of electrical energy
- Region is challenged by a lack of natural gas pipeline infrastructure, and is losing non-gas power plants, resulting in serious threats to power system reliability
- Additional energy infrastructure (generation, transmission, gas pipeline, fuel storage) needed
- Electricity prices are on an upward trajectory until the needed energy infrastructure is added

New Transmission Investment in New England

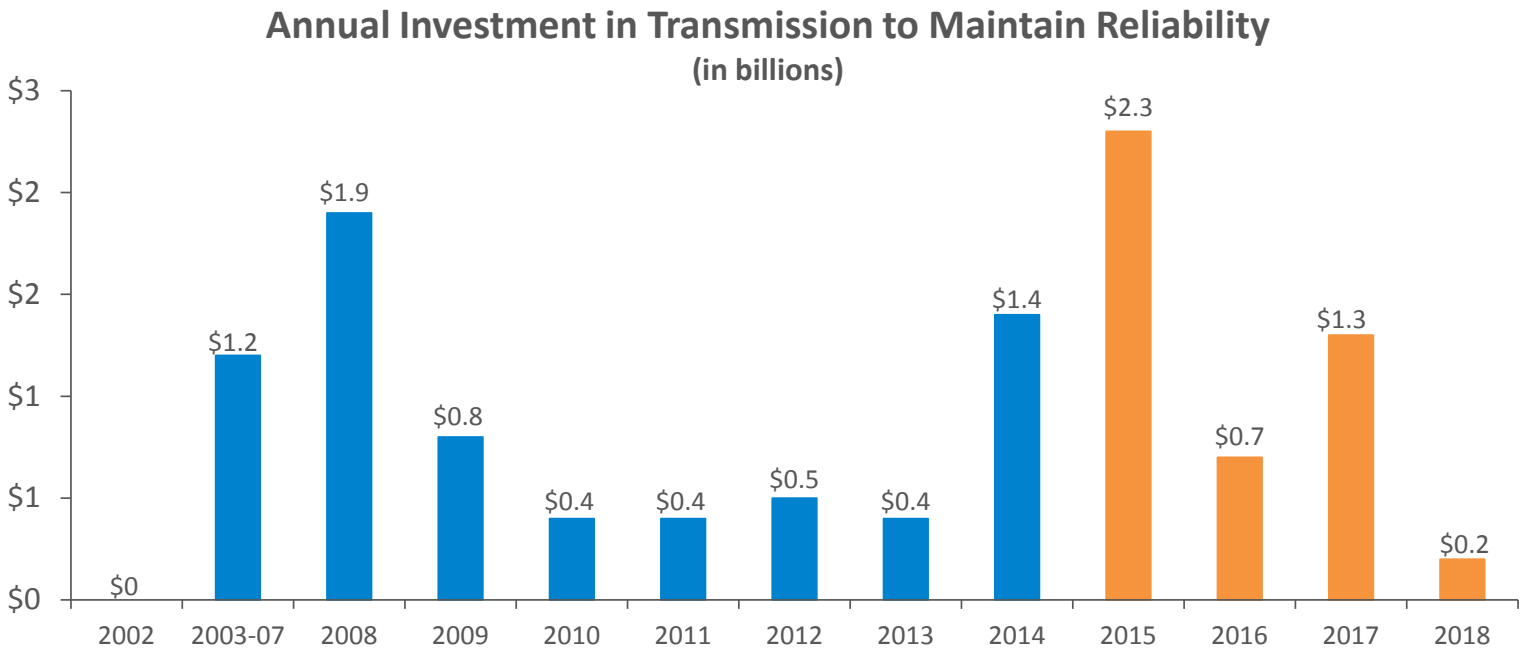

Cumulative Investment through 2014	$7.0 billion
Estimated Future Investment through 2018	$4.5 billion

Source: ISO New England RSP Transmission Project Listing, October 2014
Estimated future investment includes projects under construction, planned and proposed

New England's Generation and Demand Resources at a Glance

- **350** generators in the region
- **31,000 MW** of generating capacity
- **9,500 MW** of proposed generation
- **3,500 MW** of generation capacity retiring over the next five years
- **700 MW** of active demand response and **1,400 MW** of energy efficiency with capacity supply obligations

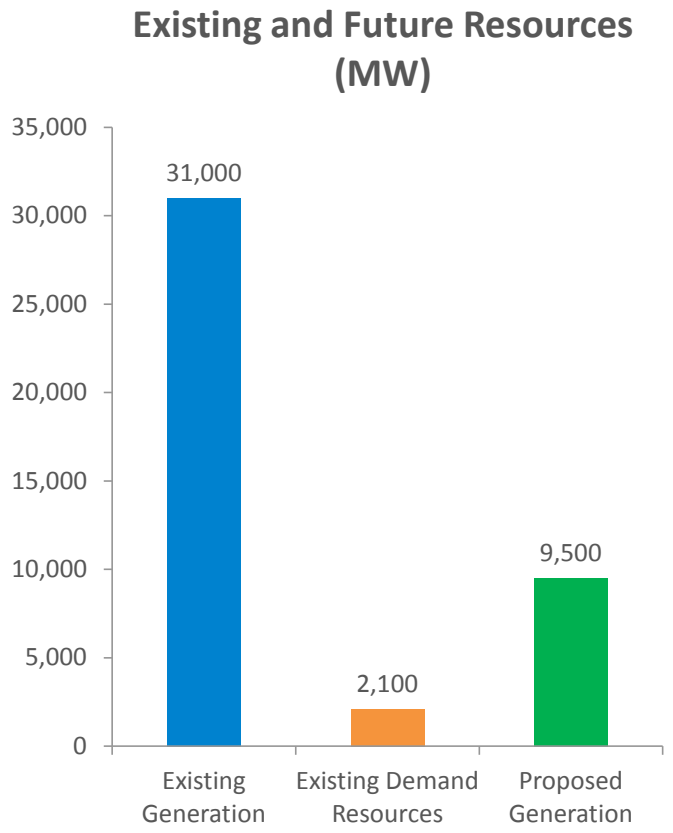

Dramatic Changes in the Energy Mix

The fuels used to produce New England's electric energy have shifted as a result of economic and environmental factors

Percent of Total **Electric Energy** Production by Fuel Type
(2000 vs. 2014)

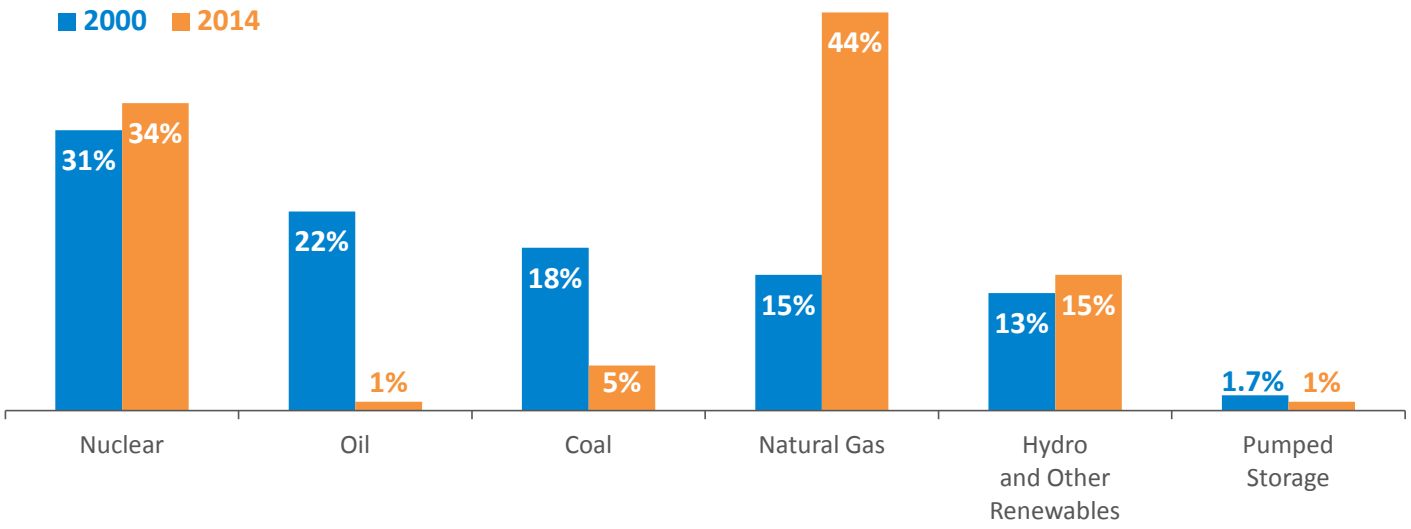

Source: ISO New England Net Energy and Peak Load by Source

Most of the New Generation Added Since 1997 is Fueled by Natural Gas

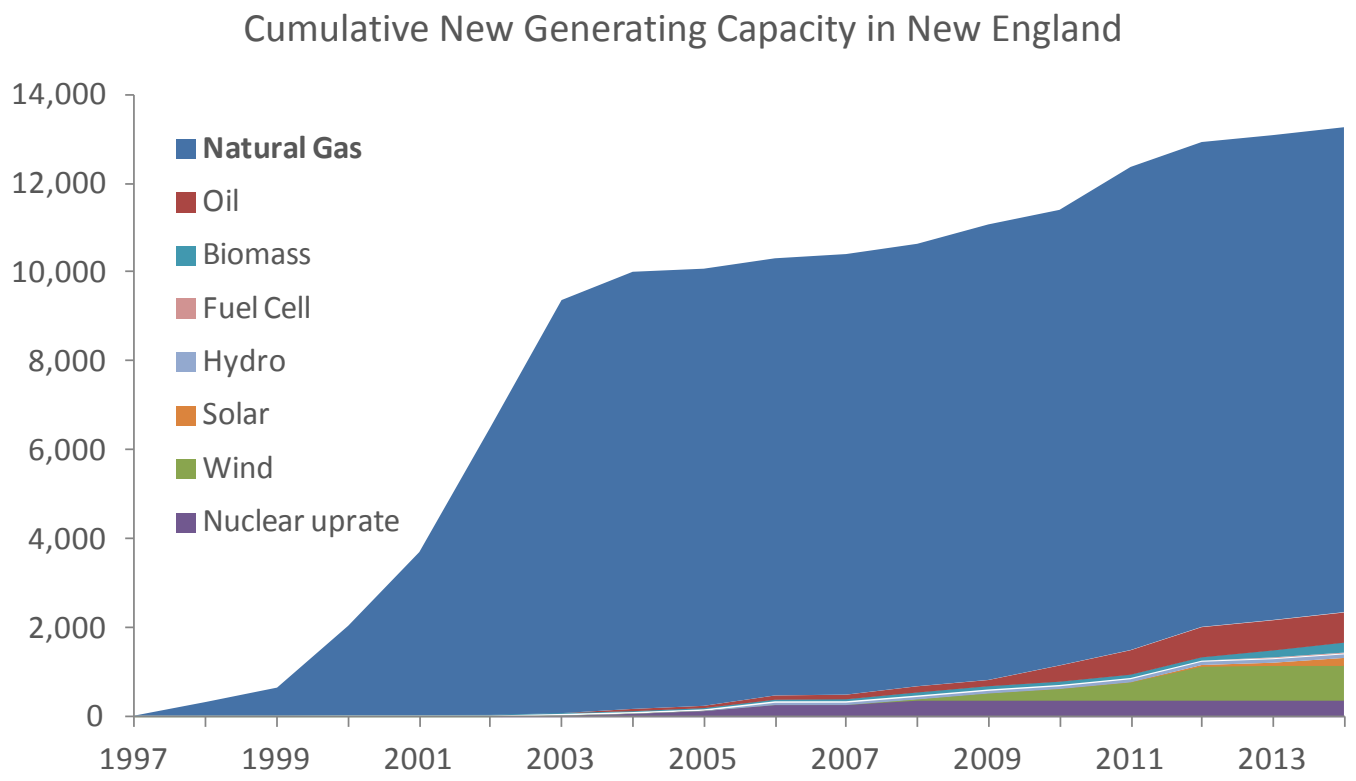

While Demand for Natural Gas has Increased, the Pipeline Infrastructure has not Kept Pace

- Why? Unlike electric transmission, new pipelines will not be built without customers signed up for long-term contracts for capacity
- Historically, natural gas generators have not entered into long-term contracts for pipeline capacity
- Several developers have proposed expansion of pipeline and/or storage capacity in region; however, the added capacity is under contract to natural gas local distribution companies (LDCs), not electric generators
- Gas LDCs cannot contract for gas infrastructure expansion beyond the needs of their commercial and residential natural gas customers
- A variety of factors, including economics and legal and regulatory restrictions, hamper private investment in more natural gas infrastructure. The question becomes, how will this infrastructure get built, and who will pay for it?

Region is Losing Non-Gas Resources

3,500 MW of generation has retired or will in the coming years

Major Retirements Underway:

- Salem Harbor Station (749 MW)
  - 4 units (coal & oil)
- Vermont Yankee Station (604 MW)
  - 1 unit (nuclear)
- Norwalk Harbor Station (342 MW)
  - 3 units (oil)
- Brayton Point Station (1,535 MW)
  - 4 units (coal & oil)
- Mount Tom Station (143 MW)
  - 1 unit (coal)
- *Additional retirements are looming*



Source: *Generator Retirement Study*, ISO New England, 2012.

Proposed Generation is Primarily Gas and Wind

All Proposed Generation

Developers propose >5 GW of gas-fired generation and approximately 4 GW wind; wind is mostly onshore in northern New England and offshore in southern New England

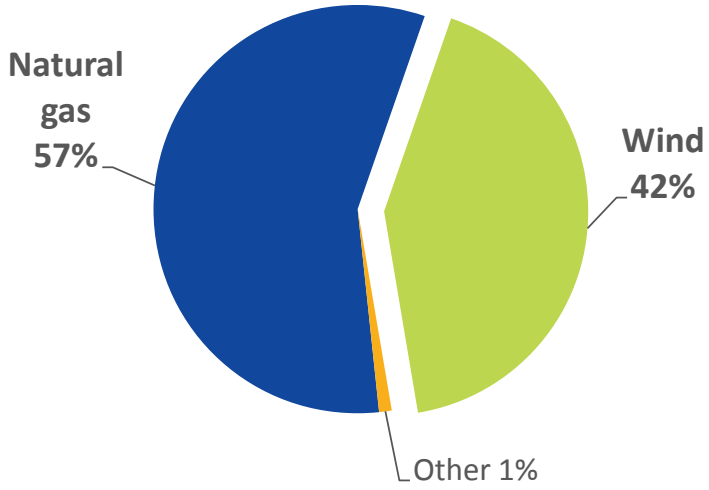

Source: ISO Generator Interconnection Queue (January 2015)
FERC Jurisdictional Proposals Only

Wind Proposals

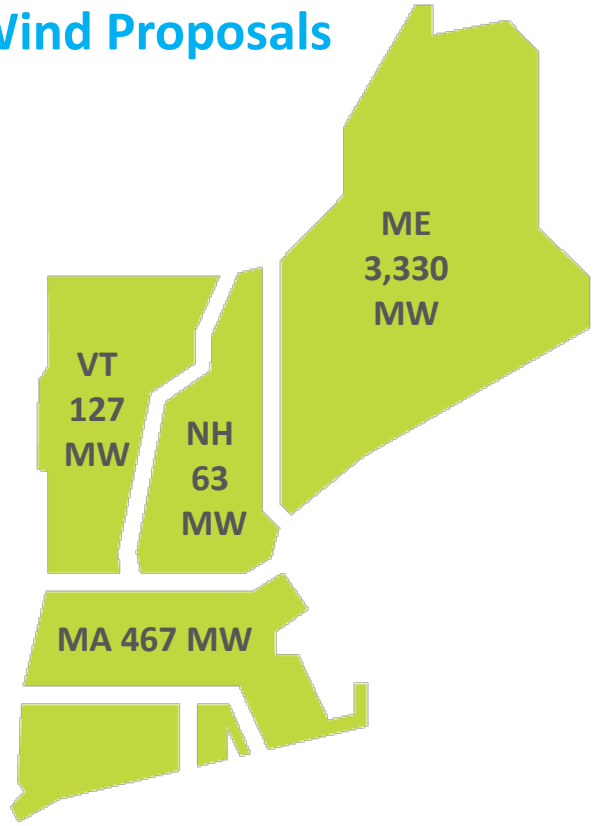

Renewable and EE Resources Are Trending Up

Wind
(MW)

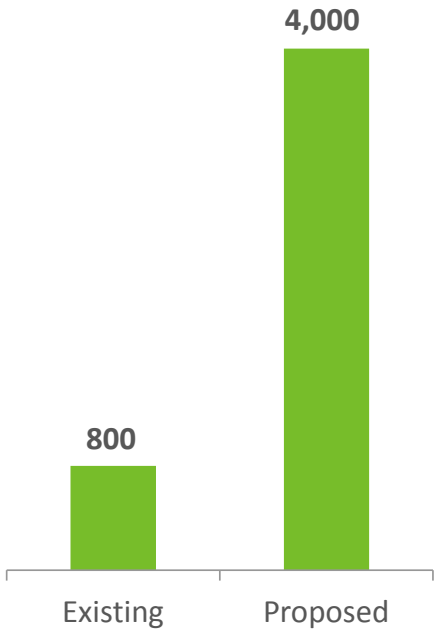

Nameplate capacity of existing wind resources and proposals in the ISO-NE Generator Interconnection Queue; megawatts (MW).

Solar
(MW)

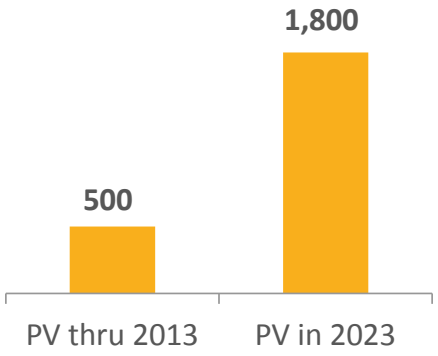

2014 Final Interim ISO-NE Solar PV Forecast, nameplate capacity, based on state policies.

Energy Efficiency
(MW)

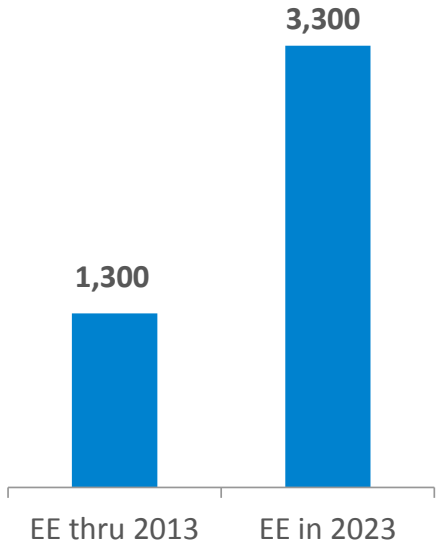

2014 CELT Report, EE through 2013 includes EE resources participating in the Forward Capacity Market (FCM). EE in 2023 includes an ISO-NE forecast of incremental EE beyond the FCM.

Resource Shift Creates Reliability Challenges

- New England's generation fleet is changing rapidly – older, fossil-fired units are retiring and reliance on natural gas for power generation is rising
- ISO-NE must rely increasingly on resources with uncertain performance and availability
  - Intermittent resources (wind, solar) may not produce power at the times it is needed most
  - Natural gas resources lack fuel storage and rely on "just-in-time" fuel
  - Coal, oil-steam fleet is aging, prone to mechanical problems, subject to increasingly stringent environmental regulations
- Reliable operation of the New England power system is challenged by these developments, particularly in winter



Observations from Winter Operations

Operational options are limited and becoming more constrained



- Gas pipelines are severely constrained when weather is very cold, sometimes limiting gas generation to minimal levels
- Oil-fired generators were vitally important to reliability last winter
  - Oil-supply chain is fragile, unable to respond quickly during adverse weather conditions and/or when demand is high; shows importance of sufficient oil in tanks before winter starts
  - Post-winter retirements of non-gas generators in 2014 removed capability (2.6 million megawatt-hours) greater than that procured through the 2013/2014 Winter Reliability Program (1.9 million MWh)
- Winter reliability programs and recent market enhancements will help improve power system operations
- The region is highly vulnerable to the loss of large non-gas generators during cold weather (e.g., nuclear units)

Use of Oil and Coal for Electric Energy Is Generally Low, but High in Cold Winter Months

January 2014

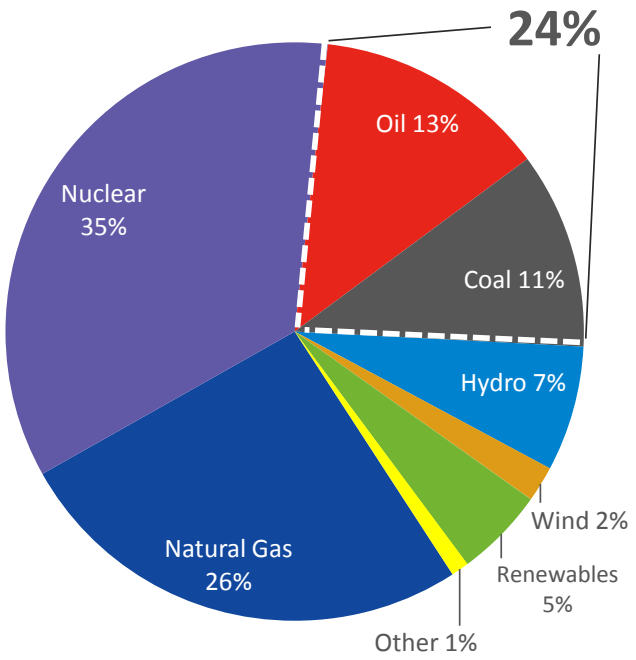

February 2014

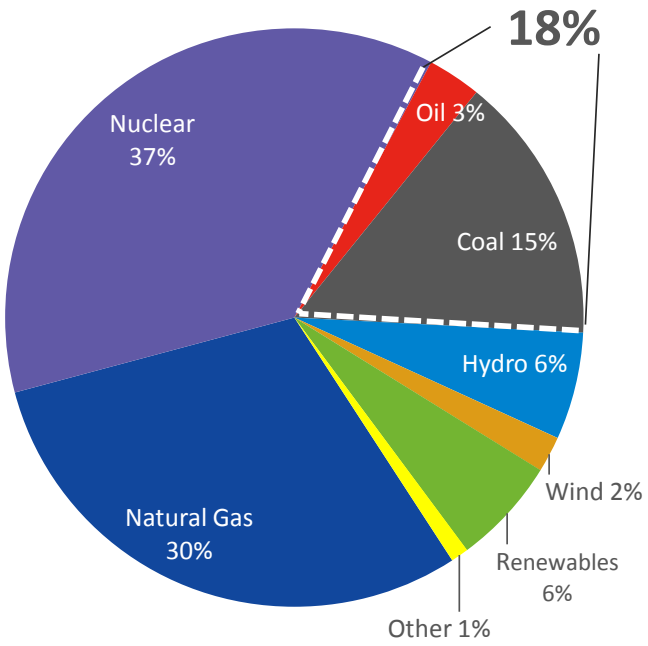

For comparison, combined use of oil and coal totaled 7% in 2013.

ISO Developed a New Reliability Program for Winter 2014/2015

- **Key Drivers**:
  - Generators' difficulty in replenishing oil supplies mid-winter
  - Gas pipelines have been more constrained than anticipated
  - Retirement of a significant amount of non-gas generation

- **Objective**: Augment scarce pipeline gas and improve the region's overall fuel adequacy

- **Solution**:
  - Create an incentive for generators to secure fuel supply and delivery arrangements going into the winter
  - Offset costs for generators to commission dual-fuel capability
  - Offset part of the carrying costs of firm fuel purchased by generators (fuel oil and LNG) that is unused at the end of the winter season
  - Compensation for new demand-response services

WHOLESALE ENERGY AND CAPACITY MARKET PRICE SIGNALS

New England's Wholesale Markets at a Glance

- More than **400** buyers and sellers in the markets
- **$10.4 billion** traded in wholesale electricity markets in 2014*
  - **$9.1 billion** in energy markets
  - **$1.3 billion** in capacity and ancillary services markets
- Forward and spot markets
- Prices vary by time and location, and by changes in demand and available resources



*** Note:** 2014 wholesale electricity market data is still preliminary and subject to reconciliation

Total Value of Markets Varies with Fuel Costs

Annual wholesale market costs have ranged from $6 billion to $14 billion

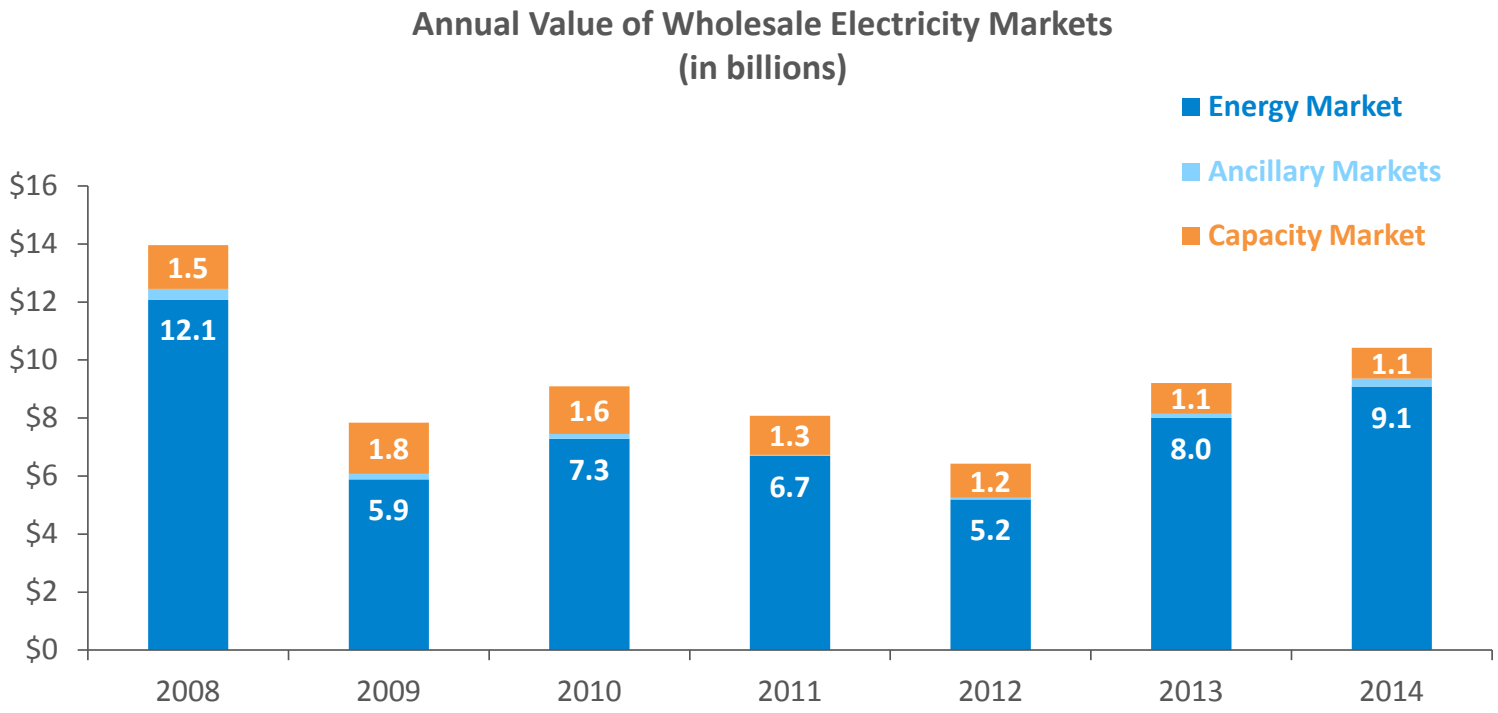

Source: 2013 Report of the Consumer Liaison Group, Appendix C
Note: 2014 data is still preliminary and subject to reconciliation

High Natural Gas Prices Drove Wholesale Electricity Prices to Record Monthly Highs

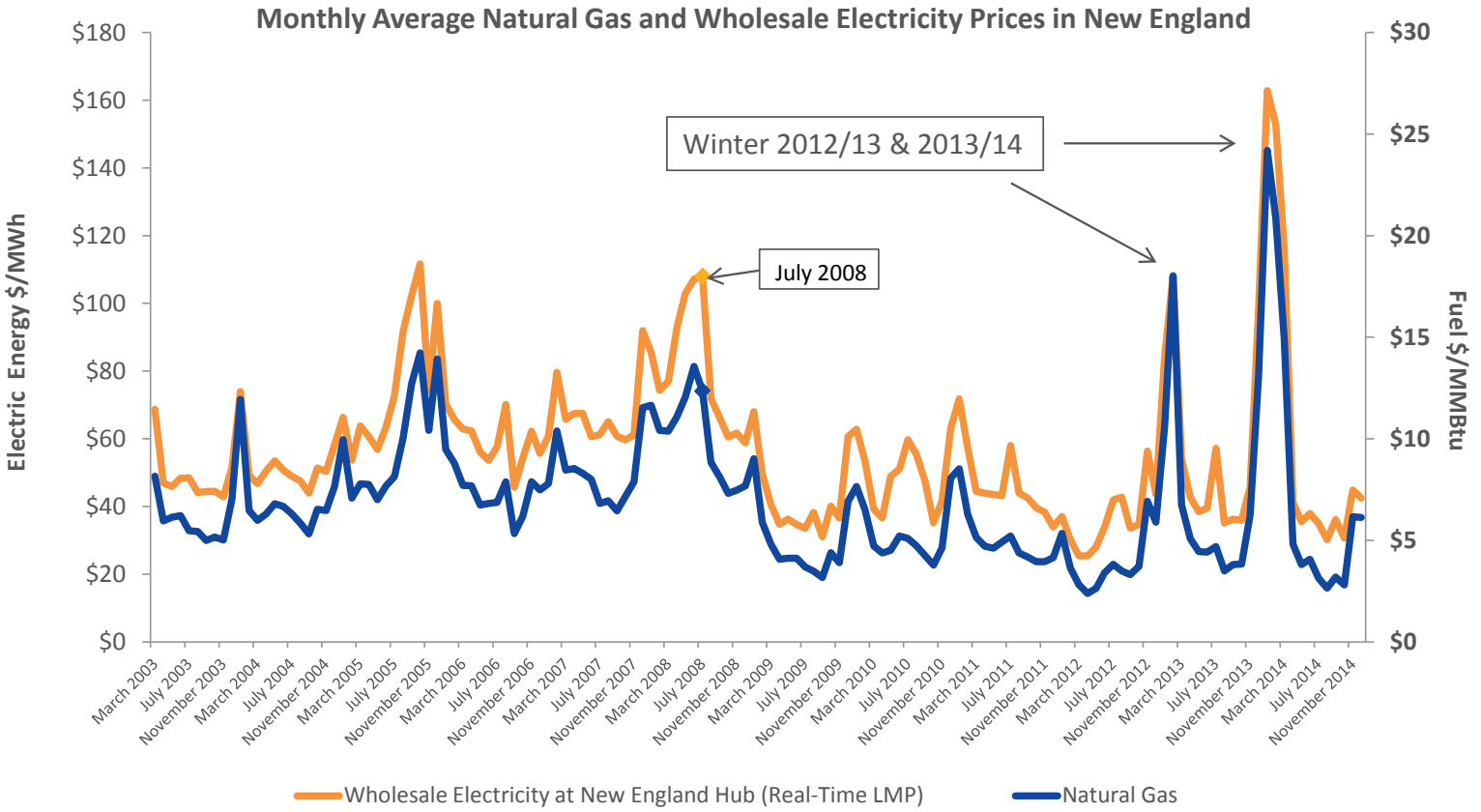

Natural Gas Prices Have Spiked in Recent Winters; Above Henry Hub Price

Winter Averages $/MMBtu

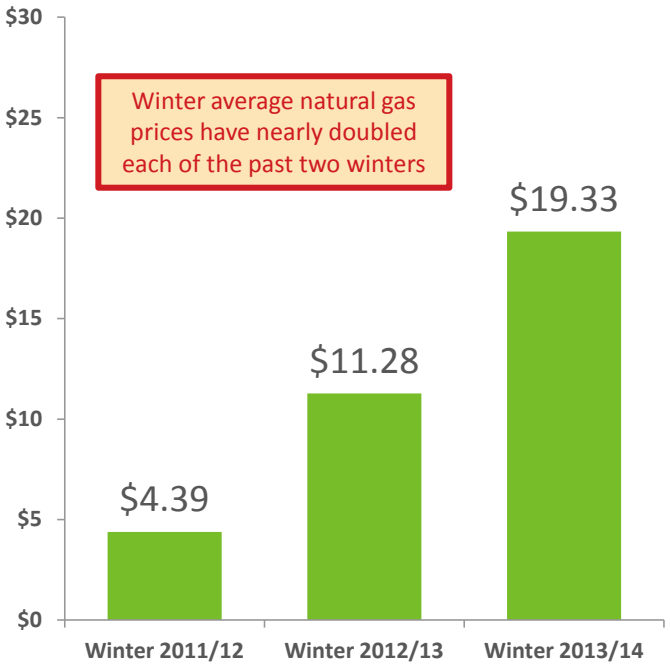

Monthly Average $/MMBtu

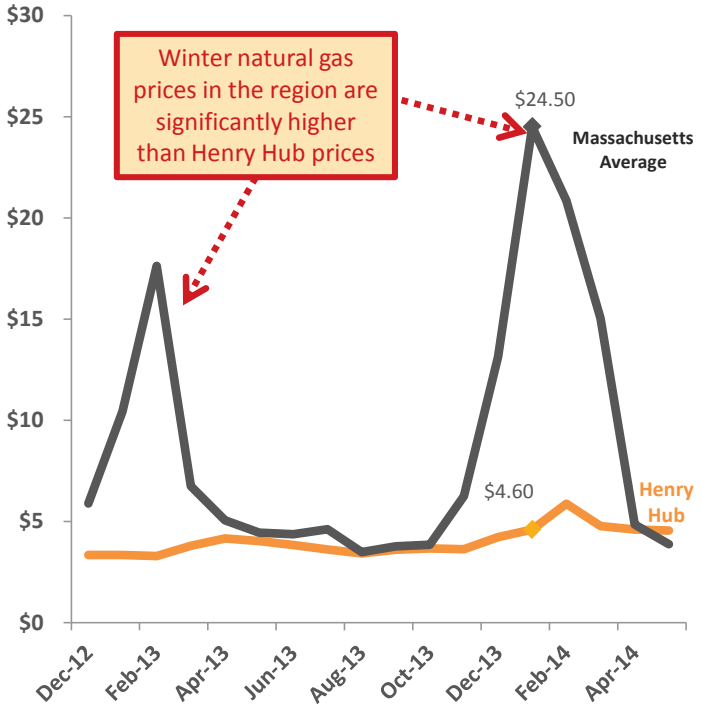

Total Cost of Wholesale Electricity Rose Each of the Last Three Winters

$1.2 billion in 2011/12; $2.9 billion in 2012/13; $5.1 billion in 2013/14

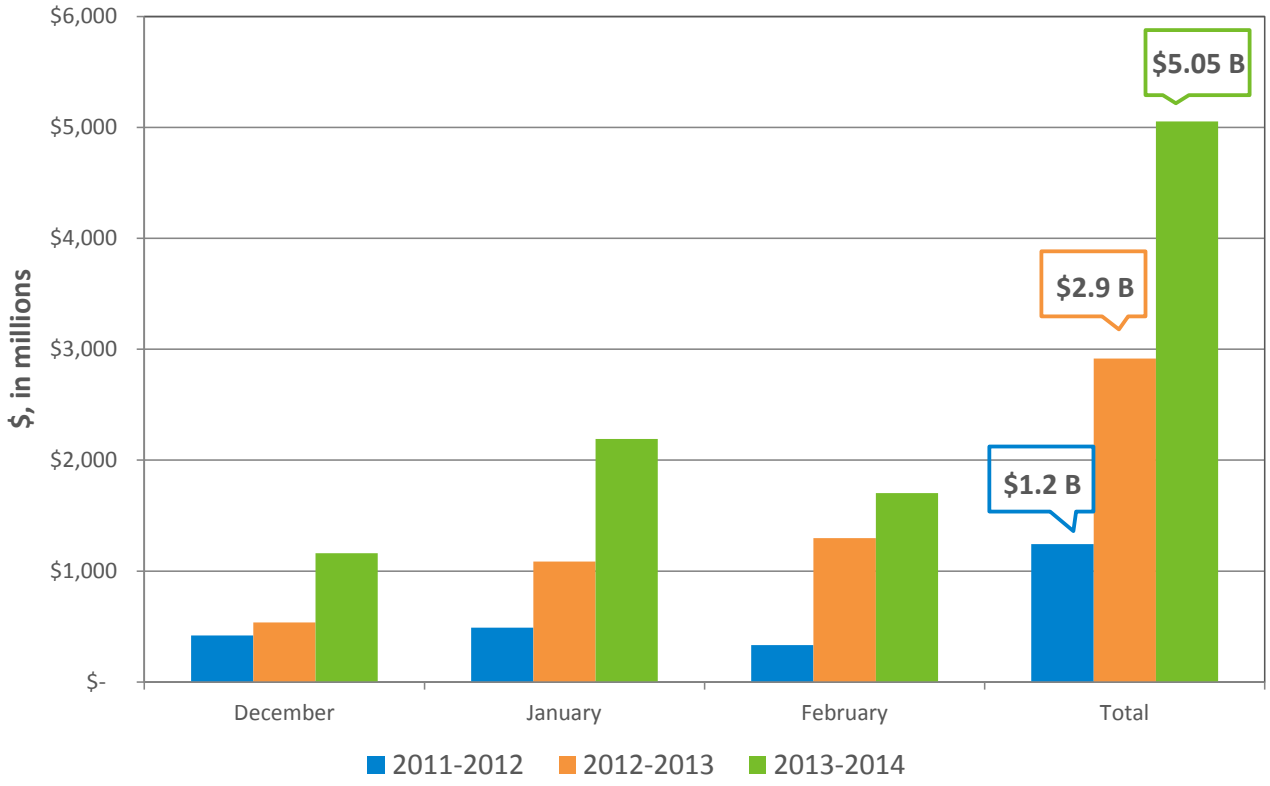

Forward Capacity Market Objectives and Results

- Forward Capacity Market (FCM) has two main objectives:
  - Ensure sufficient resources to meet New England's electricity demand and reliability standards, and
  - Ensure that sufficient resources are procured in a cost-effective manner on a level playing field for different technologies, existing and new
- Eight Forward Capacity Auctions (FCA) have been conducted and four commitment periods completed
  - Each auction has procured sufficient resources with a surplus, except for a slight shortfall in FCA #8 (for 2017/2018)
  - Market has generated participation from diverse types of resources
    - Including demand-response and energy-efficiency resources
  - Lowest-cost resources have been developed and brought to market
    - FCM has eliminated reliance on reliability arrangements with generators

Capacity Prices Vary with Changes in Supply

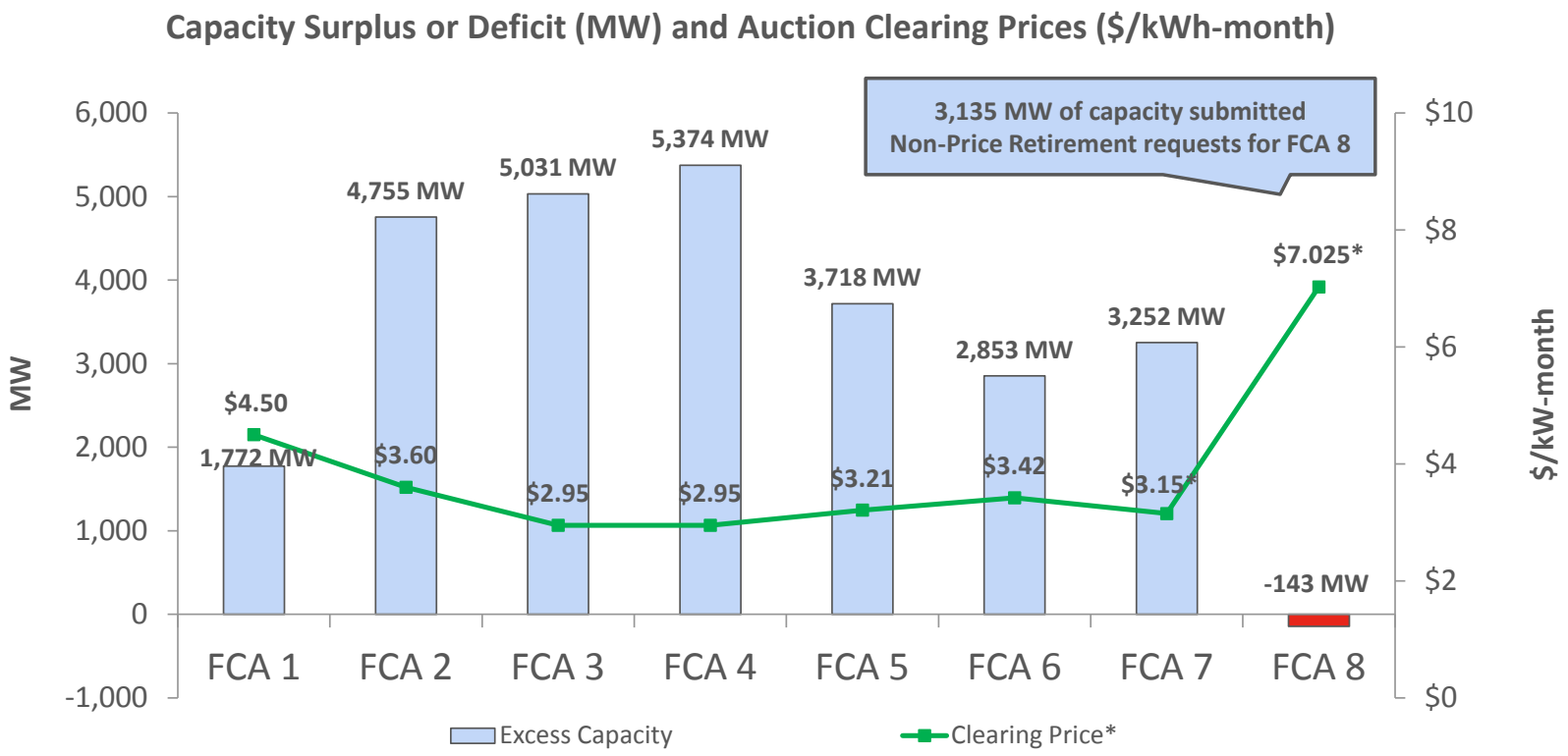

* Prices cleared at the floor price in the first seven auctions due to excess capacity; therefore, resources were paid a slightly lower prorated price. The clearing price in NEMA/Boston was $14.999/kW-month for FCA 7 (new capacity received $14.999/kW-month and existing capacity received an administrative price of $6.66/kW-month). The clearing price in FCA 8 was $15.00/kW-month (new capacity in all zones and existing capacity in NEMA/Boston received $15.00/kW-month and existing capacity in all other zones received an administrative price of $7.025/kW-month).

IDENTIFYING RISKS, DEVELOPING SOLUTIONS

Identifying Risks to Continued System Reliability

Reliability requires a flexible, high-performance fleet:

- Natural Gas Dependency
  - "Just-in-time" fuel delivery presents an immediate risk to reliability
- Power Plant Retirements
  - New England will need new ways to meet peak demand as aging plants close
- Renewable Resource Integration
  - Balancing variable generation with reliability will require changes in system operations

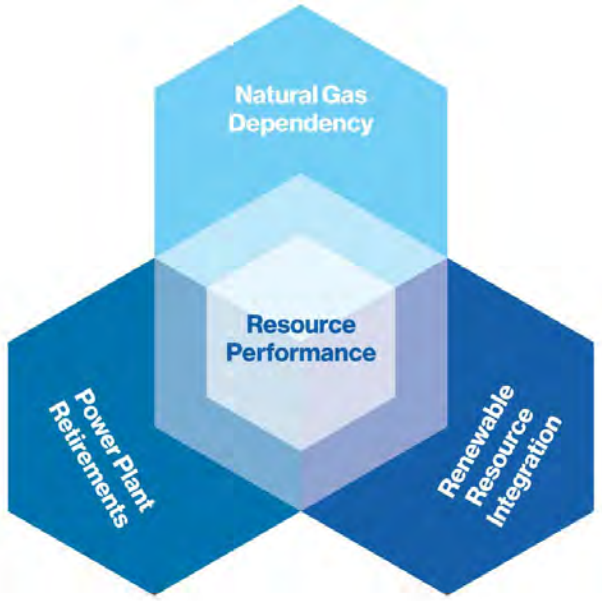

Developing Solutions in Markets and Operations to Improve Reliability

Recent Improvements

- Day-Ahead Energy Market timeline shift
- Increased level of reserves
- Better information-sharing with natural gas pipeline operators
- Energy Market Offer Flexibility project
  - Hourly offers
  - Negative pricing to -$150/MWh



- Winter Programs
  - 2013/14
  - 2014/15
  - 2015/16 & beyond

Longer-Term

- Capacity Market
  - Pay for Performance
  - Sloped demand curve
  - Improved zonal modeling

ISO-NE/ICF International Research Confirms Need for New Pipeline Infrastructure or Significant, Timely Investments in Alternative Sources of Electrical Energy

- Demand for gas for home heating continues to limit gas supply for power generation
- Lower than anticipated LNG supplies reduces available relief from gas imports
- Constraints limit gas supplies and compromise electric reliability, especially in winter season
  - Outages or unplanned events create reliability concerns year-round as well
- All other studies have yielded similar findings: need for additional energy infrastructure





Conclusions

- Rapid change is transforming New England's power generation fleet
  - Increasingly dependent on natural gas for power, affecting grid reliability & wholesale energy prices
  - Public policy goals are driving a second wave of transformation toward more renewables, distributed generation, & energy efficiency; more high-voltage transmission will be needed for new wind facilities
  - Retiring resources are non-natural-gas-fired; their replacements will be natural gas and wind
- New resources are needed to replace retiring resources, particularly in Greater Boston and Southeastern Mass. and Rhode Island
- Reliability will be threatened, and prices will spike, until the effects of natural gas pipeline constraints are alleviated with additional investments in fuel infrastructure (gas pipelines, fuel storage, more transmission to bring in energy)
- ISO-NE has spearheaded numerous market enhancements to provide greater reliability and efficient pricing, but these alone are not likely to spur investment in additional pipeline infrastructure
- The ISO will take steps to ensure continued reliability

Questions



APPENDIX

Appendix Contents

- For More Information….
- Links to EIA Reports Regarding New England Prices & Pipeline Constraints
- New England's Energy Use at a Glance
- New England's Electricity Use Varies by Season
- Transmission Projects to Maintain Reliability Have Progressed in Each State
- ISO Continuously Studies Transmission System Needs to Maintain Reliability
- On- and Off-shore Merchant Transmission Proposals Vie to Move Renewable Energy to New England Load Centers
- Greater Boston Area Needs Resources and Transmission
- Southeastern Mass and Rhode Island Areas Need Resources and Transmission
- FERC's Winter Market Assessment Found NE had Highest Winter Power and Natural Gas Futures
- Energy Market Offer Flexibility Enhancements
- Reserve Constraint Penalty Factor Changes
- Problems with Existing Capacity Market Design
- Pay for Performance

For More Information…

- Subscribe to the ***ISO Newswire***
  - *ISO Newswire* is your source for regular news about ISO New England and the wholesale electricity industry within the six-state region
- Log on to **ISO Express**
  - ISO Express provides real-time data on New England's wholesale electricity markets and power system operations
- Follow the ISO on **Twitter**
  - @isonewengland
- Download the **ISO to Go App**
  - ISO to Go is a free mobile application that puts real-time wholesale electricity pricing and power grid information in the palm of your hand







GET IT ON Google play

Download on the App Store

Links to EIA* Reports Regarding New England Prices & Pipeline Constraints

- 1/20/2015 – EIA, NERC assessment examines winter power system reliability, fuel diversity
  http://www.eia.gov/todayinenergy/detail.cfm?id=19631#
- 1/12/2015 – EIA, Wholesale power prices increase across the country in 2014
  http://www.eia.gov/todayinenergy/detail.cfm?id=19531#tabs_SpotPriceSlider-2
- 11/24/2014 – EIA, Boston, New York City winter natural gas prices expected to remain high
  http://www.eia.gov/todayinenergy/detail.cfm?id=18931
- 8/11/2014 – EIA, Northeast natural gas spot prices particularly sensitive to temperature swings
  http://www.eia.gov/todayinenergy/detail.cfm?id=17491
- 2/21/2014 – EIA, New England spot natural gas prices hit record levels this winter
  http://www.eia.gov/todayinenergy/detail.cfm?id=15111
- 1/21/2014 – EIA, Northeast and Mid-Atlantic power prices react to winter freeze and natural gas constraints
  http://www.eia.gov/todayinenergy/detail.cfm?id=14671
- 1/9/2014 – EIA, Energy Market Alert: Northeastern Winter Natural Gas and Electricity Issues
  http://www.eia.gov/special/alert/east_coast/

*US Energy Information Administration: www.eia.gov

Links to EIA Reports, continued

- 1/7/2014 – EIA, Energy Market Alert: Northeastern Winter Natural Gas and Electricity Issues; http://www.eia.gov/special/alert/east_coast/pdf/energy_market_alert_Jan_7_2014.pdf
- 12/6/2013 – EIA, December natural gas prices spike in Boston http://www.eia.gov/todayinenergy/detail.cfm?id=14071
- 4/12/2013 – EIA, Winter natural gas price spikes in New England spur generation from other fuels http://www.eia.gov/todayinenergy/detail.cfm?id=10791
- 3/25/2013 – EIA, Over half of US natural gas pipeline projects in 2012 were in the Northeast (New England remains isolated); http://www.eia.gov/todayinenergy/detail.cfm?id=10511
- 1/18/2013 – EIA, Constraints in New England likely to affect regional energy prices this winter http://www.eia.gov/forecasts/steo/special/pdf/2013_sp_01.pdf
- 1/23/2012 – EIA, Spot natural gas prices at Marcellus trading point reflect pipeline constraints http://www.eia.gov/todayinenergy/detail.cfm?id=7210
- 9/29/2011 – EIA, Markets indicate possible natural gas pipeline constraints in the Northeast this winter http://www.eia.gov/todayinenergy/detail.cfm?id=3290
- 2/17/2011 – EIA, Pipeline constraints raise average spot natural gas prices in the Northeast this winter http://www.eia.gov/todayinenergy/detail.cfm?id=170

New England's Energy Use at a Glance

- **6.5 million** households and businesses; **14 million** population
- **28,130 MW** all-time summer peak demand set on August 2, 2006
- **22,818 MW** all-time winter peak demand set on January 15, 2004
- Region's *peak* demand forecasted to grow **1.3%** annually
- Region's *overall* electricity demand forecasted to grow **1.0%** annually
- Energy efficiency slows growth in peak demand and flattens overall electricity demand



New England's Electricity Use Varies by Season

Air-conditioning and lighting loads drive seasonal peaks

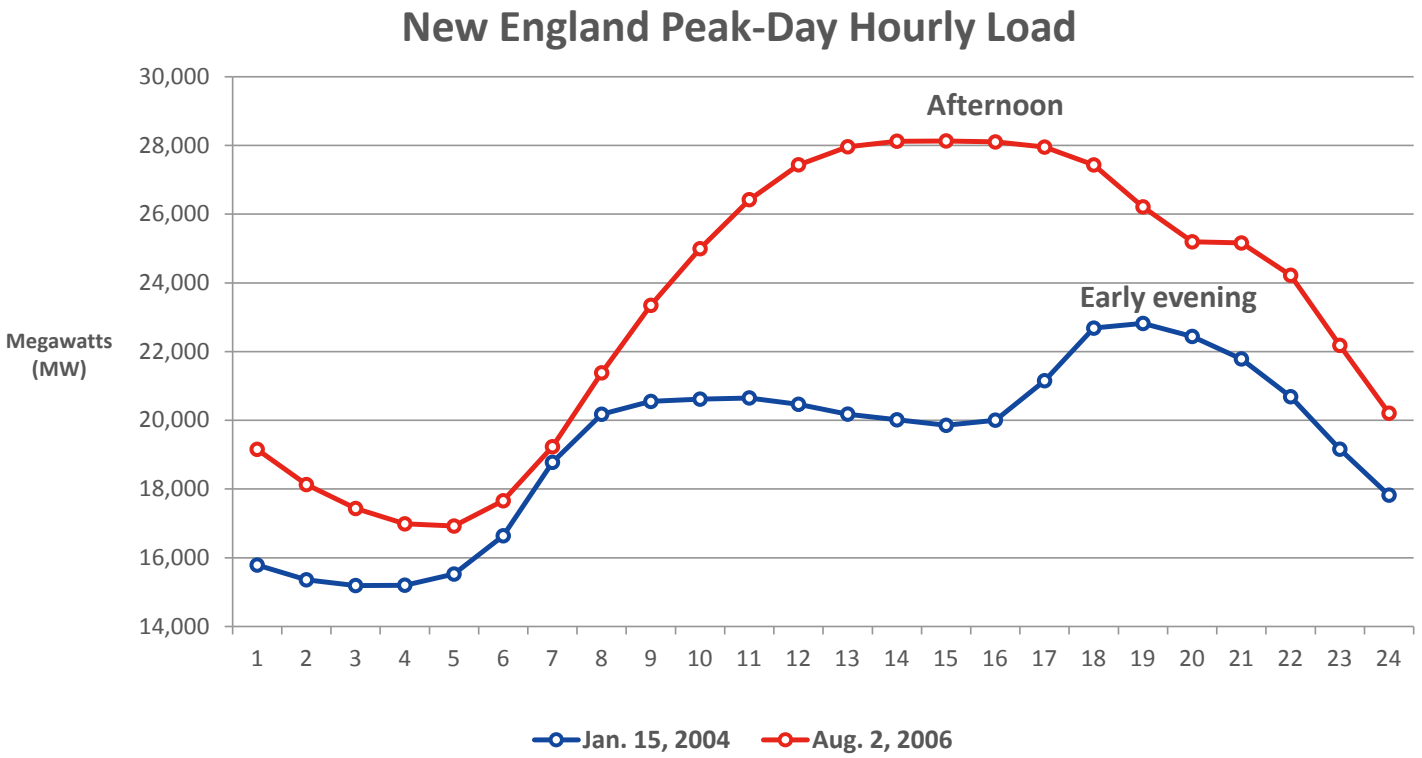

Transmission Projects to Maintain Reliability Have Progressed in Each State

1. Southwest CT Phases I & II
2. Boston NSTAR 345 kV Project, Phases I & II
3. Northwest Vermont
4. Northeast Reliability Interconnect
5. Monadnock Area
6. New England East-West Solution
   a. Greater Springfield Reliability Project
   b. Rhode Island Reliability Project
   c. Interstate Reliability Project
7. Southeast Massachusetts
   a. Short-term upgrades
   b. Long-term Lower SEMA Project
8. Maine Power Reliability Program
9. Vermont Southern Loop
10. Merrimack Valley/North Shore Reliability
11. New Hampshire/Vermont Upgrades

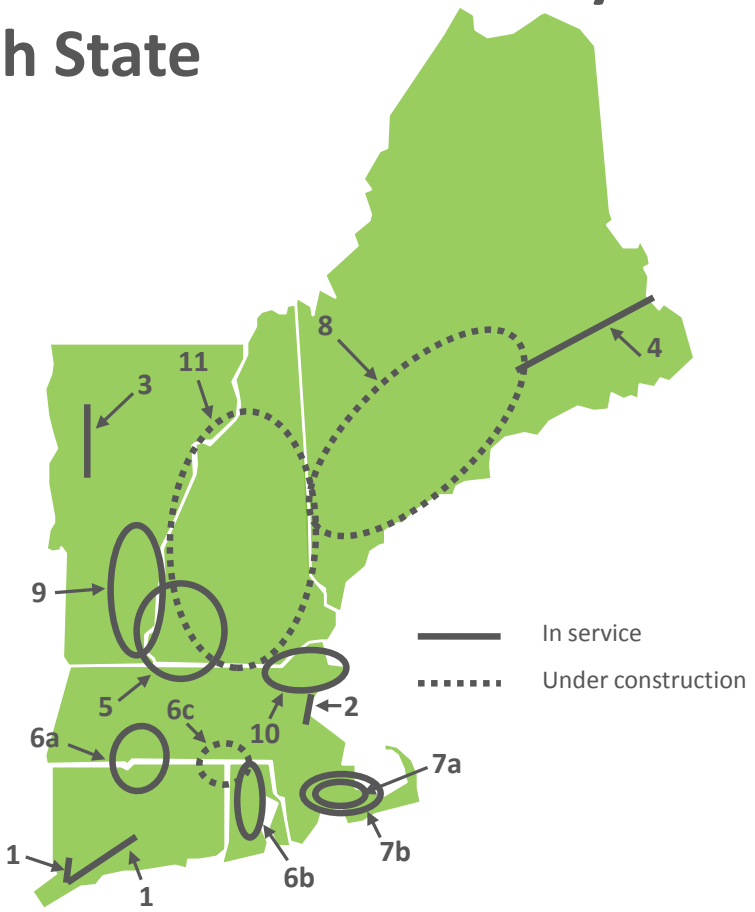

Source: RSP Transmission Project Listing, October 2014; (does not include "concept" projects)

ISO Continuously Studies Transmission System Needs to Maintain Reliability

1. Greater Hartford and Central Connecticut
2. Southwest Connecticut
3. Eastern Connecticut
4. Southeast Massachusetts and Rhode Island
5. Greater Boston
6. Pittsfield and Greenfield
7. New Hampshire and Vermont
8. Maine

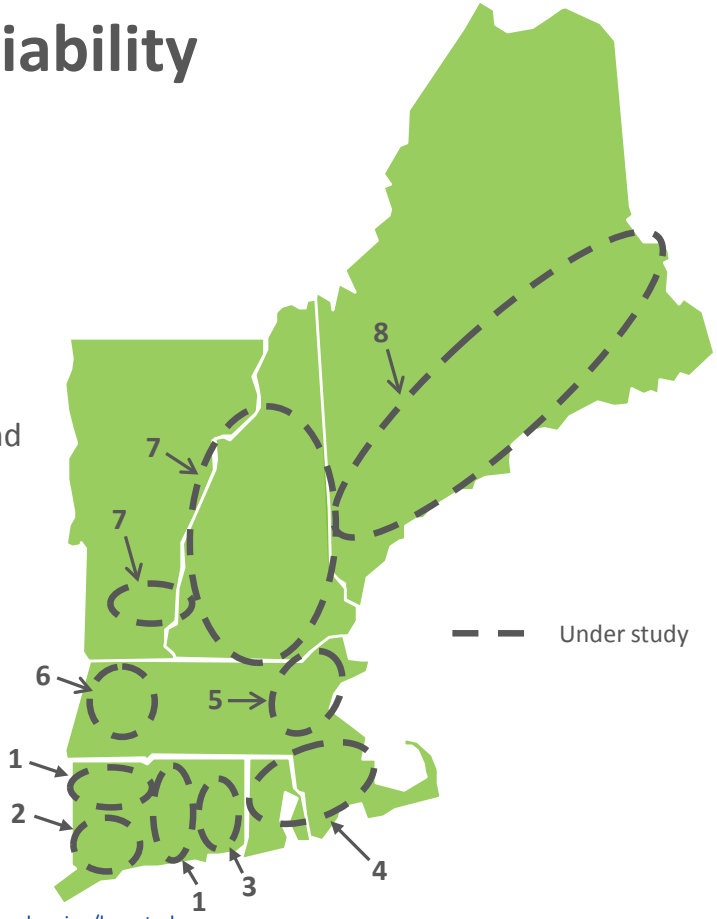

Source: ISO New England Key Study Areas at http://www.iso-ne.com/system-planning/key-study-areas

On- and Off-shore Merchant Transmission Proposals Vie to Move Renewable Energy to New England Load Centers

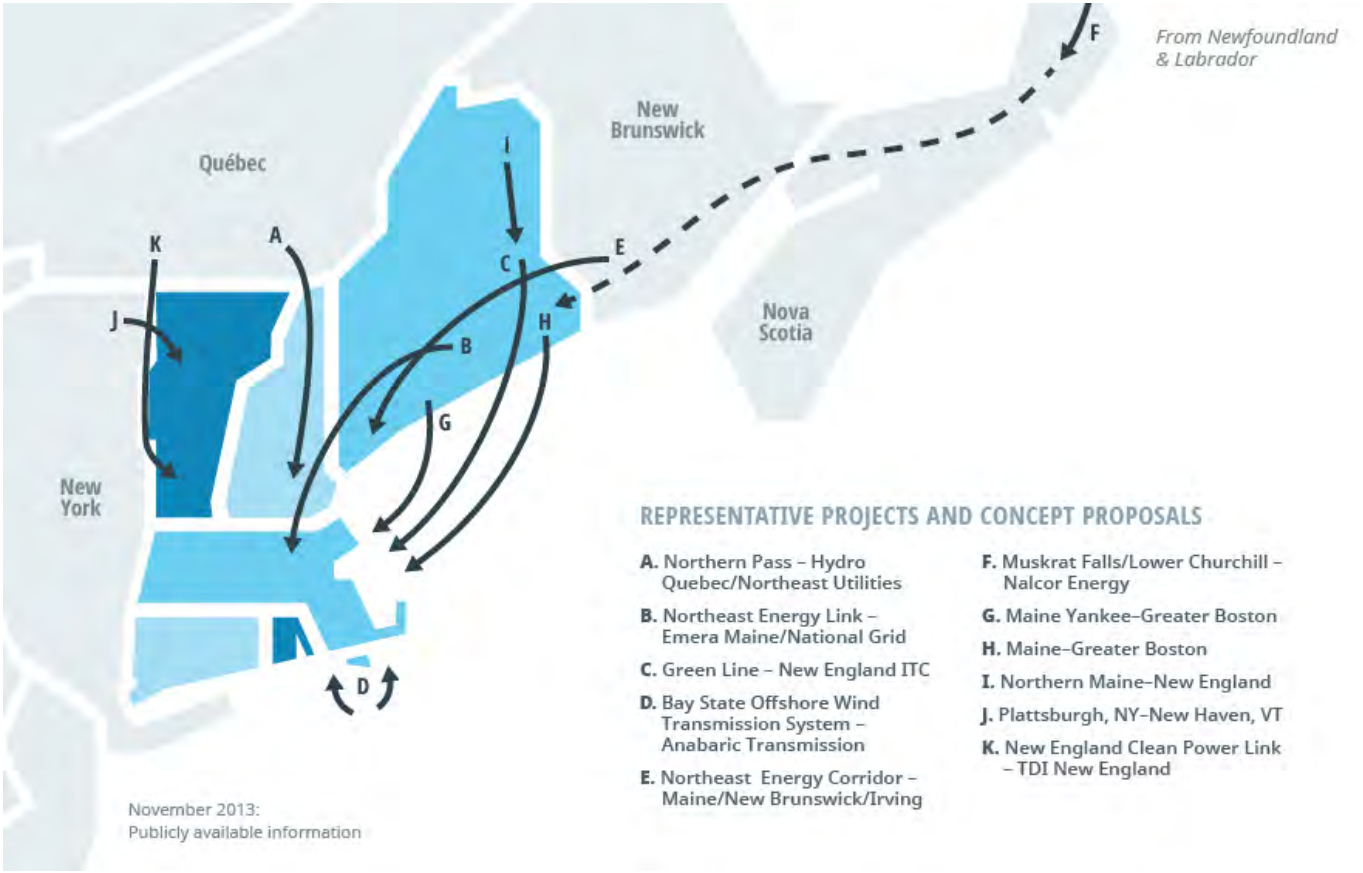

REPRESENTATIVE PROJECTS AND CONCEPT PROPOSALS

- **A.** Northern Pass – Hydro Quebec/Northeast Utilities
- **B.** Northeast Energy Link – Emera Maine/National Grid
- **C.** Green Line – New England ITC
- **D.** Bay State Offshore Wind Transmission System – Anabaric Transmission
- **E.** Northeast Energy Corridor – Maine/New Brunswick/Irving
- **F.** Muskrat Falls/Lower Churchill – Nalcor Energy
- **G.** Maine Yankee–Greater Boston
- **H.** Maine–Greater Boston
- **I.** Northern Maine–New England
- **J.** Plattsburgh, NY–New Haven, VT
- **K.** New England Clean Power Link – TDI New England

Note: These projects are NOT reliability projects, but ISO New England' s role is to ensure the reliable interconnection of these types of projects.

Greater Boston Area Needs Resources and Transmission

- Electricity demand is rising, while at the same time internal resources and transmission supplying the area are limited
- Generator retirements and delays to new generation projects add to challenges
- System operators are challenged given the limited transmission import capability
- Long-term transmission solutions (scheduled to be in service by the 2017–2018 timeframe) are long overdue

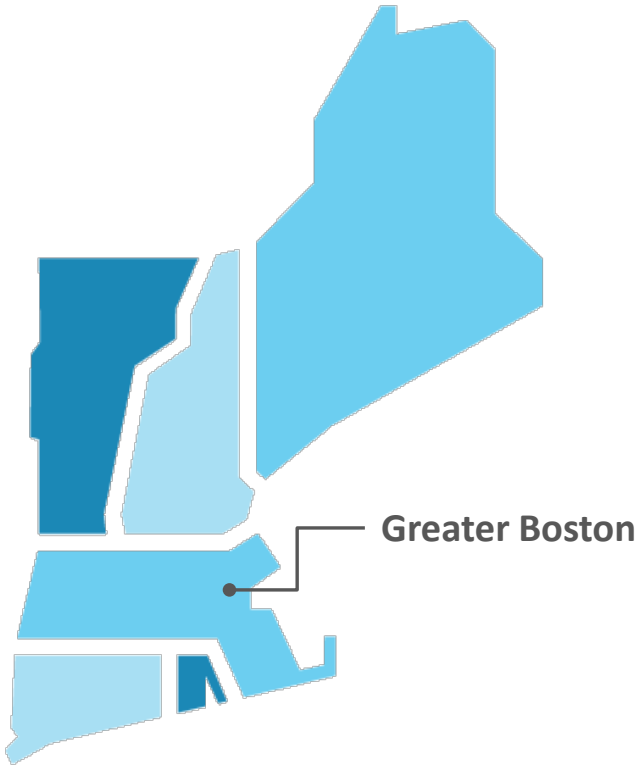

Greater Boston includes Boston and the North Shore

Southeastern Mass and Rhode Island Areas Need Resources and Transmission

- A SEMA/RI area study, led by the ISO, shows overloads of transmission facilities following contingencies
- Brayton Point retirement led ISO to restudy the area, and potential new FCM resources, if realized, could prompt further restudy
- ISO and stakeholders are reviewing needs and potential market resource alternatives



SEMA/RI is the area south of Boston, plus Cape Cod, and Rhode Island

FERC's Winter Market Assessment Found NE had Highest Winter Power and Natural Gas Futures

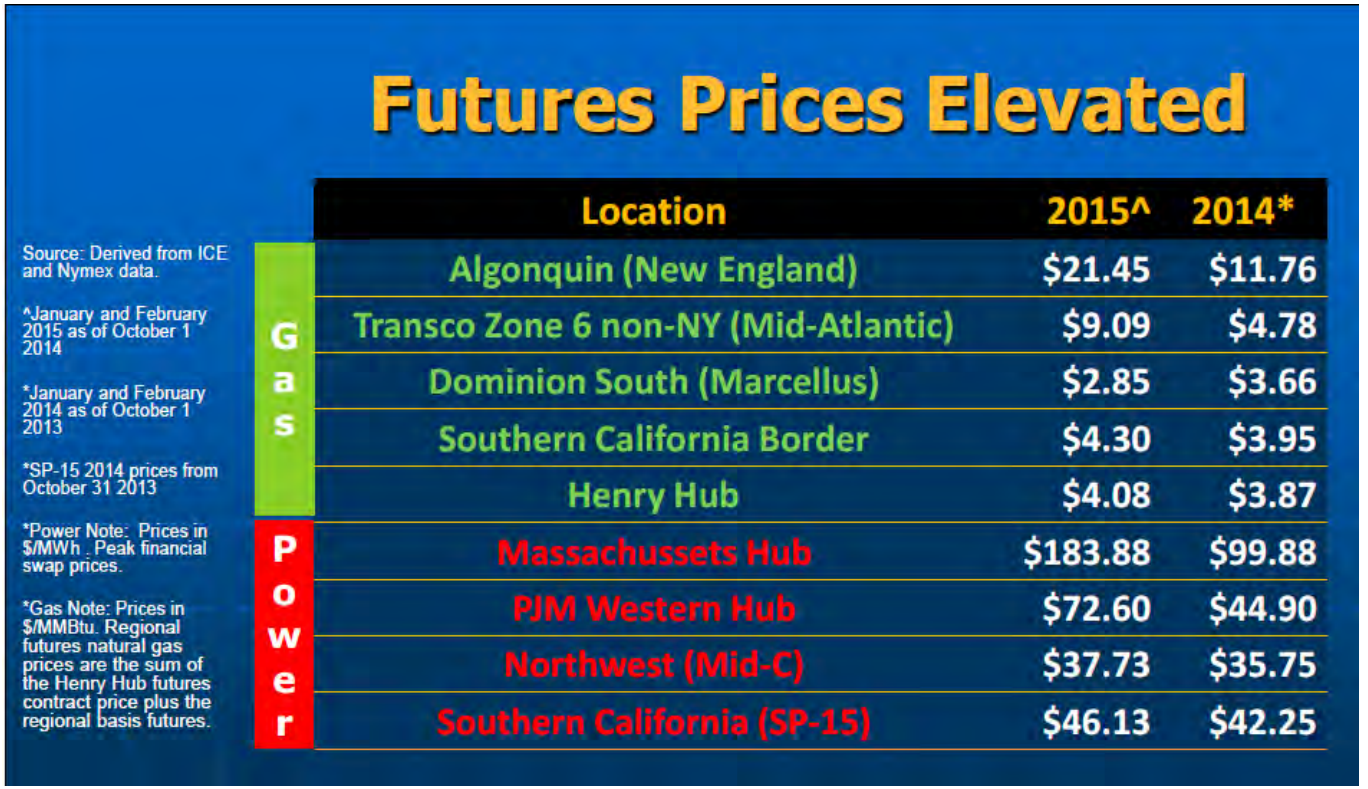

Source: FERC's Winter 2014-2015 Energy Market Assessment, October 16, 2014

Energy Market Offer Flexibility Enhancements

- ISO and NEPOOL developed enhancements to the energy market to provide greater ***flexibility*** for market participants to adjust their supply offers in the *day-ahead* and *real-time* markets.
  - Offers may now be changed in **real time** (during the operating day)
  - Offers are now **hourly** (versus an offer for all hours of the day)
  - Offers may be **negative** (as low as -$150/MWh)
- Offers should now reflect near real-time price of fuel, improving dispatch efficiency, price formation, and incentives to follow dispatch instructions
- Enhancements went into effect on December 3, 2014

Reserve Constraint Penalty Factor Changes

- When reserves are scarce (below required amounts), real-time reserve prices are set at the Reserve Constraint Penalty Factor rates
  - The real-time reserve clearing price *is reflected in the energy price*
- Per FERC order, the Reserve Constraint Penalty Factor rates were increased
  - 30-Minute Operating Reserves from $500/MWh to $1,000/MWh
  - 10-Minute Non-Spinning Reserves from $850/MWh to $1,500/MWh
- This is also expected to enhance incentives to perform in the near-term until larger capacity market reforms take effect
- Enhancements went into effect on December 3, 2014

Problems with Existing Capacity Market Design

- *Currently*, capacity payments are linked to resource *availability* and poorly linked to resource *performance*
  - Performance means actual delivery of energy or reserves
- Consequently, supply offers do not include the value of performance
- The market doesn't distinguish between resources based on performance, hence there is little incentive for resource owners to make investments to improve performance

ISO New England's pay-for-performance proposal is a comprehensive solution

Pay for Performance

- Capacity payments will be closely tied to performance during system deficiencies—the amount of energy and/or reserves provided
- Provides strong incentives for resources to make investments that improve performance
  - Examples: more secure fuel arrangements, capital improvements, improved maintenance and staffing, etc.
- Market participants have the *flexibility* to select the best, least-cost investments to ensure performance
- Goes into effect in 2018-2019 for resources that clear in FCA #9



Information Request NEER-1-26

Request:

Refer to NG-TJB/JEA-1 at 15. Please provide all data and inputs, in native file format, and show all calculations used to create the untitled figure at the top of the page.

Response:

Please see the response to Information Request NEER-1-25.

Information Request NEER-1-27

Request:

Refer to NG-TJB/JEA-1 at 15. At 15:8-11, Mr. Brennan and Mr. Allocca state: "Relief for our retail electric customers can be achieved once we relieve the interstate pipeline capacity constraints on the reliable and economical deliverability of domestic natural gas supplies to the New England electric energy market." Please define the "interstate pipeline capacity constraints to which this sentence refers." Please identify all instances, by year, month, day, and hour where the definition of significant pipeline constraints is satisfied for each of the following facilities:

(a) The Algonquin system, including and north of the Mahwah, New Jersey meter station.

(b) The Tennessee Gas Pipeline System, including and west of Canaan Meter / Zone 5 Leg 200 Pool.

(c) The Tennessee Gas Pipeline System, including and north of Mahwah, New Jersey meter station.

(d) Distrigas, Everett MA LNG Import Terminal Facilities.

Response:

The "interstate pipeline capacity constraints" phrase in this sentence is a reference to the general inadequacy of the total pipeline capacity available for transporting natural gas to the region. As the regions independent system operator, ISO-New England, explains, the result of this infrastructure inadequacy is that "existing pipelines are now running at or near maximum capacity at times, particularly in winter. During these times, gas-fired resources may have to pay high prices for fuel—if fuel is available at all."

ISO-New England further explains these constraints and their effects as follows:

> During the last few years, however, a number of factors—most notably, inadequate infrastructure for transporting natural gas—have been affecting the ability of natural-gas-fired plants to get the fuel they need to perform. The existing pipelines carrying natural gas into New England are now running at or near maximum

> capacity during most of the winter, especially during very cold periods.
> Because gas-fired plants represent about 44% of the region's generating capacity—far more than any other type of generator—the availability of this fuel has an immediate effect on both power grid reliability and wholesale electricity prices. …
>
> Pipeline constraints are also affecting regional emissions during winter because the ISO has increasingly had to run higher-emitting generators when gas-fired units can't access fuel or when the price of natural gas spikes.
>
> Addressing natural gas infrastructure constraints is currently the region's highest-priority challenge.

(http://www.iso-ne.com/about/regional-electricity-outlook/grid-in-transition-opportunities-and-challenges/natural-gas-infrastructure-constraints)

As explained above, the "interstate pipeline capacity constraints" phrase is a reference to the commonly understood general inadequacy of the existing infrastructure, and not a reference to any specific instances of specific operational constraints on specific pipelines. However, please also refer to the information below for additional information from interstate pipeline companies serving the region.

As noted by Eversource Energy in its response to Information Request NEER-1-18 in D.P.U. 15-181, in Spectra Energy Partner's initial response in docket D.P.U. 15-37, the Department's Investigation into the Means by Which New Natural Gas Delivery Capacity May be Added to the New England Market, Including Actions to be taken the Electric Distribution Companies, Spectra Energy Partner stated that:

> the gas-fired electric generators on Algonquin's system are located primarily downstream of the Southeast and Cromwell compressor stations. As market demand for access to the lower-cost domestic natural gas from points west of New England has grown, Algonquin has operated at essentially 100% load factor through those compressor station locations for four to five years. In fact, …, requests for transportation pursuant to interruptible contracts has been consistently rejected, i.e. only firm contracts have been able to be scheduled for delivery. We consistently have winter season timely cycle (NAESB) nominations for West to East

> transportation that are 400 to 500 Mdth/d higher than our current capacity.

(D.P.U. 15-37, Initial Comments of Spectra Energy at 8).

Similarly, in Tennessee Gas Pipeline's initial comments in D.P.U. 15-37, it stated that:

Tennessee receives requests nearly every day of the year for transportation service to or within New England that greatly exceed Tennessee's operating capacity. Specifically, in the winter (i.e., November through March), Tennessee is required each day to restrict shippers' requested volumes for non-firm service. The extent of these restrictions over the past three winters ranges from an average low of approximately 0.7 Bcf/d, to an average high of 1.4 Bcf/d, with sustained periods of significantly greater restrictions (e.g., restricting up to 2.6 Bcf/d of shipper requests during the winter 2014 /2015). These required restrictions on requested service that are affecting New England occur at multiple locations along Tennessee's system, and importantly, usually impact all priorities of Tennessee's various interruptible transportation services.
(D.P.U. 15-37, Initial Comments of Tennessee Gas Pipeline Company, LLC at 13).

Information Request NEER-1-28

Request:

Refer to NG-TJB/JEA-1 at 21. At 21:14-18, Mr. Brennan and Mr. Allocca state: "National Grid analyzed regional net benefits for the Supply and Market paths at the proposed sizes of 1,230,000 Dth/d and 1,332,500Dth/d, respectively, and at reduced sizes whereby the Supply Path and Market Path were both set at 1,052,000Dth/day." Please provide the referenced analysis, including calculations and all data and inputs, in native format.[2]

(a) Please show separately for each case tested the gross and net benefits.

(b) Please identify all assumptions employed in each calculation of "net benefits."

(c) Please explain whether it is National Grid's position that 1,052,000 Dth/day of pipeline transportation capacity is necessary to alleviate concerns related to reliability of electric supply for its retail customers. *(See* NG-TJB/JEA-1 at 39: 4-7). If the answer is no, please explain how much pipeline capacity National Grid believes is required to alleviate concerns related to reliability of electric supply for its retail customers. Please provide all inputs, workpapers, calculations, and algorithms employed to arrive at the amount of pipeline transportation capacity needed to alleviate reliability concerns.

[2] The testimony referenced in NEER-1-28 through NEER-1-30 appears in the exhibit NG-TJB/JEA-1 filed in D.P.U. 16-07 only.

Response:

(a) Preliminary analysis indicated that the gross benefits for the NED Supply and Market paths at the proposed sizes of 1,200,000 Dth/d and 1,300,000 Dth/d were comparable to the gross benefits at reduced sizes where both paths were set at 1,052,000 Dth/day. Due to the additional costs associated with the higher pipeline capacities, the latter configuration was more appropriate. In Attachment NEER-1-28(a) (HIGHLY SENSITIVE CONFIDENTIAL), Black & Veatch has provided the gross and net benefits of the preliminary analysis.

(b) Black & Veatch used the same approach to calculate gross and net benefits as stated in the Black & Veatch report for this preliminary analysis.

Prepared by or under the supervision of: Joseph Neil Copeland

(c) National Grid believes that incremental pipeline transportation capacity is necessary to alleviate concerns related to reliability of electric supply for its retail customers and to help reduce the cost of electric supply for its retail customers. The Company believes that the capacity commitments made in these proceedings should help alleviate retail electric customer's concerns related to reliability and help lower electric costs.

Column	A	B	C	D	E	F	G	H
Line #								
1				**Project Cost-Benefits Summary 2019-2038 ($ Billions)**				
2				**Levelized**			**Present Value**	
3	Project	Annual Benefits	Annual Costs	Annual Net Benefits	Total Benefits	Total Costs	Net Benefits	Benefit to Cost Ratio
4	With NED Only	[redacted]		1.4	[redacted]		12.1	[redacted]
5	With ANE Only			1.1			10.2	
6	With Both NED and ANE			1.2			10.9	
7	With Both NED and ANE at Greater Proposed Sizes (Preliminary Analysis)			1.1			10.0	

NextEra Energy Newsletter

October 21, 2014

Chicago Bull, Fine Boston Whine, and Relaxing on the Jersey Shore

Mike Zenker
Managing Director, Energy Research
michael.zenker@nee.com
(561) 304-5877

Meera Bagati
Director, Energy Research
meera.bagati@nee.com
(713) 374-1572

Monika Ellis
Director, Energy Research
monika.ellis@nee.com
(713) 374-1555

Chris McCarthy
Director, Energy Research
chris.mccarthy@nee.com
(561) 694-4951

Jeff Wright
Director, Energy Research
jeffrey.wright@nee.com
(561) 304-5823

The gas price spikes of the winter 2013/14 were largely isolated to the Northeast and the upper Midwest. The Northeast price spike, our analysis suggests, was caused by extreme demand layered on an infrastructure-constrained market. Boston and New York face the same risk for the next couple of winters, we believe, while New Jersey and markets south will be the benefactors of a growing amount of demand-serving pipeline capacity starting as early as this winter. The Midwest/Eastern Canadian price spike was driven by those markets competing for gas during the same series of winter storms that afflicted the Atlantic coast, bookmarked at the beginning of winter by a pipeline outage and towards the end by low eastern Canadian storage levels. With one worrying exception, the Chicago market seems unlikely to replicate last winter's path.

The theatrics of the last winter are, for the gas industry, easy to remember: the coldest national average temperatures (in population-weighted heating degree day terms) since the Carter Administration, record- or near-record gas prices, record- or near-record power prices, and enough snow to boost Florida real estate prices. Single-day gas prices for the Northeast broke records going back at least 15 years. Average spot basis at the Transco Zone 6 non-New York price point for the months of January and February registered a stout $25/MMBtu. Here we recall what caused the gas price spikes and focus on whether those regions remain at risk for a gas basis blowout over the next three winters.

PRICE PULSE

	NATURAL GAS (US$/MMBtu)					CRUDE ($/Bbl)				
10/17/2014	Henry Hub Spot	Prompt	Bal 14	Cal 15	AECO Spot	WTI	Brent	MARS Spot	LLS Basis	NGL Basket
Settle	3.72	3.77	3.81	3.81	3.25	82.75	86.16	81.55	3.00	32.60
2-Week Change	(0.23)	(0.27)	(0.27)	(0.13)	(0.24)	(6.99)	(6.15)	(7.49)	0.08	(2.97)
Change from Qtr (Jun 30)	(0.70)	(0.70)	(0.66)	(0.41)	(0.88)	(22.62)	(26.20)	(22.37)	(0.06)	(5.52)
Change from Year Ago	(0.03)	0.01	(0.17)	(0.32)	0.15	(17.92)	(22.95)	(14.77)	0.61	(7.15)

NextEra Energy Newsletter

Northeast Demand Pushes Pipeline Capacity to the Limit

For the Northeast, infrastructure was no match for demand. On the coldest day in January (January 7), aggregate Northeast consumption of gas spiked to 114% of the previous peak regional day demand (set in January of 2013), a 3.6 Bcf/d increase over the previous peak, as shown in Figure 1. Just two weeks later (on January 22 and 23), demand spiked again, again to 114% of the 2013 peak, and then finally another peak on January 28, this time beating the 2013 peak day by a hearty 4.2 Bcf/d. While many theories swirled about the causes of the price spikes on those and surrounding days, it is easy to see that the highest prices were on the coldest days, as shown in Figure 2, suggesting that the market was simply reacting to spiking demand. More importantly, infrastructure was not up to the task. As shown in Figure 3, which shows pipeline flows into the region at key meter stations as percent of capacity compared to the past three winters, pipelines were running at higher average utilizations (note there is very little gas storage in New England). The market simply could not move more gas into the Northeast (aside from LNG). Thus, to our view, it was not that the region could not attract more gas, or that other regions were siphoning the gas away, but simply that no further supply could be delivered.

FIGURE 1

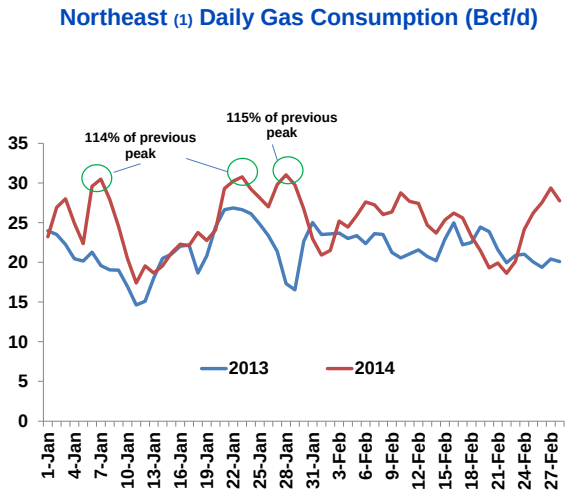

FIGURE 2

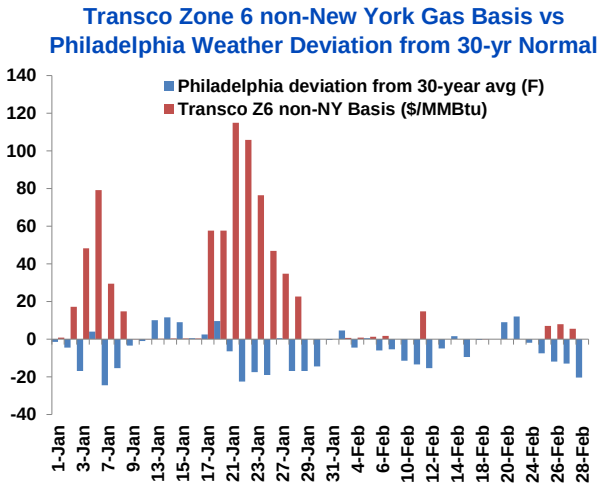

With supply constrained into the region, consumers short gas within the Northeast were forced to compete for available supply within the region. A key consumer during the severe winter weather was the power sector. The power markets throughout the Northeast are mostly open, competitive markets, where generators bid to supply power in the day-ahead market. While infra-marginal units, such as nuclear plants, typically (but not always) anticipate continuous full load operation, a gas-fired unit may not know if it will be awarded a schedule in the day-ahead market, particularly with the heightened gas price volatility this past winter. Further, gas prices were quite disparate across the Northeast region, making it more challenging for eastern plants to forecast their operations. During this past winter, gas prices in western Pennsylvania (think Marcellus) were a fraction of the prices in eastern Pennsylvania (think Transco Zone 6 non-New York), as the pipeline constraints shown in Figure 3 created a stark east-to-west price separation. This meant that the cost of providing gas-fired power on gas price spike days varied greatly across the Northeast, further complicating a power plant operator's understanding of their likelihood of operating. This left power plant operators scrambling in the day-ahead market to obtain fuel when awarded a schedule (or requested to run for reliability purposes), or dumping purchased gas into the daily gas market when not awarded a schedule. This means plant operators would tend to lean short on gas heading into days where they are not sure they will be needed, which results in more gas-fired power plants bidding for gas if they are unexpectantly needed. Gas buying this past winter was further exacerbated by high power plant outage rates (gas-fired and non-gas-fired), forcing system operators to request that available gas-fired generators operate on an emergency basis.

[1] Northeast defined as the mid-Atlantic states, including Virginia and Kentucky, and north through New York and New England.

NextEra Energy Newsletter

FIGURE 3

Capacity Utilization at Key Northeast Meter Stations (% of pipeline capacity utilized, Jan-Feb)

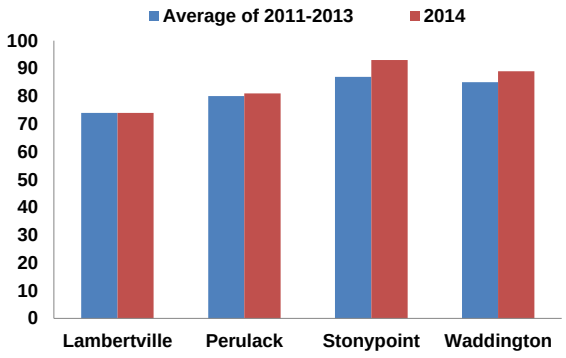

FIGURE 4

Eastern Canadian Storage Levels (Bcf)

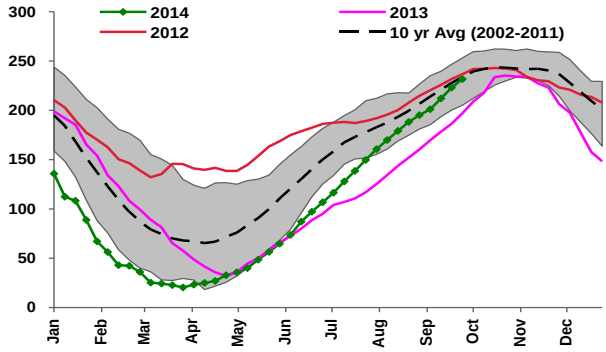

This past winter there were days when in fact some plants could not obtain fuel even when they tried, as noted by the power grid operator, PJM, which reported that 9,300 MW of gas plants (about 1,500 MMcf/d of gas if all running) could not obtain fuel on January 7, and 8,800 MW could not obtain fuel on January 28 (note: the mismatch between gas nomination schedules and power market schedules likely added to this problem). Local distribution companies, the main holder of pipeline capacity in the Northeast, were, not surprisingly, unwilling to sell their day-ahead gas to others as they were focused on serving their own customers. What is the value of gas when there is not enough to go around? Basis at Transco Zone 6 non-New York spiked to $79/MMBtu on January 6 (the day before the coldest weather), and then, when the market recognized that there was not enough supply to meet demand, gas basis spiked to $115/MMBtu with the arrival of the next cold weather wave on January 21-22 (see Figure 2).

One additional factor that impacted the Northeast was a low level of LNG imports. Flows into the region's two principal terminals, Everett and Canaport, were at multi-year lows, owing to weak prices prior to winter that failed to attract LNG from higher priced European and Asian markets. Everett imports alone were down nearly 160 MMcf/d versus the previous two winters.

Chicago and Eastern Canada Spike on Pipeline Outage and Low Storage

Meanwhile, the same weather that plagued the east coast had already swept through Chicago and surrounding markets. Instead of an absolute constraint in serving demand with pipeline gas, a sequence of weather and operational events led to the price spike in Chicago and surrounding markets. Chicago had larger and more sustained deviations in temperature than Philadelphia, New York, and Boston (Chicago temperatures in January and February were over nine degrees below normal, compared to four below normal in Philadelphia, four in New York City, and two in Boston), as shown in Figure 5, but the price spikes required an extra dose of market turmoil to supplement the weather impetus. That turmoil arrived with the loss of flows to the Viking pipeline following a rupture on an upstream lateral in late January, at the same time as another wave of cold weather was parked over the region. Prior to that event, the January cold weather was met with adequate supplies, keeping basis at Chicago at a high but manageable $6/MMBtu. But the loss of flows on Viking forced the Minneapolis/St. Paul region, which generally experiences cold weather fronts first (as weather moves eastward), to compete for Canadian supplies on Northern Border pipeline. The Chicago market was then forced to divert gas otherwise destined for the Dawn regional market as evidenced by 800 MMcf/d swings in flows on Vector. Chicago and Dawn also turned to storage to further supplement pipeline supply.

Figure 4, which shows eastern Canadian storage levels, illustrates that by late January, eastern Canadian storage levels were approaching the normal end-of-March levels, and that by late February, levels were setting new multi-year lows. In other words, the market knew that storage would not be a significant factor in cushioning prices from subsequent cold weather events, forcing price-inelastic utilities to bid up spot prices. A series of cold weather storms through late January and persisting through February proceeded to draw Eastern Canadian storage to dangerously low levels.

The battle for Midwest gas was observable, as Chicago basis moved progressively higher through late January and February on comparatively milder weather, as shown in Figure 5. Dawn and Chicago clearly compete for gas, with Dawn typically pricing at a small premium to Chicago (prior to the late January supply loss, Dawn priced at a modest $0.04/MMBtu premium to Chicago). Following the (temporary) loss of pipeline gas to the region and subsequent quick draw down of storage, Dawn competed aggressively with Chicago for gas, pricing $1.63/MMBtu over Chicago during the last week of January and first week of February.

FIGURE 5

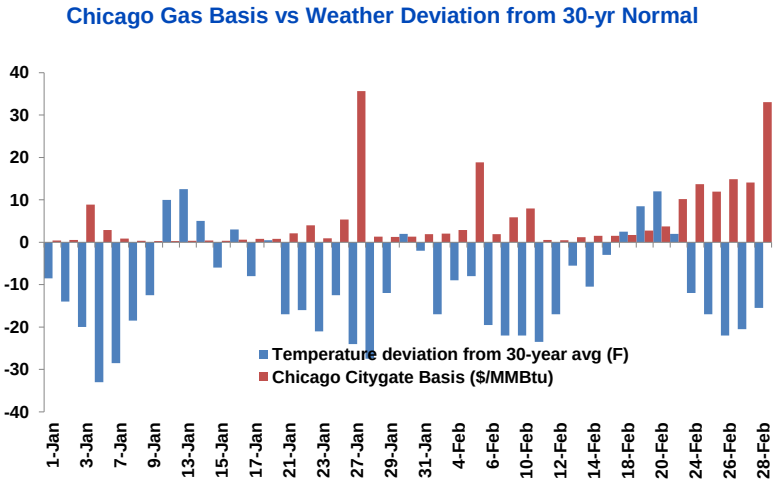

Thus, while Chicago and the Northeast had price spikes in the same winter, the reasons are somewhat different. While both the Northeast and the upper Midwest/Eastern Canada struggled with the same cold weather storms, the Northeast suffered from a lack of pipeline infrastructure, while the Chicago market was forced to compete with neighboring regions in response to pipeline outages and dwindling storage.

No Near-term Fix for New England

New England has had little meaningful pipeline capacity added in the past few years despite a history of challenging winter gas prices. What the region has received is LNG and "local" supply: Canaport LNG import terminal (peak sendout capacity of 1,200 MMcf/d, started in 2009); Excelerate's Northeast Gateway offshore Massachusetts buoy system (peak sendout of 600 MMcf/d, started in 2008); the currently inactive Neptune Deepwater Port owned by GDF Suez (peak sendout of 800 MMcf/d, started in 2010); and the start of production from offshore Eastern Canada's Deep Panuke gas field (production rates of about 300 MMcf/d). However, as noted above, LNG imports to Canaport and Everett fell to the lowest levels in years this past winter, leaving New England more dependent on its inadequate pipeline infrastructure. New England has essentially no geology for local market underground storage, and therefore relies on storage in other market regions delivered via pipeline.

While a cluster of pipeline projects have been proposed for New England, there has been tepid shipper commitment to underwrite a sizeable pipeline, at least so far. Regional elected officials have been searching for a mechanism to bring new capacity to the market, even proposing that pipeline costs be passed through to customers in electric transmission rates (New England States Committee on Electricity proposal). Yet, with basis deeply negative outside of winter, it remains difficult for shippers to underwrite new capacity.

Algonquin's AIM I project, at 342 MMcf/d, is moving forward with an estimated start date of November 2016, but is insufficient to alone rid New England of winter basis risk. Kinder Morgan's Northeast Direct pipeline, with a proposed capacity between 800-2,200 MMcf/d is gaining some market interest, but it is unclear to us if the project has garnered enough support to proceed. Spectra's Access Northeast (1,000 MMcf/d) is in a similar state, apparently without sufficient shipper commitments to move forward. Williams has proposed a pipeline for the region as well, and recent announcements of other New England pipelines suggest the potential for new infrastructure in the future. However, given timing to permit and construct pipelines in the challenging New England market, the region will remain without enough pipeline capacity over the next three years to significantly lower the risk of basis spikes during winter.

LNG imports could, in theory, ramp up in New England and Eastern Canada to change that outlook. Setting aside Northeast Gateway, the combined capacity at the Everett and Canaport LNG import terminals could deliver a sustainable 1,500 MMcf/d to Canada and New England, but depends on supply availability, attractive-enough prices in New England relative to other global LNG price points, and the commitment of the owners of these terminals to focus supply on that market. Note that New England forward winter prices are robust, carrying a $4.60/MMBtu premium to UK's National Balancing Point (NBP) for the coming winter, a $2.20/MMBtu premium for the 2015/2016 winter, and then a $0.16/MMBtu premium for the winter of 2016/2017. Whether this winter premium will attract gas away from Europe or Asia remains to be seen, as commitments for LNG flows for the coming winter have already been made.

Our assessment is that New England remains at risk of premium prices during winter, and will not require another 1-in-30 cold winter to cause high gas prices. Tellingly, there does not appear to be sufficient shipper interest to underwrite enough pipeline capacity for the region. The market appears to agree, with forward basis in New England elevated for the coming winters, as shown in Figure 6. Note that many of New England's power plants can switch to oil, keeping gas prices in the region tied, more or less, to oil equivalents.

FIGURE 6

Algonquin Forward Winter (Nov-Mar) Basis ($/MMBtu)

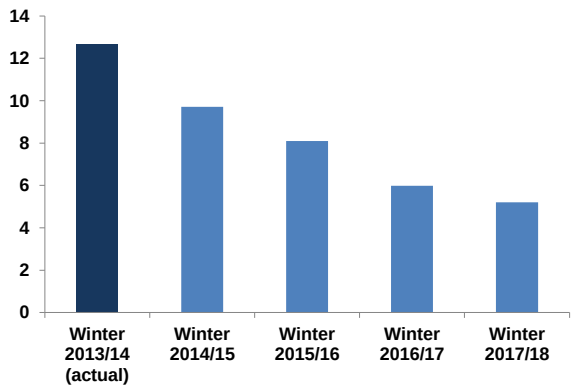

FIGURE 7

Premium of Transco Zone 6-New York Winter (Nov-Mar) to New Jersey ($/MMBtu)

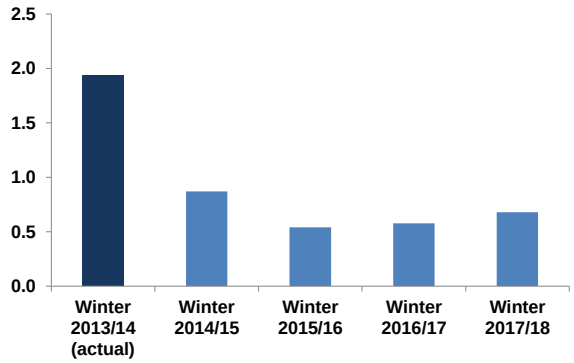

Little New Capacity for New York, But Softening Basis in Surrounding Markets

The New York market area (Transco Zone 6-New York) has benefited from recent capacity additions, particularly with Spectra adding 800 MMcf/d of demand-serving capacity from New Jersey to New York (Manhattan). There are a host of projects set to move gas to/through upstate New York (eg, the 650 MMcf/d Constitution pipeline), or move gas more efficiently within the region (eg, the 647 MMcf/d Rockaway Lateral), or that will alleviate constraints in the TETCO M3 market region to the south (as discussed below), but there are no large new projects that bring gas directly to the Zone 6-New York market in the near term. The constellation of projects around Zone 6-New York could help alleviate basis risk somewhat. As gas is increasingly available to the Zone 6 non-New York and TETCO M3 markets to the south, this should lessen competition for gas that could flow to Zone 6-New York, giving New York a break. In other words, with no projects directly targeting New York City proper, the best outcome for New York City is a softening of basis in contiguous regions. New Zone 6-York City thus remains at risk for strong winter pricing. New Yorkers can gaze longingly at cheaper gas prices in New Jersey; forward winter prices reflect the expectation that New York prices at premium to New Jersey, as shown in Figure 7.

All Roads Go Through New Jersey

New Jersey prices have been the benefactor of a round of pipeline projects intended to debottleneck the Marcellus producing region, and more are on the way. To put New Jersey in perspective, it is worth noting that Transco Zone 6 non-New York (essentially New Jersey) was the price leader this past winter, with the average of January and February 2014 spot basis over $25/MMBtu, followed by Algonquin at nearly $21/MMBtu. Sandwiched between the two, both physically and price-wise, was Transco Zone 6-New York, at $17/MMBtu. Even though TETCO M3 is contiguous to both Transco Zone 6 non-New York and Transco Zone 6-New York, it trades at a discount to both, with January and February basis averaging just under $12/MMBtu.

The M3 price point has had the price softening impact of Tennessee's Northeast Upgrade Project (636 MMcf/d) and Transco's Northeast Supply Link (250 MMcf/d), which both initiated service in 2013. This price disparity represents the distinct bottlenecks within the Northeast region that have not been fully alleviated by recent pipeline capacity additions. The granularity is actually more distinct than these price points illustrate. Platts is proposing to split Transco Zone 6 non-New York into a north and south version to better capture the separation in prices north and south of Transco station 195 (York, PA).

Unlike the New York and New England markets, a series of pipeline additions are expected to bring a substantial amount of new capacity to serve the eastern Pennsylvania/New Jersey market area. These include projects intended to serve demand in that market region, and projects traversing through this region on their way to demand in the Southeast. These include the projects listed in Figure 8. Collectively, these projects would add over 4 Bcf/d of new capacity if constructed, drawing gas from Northeast Pennsylvania, Southwest Pennsylvania and Ohio to serve demand in the Eastern Pennsylvania and New Jersey markets, and markets further south. While it is difficult to handicap the likelihood of these projects, we believe over 3 Bcf/d of new capacity will arrive, and with TEAM 2014 starting this winter, and Leidy Southeast and TCO East Side coming in 2015, New Jersey looks to be at decreasing risk of basis fly-ups in the years ahead.

As Gas Flees Marcellus, Chicago Benefits

As noted above, it took three punches to knock Chicago off center: severe cold weather, a pipeline outage, and low storage. While this trifecta is possible in the future, a wave of pipeline projects is set to unleash a gusher of new pipeline gas on the Midwest. The Midwest has been the second market for Northeast (Marcellus and Utica) producers to focus on, after the Atlantic market. While the projects listed in Figure 8 do not all target the Chicago market directly, they do interconnect with pipelines that serve the Chicago region. Thus, should flows drop from Canada, Northeast supply can fill in after these new pipes are flowing.

The REX Seneca Lateral (600 MMcf/d) will add capacity for this winter, but the big chunks of supply come before next winter (2.2 Bcf/d), and then not until the 2017/2018 winter (over 7 Bcf/d of proposed capacity). The potential offset is low storage in Western Canada, which is running about 150 Bcf below year-ago levels and could be a supply constraint for the coming winter for the Chicago and Dawn markets. Eastern Canadian storage has built impressively this summer, and is solidly above year-ago levels. Our view is that Chicago should be better prepared for the coming winter, with much reduced risk of winter basis blowouts for winter 2015/2016 given the timing of pipeline additions. Echoing that view, forward basis in Chicago softens with each successive winter, with the coming winter (Nov-Mar) pricing at a $0.28/MMBtu premium (compared to $2.67/MMBtu winter average in 2013/2014), followed by a $0.12/MMBtu premium for the winter of 2015/2016, and then negative basis for the winters thereafter.

Repeat of Last Winter Isolated to New York and Boston

We conclude that the New Jersey and Chicago markets are receiving enough infrastructure to dramatically reduce the risk of severe basis dislocations, with relief even for this winter. New York and Boston are not as fortunate. While there are projects proposed, they do not appear to be garnering sufficient shipper commitments. Further, building pipelines around New York City and in New England has always been challenging. When residents of New York and Boston look down their noses at New Jersey and Chicago, they are likely to see cheaper gas prices.

NextEra Energy Newsletter

FIGURE 8

CHICAGO REGION

Pipeline	Name	Target Market	Volume Bcf/d	In-Service Date
Rockies Express Pipeline	**REX Seneca Lateral**	Midwest	0.6	Dec-14
Rockies Express Pipeline	**REX East-to-West**	Midwest	1.2	Jun-15
Texas Eastern (TETCO)	**Uniontown to Gas City Expansion (U2GC)**	Midwest	0.425	Nov-15
Texas Eastern (TETCO)	**Ohio Pipeline Energy Network (OPEN) New Pipe**	Midwest	0.55	Nov-15
NGPL	**Chicago Market Expansion**	Midwest	0.28-0.45	Nov-16
ANR	**ANR East Project**	Midwest	2.0	Nov-17
Rockies Express Pipeline	**REX Clarington to West**	Midwest	2.4	Nov-17
NGT	**NEXUS Gas Transmission (NGT)**	Midwest & Canada	2.0	Dec-17
Vector Pipeline	**Vector Pipeline 2017 Expansion**	Midwest & Canada	1.3	Nov-17
TallGrass & AGL	**Prairie State Pipeline**	Midwest	1.5	Nov-17

SOUTH OF NEW YORK

Pipeline	Name	Target Market	Volume	In-Service Date
Transco	**Northeast Connector**	Northeast	0.1	Nov-14
Texas Eastern (TETCO)	**TETCO TEAM 2014**	Mid Atlantic	0.6	Nov-14
Columbia Gas Transmission (TCO)	**Line MB Extension**	Northeast	0.175	Nov-14
Tennessee Gas Pipeline (TGP)	**Uniondale**	Northeast	0.034	Nov-14
Transco	**CPV Woodbridge**	Northeast	0.264	Apr-15
Columbia Gas Transmission (TCO)	**East Side Expansion**	Northeast	0.31	Nov-15
Transco	**Leidy Southeast**	Mid Atlantic	0.525	Dec-15
Transco	**Rock Springs Lateral**	Northeast	0.192	Aug-16
Transco	**Garden State Expansion Phase I**	Northeast	0.18	Nov-16
Transco	**Garden State Expansion Phase II**	Northeast	0.18	Aug-17
Transco	**Diamond East**	Northeast	1.0	Jun-18
PennEast	**PennEast Pipeline**	Northeast	1.0	Jul-18
Texas Eastern (TETCO)	**Appalachia to Market (A2M)**	Northeast	1.0	Nov-18

INTO NEW YORK

Pipeline	Name	Target Market	Volume	In-Service Date
Transco	**Rockaway Lateral**	New York	0.647	Nov-14
Iroquois	**Eastern Long Island Project**	New York	0.225-0.8	Jun-17

NORTH OF NEW YORK

Pipeline	Name	Target Market	Volume	In-Service Date
Dominion	**Iroquois Access Project**	Northeast	0.275	Nov-14
Iroquois	**Wright Interconnect Project (WIP)**	Northeast	0.65	Mar-15
Constitution Pipeline	**Constitution Pipeline**	Northeast	0.65	Nov-15
Dominion	**New Market Project**	Northeast	0.112	Nov-16
Iroquois	**South-to-North (SoNo)**	Northeast	0.3	Nov-16

NEW ENGLAND

Pipeline	Name	Target Market	Volume	In-Service Date
Algonquin	**Salem Lateral**	New England	0.115	Nov-15
Algonquin	**Algonquin Incremental Market (AIM)**	New England	0.342	Nov-16
Portland Natural Gas Transmission (PNGTS)	**Continent to Coast (C2C)**	New England	0.35	Nov-16
Tennessee Gas Pipeline (TGP)	**Connecticut Expansion Project**	New England	0.072	Nov-16
Tennessee Gas Pipeline (TGP)	**Northeast Energy Direct Project (NED)**	New England	1.5	Nov-18
Spectra	**Access Northeast**	New England	1.0	Nov-17
Algonquin/ M&NE	**Atlantic Bridge**	New England	TBD	Nov-17

NextEra Energy Newsletter

Natural Gas Market Highlights

Natural gas prices have been in a steady downward channel for the past two weeks on soft demand and strong late-season storage injections despite ongoing pipeline maintenance signaling an oversupplied market.

- Tallgrass Partners and AGL Resources will pursue the development of a new natural gas pipeline called the Prairie State pipeline with 1.5 Bcf/d of transportation capacity from central Illinois to the Chicago market. Potential interconnections are with Rockies Express, Trunkline, and Panhandle, with an expected in-service date of Nov-2017.
- NGPL announced they are holding a binding open season for a northbound expansion of its Gulf Coast mainline, called the Chicago Market Expansion which will provide incremental firm transportation into the Chicago market by Nov-2016.
- Vector Pipeline has begun an open binding season to gauge interest in an expansion to double its capacity to 1.3 Bcf/d and possible bi-directional flows, with an in-service date of Nov-2017.
- The Tennessee Valley Authority is more than halfway complete with its testing of components of the Watts Bar 2 nuclear reactor, placing the project on track for a Dec-2015 start. The project was first begun in 1973, halted in the 1980s, and restarted in 2007.
-

FUNDAMENTALS PULSE

	This Week	Last Week	Change
STORAGE *(Bcf)*			
East	1,825	1,776	49
West	474	464	10
Producing	1,000	965	35
Lower-48	**3,299**	**3,205**	**94**
East	249	243	6
West	338	329	9
Canadian	**587**	**572**	**15**
OTHER			
Power *(Bcf/d)*	15.9	16.7	-0.8
Net Imports *(Bcf/d)*	3.2	3.1	0.1
Production *(Bcf/d)*	69.7	69.1	0.6
Nuclear *(MW)*	77,336	79,085	-1,750
DEGREE DAYS *(Ending Thursday)*			
Heating (Natural Gas)	49	50	-1
Cooling (Population)	18	23	-5

Crude Market Highlights

WTI prices fell below $80/Bbl last week but rebounded on speculation that price fall was excessive

- The IEA once again cut its projection for oil demand growth for 2014 and 2015, citing a weakening economic outlook. IEA cut its 2014 demand forecast by another 250 MBbls/d, to only 650 MBbls/d, which would be a 5-year low and only half the rate of the 1.3 MMBbls/d growth rate the agency expected in June 2014. OECD demand for 2014 was downgraded by 125 MBbls/d relative to last month and non-OECD demand was cut by a similar amount. Oil demand growth in 2015 is expected to be 1.1 MMBbls/d. Non-OECD demand in 2015 was also downgraded by 0.15 MMBbls/d.
- Non-OPEC supply is expected to grow 1.7 MMBbls/d in 2014 and 1.3 MMBbls/d in 2015. This is higher than expected 2015 demand growth and has reduced the need for OPEC output. The expected call on OPEC supply in H1 2015 is at 29.2 MMBbls/d, 1.6 MMBbls/d lower than current OPEC production rate of 30.9 MMBbls/d.
- The oil market is carefully watching for signs of an OPEC supply cut from the next OPEC meeting, to be held November 27, 2014. Leading up to the meeting, Saudi Arabia has cut its selling price for crude, which was followed by similar cuts by Iran and Iraq. Further, statements by key oil ministers seem to suggest that an OPEC supply cut is not likely.

FUNDAMENTALS PULSE

	This Week	Last Week	Change
STORAGE *(MBbls)*			
Crude Oil	370,573	361,650	8,923
Cushing	19,645	18,929	716
Gasoline	205,673	209,668	-3,995
Distillate	124,622	126,140	-1,518
Propane	81,376	80,645	731
TTL Stocks	**782,244**	**778,103**	**4,141**
YoY Change			*-13,684*
OTHER *(MBbls/d)*			
Refinery Runs	15,321	15,554	-233
Refinery Utilization	88.1%	89.3%	-1.2%
Production	8,951	8,875	76
Crude Imports	7,740	7,712	28
Product Exports	3,500	3,445	55

Energy Highlight

Saudi Crude Selling Price to Asia (Premium/Discount Over Oman Dubai Average LHS-$/Bbl) vs Saudi Crude Production (RHS-MMBbls/d)

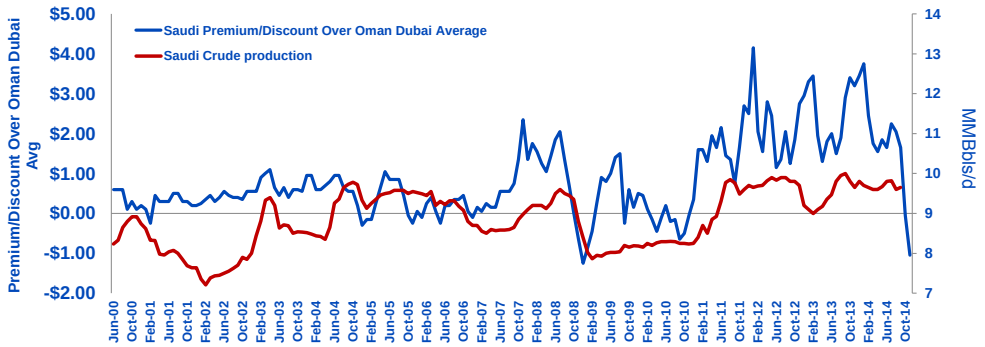

THE TAKEAWAY:

The Saudi price discount relative to Asian grades deepened for the month of November (for the fourth month in a row) and is now set at a $1/Bbl discount to the Oman Dubai average price, the lowest discount since the recession. The Saudis appear to be maintaining the competitiveness of their crude in Asia as more West African crudes, displaced from the U.S., are competing in the Asian markets. This time around the price reductions have not been associated with any production cuts, implying that producers are fighting for market share rather than restraining supply in a weak oil price market.

NextEra Energy Newsletter

Natural Gas Market Analytics

Fig. A - Weekly Changes in Market Balances

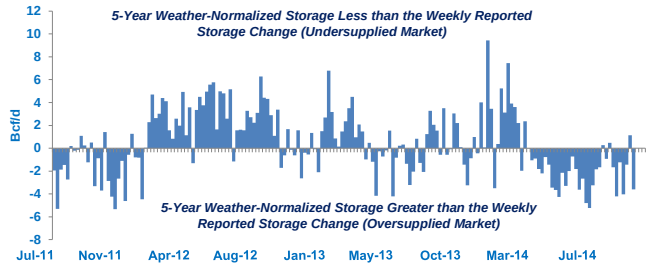

Mild temperatures continue to encourage a loosening of supply/demand balances, toward an oversupplied market

Fig. B - Weekly Gas-to-Coal Displacement YoY Differential

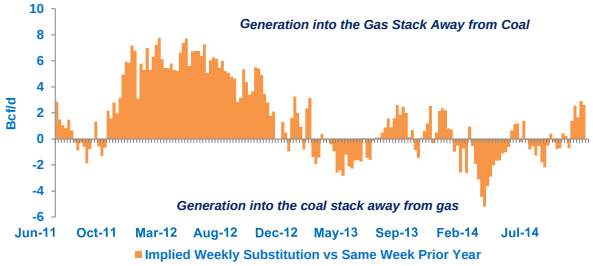

Power generation shifted slightly towards stronger gas-generated power output

Fig. C - December-January Seasonal Spread

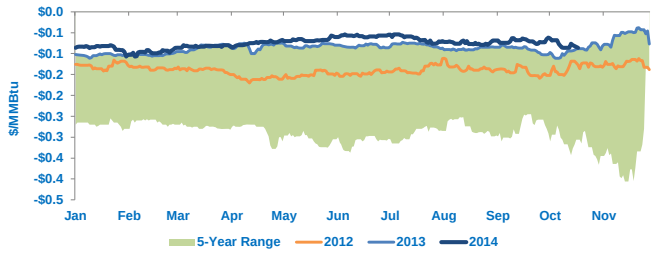

The spread has been relatively rangebound with a small Weakening of the spread recently

Fig. D - Daily Natural Gas-fired Generation Consumption

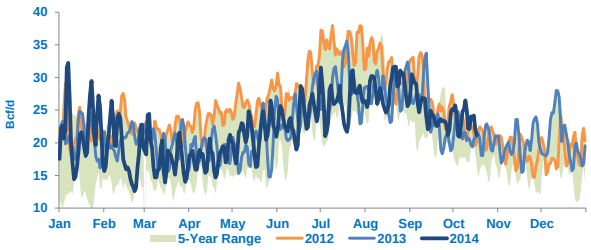

Natural gas fired generation has been relatively strong through October

Fig. E - Weekly Heating Degree Days - Total U.S.

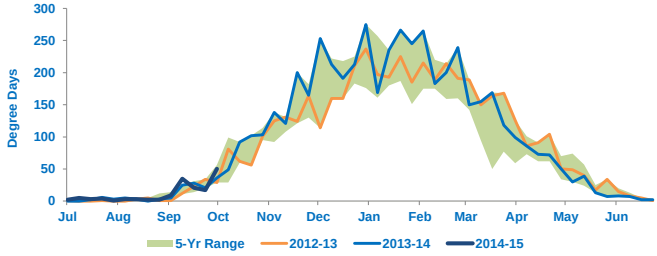

Heating degree days are beginning to slowly ramp up but remain very low in October so far

Fig. F - Lower-48 Daily Dry Production

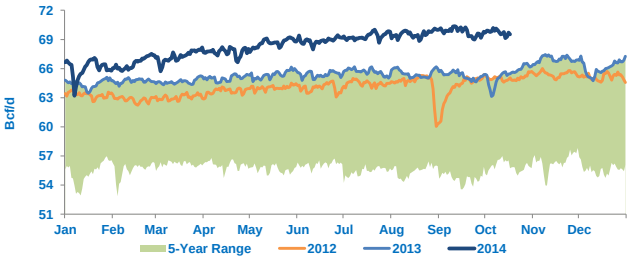

Natural gas production increases as maintenance season slowly abates

Fig. G - Lower-48 Daily Net Pipeline Imports

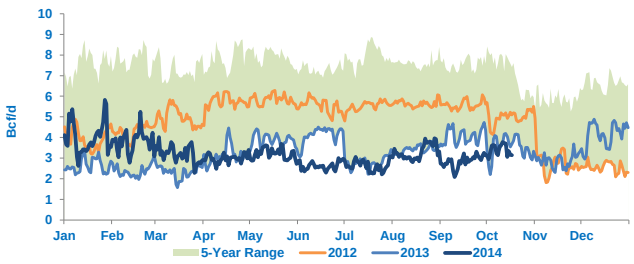

The combination of Canadian imports and Mexican exports has improved over the past month as Mexico exports have declined on milder weather and weaker demand

Fig. H - Natural Gas Storage YoY Deficit/Surplus (Apr-Oct)

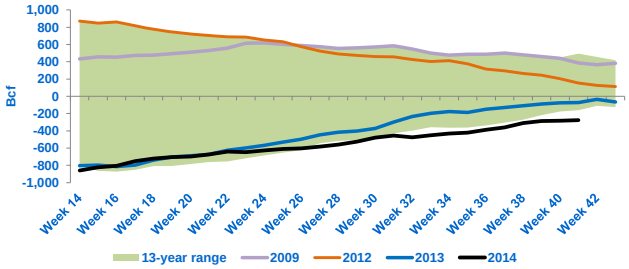

The natural gas storage year-on-year deficit continues to slightly exceed the five-year average

NextEra Energy Newsletter

Crude Oil Market Analytics

Fig. I - U.S. Crude Oil Inventory

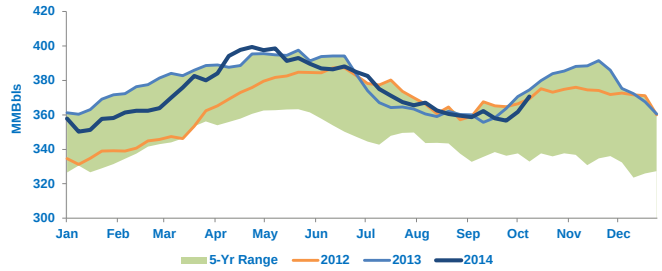

Crude oil in inventory is 1.1 % below year-ago levels and continues to track near the upper range of the five-year average

Fig. J - Cushing Stocks

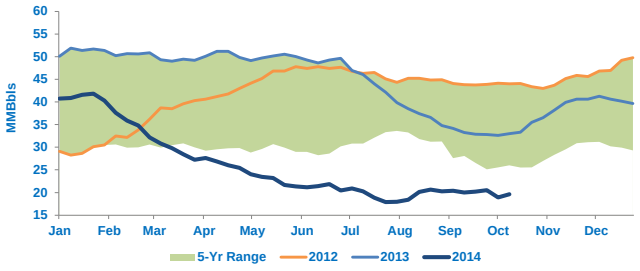

Cushing stocks have risen to 20 MMBbls, after reaching a low of 18 MMBbls

Fig. K - U.S. Crude Oil Production

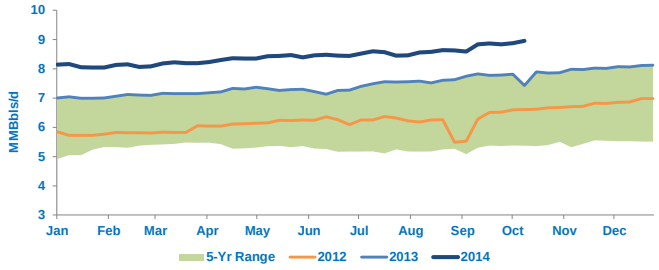

Crude production is up 1.5 MMBbls/d YoY

Fig. L - U.S. Refinery Utilization

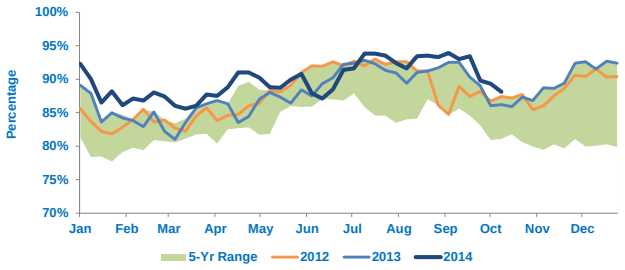

Gross input into refineries showed a large decline this week as maintenance finally starts to kick in

Fig. M - U.S. Refined Product Consumption

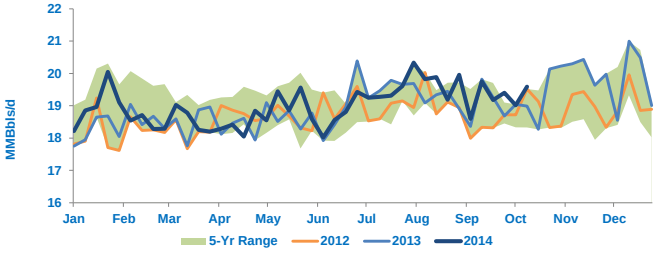

U.S. product demand is running about 3% higher YoY

Fig. N - U.S. Refined Product Exports 4-Week Average

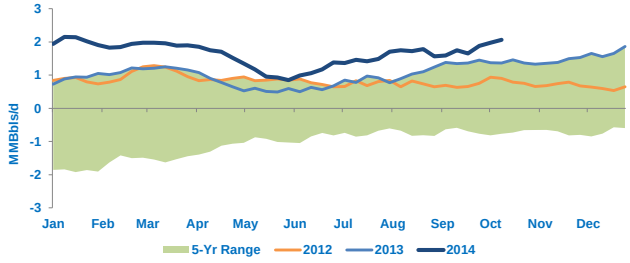

Net refined product exports remain at highs as refiners take advantage of the U.S./overseas price arbitrage

Fig. O - U.S. Crude Imports

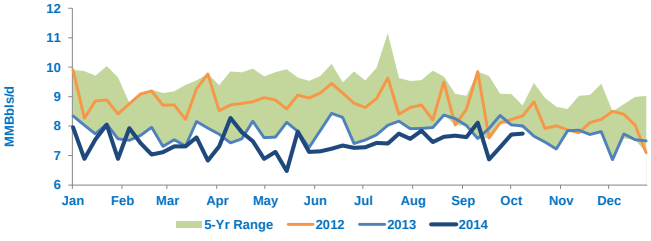

Crude imports are 0.3 MMBbls/d lower YoY, continuing to reflect displacement of imports by domestic crudes

Fig. P - U.S. Crude Imports By Grade

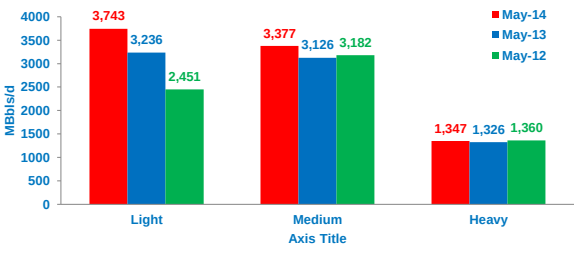

Light crude imports are 0.8 MMBbls/d lower YoY, as light domestic production displaces imports

NextEra Energy Newsletter

Power Market Analytics

Fig. Q - Weekly Power Output

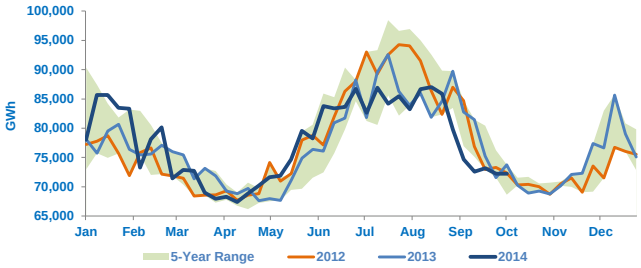

Power demand has been very weak, primarily driven by weather. However, some analysts fear that there is little underlying growth ahead

Fig. R - Weekly Nuclear Output

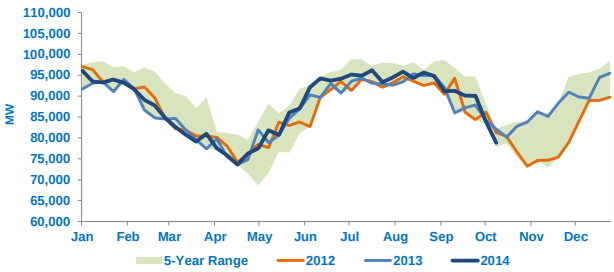

Recent nuclear generation has dropped below year-ago levels with the ramping up of seasonal outages

Fig. S - Monthly ERCOT Wind Output

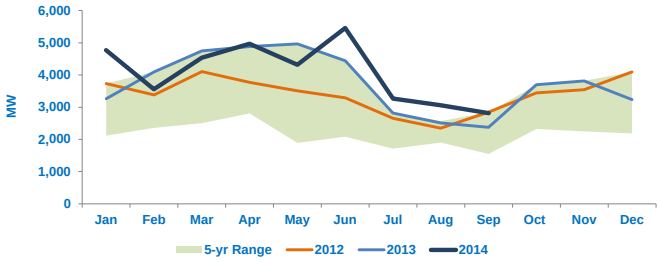

ERCOT wind output remains slightly above year-ago levels, due to capacity additions on a YoY basis

Fig. T - Weekly Railcar Loads - Coal

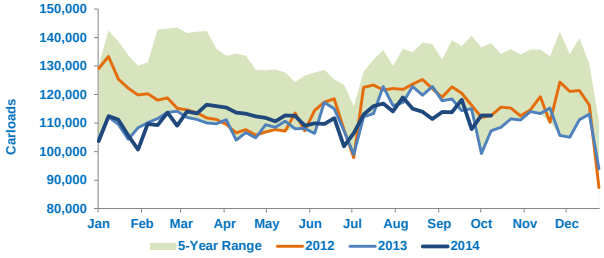

Short term demand for coal remains soft, but seasonal stocking ahead of winter is underway

Fig. U - PJM West/TETCO M3 7000 Heat Rate Spark Spread

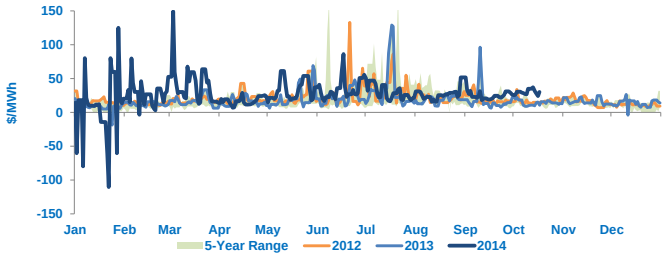

PJM is in the shoulder season, with little risk of price spikes over the next few weeks

Fig. V - Daily NEPOOL/Algonquin 7000 Heat Rate Spark Spread

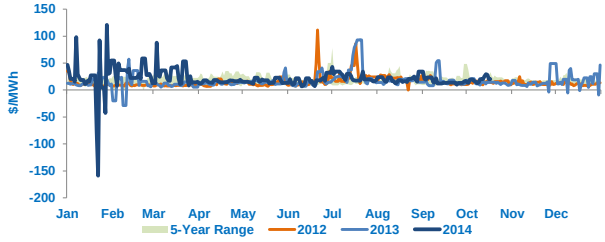

Like PJM, NEPOOL is in the shoulder season, with little risk of price spikes over the next few weeks

Fig. W - Daily SP15/SoCal 7000 Heat Rate Spark Spread

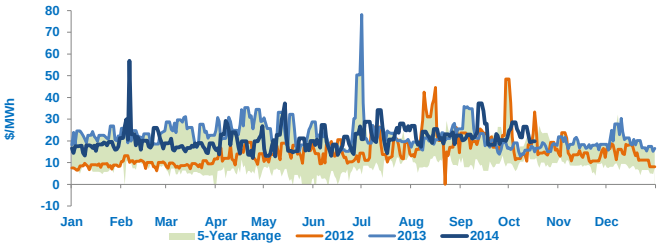

The West enters the seasonally low fall power demand season

Fig. X - Daily ERCOT N/Carthage 7000 Heat Rate Spark Spread

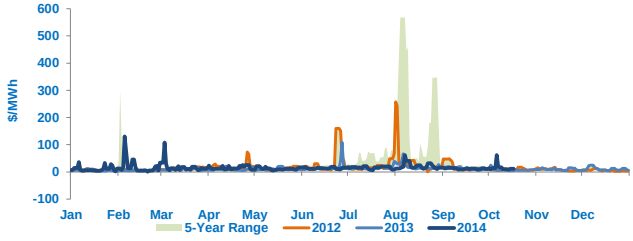

It was a very quiet summer in ERCOT, with ample spare capacity now characterizing fall

NextEra Energy Newsletter

Financial Market Analytics

Gas Non-commercial Positions vs Prompt Month Price

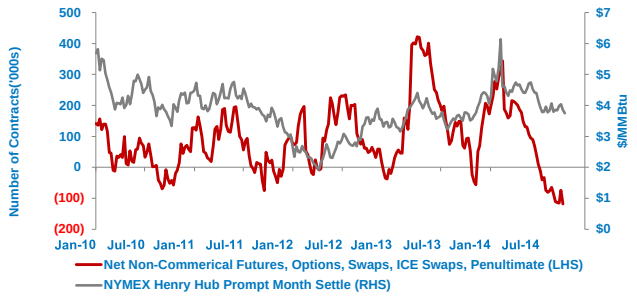

WTI Non-commercial Positions vs Prompt Month Price

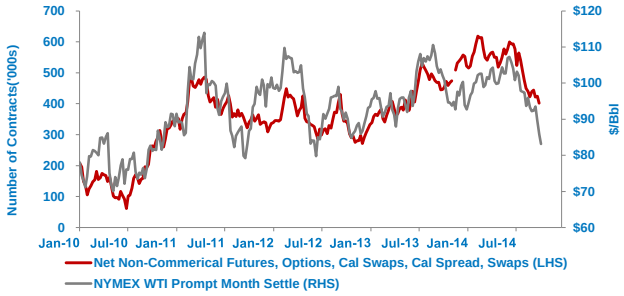

NYMEX Natural Gas Forward Curve

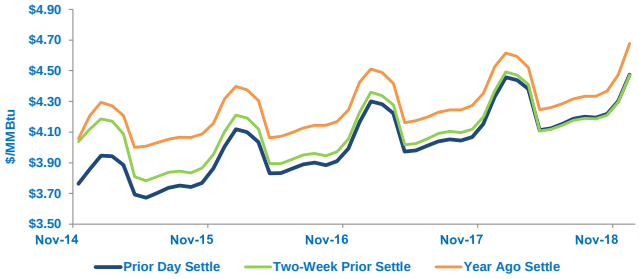

NYMEX WTI Forward Curve

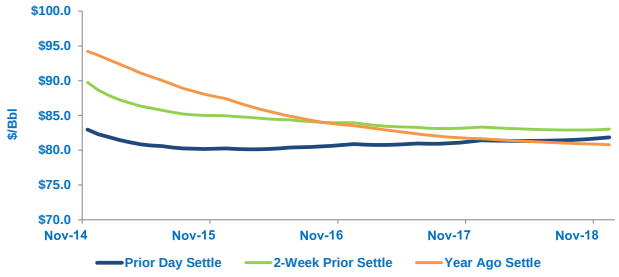

NATURAL GAS ($/MMBtu)

(Friday)	Settle	2-Week	From Qtr	On Year
Prompt	$3.77	($0.27)	($0.70)	$0.01
Bal 2014	$3.81	($0.27)	($0.66)	($0.17)
Cal 2015	$3.81	($0.13)	($0.41)	($0.32)
Cal 2016	$3.96	($0.07)	($0.28)	($0.27)

WTI CRUDE ($/Bbl)

(Friday)	Settle	2-Week	From Qtr	On Year
Prompt	$82.75	($6.99)	($22.6)	($17.92)
Bal 2014	$82.63	($6.58)	($21.19)	($14.45)
Cal 2015	$80.68	($5.22)	($16.94)	($9.22)
Cal 2016	$80.42	($3.88)	($11.45)	($4.50)

PRODUCTS/NGLs (c/gal)

(Friday)	Settle	2-Week	On Year
Ethane	22.69	(1.45)	(3.81)
Propane	95.34	(10.85)	(17.54)
Butane	114.03	(9.25)	(35.94)
Nat Gasoline	176.81	(14.40)	(35.05)
Composite Bbl	77.61	(7.08)	(17.03)

Contact Us

Craig Shapiro	VP & Managing Director, Oil & Gas	Craig.Shapiro@nee.com	561-304-5939	Juno Beach, Florida
Mark Palanchian	VP & Managing Director, Power	Mark.Palanchian@nee.com	561-304-6015	Juno Beach, Florida
Peter Burnside	Managing Director, Oil & Gas Origination	Peter.Burnside@nee.com	561-625-7160	Juno Beach, Florida
Mark Brown	Managing Director, Oil & Gas Origination	Mark.Brown@nee.com	713-951-5347	Houston, Texas
Larry Boisvert	Managing Director, Power Origination	Larry.Boisvert@nee.com	713-205-1024	Houston, Texas
Reza Sharifi	Managing Director, Mid-Marketing	Reza.Sharifi@nee.com	561-304-6134	Juno Beach, Florida
Mike Zenker	Managing Director, Energy Research	Michael.Zenker@nee.com	561-304-5877	Juno Beach, Florida
Sridhar Varadarajan	Senior Director, Structuring	Sridhar.Varadarajan@nee.com	713-374-1506	Houston, Texas
Mark Myers	Senior Director, Oil & Gas Origination	Mark.E.Myers@nee.com	713-374-1589	Houston, Texas
Monika Ellis	Director, Energy Research	Monika.Ellis@nee.com	713-374-1555	Houston, Texas
Meera Bagati	Director, Energy Research	Meera.Bagati@nee.com	713-374-1572	Houston, Texas
Chris McCarthy	Director, Energy Research	Chris.Mccarthy@nee.com	561-694-4951	Juno Beach, Florida
Jeff Wright	Director, Energy Research	Jeffrey.Wright@nee.com	561-304-5823	Juno Beach, Florida

DISCLAIMER

This newsletter is provided for general information purposes only and is not to be used or considered as an offer, or the solicitation of an offer, to sell or buy any product, agreement or service referenced herein (including, without limitation, any commodities, derivatives or other financial instruments). Nothing in this newsletter constitutes advice or a recommendation about the value of or advisability of trading in commodity interests, including any commodity futures contract, option on a futures contract, swap, or commodity option. Nor does anything in this newsletter constitute investment, legal, accounting or tax advice, or a representation that any investment or strategy is suitable or appropriate to your unique circumstances, or otherwise constitutes a recommendation to you. Any recipient of these materials should conduct its own independent analysis of the matters referred to herein.

The opinions, estimates, projections and other information contained herein are those of NextEra as of the date hereof and are subject to change without notice (with no obligation on NextEra's part to update). NextEra makes every effort to ensure that the contents hereof have been compiled or derived from sources believed reliable and contain information that is accurate and complete. Information may be available to NextEra and/or its affiliates that is not reflected herein. Furthermore, NextEra makes no representation or warranty, express or implied, in respect thereof, takes no responsibility for any errors and omissions which may be contained herein, and accepts no liability whatsoever for any loss (howsoever arising and whether direct or consequential) arising from any use of, or reliance on, this newsletter or its contents.

NextEra and/or its affiliates may execute transactions as principal, and from time to time may hold long or short positions, in one or more products (including, without limitation, any commodities, derivatives or other financial instruments) referenced herein. This newsletter may not be reproduced, distributed or published, in whole or in part, directly or indirectly, for any purpose, except with the prior written consent of NextEra.

SOURCES

Bloomberg, Wood Mackenzie, SNL, Genscape, Energy Information Administration, Department of Energy, Nuclear Regulatory Commission, NOAA

Information Request NEER-1-29

Request:

Refer to NG-TJB/JEA-1 at 26. At 26:15-17, Mr. Brennan and Mr. Allocca state: "...TGP is offering PowerServe Firm Service under Rate Schedule FT-PS in response to this RFP. The PowerServe Firm Service is designed to meet the unique needs of the EDC and gas-fired generators through New England with enhanced operational flexibility."

(a) Please identify the "unique needs" of the EDC as that phrase is employed in the above statement.

(b) Please identify the "unique needs" of the gas-fired generators through New England as that phrase is employed in the above statement.

(c) Please identify all such gas-fired generator with such unique needs.

(d) Will all gas-fired generators with unique needs be able to participate in the PowerServe Firm Service?

Response:

(a) The "unique needs as that phase is employed in the referenced statement are the same for the EDCs and gas-fired generators. Additional firm capacity services with elements of enhanced operational flexibility are needed to better assure that gas-fired generators, often called on to run on short notice or for only a portion of the day, have access to the fuel required meet the system demands at all times. In its October 21, 2014 Newsletter (Attachment NEER-1-29), NextEra Energy Resources ("NEER") alludes to these unique needs (This document was also referenced by Eversource Energy in D.P.U. 15-181 as Attachment NEER-1-18 in response to Information Request NEER 1-18).

In its discussion of Northeast pipeline constraints NEER stated that "With supply constrained into the region, consumers short gas within the Northeast were forced to compete for available supply within the region. A key consumer during the severe winter weather was the power sector. The power markets throughout the Northeast are mostly open, competitive markets, where generators bid to supply power in the day-ahead market. While infra-marginal units, such as nuclear plants, typically (but not always)

anticipate continuous full load operation, a gas-fired unit may not know if it will be awarded a schedule in the day-ahead market, particularly with the heightened gas price volatility this past winter. Further, gas prices were quite disparate across the Northeast region, making it more challenging for eastern plants to forecast their operations." The NEER newsletter went on to explain that "This meant that the cost of providing gas-fired power on gas price spike days varied greatly further complicating a power plant operator's understanding of their likelihood of operating. This left power plant operators scrambling in the day-ahead market to obtain fuel when awarded (or requested to run for reliability purposes), or dumping purchased gas into the daily gas market when not awarded a schedule. This means that plant operators would tend to lean short on gas heading into days where they are not sure they will be needed, which results in more gas-fired power plants bidding for gas if they are unexpectantly needed." Further, NEER explained that "This past winter there were days when in fact some plants could not obtain fuel even when they tried" and "[l]ocal distribution companies, the main holders of pipeline capacity in the Northeast, were, not surprisingly, unwilling to sell day-ahead gas to others as they were focused on serving their own customers."

(b) See part a, above.

(c) The gas fired generators with such unique needs are those that may be called upon to run on short notice or to run for only a portion of a day.

(d) The PowerServe Firm Service would be available to serve gas fired generators having delivery points located within the Power Purchase Aggregation Areas proposed by Tennessee.

Information Request NEER-1-30

Request:

Refer to NG-TJB/JEA-1 at 29. At 29:7-9, Mr. Brennan and Mr. Allocca assert that the "increase in incremental capacity and supply associated with the NED project will improve electric reliability and mitigate price volatility..."

(a) Please define "reliability" as that phrase is used above.

(b) Please provide all analyses, including data and inputs in native format, and all calculations used to support the statement that the "increase in incremental capacity and supply associated with the NED project will improve electric reliability."

(c) Please identify all instances in which "reliability" would be threatened but for the incremental capacity and associated precedent agreements.

(d) Please provide the number of days in each separately identified month over the relevant time horizon in which electric supply would fail to meet the definition of reliability provided.

(e) Please define "price volatility" as that phrase is used above.

(f) Please provide all analyses, including data and inputs in native format, and all calculations used to support the statement that the "increase in incremental capacity and supply associated with the NED project will…mitigate price volatility".

Response:

(a) As used in the referenced phrase, "reliability" could be defined as "the quality or state of being able to be trusted to do or provide what is needed," consistent with definitions provided at the following links: http://www.merriam-webster.com/dictionary/reliable and http://www.merriam-webster.com/dictionary/reliability.

It is used in a general way in this phrase concerning the New England electric system, and is not defining any particular electric reliability standard or level of reliability.

Please also refer to a generally applicable definition provided by the North American Electric Reliability Corporation which has stated that the "traditional definition of 'reliability' …

consists of two fundamental concepts – adequacy and operating reliability: Adequacy is the ability of the electric system to supply the aggregate electric power and energy requirements of the electricity consumers at all times, taking into account scheduled and reasonably expected unscheduled outages of system components. Operating reliability is the ability of the electric system to withstand sudden disturbances such as electric short circuits or unanticipated loss of system components." http://www.nerc.com/docs/pc/Definition-of-ALR-approved-at-Dec-07-OC-PC-mtgs.pdf

(b)(c)(d) National Grid did not require the use of additional analyses, data, or calculations in making the referenced statement. Also, given the definition of reliability as described and used above, it is not possible to specifically identity or predict all instances when "reliability" would not be met.

The independent system operator of New England's electric grid has expressed its concerns with the reliability of the system resulting from inadequate capacity of the gas infrastructure serving the region. ISO-New England CEO Gordon van Welie's remarks on Challenges Facing the New England Power System at the Northeast Forum on Regional Energy Solutions in April of 2015 included the following:

> "I worry too about the long-term reliability of a system that is so fuel constrained, particularly during the winter. We are currently maintaining reliability by relying heavily on older oil and coal resources, and we know that these resources are the most likely to retire in the coming years.
>
> In fact the largest coal and oil generator in New England will retire in June 2017. And the constraints on the fuel system supplying New England make us that much more vulnerable to the outage of a large non-gas generator or transmission line during extremely cold weather.
>
> We also observe that it is becoming increasingly difficult for gas generators to obtain permission to install dual-fuel capability and that the oil supply chain can be fragile under adverse weather conditions. …
>
> There is also the operational reality that renewable resources cannot be fully relied upon to produce the energy we require when our demand is highest in the winter months. …
> In summary, all these indicators seem to point in the direction of increasing the capacity of the gas infrastructure serving New England in order to mitigate the risks facing the region…" http://iso-ne.com/static-assets/documents/2015/04/northeast_forum_on_regional_energy_solutions_van_welie_remarks_and_slides_04232015.pdf

The ISO-NE CEO also stated the following in his State of the Grid: 2016 Remarks, providing additional support for the understanding that additional infrastructure increasing the capacity to deliver natural gas to power generators in New England will improve electric reliability:

> "The fundamental challenges facing the New England power system remain the same, and the ISO's perspective has not changed. The New England power system continues to be in a precarious position during extended periods of extreme cold. The region will continue to be in this position until the New England's natural gas infrastructure is expanded to meet the demand for gas." (http://www.iso-ne.com/static-assets/documents/2016/01/20160126_remarks_2016stateofthegrid.pdf)

(e) As used in the referenced phrase, "price volatility" is referring to the sudden and significant fluctuations in New England spot gas and electric energy market prices now often being experienced on a seasonal basis between summer and winter and on a daily basis within the winter months.

(f) Please refer to Exhibit NG-JNC-3, at 20-25 for the analyses of the natural gas and electric price impacts of the proposed additions to the natural gas delivery infrastructure serving the region.

Please also refer to information available from ISO-NE such as the following statement:

> "Because so much of New England's generating capacity runs on natural gas, the price of this single fuel source sets the price for wholesale electricity about 70% of the time. Both electricity and gas prices have seen dramatic swings in recent years. Behind these ups and down is the region's inadequate natural gas delivery infrastructure, which can cause price spikes." (http://iso-ne.com/about/key-stats/markets)

Information Request NEER-1-31

Request:

Refer to NG-TJB/JEA-1 at 32. At 32:3-5, Mr. Brennan and Mr. Allocca state that contracting pipeline capacity so that it will reach the greatest number of gas-fired generators in New England will "mitigate the possibility of regional electric prices continuing to be set higher than necessary as a result of certain gas-fired generation not having access to sufficient natural gas capacity."

(a) Please define "sufficient natural gas capacity."

(b) Please provide all analyses, including data and inputs in native format, and all calculations used to support the statement "not having access to sufficient natural gas capacity."

Response:

(a) "Sufficient natural gas capacity" as used in this statement could be defined as natural gas infrastructure adequate to provide enough firm capacity service to the region for gas-fired generation to generally have year-round access to domestic gas supplies at prices reasonably reflective of the production supply area prices plus the cost of transportation to New England.

(b) Please refer to Exhibit NG-TJB/JEA-1, at 11 through 15 for the testimony, including charts and tables, providing support for the statement "not having access to sufficient natural gas capacity." Please also see the information provided in the Company's responses to Information Requests NEER-1-23, NEER-1-24, and NEER-1-25.

Information Request NEER-1-32

Request:

Refer to NG-TJB/JEA-1 at 35. At 35:10-12, Mr. Brennan and Mr. Allocca assert that the "increase in incremental capacity and supply associated with the Access Northeast project (900,000 MMbtu/day) will improve electric reliability and mitigate price volatility associated with market-area price spikes caused by gas infrastructure constraints."

(a) Please define "reliability" as that phrase is used above.

(b) Please provide all analyses, including data and inputs in native format, and all calculations used to support the statement that the increase in incremental capacity and supply associated with the ANE project will "improve electric reliability."

(c) Please provide the number of days in each separately identified month over the relevant time horizon in which the electric supply would face reliability concerns but for the incremental capacity and associated precedent agreements.

(d) Please define "price volatility" as that phrase is used above.

(e) Please provide all analyses, including data and inputs in native format, and all calculations used to support the statement that the increase in incremental capacity and supply associated with the ANE project will "mitigate price volatility."

(f) Please explain whether it is National Grid's position that 900,000 MMbtu/day of pipeline transportation capacity is necessary to alleviate concerns related to reliability of electric supply for its retail customers. If the answer is no, please explain how much pipeline capacity National Grid believes is required to alleviate concerns related to reliability of electric supply for its retail customers. Please provide all inputs, workpapers, calculations, and algorithms employed to arrive at the amount of pipeline transportation capacity needed to alleviate reliability concerns.

Response:

(a) As used in the referenced phrase, "reliability" could be defined as "the quality or state of being able to be trusted to do or provide what is needed," consistent with definitions provided at the following links: http://www.merriam-webster.com/dictionary/reliable and http://www.merriam-webster.com/dictionary/reliability.

It is used in a general way in this phrase concerning the New England electric system, and is not defining any particular electric reliability standard or level of reliability.

Please also refer to a generally applicable definition provided by the North American Electric Reliability Corporation which has stated that the "traditional definition of 'reliability' … consists of two fundamental concepts – adequacy and operating reliability: Adequacy is the ability of the electric system to supply the aggregate electric power and energy requirements of the electricity consumers at all times, taking into account scheduled and reasonably expected unscheduled outages of system components. Operating reliability is the ability of the electric system to withstand sudden disturbances such as electric short circuits or unanticipated loss of system components." (http://www.nerc.com/docs/pc/Definition-of-ALR-approved-at-Dec-07-OC-PC-mtgs.pdf).

(b)(c) National Grid did not require the use of additional analyses, data, or calculations in making the referenced statement. Also, given the definition of reliability as described and used above, it is not possible to identify or predict specific days when "reliability concerns" would or wouldn't exist.

The independent system operator ("ISO") of New England's electric grid has expressed its concerns with the reliability of the system resulting from inadequate capacity of the gas infrastructure serving the region. ISO-New England CEO Gordon van Welie's remarks on Challenges Facing the New England Power System at the Northeast Forum on Regional Energy Solutions in April of 2015 included the following:

> "I worry too about the long-term reliability of a system that is so fuel constrained, particularly during the winter. We are currently maintaining reliability by relying heavily on older oil and coal resources, and we know that these resources are the most likely to retire in the coming years.
>
> In fact the largest coal and oil generator in New England will retire in June 2017. And the constraints on the fuel system supplying New England make us that much more vulnerable to the outage of a large non-gas generator or transmission line during extremely cold weather.
>
> We also observe that it is becoming increasingly difficult for gas generators to obtain permission to install dual-fuel capability and that the oil supply chain can be fragile under adverse weather conditions. …

> There is also the operational reality that renewable resources cannot be fully relied upon to produce the energy we require when our demand is highest in the winter months. … In summary, all these indicators seem to point in the direction of increasing the capacity of the gas infrastructure serving New England in order to mitigate the risks facing the region…" (http://iso-ne.com/static-assets/documents/2015/04/northeast_forum_on_regional_energy_solutions_van_welie_remarks_and_slides_04232015.pdf).

The ISO-NE CEO also stated the following in his State of the Grid: 2016 Remarks, providing additional support for the understanding that additional infrastructure increasing the capacity to deliver natural gas to power generators in New England will improve electric reliability:

> "The fundamental challenges facing the New England power system remain the same, and the ISO's perspective has not changed. The New England power system continues to be in a precarious position during extended periods of extreme cold. The region will continue to be in this position until the New England's natural gas infrastructure is expanded to meet the demand for gas." (http://www.iso-ne.com/static-assets/documents/2016/01/20160126_remarks_2016stateofthegrid.pdf)

(d) As used in the referenced phrase, "price volatility" is referring to the sudden and significant fluctuations in New England spot gas and electric energy market prices now often being experienced on a seasonal basis between summer and winter and on a daily basis within the winter months.

(e) Please refer to Exh. NG-JNC-3, at 20-25 for the analyses of the natural gas and electric price impacts of the proposed additions to the natural gas delivery infrastructure serving the region.

Please also refer to information available form ISO-NE such as the following statement:

"Because so much of New England's generating capacity runs on natural gas, the price of this single fuel source sets the price for wholesale electricity about 70% of the time. Both electricity and gas prices have seen dramatic swings in recent years. Behind these ups and down is the region's inadequate natural gas delivery infrastructure, which can cause price spikes." (http://iso-ne.com/about/key-stats/markets)

(f) National Grid's position is that at least that amount of additional gas delivery infrastructure capacity would be needed to alleviate reliability concerns given, for example, that ISO-New England announced just a few months ago that it had "identified over 4,000 megawatts (MW) of natural-gas-fired generating capacity at risk of not getting sufficient fuel on any given day," and

given that the reliability concerns will only increase with the increasing gas demand and the growing number of non-gas-fired generator retirements.

Information Request NEER-1-33

Request:

Refer to NG-TJB/JEA-1 at 37-38. At 37:19-38:2, Mr. Brennan and Allocca state that "in order for these [natural gas-fired] generators to provide this service, the generators must have access to gas supplies on short notice and for short durations."

(a) State the basis for this statement and provide all evidence, documentary as well as inputs, calculations, workpapers, and algorithms used in support of this statement.

(b) Please identify the firm pipeline capacity currently allocated to electric generation by plant, volume, and holder of said firm pipeline capacity.

(c) Please identify the generators, the generating facilities and all expected days and hours of operation that a generating facility "may not be able to perform on such short notice due to the unavailability of firm pipeline capacity or insufficient fuel supply."

(d) At 38:8-9, Mr. Brennan and Mr. Allocca state, "At times, these generators may not be able to perform on such short notice due to the unavailability of firm pipeline capacity or insufficient fuel supply." Please identify the generators, the generating facilities and all expected days and hours of operation that a generating facility "may not be able to perform on such short notice due to the unavailability of firm pipeline capacity or insufficient fuel supply," where fuel includes both natural gas and distillate fuel oil.

(e) Is it National Grid's testimony that natural gas-fired generators will not "have access to gas supplies on short notice and for short durations" but for the construction of Access Northeast and the customized ERS tariff rate? If so, please provide all information and analyses use in support of this assertion.

Response:

(a) This statement merely points out that a gas fired generator will need access to gas supplies on short notice or for short durations in order to run on short notice or for short durations.

In the newsletter put out by NextEra Energy Resources ("NEER") on October 21, 2014, NEER stated,

"a gas-fired unit may not know if it will be awarded a schedule in the day ahead market, particularly with the heightened gas price volatility this past winter. …This left power plant operators scrambling in the day-ahead market to obtain fuel when awarded a schedule (or requested to run for reliability purposes), or dumping purchased gas into the daily gas market when not awarded a schedule. This means plant operators would tend to lean short on gas heading into days where they are not sure they will be needed, which results in more gas-fired power plants bidding for gas if they are expectantly needed. Gas buying this past winter was further exacerbated by high power plant outage rates (gas-fired and non-gasfired), forcing system operators to request that available gas-fired generators operate on an emergency basis." Attachment NEER-1-29 at 2. (Also provided by Eversource in D.P.U. 15-181 as Attachment NEER-1-18.) Also, see the Company's response to Information Request NEER-1-29.

(b) The holders of firm pipeline capacity are set forth by each pipeline in its Index of Shippers which is available as part of its FERC Gas Tariff. Attachments NEER-1-33(a) and NEER-1-33(b) are copies of the Index of Shippers for Tennessee and Algonquin.

(c) The generators, the generating facilities and the expected days and hours of operation that a generating facility may not be able to perform on short notice due to the unavailability of firm pipeline capacity or insufficient fuel supply cannot be accurately predicted because it is a function of the current conditions under which the pipeline is operating, such as weather, demands of firm long term transportation customers, amount of released capacity being nominated, and the availability of supplies at pipeline receipt points. However, it can be clearly stated that in a pipeline market that is as constrained as the New England pipeline system, the availability of supplies and capacity for parties without firm service is substantially lower than for parties with firm capacity.

(d) The Company does not have any information as to the generators, the generating facilities and all expected days and hours of operation that a generating facility may not be able to perform on short notice due to the unavailability of firm pipeline capacity or insufficient fuel supply, where fuel includes both natural gas and distillate fuel oil. The Company would expect that a generator that has duel fuel capabilities that are well maintained and has distillate fuel inventories on site would be able to operate more frequently than a generator without such capability. However, the Company has not attempted to estimate the difference in interruptions for those gas-fired generators that also have access to distillate fuel.

(e) It is the Company's testimony that on days of high demand, many generators do not have access to gas supplies on short notice or for short duration. In its October 21, 2014

Newsletter (Attachment NEER-1-29), NEER acknowledges the difficulty that generators have faced in seeking to acquire pipeline capacity on short notice during periods of high demand. Specifically, NEER stated "This past winter there were days when in fact some plants could not obtain fuel even when they tried." The pipeline projects proposed by the Company in this docket will greatly enhance generators' access to gas supplies on short notice and for short duration when needed.

Pipeline Contract Details

Reporting Period: Q1 2016
Pipeline(s): Tennessee Gas Pipeline Company, L.L.C.

Calendar Quarter	Pipeline Name	Shipper Name	Agent or Asset Manager Name	Rate Schedule	Contract Number	Contract Start Date	Contract End Date	Contract Duration (Months)	Rollover Period	Negotiated Rate?	Contract Max Daily Transportation Qty (Dth)	Contract Max Storage Qty (Dth)
Q1 2016	Tennessee Gas Pipeline Company, L.L.C.	Adamsville City Of	D2 ENERGY	FS	2045-FSMATGP	9/1/1993	11/1/2020	326	0	N	0	30,822
Q1 2016	Tennessee Gas Pipeline Company, L.L.C.	Adamsville City Of	D2 ENERGY	FS	107598-FSPATGP	4/1/2013	3/31/2018	60	0	N	0	30,000
Q1 2016	Tennessee Gas Pipeline Company, L.L.C.	Adamsville City Of	D2 ENERGY	FT-GS	2201-FTGSTGP	9/1/1993	11/1/2020	326	0	N	4,250	0
Q1 2016	Tennessee Gas Pipeline Company, L.L.C.	Anadarko Energy Services Compa	None	FT-A	97028-FTADTGP	11/1/2012	10/31/2027	180	0	Y	67,500	0
Q1 2016	Tennessee Gas Pipeline Company, L.L.C.	Antero Resources Corp.	NextEra E...	FT-A	315616-FTABTGP	11/1/2015	10/31/2030	180	0	Y	590,000	0
Q1 2016	Tennessee Gas Pipeline Company, L.L.C.	Ashland Municipal Gas Town Of	Municipal...	FS	2048-FSPATGP	9/1/1993	10/31/2020	326	0	N	0	2,253
Q1 2016	Tennessee Gas Pipeline Company, L.L.C.	Ashland Municipal Gas Town Of	Municipal...	FS	2049-FSMATGP	9/1/1993	11/1/2020	326	0	N	0	12,794
Q1 2016	Tennessee Gas Pipeline Company, L.L.C.	Ashland Municipal Gas Town Of	Municipal...	FT-GS	1338-FTGSTGP	9/1/1993	11/1/2020	326	0	N	380	0
Q1 2016	Tennessee Gas Pipeline Company, L.L.C.	Athens City of	Atmos Ene...	FS	300032-FSPATGP	10/1/2013	3/31/2021	90	0	N	0	60,000
Q1 2016	Tennessee Gas Pipeline Company, L.L.C.	Athens City of	Atmos Ene...	FS	1988-FSMATGP	9/1/1993	10/31/2020	326	0	N	0	35,237
Q1 2016	Tennessee Gas Pipeline Company, L.L.C.	Athens City of	Atmos Ene...	FS	1989-FSPATGP	9/1/1993	10/31/2020	326	0	N	0	26,911
Q1 2016	Tennessee Gas Pipeline Company, L.L.C.	Athens City of	Atmos Ene...	FT-G	1379-FTG2TGP	9/1/1993	10/31/2020	326	0	N	4,104	0
Q1 2016	Tennessee Gas Pipeline Company, L.L.C.	Athens Utility Board - TN	Atmos Ene...	FS	3922-FSMATGP	11/1/1993	11/1/2025	384	0	N	0	160,258
Q1 2016	Tennessee Gas Pipeline Company, L.L.C.	Athens Utility Board - TN	Atmos Ene...	FT-A	49084-FTATGP	11/1/2005	10/31/2025	240	0	N	1,500	0
Q1 2016	Tennessee Gas Pipeline Company, L.L.C.	Atmos Energy Corp.	Twin Eagl...	FS	2383-FSMATGP	9/1/1993	3/31/2025	379	0	N	0	903,859
Q1 2016	Tennessee Gas Pipeline Company, L.L.C.	Atmos Energy Corp.	Twin Eagl...	FS	2384-FSPATGP	9/1/1993	3/31/2025	379	0	N	0	409,679
Q1 2016	Tennessee Gas Pipeline Company, L.L.C.	Atmos Energy Corp.	Atmos Ene...	FS	309552-FSPATGP	11/1/2015	3/31/2025	113	0	N	0	417,837
Q1 2016	Tennessee Gas Pipeline Company, L.L.C.	Atmos Energy Corp.	Atmos Ene...	FS	3981-FSMATGP	11/1/1993	3/31/2025	377	0	N	0	417,837
Q1 2016	Tennessee Gas Pipeline Company, L.L.C.	Atmos Energy Corp.	Twin Eagl...	FT-A	315597-FTATGP	11/1/2015	3/31/2016	5	0	N	500	0
Q1 2016	Tennessee Gas Pipeline Company, L.L.C.	Atmos Energy Corp.	Twin Eagl...	FT-A	95033-FTATGP	11/1/2012	3/31/2025	149	0	N	12,000	0
Q1 2016	Tennessee Gas Pipeline Company, L.L.C.	Atmos Energy Corp.	Atmos Ene...	FT-A	69218-FTATGP	11/1/2010	3/31/2025	173	0	N	34,000	0
Q1 2016	Tennessee Gas Pipeline Company, L.L.C.	Atmos Energy Corp.	Atmos Ene...	FT-A	92725-FTATGP	4/1/2011	3/31/2025	168	0	N	10,000	0
Q1 2016	Tennessee Gas Pipeline Company, L.L.C.	Atmos Energy Corp.	None	FT-A	300263-FTATGP	4/1/2014	3/31/2025	132	0	N	7,500	0
Q1 2016	Tennessee Gas Pipeline Company, L.L.C.	Atmos Energy Corp.	Twin Eagl...	FT-A	300264-FTATGP	4/1/2014	3/31/2025	132	0	N	2,500	0
Q1 2016	Tennessee Gas Pipeline Company, L.L.C.	Atmos Energy Corp.	None	FT-A	308009-FTATGP	11/1/2015	3/31/2025	113	0	N	5,000	0
Q1 2016	Tennessee Gas Pipeline Company, L.L.C.	Atmos Energy Corp.	None	FT-A	309037-FTATGP	11/1/2015	3/31/2025	113	0	N	2,500	0
Q1 2016	Tennessee Gas Pipeline Company, L.L.C.	Atmos Energy Corp.	None	FT-A	1443-FTATGP	9/1/1993	3/31/2025	379	0	N	5,000	0
Q1 2016	Tennessee Gas Pipeline Company, L.L.C.	Atmos Energy Corp.	None	FT-A	5151-FTATGP	11/1/1993	3/31/2025	377	0	N	5,000	0
Q1 2016	Tennessee Gas Pipeline Company, L.L.C.	Atmos Energy Corp.	Twin Eagl...	FT-G	2546-FTGTGP	9/1/1993	3/31/2025	379	0	N	24,000	0
Q1 2016	Tennessee Gas Pipeline Company, L.L.C.	Baldwin City (KS)	Municipal...	FS	2050-FSMATGP	9/1/1993	10/31/2020	326	0	N	0	48,000
Q1 2016	Tennessee Gas Pipeline Company, L.L.C.	Baldwin City (KS)	Municipal...	FT-GS	1632-FTGSTGP	9/1/1993	10/31/2020	326	0	N	3,000	0
Q1 2016	Tennessee Gas Pipeline Company, L.L.C.	Batesville City Of	Utility M...	FS	2051-FSMATGP	9/1/1993	10/31/2020	326	0	N	0	84,389
Q1 2016	Tennessee Gas Pipeline Company, L.L.C.	Batesville City Of	Utility M...	FT-G	1336-FTGTGP	9/1/1993	10/31/2020	326	0	N	2,859	0
Q1 2016	Tennessee Gas Pipeline Company, L.L.C.	Bay State Gas Company	Columbia ...	FS	5178-FSMATGP	11/1/1993	10/31/2018	300	0	N	0	1,222,594
Q1 2016	Tennessee Gas Pipeline Company, L.L.C.	Bay State Gas Company	Cargill I...	FT-A	5173-FTATGP	11/1/1993	10/31/2018	300	0	N	12,748	0
Q1 2016	Tennessee Gas Pipeline Company, L.L.C.	Bay State Gas Company	Columbia ...	FT-A	5196-FTATGP	11/1/1993	4/30/2045	618	0	N	15,375	0
Q1 2016	Tennessee Gas Pipeline Company, L.L.C.	Bay State Gas Company	Columbia ...	FT-A	5291-FTATGP	11/1/1993	3/31/2020	317	0	N	6,171	0
Q1 2016	Tennessee Gas Pipeline Company, L.L.C.	Bay State Gas Company	Columbia ...	FT-A	5293-FTATGP	11/1/1993	10/31/2019	312	0	N	12,547	0
Q1 2016	Tennessee Gas Pipeline Company, L.L.C.	Bay State Gas Company	Columbia ...	FT-A	39741-FTATGP	1/15/2003	3/31/2020	207	0	N	4,081	0
Q1 2016	Tennessee Gas Pipeline Company, L.L.C.	Bay State Gas Company	Columbia ...	FT-A	41098-FTATGP	11/1/2002	10/31/2017	180	0	Y	18,733	0
Q1 2016	Tennessee Gas Pipeline Company, L.L.C.	Bay State Gas Company	Columbia ...	FT-A	48427-FTATGP	10/7/2005	10/31/2020	181	0	N	17,000	0
Q1 2016	Tennessee Gas Pipeline Company, L.L.C.	Bay State Gas Company	Columbia ...	FT-A	95349-FTATGP	11/1/2011	10/31/2017	72	0	N	9,774	0
Q1 2016	Tennessee Gas Pipeline Company, L.L.C.	Bay State Gas Company	Columbia ...	FT-A	98775-FTAHTGP	11/1/2012	10/31/2032	240	0	Y	6,100	0
Q1 2016	Tennessee Gas Pipeline Company, L.L.C.	Bay State Gas Company	Columbia ...	FT-IL	48426-FTILTGP	10/7/2005	10/31/2020	181	0	N	17,000	0
Q1 2016	Tennessee Gas Pipeline Company, L.L.C.	Bedford County Utility	Tennessee...	FT-A	73989-FTATGP	7/1/2009	6/30/2019	120	0	N	50	0
Q1 2016	Tennessee Gas Pipeline Company, L.L.C.	Berkshire Gas Co.	CT Natura...	FS	522-FSMATGP	9/1/1993	10/31/2019	314	0	N	0	1,039,388
Q1 2016	Tennessee Gas Pipeline Company, L.L.C.	Berkshire Gas Co.	CT Natura...	FT-A	584-FTATGP	9/1/1993	10/31/2019	314	0	N	1,305	0
Q1 2016	Tennessee Gas Pipeline Company, L.L.C.	Berkshire Gas Co.	CT Natura...	FT-A	779-FTATGP	9/1/1993	10/31/2019	314	0	N	7,222	0
Q1 2016	Tennessee Gas Pipeline Company, L.L.C.	Berkshire Gas Co.	CT Natura...	FT-A	2064-FTATGP	9/1/1993	10/31/2019	314	0	N	636	0
Q1 2016	Tennessee Gas Pipeline Company, L.L.C.	Berkshire Gas Co.	CT Natura...	FT-A	8603-FTATGP	11/1/1994	10/31/2019	300	0	N	18,350	0
Q1 2016	Tennessee Gas Pipeline Company, L.L.C.	Berkshire Gas Co.	CT Natura...	FT-A	10776-FTATGP	6/1/1995	10/31/2019	293	0	N	3,728	0
Q1 2016	Tennessee Gas Pipeline Company, L.L.C.	Berkshire Gas Co.	CT Natura...	FT-A	39175-FTATGP	1/14/2003	10/31/2019	202	0	N	421	0
Q1 2016	Tennessee Gas Pipeline Company, L.L.C.	Berkshire Gas Co.	CT Natura...	FT-A	64029-FTATGP	11/1/2008	10/31/2028	240	0	Y	1,800	0
Q1 2016	Tennessee Gas Pipeline Company, L.L.C.	Berkshire Gas Co.	CT Natura...	FT-A	64030-FTATGP	11/1/2008	10/31/2028	240	0	Y	2,200	0
Q1 2016	Tennessee Gas Pipeline Company, L.L.C.	Berkshire Gas Co.	CT Natura...	FT-A	98774-FTAHTGP	11/1/2012	10/31/2032	240	0	Y	4,300	0
Q1 2016	Tennessee Gas Pipeline Company, L.L.C.	Blackstone Gas Co	Direct En...	FS	472-FSMATGP	9/1/1993	11/1/2020	326	0	N	0	16,647
Q1 2016	Tennessee Gas Pipeline Company, L.L.C.	Blackstone Gas Co	Direct En...	FT-GS	2506-FTGSTGP	9/1/1993	11/1/2020	326	0	N	408	0
Q1 2016	Tennessee Gas Pipeline Company, L.L.C.	Bolivar Energy Authority	Tennessee...	FS	2052-FSMATGP	9/1/1993	10/31/2020	326	0	N	0	180,000
Q1 2016	Tennessee Gas Pipeline Company, L.L.C.	Bolivar Energy Authority	Tennessee...	FT-GS	1631-FTGSTGP	9/1/1993	10/31/2020	326	0	N	7,575	0
Q1 2016	Tennessee Gas Pipeline Company, L.L.C.	Booneville Mun Gas Sys	Municipal...	FS	2321-FSMATGP	9/1/1993	10/31/2020	326	0	N	0	172,500

Pipeline Contract Details

Q1 2016	Tennessee Gas Pipeline Company, L.L.C.	Booneville Mun Gas Sys	Municipal...	FT-GS	1334-FTGSTGP	9/1/1993	10/31/2020	326	0	N	6,600	0
Q1 2016	Tennessee Gas Pipeline Company, L.L.C.	Boston Gas Co.	None	FS	527-FSMATGP	9/1/1993	10/31/2018	302	0	N	0	6,507,460
Q1 2016	Tennessee Gas Pipeline Company, L.L.C.	Boston Gas Co.	None	FT-A	109877-FTATGP	11/1/2013	10/31/2017	48	0	N	43,200	0
Q1 2016	Tennessee Gas Pipeline Company, L.L.C.	Boston Gas Co.	None	FT-A	256-FTATGP	9/1/1993	10/31/2019	314	0	N	11,509	0
Q1 2016	Tennessee Gas Pipeline Company, L.L.C.	Boston Gas Co.	None	FT-A	623-FTATGP	9/1/1993	10/31/2019	314	0	N	50,928	0
Q1 2016	Tennessee Gas Pipeline Company, L.L.C.	Boston Gas Co.	None	FT-A	2062-FTATGP	9/1/1993	10/31/2019	314	0	N	110,041	0
Q1 2016	Tennessee Gas Pipeline Company, L.L.C.	Boston Gas Co.	None	FT-A	20241-FTATGP	9/1/1996	10/31/2019	278	0	N	13,027	0
Q1 2016	Tennessee Gas Pipeline Company, L.L.C.	Boston Gas Co.	None	FT-A	64023-FTATGP	11/1/2007	10/31/2027	240	0	Y	50,715	0
Q1 2016	Tennessee Gas Pipeline Company, L.L.C.	Boston Gas Co.	None	FT-A	64024-FTATGP	11/1/2007	10/31/2027	240	0	Y	61,985	0
Q1 2016	Tennessee Gas Pipeline Company, L.L.C.	Boston Gas Co.	None	FT-A	90622-FTATGP	12/1/2010	3/31/2017	76	0	N	645	0
Q1 2016	Tennessee Gas Pipeline Company, L.L.C.	Boston Gas Co.	None	FT-A	95343-FTATGP	10/1/2011	10/31/2019	97	0	N	45,600	0
Q1 2016	Tennessee Gas Pipeline Company, L.L.C.	BP Energy Co.	None	FT-A	306407-FTATGP	11/1/2015	3/31/2016	5	0	N	80,000	0
Q1 2016	Tennessee Gas Pipeline Company, L.L.C.	Brooklyn Union Gas Co.	Boston Ga...	FS	1533-FSMATGP	9/1/1993	10/31/2019	314	0	N	0	2,496,960
Q1 2016	Tennessee Gas Pipeline Company, L.L.C.	Brooklyn Union Gas Co.	Boston Ga...	FT-A	217-FTATGP	9/1/1993	10/31/2019	314	0	N	20,808	0
Q1 2016	Tennessee Gas Pipeline Company, L.L.C.	Brooklyn Union Gas Co.	Boston Ga...	FT-A	641-FTATGP	9/1/1993	10/31/2019	314	0	N	6,834	0
Q1 2016	Tennessee Gas Pipeline Company, L.L.C.	Brooklyn Union Gas Co.	Boston Ga...	FT-A	42137-FTATGP	12/1/2002	5/31/2017	174	0	N	30,180	0
Q1 2016	Tennessee Gas Pipeline Company, L.L.C.	Brooklyn Union Gas Co.	Boston Ga...	FT-A	100723-FTATGP	6/1/2012	5/31/2017	60	0	N	30,180	0
Q1 2016	Tennessee Gas Pipeline Company, L.L.C.	Cabot Oil & Gas Corp.	DTE Energ...	FT-A	93924-FTATGP	11/1/2013	10/31/2027	168	0	Y	25,000	0
Q1 2016	Tennessee Gas Pipeline Company, L.L.C.	Cabot Oil & Gas Corp.	DTE Energ...	FT-A	71453-FTATGP	1/1/2009	12/31/2017	108	0	N	100,000	0
Q1 2016	Tennessee Gas Pipeline Company, L.L.C.	Cabot Oil & Gas Corp.	Direct En...	FT-A	77171-FTATGP	4/1/2010	12/31/2017	93	0	N	50,150	0
Q1 2016	Tennessee Gas Pipeline Company, L.L.C.	Cabot Oil & Gas Corp.	None	FT-A	93923-FTATGP	11/1/2011	12/31/2017	74	0	N	25,000	0
Q1 2016	Tennessee Gas Pipeline Company, L.L.C.	Cabot Oil & Gas Corp.	BP Energy...	FT-A	96245-FTADTGP	11/1/2012	10/31/2027	180	0	Y	100,000	0
Q1 2016	Tennessee Gas Pipeline Company, L.L.C.	Caledonia Natural Gas District	Tennergy ...	FS	2387-FSMATGP	9/1/1993	11/1/2020	326	0	N	0	15,083
Q1 2016	Tennessee Gas Pipeline Company, L.L.C.	Caledonia Natural Gas District	Tennergy ...	FT-GS	1333-FTGSTGP	9/1/1993	11/1/2020	326	0	N	600	0
Q1 2016	Tennessee Gas Pipeline Company, L.L.C.	Calgon Carbon Corp	Twin Eagl...	FT-A	63443-FTALTGP	1/1/2007	12/31/2019	156	0	N	1,350	0
Q1 2016	Tennessee Gas Pipeline Company, L.L.C.	Cargill Inc.	None	FT-A	308187-FTATGP	11/1/2015	3/31/2016	5	0	Y	20,000	0
Q1 2016	Tennessee Gas Pipeline Company, L.L.C.	Cargill Inc.	None	FT-A	308188-FTATGP	11/1/2015	3/31/2016	5	0	Y	46,195	0
Q1 2016	Tennessee Gas Pipeline Company, L.L.C.	Cargill Inc.	None	FT-A	308189-FTATGP	11/1/2015	3/31/2016	5	0	Y	20,000	0
Q1 2016	Tennessee Gas Pipeline Company, L.L.C.	Cargill Inc.	None	FT-A	315848-FTATGP	11/1/2015	3/31/2016	5	0	Y	20,000	0
Q1 2016	Tennessee Gas Pipeline Company, L.L.C.	Casey (IL)	Constella...	FT-GS	97840-FTGSTGP	1/1/2012	10/31/2020	106	0	N	2,750	0
Q1 2016	Tennessee Gas Pipeline Company, L.L.C.	CenterPoint Energy Inc.	Superior ...	FS	2210-FSMATGP	9/1/1993	10/31/2019	314	0	N	0	709,765
Q1 2016	Tennessee Gas Pipeline Company, L.L.C.	CenterPoint Energy Inc.	None	FT-A	41736-FTATGP	12/1/2002	10/31/2019	203	0	N	5,000	0
Q1 2016	Tennessee Gas Pipeline Company, L.L.C.	CenterPoint Energy Inc.	Superior ...	FT-A	45306-FTATGP	12/1/2003	10/31/2019	191	0	N	3,600	0
Q1 2016	Tennessee Gas Pipeline Company, L.L.C.	CenterPoint Energy Inc.	None	FT-A	49248-FTATGP	7/1/2005	6/30/2017	144	0	N	12,000	0
Q1 2016	Tennessee Gas Pipeline Company, L.L.C.	CenterPoint Energy Inc.	Superior ...	FT-G	1440-FTGTGP	9/1/1993	10/31/2019	314	0	N	11,302	0
Q1 2016	Tennessee Gas Pipeline Company, L.L.C.	CenterPoint Energy Inc.	Superior ...	FT-GS	93011-FTGSTGP	6/1/2011	10/31/2019	101	0	N	10,215	0
Q1 2016	Tennessee Gas Pipeline Company, L.L.C.	CenterPoint Energy Resources	CenterPoi...	FS	2046-FSMATGP	9/1/1993	10/31/2019	314	0	N	0	16,695
Q1 2016	Tennessee Gas Pipeline Company, L.L.C.	CenterPoint Energy Resources	CenterPoi...	FS	2047-FSPATGP	9/1/1993	10/31/2019	314	0	N	0	6,769
Q1 2016	Tennessee Gas Pipeline Company, L.L.C.	CenterPoint Energy Resources	CenterPoi...	FT-A	65249-FTATGP	4/1/2008	3/31/2020	144	0	N	4,500	0
Q1 2016	Tennessee Gas Pipeline Company, L.L.C.	CenterPoint Energy Resources	CenterPoi...	FT-A	65273-FTATGP	9/1/2007	10/31/2019	146	0	N	12,250	0
Q1 2016	Tennessee Gas Pipeline Company, L.L.C.	CenterPoint Energy Resources	CenterPoi...	FT-GS	1504-FTGSTGP	9/1/1993	10/31/2019	314	0	N	715	0
Q1 2016	Tennessee Gas Pipeline Company, L.L.C.	Central Hudson Gas & Electric	None	FS	2130-FSMATGP	9/1/1993	10/31/2019	314	0	N	0	920,754
Q1 2016	Tennessee Gas Pipeline Company, L.L.C.	Central Hudson Gas & Electric	None	FS	8404-FSMATGP	10/1/1994	10/31/2019	301	0	N	0	479,538
Q1 2016	Tennessee Gas Pipeline Company, L.L.C.	Central Hudson Gas & Electric	None	FT-A	382-FTATGP	9/1/1993	10/31/2019	314	0	N	17,167	0
Q1 2016	Tennessee Gas Pipeline Company, L.L.C.	Central Hudson Gas & Electric	None	FT-A	2169-FTATGP	9/1/1993	10/31/2019	314	0	N	16,126	0
Q1 2016	Tennessee Gas Pipeline Company, L.L.C.	Central Hudson Gas & Electric	None	FT-A	8397-FTATGP	10/1/1994	10/31/2019	301	0	N	739	0
Q1 2016	Tennessee Gas Pipeline Company, L.L.C.	Central Hudson Gas & Electric	None	FT-A	8399-FTATGP	10/1/1994	10/31/2019	301	0	N	1,479	0
Q1 2016	Tennessee Gas Pipeline Company, L.L.C.	Central Hudson Gas & Electric	None	FT-A	8401-FTATGP	10/1/1994	10/31/2019	301	0	N	3,197	0
Q1 2016	Tennessee Gas Pipeline Company, L.L.C.	Central Hudson Gas & Electric	None	FT-A	10677-FTATGP	6/1/1995	5/31/2020	300	0	N	4,659	0
Q1 2016	Tennessee Gas Pipeline Company, L.L.C.	Central Valle Hermoso S.A. De	Gasoducto...	FT-A	46486-FTATGP	4/1/2005	3/31/2020	180	0	N	95,000	0
Q1 2016	Tennessee Gas Pipeline Company, L.L.C.	Chattanooga Gas Company	Sequent E...	FS	3947-FSMATGP	11/1/1993	11/1/2020	324	0	N	0	852,286
Q1 2016	Tennessee Gas Pipeline Company, L.L.C.	Chattanooga Gas Company	Sequent E...	FS	22923-FSPATGP	11/27/1997	10/31/2020	276	0	N	0	2,042,390
Q1 2016	Tennessee Gas Pipeline Company, L.L.C.	Chattanooga Gas Company	Sequent E...	FT-A	48082-FTATGP	11/1/2005	10/31/2020	180	0	N	37,819	0
Q1 2016	Tennessee Gas Pipeline Company, L.L.C.	Cherokee Town Of	Interconn...	FS	1990-FSPATGP	9/1/1993	10/31/2017	290	0	N	0	11,250
Q1 2016	Tennessee Gas Pipeline Company, L.L.C.	Cherokee Town Of	Interconn...	FT-GS	1943-FGS1TGP	9/1/1993	10/31/2017	290	0	N	359	0
Q1 2016	Tennessee Gas Pipeline Company, L.L.C.	Chesapeake Energy Corporation	EDF Tradi...	FT-A	101781-FTAUTGP	11/1/2013	10/31/2033	240	0	Y	404,200	0
Q1 2016	Tennessee Gas Pipeline Company, L.L.C.	Chesapeake Energy Corporation	None	FT-A	103034-FTAMTGP	11/1/2013	10/31/2028	180	0	N	132,000	0
Q1 2016	Tennessee Gas Pipeline Company, L.L.C.	Chesapeake Energy Corporation	None	FT-A	302805-FTATGP	4/1/2014	9/30/2017	42	0	N	50,000	0
Q1 2016	Tennessee Gas Pipeline Company, L.L.C.	Chesapeake Energy Corporation	BNP Parib...	FT-A	77504-FTATGP	7/1/2010	6/1/2020	119	0	N	63,500	0
Q1 2016	Tennessee Gas Pipeline Company, L.L.C.	Chesapeake Energy Corporation	NJR Energ...	FT-A	107757-FTATGP	7/1/2013	7/31/2028	181	0	N	232,500	0
Q1 2016	Tennessee Gas Pipeline Company, L.L.C.	Chevron USA Prod Inc	None	FT-A	49502-FTATGP	4/1/2006	3/31/2017	132	0	N	12,000	0
Q1 2016	Tennessee Gas Pipeline Company, L.L.C.	Chief Oil & Gas LLC	Twin Eagl...	FT-A	307990-FTAMTGP	11/1/2014	10/31/2028	168	0	N	4,500	0
Q1 2016	Tennessee Gas Pipeline Company, L.L.C.	Chief Oil & Gas LLC	Twin Eagl...	FT-A	307991-FTAUTGP	11/1/2014	10/31/2033	228	0	Y	14,080	0
Q1 2016	Tennessee Gas Pipeline Company, L.L.C.	Chief Oil & Gas LLC	Twin Eagl...	FT-A	307992-FTATGP	11/1/2014	6/1/2020	67	0	N	2,200	0
Q1 2016	Tennessee Gas Pipeline Company, L.L.C.	Citizens Gas Util Dist	Atmos Ene...	FT-G	7276-FTG1TGP	7/1/1994	11/1/2020	316	0	N	616	0
Q1 2016	Tennessee Gas Pipeline Company, L.L.C.	Clarksville City of	Tennessee...	FS	2208-FSMATGP	9/1/1993	11/1/2018	302	0	N	0	681,115
Q1 2016	Tennessee Gas Pipeline Company, L.L.C.	Clarksville City of	Tennessee...	FT-A	508-FTATGP	9/1/1993	10/31/2020	326	0	N	5,900	0
Q1 2016	Tennessee Gas Pipeline Company, L.L.C.	Clarksville City of	Tennessee...	FT-G	20924-FTGTGP	8/1/1997	10/31/2019	267	0	N	26,000	0
Q1 2016	Tennessee Gas Pipeline Company, L.L.C.	Clifton City Of Tennessee	Tennergy ...	FS	2306-FSMATGP	9/1/1993	11/1/2020	326	0	N	0	9,357

Pipeline Contract Details

Q1 2016	Tennessee Gas Pipeline Company, L.L.C.	Clifton City Of Tennessee	Tennergy ...	FT-GS	2224-FTGSTGP	9/1/1993	11/1/2020	326	0	N	350	0
Q1 2016	Tennessee Gas Pipeline Company, L.L.C.	Cogen Selkirk Partners LP	Shell Ene...	FT-A	6629-FTATGP	11/1/1994	10/31/2019	300	0	N	55,000	0
Q1 2016	Tennessee Gas Pipeline Company, L.L.C.	Collinwood City of	Tennessee...	FS	2146-FSMATGP	9/1/1993	10/31/2017	290	0	N	0	2,817
Q1 2016	Tennessee Gas Pipeline Company, L.L.C.	Collinwood City of	Tennessee...	FS	2336-FSPATGP	9/1/1993	10/31/2017	290	0	N	0	3,982
Q1 2016	Tennessee Gas Pipeline Company, L.L.C.	Collinwood City of	Tennessee...	FT-G	1329-FTGTGP	9/1/1993	10/31/2017	290	0	N	155	0
Q1 2016	Tennessee Gas Pipeline Company, L.L.C.	Colonial Energy Inc	None	FS	28378-FSPATGP	4/1/1999	3/31/2020	252	0	N	0	800,000
Q1 2016	Tennessee Gas Pipeline Company, L.L.C.	Colonial Gas Co.	Boston Ga...	FS	524-FSMATGP	9/1/1993	10/31/2018	302	0	N	0	1,095,830
Q1 2016	Tennessee Gas Pipeline Company, L.L.C.	Colonial Gas Co.	Boston Ga...	FT-A	2025-FTATGP	9/1/1993	10/31/2019	314	0	N	42,496	0
Q1 2016	Tennessee Gas Pipeline Company, L.L.C.	Colonial Gas Co.	Boston Ga...	FT-A	2029-FTATGP	9/1/1993	10/31/2019	314	0	N	7,504	0
Q1 2016	Tennessee Gas Pipeline Company, L.L.C.	Colonial Gas Co.	Boston Ga...	FT-A	10778-FTATGP	6/1/1995	10/31/2019	293	0	N	16,083	0
Q1 2016	Tennessee Gas Pipeline Company, L.L.C.	Colonial Gas Co.	Boston Ga...	FT-A	95348-FTATGP	10/1/2011	10/31/2019	97	0	N	6,000	0
Q1 2016	Tennessee Gas Pipeline Company, L.L.C.	Columbia Gas of Kentucky Inc	Columbia ...	FT-A	308956-FTATGP	11/1/2014	10/31/2019	60	0	N	20,506	0
Q1 2016	Tennessee Gas Pipeline Company, L.L.C.	Columbia Gas of Ohio Inc	NextEra E...	FT-A	46986-FTATGP	11/1/2004	3/31/2018	161	0	N	40,000	0
Q1 2016	Tennessee Gas Pipeline Company, L.L.C.	Columbia Gas of Ohio Inc	NextEra E...	FT-A	63440-FTATGP	11/1/2007	3/31/2018	125	0	N	30,000	0
Q1 2016	Tennessee Gas Pipeline Company, L.L.C.	Columbia Gas of Pennsylvania	Columbia ...	FT-A	30920-FTATGP	11/1/2000	10/31/2019	228	0	N	16,000	0
Q1 2016	Tennessee Gas Pipeline Company, L.L.C.	Columbia Gas of Pennsylvania	Columbia ...	FT-A	63408-FTATGP	11/1/2007	10/31/2016	108	0	N	12,500	0
Q1 2016	Tennessee Gas Pipeline Company, L.L.C.	Columbia Gas of Pennsylvania	Columbia ...	FT-A	63409-FTATGP	11/1/2007	10/31/2017	120	0	N	7,600	0
Q1 2016	Tennessee Gas Pipeline Company, L.L.C.	Columbia Gas Transmission LLC	None	FT-A	35417-FTATGP	12/1/2000	10/31/2017	203	0	N	8,168	0
Q1 2016	Tennessee Gas Pipeline Company, L.L.C.	Consolidated Edison Co. of NY	None	FS	32767-FSMATGP	11/1/1999	10/31/2018	228	0	N	0	749,088
Q1 2016	Tennessee Gas Pipeline Company, L.L.C.	Consolidated Edison Co. of NY	None	FS	38521-FSMATGP	11/1/2001	10/31/2018	204	0	N	0	499,392
Q1 2016	Tennessee Gas Pipeline Company, L.L.C.	Consolidated Edison Co. of NY	None	FT-A	351-FTATGP	9/1/1993	10/31/2017	290	0	N	6,834	0
Q1 2016	Tennessee Gas Pipeline Company, L.L.C.	Consolidated Edison Co. of NY	None	FT-A	2185-FTATGP	9/1/1993	10/31/2018	302	0	N	31,212	0
Q1 2016	Tennessee Gas Pipeline Company, L.L.C.	Consolidated Edison Co. of NY	None	FT-A	3908-FTATGP	10/1/1993	10/31/2017	289	0	N	2,791	0
Q1 2016	Tennessee Gas Pipeline Company, L.L.C.	Consolidated Edison Co. of NY	None	FT-A	3910-FTATGP	10/1/1993	10/31/2017	289	0	N	4,961	0
Q1 2016	Tennessee Gas Pipeline Company, L.L.C.	Consolidated Edison Co. of NY	None	FT-A	31585-FTATGP	5/1/2000	10/31/2018	222	0	N	5,035	0
Q1 2016	Tennessee Gas Pipeline Company, L.L.C.	Consolidated Edison Co. of NY	None	FT-A	32766-FTATGP	11/1/1999	10/31/2018	228	0	N	18,727	0
Q1 2016	Tennessee Gas Pipeline Company, L.L.C.	Consolidated Edison Co. of NY	None	FT-A	36656-FTATGP	4/3/2001	4/2/2017	192	0	N	10,000	0
Q1 2016	Tennessee Gas Pipeline Company, L.L.C.	Consolidated Edison Co. of NY	None	FT-A	38105-FTATGP	11/1/2001	10/31/2018	204	0	N	12,485	0
Q1 2016	Tennessee Gas Pipeline Company, L.L.C.	Cookeville City of	Atmos Ene...	FS	3949-FSMATGP	11/1/1993	11/1/2025	384	0	N	0	210,433
Q1 2016	Tennessee Gas Pipeline Company, L.L.C.	Cookeville City of	Atmos Ene...	FT-A	48883-FTATGP	11/1/2005	10/31/2025	240	0	N	3,500	0
Q1 2016	Tennessee Gas Pipeline Company, L.L.C.	Corinth Gas Dept City Of	Municipal...	FS	2209-FSMATGP	9/1/1993	11/30/2020	327	0	N	0	297,227
Q1 2016	Tennessee Gas Pipeline Company, L.L.C.	Corinth Gas Dept City Of	Municipal...	FT-GS	1388-FTGSTGP	9/1/1993	11/1/2020	326	0	N	10,000	0
Q1 2016	Tennessee Gas Pipeline Company, L.L.C.	Corinth Gas Dept City Of	Municipal...	FT-GS	93426-FTGSTGP	6/1/2011	11/1/2020	113	0	N	9,000	0
Q1 2016	Tennessee Gas Pipeline Company, L.L.C.	Corning Natural Gas Corp.	None	FT-A	3966-FTATGP	10/1/1993	3/31/2016	270	0	N	3,854	0
Q1 2016	Tennessee Gas Pipeline Company, L.L.C.	CT Natural Gas Corp.	None	FS	1623-FSMATGP	9/1/1993	10/31/2017	290	0	N	0	555,702
Q1 2016	Tennessee Gas Pipeline Company, L.L.C.	CT Natural Gas Corp.	None	FS	1626-FSMATGP	9/1/1993	10/31/2020	326	0	N	0	610,003
Q1 2016	Tennessee Gas Pipeline Company, L.L.C.	CT Natural Gas Corp.	None	FT-A	109407-FTATGP	11/1/2013	10/31/2016	36	0	N	6,000	0
Q1 2016	Tennessee Gas Pipeline Company, L.L.C.	CT Natural Gas Corp.	None	FT-A	86-FTATGP	9/1/1993	3/31/2017	283	0	N	15,375	0
Q1 2016	Tennessee Gas Pipeline Company, L.L.C.	CT Natural Gas Corp.	None	FT-A	1624-FTATGP	9/1/1993	10/31/2017	290	0	N	6,174	0
Q1 2016	Tennessee Gas Pipeline Company, L.L.C.	CT Natural Gas Corp.	None	FT-A	1625-FTATGP	9/1/1993	10/31/2020	326	0	N	5,099	0
Q1 2016	Tennessee Gas Pipeline Company, L.L.C.	CT Natural Gas Corp.	None	FT-A	1627-FTATGP	9/1/1993	10/31/2018	302	0	N	32,652	0
Q1 2016	Tennessee Gas Pipeline Company, L.L.C.	CT Natural Gas Corp.	None	FT-A	2075-FTATGP	9/1/1993	3/31/2020	319	0	N	1,212	0
Q1 2016	Tennessee Gas Pipeline Company, L.L.C.	CT Natural Gas Corp.	None	FT-A	10781-FTATGP	6/1/1995	3/31/2020	298	0	N	13,884	0
Q1 2016	Tennessee Gas Pipeline Company, L.L.C.	CT Natural Gas Corp.	None	FT-A	39176-FTATGP	12/1/2002	3/31/2020	208	0	N	802	0
Q1 2016	Tennessee Gas Pipeline Company, L.L.C.	CT Natural Gas Corp.	None	FT-A	46099-FTATGP	4/1/2004	10/31/2020	199	0	N	5,000	0
Q1 2016	Tennessee Gas Pipeline Company, L.L.C.	CT Natural Gas Corp.	None	FT-A	60120-FTATGP	4/1/2006	3/31/2020	168	0	N	6,000	0
Q1 2016	Tennessee Gas Pipeline Company, L.L.C.	CT Natural Gas Corp.	None	FT-A	64027-FTATGP	11/1/2007	10/31/2027	240	0	Y	3,600	0
Q1 2016	Tennessee Gas Pipeline Company, L.L.C.	CT Natural Gas Corp.	None	FT-A	64028-FTATGP	11/1/2007	10/31/2027	240	0	Y	4,400	0
Q1 2016	Tennessee Gas Pipeline Company, L.L.C.	CT Natural Gas Corp.	None	FT-A	67381-FTATGP	6/1/2008	10/31/2017	113	0	N	6,000	0
Q1 2016	Tennessee Gas Pipeline Company, L.L.C.	CT Natural Gas Corp.	None	FT-A	90608-FTATGP	11/1/2011	4/15/2021	113	0	N	6,866	0
Q1 2016	Tennessee Gas Pipeline Company, L.L.C.	CT Natural Gas Corp.	None	FT-BH	104964-FTBHTGP	12/1/2014	2/28/2021	75	0	N	10,000	0
Q1 2016	Tennessee Gas Pipeline Company, L.L.C.	Decatur Alabama City of	Interconn...	FS	1991-FSMATGP	9/1/1993	3/31/2017	283	0	N	0	105,963
Q1 2016	Tennessee Gas Pipeline Company, L.L.C.	Decatur Alabama City of	Interconn...	FS	2054-FSPATGP	9/1/1993	3/31/2017	283	0	N	0	24,541
Q1 2016	Tennessee Gas Pipeline Company, L.L.C.	Delta Natural Gas Co.	Atmos Ene...	FS	2362-FSMATGP	9/1/1993	10/31/2019	314	0	N	0	45,300
Q1 2016	Tennessee Gas Pipeline Company, L.L.C.	Delta Natural Gas Co.	Atmos Ene...	FS	2363-FSMATGP	9/1/1993	10/31/2019	314	0	N	0	162,411
Q1 2016	Tennessee Gas Pipeline Company, L.L.C.	Delta Natural Gas Co.	Atmos Ene...	FS	2364-FSMATGP	9/1/1993	10/31/2019	314	0	N	0	179,911
Q1 2016	Tennessee Gas Pipeline Company, L.L.C.	Delta Natural Gas Co.	Atmos Ene...	FS	2365-FSPATGP	9/1/1993	10/31/2019	314	0	N	0	13,358
Q1 2016	Tennessee Gas Pipeline Company, L.L.C.	Delta Natural Gas Co.	Atmos Ene...	FS	2366-FSPATGP	9/1/1993	10/31/2019	314	0	N	0	173,399
Q1 2016	Tennessee Gas Pipeline Company, L.L.C.	Delta Natural Gas Co.	Atmos Ene...	FT-A	2747-FTATGP	9/1/1993	10/31/2019	314	0	N	1,400	0
Q1 2016	Tennessee Gas Pipeline Company, L.L.C.	Delta Natural Gas Co.	Atmos Ene...	FT-G	2448-FTGTGP	9/1/1993	10/31/2019	314	0	N	2,000	0
Q1 2016	Tennessee Gas Pipeline Company, L.L.C.	Delta Natural Gas Co.	Atmos Ene...	FT-G	2515-FTGTGP	9/1/1993	10/31/2019	314	0	N	7,500	0
Q1 2016	Tennessee Gas Pipeline Company, L.L.C.	Delta Natural Gas Co.	Atmos Ene...	FT-G	2516-FTGTGP	9/1/1993	10/31/2019	314	0	N	400	0
Q1 2016	Tennessee Gas Pipeline Company, L.L.C.	Delta Natural Gas Co.	Atmos Ene...	FT-G	2555-FTGTGP	9/1/1993	10/31/2019	314	0	N	8,561	0
Q1 2016	Tennessee Gas Pipeline Company, L.L.C.	Delta Natural Gas Co.	Atmos Ene...	FT-G	9069-FTGTGP	12/19/1994	10/31/2019	299	0	N	250	0
Q1 2016	Tennessee Gas Pipeline Company, L.L.C.	Direct Energy Business Mkt	None	FS	48400-FSMATGP	4/1/2005	3/31/2025	240	0	N	0	1,199,250
Q1 2016	Tennessee Gas Pipeline Company, L.L.C.	Direct Energy Business Mkt	None	FT-A	309015-FTATGP	6/1/2015	3/31/2016	10	0	Y	22,000	0
Q1 2016	Tennessee Gas Pipeline Company, L.L.C.	Direct Energy Business Mkt	None	FT-A	309016-FTATGP	6/1/2015	3/31/2016	10	0	Y	140,500	0
Q1 2016	Tennessee Gas Pipeline Company, L.L.C.	Direct Energy Business Mkt	None	FT-A	309017-FTATGP	11/1/2015	3/31/2016	5	0	Y	22,000	0
Q1 2016	Tennessee Gas Pipeline Company, L.L.C.	Direct Energy Business Mkt	None	FT-A	309018-FTATGP	11/1/2015	3/31/2016	5	0	Y	152,000	0

Pipeline Contract Details

Q1 2016	Tennessee Gas Pipeline Company, L.L.C.	Direct Energy Business Mkt	None	FT-A	309019-FTATGP	11/1/2015	3/31/2016	5	0	Y	75,000	0
Q1 2016	Tennessee Gas Pipeline Company, L.L.C.	Direct Energy Business Mkt	None	FT-A	314482-FTATGP	11/1/2015	3/31/2016	5	0	N	6,345	0
Q1 2016	Tennessee Gas Pipeline Company, L.L.C.	Direct Energy Business Mkt	None	FT-A	316086-FTATGP	11/1/2015	3/31/2016	5	0	N	4,915	0
Q1 2016	Tennessee Gas Pipeline Company, L.L.C.	Direct Energy Business Mkt	None	FT-A	63097-FTATGP	4/1/2007	10/31/2019	151	0	N	19,000	0
Q1 2016	Tennessee Gas Pipeline Company, L.L.C.	Direct Energy Business Mkt	None	FT-A	64597-FTATGP	4/1/2008	3/31/2025	204	0	N	20,800	0
Q1 2016	Tennessee Gas Pipeline Company, L.L.C.	Direct Energy Business Mkt	None	FT-A	64598-FTATGP	11/1/2007	3/31/2021	161	0	N	11,000	0
Q1 2016	Tennessee Gas Pipeline Company, L.L.C.	Direct Energy Business Mkt	None	FT-A	67818-FTATGP	5/1/2008	3/31/2020	143	0	N	16,134	0
Q1 2016	Tennessee Gas Pipeline Company, L.L.C.	Direct Energy Business Mkt	None	FT-A	98707-FTATGP	2/1/2012	3/31/2025	158	0	N	2,500	0
Q1 2016	Tennessee Gas Pipeline Company, L.L.C.	Direct Energy Business Mkt	None	FT-A	98708-FTATGP	2/1/2012	10/31/2020	105	0	N	1,000	0
Q1 2016	Tennessee Gas Pipeline Company, L.L.C.	Dominion Transmission Inc	None	FT-A	37423-FTATGP	11/1/2001	10/31/2016	180	0	N	20,000	0
Q1 2016	Tennessee Gas Pipeline Company, L.L.C.	DTE Energy Trading Inc.	None	FT-A	306901-FTATGP	11/1/2014	10/31/2019	60	0	N	10,300	0
Q1 2016	Tennessee Gas Pipeline Company, L.L.C.	DTE Energy Trading Inc.	None	FT-A	306902-FTATGP	11/1/2015	3/31/2016	5	0	N	100,100	0
Q1 2016	Tennessee Gas Pipeline Company, L.L.C.	DTE Energy Trading Inc.	None	FT-A	312259-FTATGP	11/1/2015	3/31/2016	5	0	Y	12,222	0
Q1 2016	Tennessee Gas Pipeline Company, L.L.C.	DTE Energy Trading Inc.	None	FT-A	312480-FTATGP	11/1/2015	3/31/2016	5	0	Y	15,005	0
Q1 2016	Tennessee Gas Pipeline Company, L.L.C.	DTE Energy Trading Inc.	None	FT-A	314386-FTATGP	1/1/2016	3/31/2016	3	0	N	2,000	0
Q1 2016	Tennessee Gas Pipeline Company, L.L.C.	Dunlap Gas System City Of	Atmos Ene...	FS	3950-FSMATGP	11/1/1993	11/1/2020	324	0	N	0	116,816
Q1 2016	Tennessee Gas Pipeline Company, L.L.C.	Dunlap Gas System City Of	Atmos Ene...	FS	4002-FSPATGP	11/1/1993	11/1/2020	324	0	N	0	27,055
Q1 2016	Tennessee Gas Pipeline Company, L.L.C.	Dunlap Gas System City Of	Atmos Ene...	FT-GS	4185-FGS1TGP	11/1/1993	11/1/2020	324	0	N	4,234	0
Q1 2016	Tennessee Gas Pipeline Company, L.L.C.	Dynegy Marketing and Trade Inc	None	FT-A	318610-FTATGP	1/1/2016	10/31/2016	10	0	N	49,200	0
Q1 2016	Tennessee Gas Pipeline Company, L.L.C.	East Ohio Gas Company	None	FT-A	62002-FTATGP	4/1/2007	3/31/2020	156	0	N	47,000	0
Q1 2016	Tennessee Gas Pipeline Company, L.L.C.	El Paso Marketing LP.	None	FT-A	45631-FTATGP	4/1/2004	3/31/2019	180	0	N	95,000	0
Q1 2016	Tennessee Gas Pipeline Company, L.L.C.	El Paso Prod Oil & Gas Co	None	FT-A	100925-FTATGP	5/24/2012	11/30/2016	55	0	N	3,300	0
Q1 2016	Tennessee Gas Pipeline Company, L.L.C.	Elizabeth Natural Gas	None	FS	2093-FSMATGP	9/1/1993	11/1/2020	326	0	N	0	16,512
Q1 2016	Tennessee Gas Pipeline Company, L.L.C.	Elizabeth Natural Gas	None	FT-A	67694-FTALTGP	4/1/2008	10/31/2019	139	0	N	500	0
Q1 2016	Tennessee Gas Pipeline Company, L.L.C.	Elizabeth Natural Gas	None	FT-GS	2134-FTGSTGP	9/1/1993	11/1/2020	326	0	N	1,235	0
Q1 2016	Tennessee Gas Pipeline Company, L.L.C.	Elk River Public Util Dist	CH4 Conce...	FS	3951-FSMATGP	11/1/1993	10/31/2025	384	0	N	0	391,480
Q1 2016	Tennessee Gas Pipeline Company, L.L.C.	Elk River Public Util Dist	CH4 Conce...	FS	4003-FSPATGP	11/1/1993	10/31/2025	384	0	N	0	90,667
Q1 2016	Tennessee Gas Pipeline Company, L.L.C.	Elk River Public Util Dist	CH4 Conce...	FS	19456-FSPATGP	5/1/1997	10/31/2025	342	0	N	0	129,780
Q1 2016	Tennessee Gas Pipeline Company, L.L.C.	Elk River Public Util Dist	CH4 Conce...	FT-A	108213-FTATGP	11/1/2015	10/31/2025	120	0	N	15,508	0
Q1 2016	Tennessee Gas Pipeline Company, L.L.C.	Emera Energy Services Inc	None	FT-A	310860-FTATGP	4/1/2015	3/31/2016	12	0	N	20,000	0
Q1 2016	Tennessee Gas Pipeline Company, L.L.C.	Empire Generating Co LLC	Emera Ene...	FT-A	306404-FTATGP	11/1/2014	3/31/2016	17	0	N	52,000	0
Q1 2016	Tennessee Gas Pipeline Company, L.L.C.	Empire Generating Co LLC	Emera Ene...	FT-A	106245-FTATGP	1/1/2013	3/31/2016	39	0	N	24,000	0
Q1 2016	Tennessee Gas Pipeline Company, L.L.C.	Enerplus Corp	Twin Eagl...	FT-A	307995-FTATGP	11/1/2014	6/1/2020	67	0	N	1,200	0
Q1 2016	Tennessee Gas Pipeline Company, L.L.C.	Enerplus Corp	Twin Eagl...	FT-A	307996-FTAUTGP	11/1/2014	10/31/2033	228	0	Y	7,500	0
Q1 2016	Tennessee Gas Pipeline Company, L.L.C.	Enerplus Corp	Twin Eagl...	FT-A	307997-FTAMTGP	11/1/2014	10/31/2028	168	0	N	2,400	0
Q1 2016	Tennessee Gas Pipeline Company, L.L.C.	Englewood Gas Dept Town Of	Atmos Ene...	FS	3940-FSMATGP	11/1/1993	11/1/2020	324	0	N	0	20,000
Q1 2016	Tennessee Gas Pipeline Company, L.L.C.	Entergy Louisiana LLC	None	FT-A	72375-FTATGP	6/1/2009	5/31/2029	240	0	N	100,000	0
Q1 2016	Tennessee Gas Pipeline Company, L.L.C.	Entergy Rhode Island	Tenaska M...	FT-A	40855-FTATGP	9/1/2002	1/31/2016	161	0	Y	45,000	0
Q1 2016	Tennessee Gas Pipeline Company, L.L.C.	Equitable Energy, L.L.C.	Barclays ...	FT-A	77253-FTAQTGP	11/1/2011	10/31/2026	180	0	Y	350,000	0
Q1 2016	Tennessee Gas Pipeline Company, L.L.C.	Etowah City of	Atmos Ene...	FS	3941-FSMATGP	11/1/1993	10/31/2020	324	0	N	0	94,618
Q1 2016	Tennessee Gas Pipeline Company, L.L.C.	Etowah City of	Atmos Ene...	FS	4006-FSPATGP	11/1/1993	10/31/2020	324	0	N	0	21,913
Q1 2016	Tennessee Gas Pipeline Company, L.L.C.	Etowah City of	Atmos Ene...	FS	19517-FSPATGP	5/1/1997	10/31/2020	282	0	N	0	21,000
Q1 2016	Tennessee Gas Pipeline Company, L.L.C.	Etowah City of	Atmos Ene...	FT-G	4233-FTG1TGP	11/1/1993	10/31/2020	324	0	N	2,181	0
Q1 2016	Tennessee Gas Pipeline Company, L.L.C.	Fayetteville Gas System	Atmos Ene...	FS	3942-FSMATGP	11/1/1993	11/1/2018	300	0	N	0	121,593
Q1 2016	Tennessee Gas Pipeline Company, L.L.C.	Fayetteville Gas System	Atmos Ene...	FS	4007-FSPATGP	11/1/1993	11/1/2020	324	0	N	0	28,161
Q1 2016	Tennessee Gas Pipeline Company, L.L.C.	Fayetteville Gas System	Atmos Ene...	FS	19532-FSPATGP	5/1/1997	10/31/2020	282	0	N	0	27,000
Q1 2016	Tennessee Gas Pipeline Company, L.L.C.	Fayetteville Gas System	Atmos Ene...	FT-A	300611-FTATGP	11/1/2013	10/31/2018	60	0	N	1,000	0
Q1 2016	Tennessee Gas Pipeline Company, L.L.C.	Fayetteville Gas System	Atmos Ene...	FT-G	7282-FTG1TGP	7/1/1994	10/31/2019	304	0	N	3,556	0
Q1 2016	Tennessee Gas Pipeline Company, L.L.C.	Fitchburg Gas & Electric Light	Repsol En...	FS	2273-FSMATGP	8/1/1993	3/31/2020	320	0	N	0	323,703
Q1 2016	Tennessee Gas Pipeline Company, L.L.C.	Fitchburg Gas & Electric Light	Repsol En...	FT-A	267-FTATGP	9/1/1993	3/31/2020	319	0	N	466	0
Q1 2016	Tennessee Gas Pipeline Company, L.L.C.	Fitchburg Gas & Electric Light	Repsol En...	FT-A	268-FTATGP	9/1/1993	3/31/2020	319	0	N	2,795	0
Q1 2016	Tennessee Gas Pipeline Company, L.L.C.	Fitchburg Gas & Electric Light	Repsol En...	FT-A	2374-FTATGP	9/1/1993	3/31/2020	319	0	N	2,012	0
Q1 2016	Tennessee Gas Pipeline Company, L.L.C.	Fitchburg Gas & Electric Light	Repsol En...	FT-A	2915-FTATGP	9/1/1993	3/31/2021	331	0	N	2,104	0
Q1 2016	Tennessee Gas Pipeline Company, L.L.C.	Fitchburg Gas & Electric Light	Repsol En...	FT-A	2916-FTATGP	9/1/1993	3/31/2020	319	0	N	1,466	0
Q1 2016	Tennessee Gas Pipeline Company, L.L.C.	Fitchburg Gas & Electric Light	Repsol En...	FT-A	2919-FTATGP	9/1/1993	3/31/2020	319	0	N	2,000	0
Q1 2016	Tennessee Gas Pipeline Company, L.L.C.	Fitchburg Gas & Electric Light	Repsol En...	FT-A	8519-FTATGP	11/1/1994	3/31/2017	269	0	N	1,596	0
Q1 2016	Tennessee Gas Pipeline Company, L.L.C.	Fitchburg Gas & Electric Light	Repsol En...	FT-A	38927-FTATGP	12/1/2002	3/31/2017	172	0	N	1,618	0
Q1 2016	Tennessee Gas Pipeline Company, L.L.C.	Florence City of	Atmos Ene...	FS	1992-FSPATGP	9/1/1993	10/31/2020	326	0	N	0	219,144
Q1 2016	Tennessee Gas Pipeline Company, L.L.C.	Florence City of	Atmos Ene...	FS	1993-FSMATGP	9/1/1993	10/31/2020	326	0	N	0	106,841
Q1 2016	Tennessee Gas Pipeline Company, L.L.C.	Forest Hill, Village Of	Blackbelt...	FS	2161-FSMATGP	9/1/1993	11/1/2020	326	0	N	0	9,289
Q1 2016	Tennessee Gas Pipeline Company, L.L.C.	Forest Hill, Village Of	Blackbelt...	FT-GS	2127-FTGSTGP	9/1/1993	11/1/2020	326	0	N	485	0
Q1 2016	Tennessee Gas Pipeline Company, L.L.C.	Freepoint Commodities LLC	None	FT-A	307500-FTATGP	11/1/2014	10/31/2016	24	0	N	20,000	0
Q1 2016	Tennessee Gas Pipeline Company, L.L.C.	Freepoint Commodities LLC	None	FT-A	309043-FTATGP	11/1/2015	3/31/2016	5	0	Y	32,100	0
Q1 2016	Tennessee Gas Pipeline Company, L.L.C.	Freepoint Commodities LLC	None	FT-A	309044-FTATGP	11/1/2015	10/31/2016	12	0	Y	162,516	0
Q1 2016	Tennessee Gas Pipeline Company, L.L.C.	Gas Natural Caxitlan, S. De	None	FT-A	106797-FTATGP	2/1/2013	9/30/2026	164	0	N	4,000	0
Q1 2016	Tennessee Gas Pipeline Company, L.L.C.	GDF Suez Gas NA LLC	None	FT-A	316424-FTATGP	11/1/2015	3/31/2016	5	0	N	15,000	0
Q1 2016	Tennessee Gas Pipeline Company, L.L.C.	GDF Suez Gas NA LLC	None	FT-A	316426-FTATGP	11/1/2015	3/31/2016	5	0	N	16,500	0
Q1 2016	Tennessee Gas Pipeline Company, L.L.C.	GDF Suez Gas NA LLC	None	FT-A	95234-FTAPTGP	10/1/2011	11/19/2018	85	0	N	40,000	0
Q1 2016	Tennessee Gas Pipeline Company, L.L.C.	Grand Isle Town Of	Blackbelt...	FS	2128-FSMATGP	9/1/1993	8/31/2023	360	0	N	0	6,540

Pipeline Contract Details

Q1 2016	Tennessee Gas Pipeline Company, L.L.C.	Grand Isle Town Of	Blackbelt...	FT-GS	2102-FTGSTGP	9/1/1993	8/31/2023	360	0	N	1,047	0
Q1 2016	Tennessee Gas Pipeline Company, L.L.C.	Grandview Town Of	Constella...	FT-GS	6189-FTGSTGP	3/1/1994	10/31/2020	320	0	N	472	0
Q1 2016	Tennessee Gas Pipeline Company, L.L.C.	Granite Ridge Energy LLC	Calpine E...	FT-A	37895-FTATGP	10/7/2001	10/6/2021	240	0	Y	130,000	0
Q1 2016	Tennessee Gas Pipeline Company, L.L.C.	Grayson Utilities Comm City O	Public En...	FS	2535-FSMATGP	9/1/1993	10/31/2021	338	0	N	0	37,250
Q1 2016	Tennessee Gas Pipeline Company, L.L.C.	Grayson Utilities Comm City O	Public En...	FT-G	1944-FTGTGP	9/1/1993	10/31/2021	338	0	N	780	0
Q1 2016	Tennessee Gas Pipeline Company, L.L.C.	Greater Dickson Gas Authority	Tennessee...	FS	2053-FSMATGP	9/1/1993	10/31/2019	314	0	N	0	189,445
Q1 2016	Tennessee Gas Pipeline Company, L.L.C.	Greater Dickson Gas Authority	Tennessee...	FS	2251-FSPATGP	9/1/1993	10/31/2019	314	0	N	0	137,411
Q1 2016	Tennessee Gas Pipeline Company, L.L.C.	Greater Dickson Gas Authority	Tennessee...	FT-G	1353-FTGTGP	9/1/1993	10/31/2019	314	0	N	10,000	0
Q1 2016	Tennessee Gas Pipeline Company, L.L.C.	Greater Dickson Gas Authority	Tennessee...	FT-G	32718-FTGTGP	3/1/2000	10/31/2019	236	0	N	10,000	0
Q1 2016	Tennessee Gas Pipeline Company, L.L.C.	Gulfport Energy Corp.	BP Energy...	FT-A	305658-FTATGP	4/1/2015	3/31/2035	240	0	N	200,000	0
Q1 2016	Tennessee Gas Pipeline Company, L.L.C.	Hardeman Fayette Utility	D2 ENERGY	FS	2100-FSPATGP	9/1/1993	10/31/2020	326	0	N	0	40,186
Q1 2016	Tennessee Gas Pipeline Company, L.L.C.	Hardeman Fayette Utility	D2 ENERGY	FS	2141-FSMATGP	9/1/1993	10/31/2020	326	0	N	0	54,024
Q1 2016	Tennessee Gas Pipeline Company, L.L.C.	Hardeman Fayette Utility	D2 ENERGY	FT-GS	1386-FTGSTGP	9/1/1993	10/31/2020	326	0	N	3,822	0
Q1 2016	Tennessee Gas Pipeline Company, L.L.C.	Harriman Utility Board	Tennessee...	FS	3945-FSMATGP	11/1/1993	11/1/2020	324	0	N	0	145,839
Q1 2016	Tennessee Gas Pipeline Company, L.L.C.	Harriman Utility Board	Tennessee...	FS	61602-FSPATGP	5/1/2006	4/30/2021	180	0	N	0	60,800
Q1 2016	Tennessee Gas Pipeline Company, L.L.C.	Harriman Utility Board	Tennessee...	FT-GS	4196-FGS1TGP	11/1/1993	11/1/2020	324	0	N	3,804	0
Q1 2016	Tennessee Gas Pipeline Company, L.L.C.	Harrisonburg Village Of	Blackbelt...	FS	2147-FSMATGP	9/1/1993	11/1/2020	326	0	N	0	17,900
Q1 2016	Tennessee Gas Pipeline Company, L.L.C.	Harrisonburg Village Of	Blackbelt...	FT-GS	1387-FTGSTGP	9/1/1993	11/1/2020	326	0	N	746	0
Q1 2016	Tennessee Gas Pipeline Company, L.L.C.	Hartselle City of	Interconn...	FT-GS	1437-FGS1TGP	9/1/1993	11/1/2020	326	0	N	2,680	0
Q1 2016	Tennessee Gas Pipeline Company, L.L.C.	Hawkins County Utility Dist	Atmos Ene...	FS	3946-FSMATGP	11/1/1993	10/31/2027	408	0	N	0	114,340
Q1 2016	Tennessee Gas Pipeline Company, L.L.C.	Hawkins County Utility Dist	Atmos Ene...	FS	4011-FSPATGP	11/1/1993	10/31/2027	408	0	N	0	26,481
Q1 2016	Tennessee Gas Pipeline Company, L.L.C.	Hawkins County Utility Dist	Atmos Ene...	FS	19570-FSPATGP	5/1/1997	10/31/2027	366	0	N	0	30,000
Q1 2016	Tennessee Gas Pipeline Company, L.L.C.	Hawkins County Utility Dist	Atmos Ene...	FT-A	307956-FTATGP	11/1/2015	10/31/2027	144	0	N	2,922	0
Q1 2016	Tennessee Gas Pipeline Company, L.L.C.	Hemphill City of	Regency D...	FS	2035-FSMATGP	9/1/1993	11/1/2020	326	0	N	0	9,646
Q1 2016	Tennessee Gas Pipeline Company, L.L.C.	Hemphill City of	Regency D...	FT-GS	1355-FTGSTGP	9/1/1993	11/1/2020	326	0	N	400	0
Q1 2016	Tennessee Gas Pipeline Company, L.L.C.	Henderson City Of	Tennessee...	FS	2055-FSMATGP	9/1/1993	10/31/2020	326	0	N	0	112,158
Q1 2016	Tennessee Gas Pipeline Company, L.L.C.	Henderson City Of	Tennessee...	FS	2246-FSPATGP	9/1/1993	10/31/2020	326	0	N	0	12,842
Q1 2016	Tennessee Gas Pipeline Company, L.L.C.	Henderson City Of	Tennessee...	FT-GS	1354-FTGSTGP	9/1/1993	10/31/2020	326	0	N	4,250	0
Q1 2016	Tennessee Gas Pipeline Company, L.L.C.	Hogansville City of	Tennessee...	FS	2099-FSMATGP	9/1/1993	10/31/2020	326	0	N	0	55,984
Q1 2016	Tennessee Gas Pipeline Company, L.L.C.	Hogansville City of	Tennessee...	FT-GS	2183-FTGSTGP	9/1/1993	10/31/2020	326	0	N	3,000	0
Q1 2016	Tennessee Gas Pipeline Company, L.L.C.	Holly Springs City of	Municipal...	FS	2058-FSPATGP	9/1/1993	10/31/2020	326	0	N	0	13,362
Q1 2016	Tennessee Gas Pipeline Company, L.L.C.	Holly Springs City of	Municipal...	FS	2059-FSMATGP	9/1/1993	10/31/2020	326	0	N	0	117,447
Q1 2016	Tennessee Gas Pipeline Company, L.L.C.	Holly Springs City of	Municipal...	FT-GS	93425-FTGSTGP	6/1/2011	10/31/2020	113	0	N	4,200	0
Q1 2016	Tennessee Gas Pipeline Company, L.L.C.	Holyoke Gas & Electric Departm	Consolida...	FS	2274-FSMATGP	8/1/1993	10/31/2019	315	0	N	0	303,425
Q1 2016	Tennessee Gas Pipeline Company, L.L.C.	Holyoke Gas & Electric Departm	Consolida...	FT-A	591-FTATGP	9/1/1993	10/31/2019	314	0	N	685	0
Q1 2016	Tennessee Gas Pipeline Company, L.L.C.	Holyoke Gas & Electric Departm	Consolida...	FT-A	2015-FTATGP	9/1/1993	9/30/2021	337	0	N	1,800	0
Q1 2016	Tennessee Gas Pipeline Company, L.L.C.	Holyoke Gas & Electric Departm	Consolida...	FT-A	8144-FTATGP	10/1/1994	10/31/2019	301	0	N	9,315	0
Q1 2016	Tennessee Gas Pipeline Company, L.L.C.	Holyoke Gas & Electric Departm	Consolida...	FT-A	95356-FTATGP	11/1/2011	10/31/2021	120	0	N	1,800	0
Q1 2016	Tennessee Gas Pipeline Company, L.L.C.	Honeywell International Inc	Energy Ma...	FT-A	72753-FTATGP	6/1/2009	5/31/2017	96	0	N	24,150	0
Q1 2016	Tennessee Gas Pipeline Company, L.L.C.	Humphreys County Utility Dist	ConocoPhi...	FS	2061-FSMATGP	9/1/1993	11/1/2021	338	0	N	0	165,000
Q1 2016	Tennessee Gas Pipeline Company, L.L.C.	Humphreys County Utility Dist	ConocoPhi...	FS	2247-FSPATGP	9/1/1993	11/1/2021	338	0	N	0	4,998
Q1 2016	Tennessee Gas Pipeline Company, L.L.C.	Humphreys County Utility Dist	ConocoPhi...	FT-G	1344-FTGTGP	9/1/1993	11/1/2021	338	0	N	3,500	0
Q1 2016	Tennessee Gas Pipeline Company, L.L.C.	Humphreys County Utility Dist	ConocoPhi...	FT-G	28367-FTGTGP	3/1/1999	11/1/2021	272	0	N	6,500	0
Q1 2016	Tennessee Gas Pipeline Company, L.L.C.	Huntsville Utilities	None	FS	1995-FSMATGP	9/1/1993	10/31/2019	314	0	N	0	331,117
Q1 2016	Tennessee Gas Pipeline Company, L.L.C.	Huntsville Utilities	None	FS	1996-FSPATGP	9/1/1993	10/31/2019	314	0	N	0	826,687
Q1 2016	Tennessee Gas Pipeline Company, L.L.C.	Huntsville Utilities	None	FT-A	507-FTATGP	9/1/1993	10/31/2019	314	0	N	4,284	0
Q1 2016	Tennessee Gas Pipeline Company, L.L.C.	Huntsville Utilities	None	FT-A	2043-FTATGP	9/1/1993	10/31/2019	314	0	N	10,997	0
Q1 2016	Tennessee Gas Pipeline Company, L.L.C.	Iberdrola Energy Services LLC	None	FT-A	100056-FTATGP	4/1/2012	3/31/2017	60	0	N	10,000	0
Q1 2016	Tennessee Gas Pipeline Company, L.L.C.	Inergy Gas Marketing, LLC	None	FT-A	39122-FTA3TGP	2/12/2002	3/31/2018	194	0	Y	90,000	0
Q1 2016	Tennessee Gas Pipeline Company, L.L.C.	Infinite Energy, Inc.	None	FT-A	311457-FTATGP	4/1/2015	3/31/2016	12	0	N	10,000	0
Q1 2016	Tennessee Gas Pipeline Company, L.L.C.	Iroquois Gas Transmission Sys	None	FT-A	95350-FTATGP	11/1/2011	10/31/2022	132	0	N	37,000	0
Q1 2016	Tennessee Gas Pipeline Company, L.L.C.	Iuka City of (MS)	Municipal...	FS	1997-FSPATGP	9/1/1993	10/31/2020	326	0	N	0	63,000
Q1 2016	Tennessee Gas Pipeline Company, L.L.C.	Iuka City of (MS)	Municipal...	FT-GS	1500-FGS1TGP	9/1/1993	10/31/2020	326	0	N	1,847	0
Q1 2016	Tennessee Gas Pipeline Company, L.L.C.	J. Aron & Co.	None	FT-A	303980-FTATGP	4/1/2014	3/31/2016	24	0	N	50,000	0
Q1 2016	Tennessee Gas Pipeline Company, L.L.C.	J. Aron & Co.	None	FT-A	312483-FTATGP	11/1/2015	3/31/2016	5	0	Y	12,000	0
Q1 2016	Tennessee Gas Pipeline Company, L.L.C.	J. Aron & Co.	None	FT-A	314964-FTATGP	11/1/2015	10/31/2017	24	0	N	30,000	0
Q1 2016	Tennessee Gas Pipeline Company, L.L.C.	J. Aron & Co.	None	FT-A	317294-FTATGP	11/1/2015	3/31/2016	5	0	N	25,000	0
Q1 2016	Tennessee Gas Pipeline Company, L.L.C.	J. Aron & Co.	None	FT-A	317295-FTATGP	11/1/2015	3/31/2016	5	0	N	25,000	0
Q1 2016	Tennessee Gas Pipeline Company, L.L.C.	Jamestown City of	Atmos Ene...	FS	3986-FSMATGP	11/1/1993	11/1/2020	324	0	N	0	102,554
Q1 2016	Tennessee Gas Pipeline Company, L.L.C.	Jamestown City of	Atmos Ene...	FS	4012-FSPATGP	11/1/1993	11/1/2020	324	0	N	0	23,751
Q1 2016	Tennessee Gas Pipeline Company, L.L.C.	Jefferson-Cocke County Gas	CH4 Conce...	FS	3952-FSMATGP	11/1/1993	10/31/2025	384	0	N	0	278,031
Q1 2016	Tennessee Gas Pipeline Company, L.L.C.	Jefferson-Cocke County Gas	CH4 Conce...	FS	4032-FSPATGP	11/1/1993	10/31/2025	384	0	N	0	64,391
Q1 2016	Tennessee Gas Pipeline Company, L.L.C.	Jefferson-Cocke County Gas	CH4 Conce...	FT-A	108230-FTATGP	11/1/2015	10/31/2025	120	0	N	9,135	0
Q1 2016	Tennessee Gas Pipeline Company, L.L.C.	Johns Manville	Total Uti...	FT-A	21083-FTATGP	11/1/1997	10/31/2017	240	0	N	1,330	0
Q1 2016	Tennessee Gas Pipeline Company, L.L.C.	Kaiser Marketing Northeast	None	FT-A	303952-FTATGP	4/1/2014	3/31/2034	240	0	N	50,000	0
Q1 2016	Tennessee Gas Pipeline Company, L.L.C.	KeySpan Gas East Corp.	Boston Ga...	FS	62829-FSMATGP	11/1/2006	10/31/2019	156	0	N	0	468,180
Q1 2016	Tennessee Gas Pipeline Company, L.L.C.	KeySpan Gas East Corp.	Boston Ga...	FT-A	62806-FTATGP	11/1/2006	10/31/2019	156	0	N	5,202	0
Q1 2016	Tennessee Gas Pipeline Company, L.L.C.	KeySpan Gas East Corp.	Boston Ga...	FT-A	62807-FTATGP	11/1/2006	5/31/2017	127	0	N	2,518	0
Q1 2016	Tennessee Gas Pipeline Company, L.L.C.	KeySpan Gas East Corp.	Boston Ga...	FT-A	100724-FTATGP	6/1/2012	5/31/2017	60	0	N	2,518	0

Pipeline Contract Details

Q1 2016	Tennessee Gas Pipeline Company, L.L.C.	Knoxville Utilities Board	None	FS	2014-FSPATGP	9/1/1993	10/31/2020	326	0	N	0	3,325,920
Q1 2016	Tennessee Gas Pipeline Company, L.L.C.	Knoxville Utilities Board	None	FT-A	46493-FTATGP	11/1/2005	10/31/2020	180	0	N	68,289	0
Q1 2016	Tennessee Gas Pipeline Company, L.L.C.	Lenoir City Utilities Board	Atmos Ene...	FS	3955-FSMATGP	11/1/1993	11/1/2020	324	0	N	0	92,410
Q1 2016	Tennessee Gas Pipeline Company, L.L.C.	Lenoir City Utilities Board	Atmos Ene...	FS	4015-FSPATGP	11/1/1993	11/1/2020	324	0	N	0	21,402
Q1 2016	Tennessee Gas Pipeline Company, L.L.C.	Lexington City of TN	Tennessee...	FS	2071-FSMATGP	9/1/1993	10/31/2020	326	0	N	0	228,626
Q1 2016	Tennessee Gas Pipeline Company, L.L.C.	Lexington City of TN	Tennessee...	FT-A	40830-FTATGP	8/5/2002	10/31/2020	219	0	N	2,500	0
Q1 2016	Tennessee Gas Pipeline Company, L.L.C.	Lexington City of TN	Tennessee...	FT-G	1342-FTGTGP	9/1/1993	10/31/2020	326	0	N	8,500	0
Q1 2016	Tennessee Gas Pipeline Company, L.L.C.	Liberty Utilities EnergyNorth	None	FS	523-FSMATGP	9/1/1993	10/31/2020	326	0	N	0	1,560,391
Q1 2016	Tennessee Gas Pipeline Company, L.L.C.	Liberty Utilities EnergyNorth	None	FT-A	632-FTATGP	9/1/1993	10/31/2020	326	0	N	15,265	0
Q1 2016	Tennessee Gas Pipeline Company, L.L.C.	Liberty Utilities EnergyNorth	None	FT-A	2302-FTATGP	9/1/1993	10/31/2020	326	0	N	3,122	0
Q1 2016	Tennessee Gas Pipeline Company, L.L.C.	Liberty Utilities EnergyNorth	Repsol En...	FT-A	8587-FTATGP	11/1/1994	10/31/2020	312	0	N	25,407	0
Q1 2016	Tennessee Gas Pipeline Company, L.L.C.	Liberty Utilities EnergyNorth	None	FT-A	11234-FTATGP	6/1/1995	10/31/2020	305	0	N	9,039	0
Q1 2016	Tennessee Gas Pipeline Company, L.L.C.	Liberty Utilities EnergyNorth	None	FT-A	42076-FTATGP	1/1/2003	10/31/2020	214	0	N	20,000	0
Q1 2016	Tennessee Gas Pipeline Company, L.L.C.	Liberty Utilities EnergyNorth	None	FT-A	72694-FTACTGP	11/1/2009	10/31/2029	240	0	Y	30,000	0
Q1 2016	Tennessee Gas Pipeline Company, L.L.C.	Liberty Utilities EnergyNorth	None	FT-A	95346-FTATGP	10/1/2011	11/30/2021	122	0	N	4,000	0
Q1 2016	Tennessee Gas Pipeline Company, L.L.C.	Linden City of	Tennessee...	FS	2072-FSMATGP	9/1/1993	10/31/2017	290	0	N	0	24,218
Q1 2016	Tennessee Gas Pipeline Company, L.L.C.	Linden City of	Tennessee...	FT-GS	2101-FTGSTGP	9/1/1993	10/31/2017	290	0	N	1,400	0
Q1 2016	Tennessee Gas Pipeline Company, L.L.C.	Livingston Town of TN	Atmos Ene...	FS	3957-FSMATGP	11/1/1993	11/1/2020	324	0	N	0	56,624
Q1 2016	Tennessee Gas Pipeline Company, L.L.C.	Livingston Town of TN	Atmos Ene...	FS	19486-FSPATGP	5/1/1997	10/31/2020	282	0	N	0	18,000
Q1 2016	Tennessee Gas Pipeline Company, L.L.C.	Lobelville City Of	Utility M...	FS	2073-FSMATGP	9/1/1993	11/1/2020	326	0	N	0	12,067
Q1 2016	Tennessee Gas Pipeline Company, L.L.C.	Lobelville City Of	Utility M...	FT-GS	1340-FTGSTGP	9/1/1993	11/1/2020	326	0	N	550	0
Q1 2016	Tennessee Gas Pipeline Company, L.L.C.	Loudon City of	Atmos Ene...	FS	3987-FSMATGP	11/1/1993	12/1/2020	325	0	N	0	142,609
Q1 2016	Tennessee Gas Pipeline Company, L.L.C.	Loudon City of	Atmos Ene...	FS	4018-FSPATGP	11/1/1993	12/1/2020	325	0	N	0	33,028
Q1 2016	Tennessee Gas Pipeline Company, L.L.C.	Loudon City of	Atmos Ene...	FS	19524-FSPATGP	5/1/1997	3/31/2020	275	0	N	0	42,000
Q1 2016	Tennessee Gas Pipeline Company, L.L.C.	Loudon City of	Atmos Ene...	FT-G	29551-FTG1TGP	7/1/1999	12/1/2018	233	0	N	7,165	0
Q1 2016	Tennessee Gas Pipeline Company, L.L.C.	Louis Dreyfus Energy Services	None	FS	47839-FSPATGP	4/1/2005	3/31/2019	168	0	N	0	600,000
Q1 2016	Tennessee Gas Pipeline Company, L.L.C.	Louis Dreyfus Energy Services	None	FT-A	312044-FTATGP	4/1/2015	3/31/2016	12	0	N	10,000	0
Q1 2016	Tennessee Gas Pipeline Company, L.L.C.	Louisville Gas & Electric Co.	None	FT-A	111110-FTATGP	11/1/2014	10/31/2018	48	0	N	20,000	0
Q1 2016	Tennessee Gas Pipeline Company, L.L.C.	MA Development Finance	None	FT-A	75162-FTATGP	11/1/2009	10/31/2029	240	0	N	12,300	0
Q1 2016	Tennessee Gas Pipeline Company, L.L.C.	Macquarie Cook Energy LLC	None	FT-A	310876-FTATGP	4/1/2015	3/31/2016	12	0	N	15,000	0
Q1 2016	Tennessee Gas Pipeline Company, L.L.C.	Macquarie Cook Energy LLC	None	FT-A	315137-FTATGP	11/1/2015	3/31/2016	5	0	N	6,620	0
Q1 2016	Tennessee Gas Pipeline Company, L.L.C.	Macquarie Cook Energy LLC	None	FT-A	316082-FTATGP	11/1/2015	3/31/2016	5	0	N	7,950	0
Q1 2016	Tennessee Gas Pipeline Company, L.L.C.	Madisonville City of	Atmos Ene...	FS	3958-FSMATGP	11/1/1993	11/1/2020	324	0	N	0	53,132
Q1 2016	Tennessee Gas Pipeline Company, L.L.C.	Marathon Ashland Petroleum LLC	None	FT-A	311453-FTATGP	4/1/2015	3/31/2018	36	0	N	15,000	0
Q1 2016	Tennessee Gas Pipeline Company, L.L.C.	Marshall City of IL	Constella...	FT-GS	97841-FTGSTGP	1/1/2012	10/31/2020	106	0	N	3,000	0
Q1 2016	Tennessee Gas Pipeline Company, L.L.C.	Martinsville City of	Constella...	FT-GS	97842-FTGSTGP	1/1/2012	10/31/2020	106	0	N	900	0
Q1 2016	Tennessee Gas Pipeline Company, L.L.C.	Mercuria Energy Gas Trading	None	FT-A	311544-FTATGP	4/1/2015	3/31/2016	12	0	N	10,000	0
Q1 2016	Tennessee Gas Pipeline Company, L.L.C.	Mercuria Energy Gas Trading	None	FT-A	316267-FTATGP	11/1/2015	10/31/2016	12	0	N	17,700	0
Q1 2016	Tennessee Gas Pipeline Company, L.L.C.	MGI Supply Ltd.	None	FT-A	307989-FTATGP	1/1/2015	11/30/2016	23	0	N	350,000	0
Q1 2016	Tennessee Gas Pipeline Company, L.L.C.	MGI Supply Ltd.	None	FT-A	44035-FTATGP	9/1/2003	8/31/2018	180	0	N	130,000	0
Q1 2016	Tennessee Gas Pipeline Company, L.L.C.	MGI Supply Ltd.	None	FT-A	101510-FTATGP	10/1/2012	9/30/2016	48	0	N	191,000	0
Q1 2016	Tennessee Gas Pipeline Company, L.L.C.	MGI Supply Ltd.	None	FT-A	108696-FTATGP	9/1/2013	9/30/2016	37	0	N	22,000	0
Q1 2016	Tennessee Gas Pipeline Company, L.L.C.	Middle Tennessee Nat Gas Util	None	FS	2010-FSPATGP	9/1/1993	11/1/2017	290	0	N	0	600,000
Q1 2016	Tennessee Gas Pipeline Company, L.L.C.	Middle Tennessee Nat Gas Util	None	FS	3961-FSMATGP	11/1/1993	10/31/2017	288	0	N	0	717,008
Q1 2016	Tennessee Gas Pipeline Company, L.L.C.	Middle Tennessee Nat Gas Util	None	FS	4021-FSPATGP	11/1/1993	10/31/2017	288	0	N	0	157,293
Q1 2016	Tennessee Gas Pipeline Company, L.L.C.	Middle Tennessee Nat Gas Util	None	FS	19537-FSPATGP	5/1/1997	10/31/2017	246	0	N	0	186,480
Q1 2016	Tennessee Gas Pipeline Company, L.L.C.	Middle Tennessee Nat Gas Util	None	FT-A	5052-FTATGP	11/1/1993	11/1/2022	348	0	N	18,248	0
Q1 2016	Tennessee Gas Pipeline Company, L.L.C.	Milford Power Company	Dynegy Ma...	FT-A	34912-FTATGP	11/1/2000	10/31/2019	228	0	N	4,140	0
Q1 2016	Tennessee Gas Pipeline Company, L.L.C.	Military Tennessee Department	Atmos Ene...	FS	3985-FSMATGP	11/1/1993	10/31/2019	312	0	N	0	14,759
Q1 2016	Tennessee Gas Pipeline Company, L.L.C.	Military Tennessee Department	Atmos Ene...	FS	4038-FSPATGP	11/1/1993	10/31/2019	312	0	N	0	3,418
Q1 2016	Tennessee Gas Pipeline Company, L.L.C.	Military Tennessee Department	Atmos Ene...	FT-A	7274-FTATGP	7/1/1994	10/31/2019	304	0	N	296	0
Q1 2016	Tennessee Gas Pipeline Company, L.L.C.	MMGS Inc	None	FT-A	97127-FTADTGP	11/1/2012	10/31/2027	180	0	Y	32,500	0
Q1 2016	Tennessee Gas Pipeline Company, L.L.C.	Morehead Util Plant Bd	Atmos Ene...	FS	2237-FSMATGP	9/1/1993	10/31/2019	314	0	N	0	62,402
Q1 2016	Tennessee Gas Pipeline Company, L.L.C.	Morehead Util Plant Bd	Atmos Ene...	FT-G	1942-FTGTGP	9/1/1993	10/31/2016	278	0	N	2,600	0
Q1 2016	Tennessee Gas Pipeline Company, L.L.C.	Moulton City of	Atmos Ene...	FS	1999-FSPATGP	9/1/1993	8/31/2019	312	0	N	0	24,000
Q1 2016	Tennessee Gas Pipeline Company, L.L.C.	Moulton City of	Atmos Ene...	FT-GS	1439-FGS1TGP	9/1/1993	10/31/2019	314	0	N	1,730	0
Q1 2016	Tennessee Gas Pipeline Company, L.L.C.	Mt Pleasant City of TN	Atmos Ene...	FS	4022-FSPATGP	11/1/1993	11/1/2020	324	0	N	0	13,114
Q1 2016	Tennessee Gas Pipeline Company, L.L.C.	Mt Pleasant City of TN	Atmos Ene...	FS	4411-FSMATGP	11/1/1993	11/1/2020	324	0	N	0	56,624
Q1 2016	Tennessee Gas Pipeline Company, L.L.C.	Mt Pleasant City of TN	Atmos Ene...	FT-GS	4206-FGS1TGP	11/1/1993	11/1/2020	324	0	N	2,565	0
Q1 2016	Tennessee Gas Pipeline Company, L.L.C.	Narragansett Electric Co.	Boston Ga...	FS	501-FSMATGP	9/1/1993	10/31/2020	326	0	N	0	605,343
Q1 2016	Tennessee Gas Pipeline Company, L.L.C.	Narragansett Electric Co.	Boston Ga...	FS	62918-FSMATGP	11/1/2006	10/31/2020	168	0	N	0	210,000
Q1 2016	Tennessee Gas Pipeline Company, L.L.C.	Narragansett Electric Co.	Boston Ga...	FT-A	1597-FTATGP	9/1/1993	10/31/2019	314	0	N	5,000	0
Q1 2016	Tennessee Gas Pipeline Company, L.L.C.	Narragansett Electric Co.	Boston Ga...	FT-A	8516-FTATGP	11/1/1994	10/31/2020	312	0	N	5,000	0
Q1 2016	Tennessee Gas Pipeline Company, L.L.C.	Narragansett Electric Co.	Boston Ga...	FT-A	10807-FTATGP	6/1/1995	3/31/2017	262	0	N	10,836	0
Q1 2016	Tennessee Gas Pipeline Company, L.L.C.	Narragansett Electric Co.	Boston Ga...	FT-A	39173-FTATGP	1/15/2003	10/31/2019	202	0	N	1,067	0
Q1 2016	Tennessee Gas Pipeline Company, L.L.C.	Narragansett Electric Co.	Boston Ga...	FT-A	62857-FTATGP	11/1/2006	4/30/2017	126	0	N	19,335	0
Q1 2016	Tennessee Gas Pipeline Company, L.L.C.	Narragansett Electric Co.	Boston Ga...	FT-A	62930-FTATGP	11/1/2006	8/31/2017	130	0	N	15,000	0
Q1 2016	Tennessee Gas Pipeline Company, L.L.C.	Narragansett Electric Co.	Boston Ga...	FT-A	64025-FTATGP	11/1/2007	10/31/2027	240	0	Y	5,220	0
Q1 2016	Tennessee Gas Pipeline Company, L.L.C.	Narragansett Electric Co.	Boston Ga...	FT-A	64026-FTATGP	11/1/2007	10/31/2027	240	0	Y	6,380	0

Pipeline Contract Details

Q1 2016	Tennessee Gas Pipeline Company, L.L.C.	Narragansett Electric Co.	Boston Ga...	FT-A	95345-FTATGP	10/1/2011	10/31/2017	73	0	N	1,000	0
Q1 2016	Tennessee Gas Pipeline Company, L.L.C.	National Fuel Gas Dist Corp.	None	FT-A	2514-FTATGP	9/1/1993	3/31/2019	307	0	N	35,000	0
Q1 2016	Tennessee Gas Pipeline Company, L.L.C.	National Fuel Gas Dist Corp.	None	FT-A	2752-FTATGP	9/1/1993	3/31/2019	307	0	N	108,000	0
Q1 2016	Tennessee Gas Pipeline Company, L.L.C.	National Fuel Gas Dist Corp.	None	FT-A	31577-FTATGP	11/1/2000	3/31/2019	221	0	N	27,000	0
Q1 2016	Tennessee Gas Pipeline Company, L.L.C.	New Albany City of	Atmos Ene...	FS	2097-FSMATGP	9/1/1993	11/1/2020	326	0	N	0	148,620
Q1 2016	Tennessee Gas Pipeline Company, L.L.C.	New Albany City of	Atmos Ene...	FT-GS	2240-FTGSTGP	9/1/1993	11/1/2020	326	0	N	7,500	0
Q1 2016	Tennessee Gas Pipeline Company, L.L.C.	New Jersey Natural Gas Co.	None	FT-A	29185-FTATGP	5/1/1999	10/31/2019	246	0	N	10,894	0
Q1 2016	Tennessee Gas Pipeline Company, L.L.C.	NextEra Energy Power Marketing	None	FT-A	311465-FTATGP	11/1/2015	3/31/2016	5	0	N	25,000	0
Q1 2016	Tennessee Gas Pipeline Company, L.L.C.	NextEra Energy Power Marketing	None	FT-A	110323-FTATGP	11/1/2013	3/31/2016	29	0	N	100,000	0
Q1 2016	Tennessee Gas Pipeline Company, L.L.C.	Niagara Mohawk Power Corp.	Boston Ga...	FT-A	65075-FTATGP	11/1/2008	10/31/2019	132	0	N	14,000	0
Q1 2016	Tennessee Gas Pipeline Company, L.L.C.	NJR Energy Services Co	None	FS	313060-FSMATGP	11/1/2015	4/30/2022	78	0	N	0	3,834,291
Q1 2016	Tennessee Gas Pipeline Company, L.L.C.	NJR Energy Services Co	None	FS	35361-FSMATGP	11/1/2000	3/31/2021	245	0	N	0	1,189,997
Q1 2016	Tennessee Gas Pipeline Company, L.L.C.	NJR Energy Services Co	None	FS	47937-FSPATGP	11/1/2005	3/31/2018	149	0	N	0	4,410,610
Q1 2016	Tennessee Gas Pipeline Company, L.L.C.	NJR Energy Services Co	None	FT-A	41659-FTATGP	11/1/2002	10/31/2019	204	0	N	3,000	0
Q1 2016	Tennessee Gas Pipeline Company, L.L.C.	Noble Americas Corp.	None	FT-A	312450-FTATGP	11/1/2015	3/31/2016	5	0	Y	7,501	0
Q1 2016	Tennessee Gas Pipeline Company, L.L.C.	Noble Americas Corp.	None	FT-A	313125-FTATGP	11/1/2015	3/31/2016	5	0	N	14,125	0
Q1 2016	Tennessee Gas Pipeline Company, L.L.C.	Noble Americas Corp.	None	FT-A	314123-FTATGP	11/1/2015	3/31/2016	5	0	N	2,655	0
Q1 2016	Tennessee Gas Pipeline Company, L.L.C.	Noble Americas Corp.	None	FT-A	314471-FTATGP	11/1/2015	3/31/2016	5	0	N	6,606	0
Q1 2016	Tennessee Gas Pipeline Company, L.L.C.	Noble Americas Corp.	None	FT-A	315981-FTATGP	11/1/2015	3/31/2016	5	0	N	5,609	0
Q1 2016	Tennessee Gas Pipeline Company, L.L.C.	Noble Americas Corp.	None	FT-A	316647-FTATGP	12/1/2015	3/31/2016	4	0	Y	16,000	0
Q1 2016	Tennessee Gas Pipeline Company, L.L.C.	North Alabama Gas District	Atmos Ene...	FS	2000-FSPATGP	9/1/1993	10/31/2020	326	0	N	0	94,299
Q1 2016	Tennessee Gas Pipeline Company, L.L.C.	North Alabama Gas District	Atmos Ene...	FS	2001-FSMATGP	9/1/1993	10/31/2020	326	0	N	0	83,328
Q1 2016	Tennessee Gas Pipeline Company, L.L.C.	North Alabama Gas District	Atmos Ene...	FS	75405-FSPATGP	11/1/2009	10/31/2020	132	0	N	0	24,000
Q1 2016	Tennessee Gas Pipeline Company, L.L.C.	North Alabama Gas District	Atmos Ene...	FT-G	29264-FTG2TGP	1/1/1999	10/31/2020	262	0	N	8,617	0
Q1 2016	Tennessee Gas Pipeline Company, L.L.C.	Northern Illinois Gas Co.	None	FT-A	95618-FTATGP	11/1/2012	10/31/2018	72	0	N	101,010	0
Q1 2016	Tennessee Gas Pipeline Company, L.L.C.	Northern Utilities Inc.	None	FS	5195-FSMATGP	11/1/1993	3/31/2020	317	0	N	0	259,337
Q1 2016	Tennessee Gas Pipeline Company, L.L.C.	Northern Utilities Inc.	Repsol En...	FT-A	5083-FTATGP	11/1/1993	10/31/2018	300	0	N	13,155	0
Q1 2016	Tennessee Gas Pipeline Company, L.L.C.	Northern Utilities Inc.	None	FT-A	5265-FTATGP	11/1/1993	3/31/2020	317	0	N	2,653	0
Q1 2016	Tennessee Gas Pipeline Company, L.L.C.	Northern Utilities Inc.	Tenaska M...	FT-A	5292-FTATGP	11/1/1993	3/31/2020	317	0	N	1,406	0
Q1 2016	Tennessee Gas Pipeline Company, L.L.C.	Northern Utilities Inc.	Tenaska M...	FT-A	39735-FTATGP	1/15/2003	3/31/2020	207	0	N	929	0
Q1 2016	Tennessee Gas Pipeline Company, L.L.C.	Northern Utilities Inc.	Emera Ene...	FT-A	41099-FTATGP	11/1/2002	10/31/2017	180	0	Y	4,267	0
Q1 2016	Tennessee Gas Pipeline Company, L.L.C.	Northern Utilities Inc.	Emera Ene...	FT-A	95196-FTATGP	9/1/2011	10/31/2017	74	0	N	2,226	0
Q1 2016	Tennessee Gas Pipeline Company, L.L.C.	NSTAR Gas Co.	Emera Ene...	FS	526-FSMATGP	9/1/1993	10/31/2016	278	0	N	0	1,255,060
Q1 2016	Tennessee Gas Pipeline Company, L.L.C.	NSTAR Gas Co.	Emera Ene...	FT-A	201-FTATGP	9/1/1993	10/31/2016	278	0	N	8,433	0
Q1 2016	Tennessee Gas Pipeline Company, L.L.C.	NSTAR Gas Co.	Emera Ene...	FT-A	625-FTATGP	9/1/1993	10/31/2016	278	0	N	12,000	0
Q1 2016	Tennessee Gas Pipeline Company, L.L.C.	NSTAR Gas Co.	Emera Ene...	FT-A	629-FTATGP	9/1/1993	10/31/2016	278	0	N	10,000	0
Q1 2016	Tennessee Gas Pipeline Company, L.L.C.	NSTAR Gas Co.	Emera Ene...	FT-A	630-FTATGP	9/1/1993	10/31/2016	278	0	N	25,387	0
Q1 2016	Tennessee Gas Pipeline Company, L.L.C.	NSTAR Gas Co.	Emera Ene...	FT-A	2376-FTATGP	9/1/1993	10/31/2016	278	0	N	9,439	0
Q1 2016	Tennessee Gas Pipeline Company, L.L.C.	NSTAR Gas Co.	Emera Ene...	FT-A	41113-FTATGP	11/1/2002	10/31/2017	180	0	N	9,600	0
Q1 2016	Tennessee Gas Pipeline Company, L.L.C.	NY State Electric & Gas Corp.	None	FS	536-FSMATGP	9/1/1993	10/31/2021	338	0	N	0	879,818
Q1 2016	Tennessee Gas Pipeline Company, L.L.C.	NY State Electric & Gas Corp.	None	FT-A	203-FTATGP	9/1/1993	10/31/2021	338	0	N	9,744	0
Q1 2016	Tennessee Gas Pipeline Company, L.L.C.	NY State Electric & Gas Corp.	None	FT-A	314980-FTATGP	11/1/2015	3/31/2016	5	0	N	2,025	0
Q1 2016	Tennessee Gas Pipeline Company, L.L.C.	NY State Electric & Gas Corp.	None	FT-A	46732-FTATGP	7/1/2004	10/31/2021	208	0	N	2,490	0
Q1 2016	Tennessee Gas Pipeline Company, L.L.C.	NY State Electric & Gas Corp.	None	FT-A	62405-FTATGP	11/1/2007	10/31/2019	144	0	N	4,000	0
Q1 2016	Tennessee Gas Pipeline Company, L.L.C.	Oak Ridge Utility District	Tennessee...	FS	3972-FSMATGP	11/1/1993	11/1/2020	324	0	N	0	212,225
Q1 2016	Tennessee Gas Pipeline Company, L.L.C.	Oak Ridge Utility District	Tennessee...	FT-A	48891-FTATGP	11/1/2005	10/31/2020	180	0	N	5,000	0
Q1 2016	Tennessee Gas Pipeline Company, L.L.C.	Olin Corp.	Atmos Ene...	FS	19499-FSPATGP	5/1/1997	10/31/2020	282	0	N	0	9,000
Q1 2016	Tennessee Gas Pipeline Company, L.L.C.	Olin Corp.	Atmos Ene...	FT-A	4581-FTATGP	11/1/1993	10/31/2020	324	0	N	152	0
Q1 2016	Tennessee Gas Pipeline Company, L.L.C.	Olive Hill City of	Public En...	FS	2360-FSMATGP	9/1/1993	10/31/2020	326	0	N	0	17,563
Q1 2016	Tennessee Gas Pipeline Company, L.L.C.	Olive Hill City of	Public En...	FT-GS	1936-FTGSTGP	9/1/1993	11/1/2020	326	0	N	1,254	0
Q1 2016	Tennessee Gas Pipeline Company, L.L.C.	Orange & Rockland Utlts Inc.	Consolida...	FS	1974-FSMATGP	9/1/1993	10/31/2018	302	0	N	0	5,415,599
Q1 2016	Tennessee Gas Pipeline Company, L.L.C.	Orange & Rockland Utlts Inc.	Consolida...	FT-A	329-FTATGP	9/1/1993	10/31/2018	302	0	N	9,318	0
Q1 2016	Tennessee Gas Pipeline Company, L.L.C.	Orange & Rockland Utlts Inc.	Consolida...	FT-A	330-FTATGP	9/1/1993	10/31/2018	302	0	N	25,000	0
Q1 2016	Tennessee Gas Pipeline Company, L.L.C.	Orange & Rockland Utlts Inc.	Consolida...	FT-A	350-FTATGP	9/1/1993	10/31/2018	302	0	N	31,825	0
Q1 2016	Tennessee Gas Pipeline Company, L.L.C.	Orange & Rockland Utlts Inc.	Consolida...	FT-A	8402-FTATGP	10/1/1994	10/31/2018	289	0	N	12,440	0
Q1 2016	Tennessee Gas Pipeline Company, L.L.C.	Parsons, City Of	Tennergy ...	FS	2143-FSPATGP	9/1/1993	10/31/2020	326	0	N	0	46,813
Q1 2016	Tennessee Gas Pipeline Company, L.L.C.	Parsons, City Of	Tennergy ...	FS	2144-FSMATGP	9/1/1993	10/31/2020	326	0	N	0	35,852
Q1 2016	Tennessee Gas Pipeline Company, L.L.C.	Parsons, City Of	Tennergy ...	FT-GS	3059-FTGSTGP	9/1/1993	10/31/2020	326	0	N	2,117	0
Q1 2016	Tennessee Gas Pipeline Company, L.L.C.	Peck Gas Co.	Tennessee...	FS	2092-FSMATGP	9/1/1993	10/31/2020	326	0	N	0	102,331
Q1 2016	Tennessee Gas Pipeline Company, L.L.C.	Peck Gas Co.	Tennessee...	FT-GS	2335-FTGSTGP	9/1/1993	10/31/2020	326	0	N	4,500	0
Q1 2016	Tennessee Gas Pipeline Company, L.L.C.	Piedmont Natural Gas Co.	Tenaska G...	FS	2400-FSPATGP	9/1/1993	4/30/2019	308	0	N	0	672,091
Q1 2016	Tennessee Gas Pipeline Company, L.L.C.	Piedmont Natural Gas Co.	Tenaska G...	FS	6815-FSMATGP	5/1/1994	4/30/2019	300	0	N	0	2,901,943
Q1 2016	Tennessee Gas Pipeline Company, L.L.C.	Piedmont Natural Gas Co.	Tenaska M...	FT-A	301244-FTATGP	11/1/2014	10/31/2019	60	0	N	55,900	0
Q1 2016	Tennessee Gas Pipeline Company, L.L.C.	Piedmont Natural Gas Co.	Tenaska M...	FT-A	237-FTATGP	9/1/1993	10/31/2019	314	0	N	51,500	0
Q1 2016	Tennessee Gas Pipeline Company, L.L.C.	Pike Natural Gas Co	Atmos Ene...	FS	1929-FSMATGP	9/1/1993	10/31/2020	326	0	N	0	181,730
Q1 2016	Tennessee Gas Pipeline Company, L.L.C.	Pike Natural Gas Co	Atmos Ene...	FT-G	249-FTGTGP	9/1/1993	10/31/2020	326	0	N	3,751	0
Q1 2016	Tennessee Gas Pipeline Company, L.L.C.	Pittsburgh Corning Corp.	None	FS	2346-FSPATGP	9/1/1993	8/31/2017	288	0	N	0	75,000
Q1 2016	Tennessee Gas Pipeline Company, L.L.C.	Pittsburgh Corning Corp.	None	FT-A	2846-FTATGP	9/1/1993	8/31/2017	288	0	N	1,100	0
Q1 2016	Tennessee Gas Pipeline Company, L.L.C.	Pivotal Utility Holdings Inc.	Sequent E...	FS	8703-FSMATGP	11/1/1994	3/31/2018	281	0	N	0	100,485

Pipeline Contract Details

Q1 2016	Tennessee Gas Pipeline Company, L.L.C.	Pivotal Utility Holdings Inc.	Sequent E...	FT-A	959-FTATGP	9/1/1993	4/30/2017	284	0	N	1,000	0
Q1 2016	Tennessee Gas Pipeline Company, L.L.C.	Pivotal Utility Holdings Inc.	Sequent E...	FT-G	597-FTGTGP	9/1/1993	10/31/2019	314	0	N	3,048	0
Q1 2016	Tennessee Gas Pipeline Company, L.L.C.	Pivotal Utility Holdings Inc.	Sequent E...	FT-G	603-FTGTGP	9/1/1993	10/31/2019	314	0	N	1,014	0
Q1 2016	Tennessee Gas Pipeline Company, L.L.C.	Pontotoc City Of	Utility M...	FS	2078-FSMATGP	9/1/1993	11/1/2020	326	0	N	0	151,588
Q1 2016	Tennessee Gas Pipeline Company, L.L.C.	Pontotoc City Of	Utility M...	FT-GS	1945-FTGSTGP	9/1/1993	11/1/2020	326	0	N	7,100	0
Q1 2016	Tennessee Gas Pipeline Company, L.L.C.	Portland City Of	Atmos Ene...	FS	2079-FSMATGP	9/1/1993	10/31/2019	314	0	N	0	83,690
Q1 2016	Tennessee Gas Pipeline Company, L.L.C.	Portland City Of	Atmos Ene...	FS	2248-FSPATGP	9/1/1993	10/31/2019	314	0	N	0	131,958
Q1 2016	Tennessee Gas Pipeline Company, L.L.C.	Portland City Of	Atmos Ene...	FT-GS	1375-FTGSTGP	9/1/1993	10/31/2019	314	0	N	10,000	0
Q1 2016	Tennessee Gas Pipeline Company, L.L.C.	Powell Clinch Util Dist	CH4 Conce...	FS	3973-FSMATGP	11/1/1993	10/31/2025	384	0	N	0	182,371
Q1 2016	Tennessee Gas Pipeline Company, L.L.C.	Powell Clinch Util Dist	CH4 Conce...	FS	4023-FSPATGP	11/1/1993	10/31/2025	384	0	N	0	42,237
Q1 2016	Tennessee Gas Pipeline Company, L.L.C.	Powell Clinch Util Dist	CH4 Conce...	FT-A	108232-FTATGP	11/1/2014	10/31/2025	132	0	N	9,691	0
Q1 2016	Tennessee Gas Pipeline Company, L.L.C.	Project Penny Producers	None	FT-A	8822-FTATGP	2/1/1995	2/1/2021	312	0	N	10	0
Q1 2016	Tennessee Gas Pipeline Company, L.L.C.	Provencal Village Of	Elizabeth...	FS	2133-FSMATGP	9/1/1993	11/1/2020	326	0	N	0	5,934
Q1 2016	Tennessee Gas Pipeline Company, L.L.C.	Provencal Village Of	Elizabeth...	FT-GS	1505-FTGSTGP	9/1/1993	11/1/2020	326	0	N	292	0
Q1 2016	Tennessee Gas Pipeline Company, L.L.C.	PSEG Energy Resources	None	FS	63400-FSMATGP	12/1/2006	11/30/2021	180	0	N	0	8,583,300
Q1 2016	Tennessee Gas Pipeline Company, L.L.C.	PSEG Energy Resources	None	FT-A	316394-FTATGP	11/1/2015	10/31/2016	12	0	N	20,000	0
Q1 2016	Tennessee Gas Pipeline Company, L.L.C.	PSEG Energy Resources	None	FT-A	49377-FTATGP	8/1/2005	10/31/2019	171	0	N	57,222	0
Q1 2016	Tennessee Gas Pipeline Company, L.L.C.	PSEG Energy Resources	None	FT-A	49379-FTATGP	8/1/2005	10/31/2019	171	0	N	36,414	0
Q1 2016	Tennessee Gas Pipeline Company, L.L.C.	PSEG Energy Resources	None	FT-A	63108-FTATGP	4/1/2007	10/31/2016	115	0	N	20,000	0
Q1 2016	Tennessee Gas Pipeline Company, L.L.C.	PSEG Energy Resources	None	FT-A	65394-FTASTGP	10/1/2007	11/30/2017	122	0	Y	50,000	0
Q1 2016	Tennessee Gas Pipeline Company, L.L.C.	Pulaski City of	Atmos Ene...	FT-G	7277-FTGTGP	7/1/1994	11/1/2020	316	0	N	405	0
Q1 2016	Tennessee Gas Pipeline Company, L.L.C.	R E Gas Development LLC	None	FT-A	307474-FTATGP	8/1/2015	7/31/2020	60	0	N	25,000	0
Q1 2016	Tennessee Gas Pipeline Company, L.L.C.	R E Gas Development LLC	None	FT-A	307475-FTATGP	11/1/2015	10/31/2020	60	0	N	25,000	0
Q1 2016	Tennessee Gas Pipeline Company, L.L.C.	Range Resources - Appalachia	Direct En...	FT-A	302809-FTATGP	4/1/2014	4/30/2039	301	0	N	150,000	0
Q1 2016	Tennessee Gas Pipeline Company, L.L.C.	Repsol Energy North America	None	FT-A	310877-FTATGP	4/1/2015	3/31/2016	12	0	N	25,000	0
Q1 2016	Tennessee Gas Pipeline Company, L.L.C.	Repsol Energy North America	None	FT-A	310878-FTATGP	4/1/2015	3/31/2016	12	0	N	15,000	0
Q1 2016	Tennessee Gas Pipeline Company, L.L.C.	Repsol Energy North America	None	FT-A	313347-FTATGP	11/1/2015	3/31/2016	5	0	N	9,600	0
Q1 2016	Tennessee Gas Pipeline Company, L.L.C.	Repsol Energy North America	None	FT-A	314158-FTATGP	11/1/2015	3/31/2016	5	0	N	1,650	0
Q1 2016	Tennessee Gas Pipeline Company, L.L.C.	Ridgetop Nat Gas Dept City Of	Tennessee...	FS	2080-FSMATGP	9/1/1993	11/1/2020	326	0	N	0	8,644
Q1 2016	Tennessee Gas Pipeline Company, L.L.C.	Ridgetop Nat Gas Dept City Of	Tennessee...	FT-GS	1361-FTGSTGP	9/1/1993	11/1/2020	326	0	N	500	0
Q1 2016	Tennessee Gas Pipeline Company, L.L.C.	Ripley City Of	Atmos Ene...	FS	2081-FSMATGP	9/1/1993	10/31/2020	326	0	N	0	131,411
Q1 2016	Tennessee Gas Pipeline Company, L.L.C.	Ripley City Of	Atmos Ene...	FT-G	1369-FTGTGP	9/1/1993	10/31/2020	326	0	N	4,359	0
Q1 2016	Tennessee Gas Pipeline Company, L.L.C.	Roanoke Gas Co.	Sequent E...	FS	3974-FSMATGP	11/1/1993	11/1/2018	300	0	N	0	134,603
Q1 2016	Tennessee Gas Pipeline Company, L.L.C.	Roanoke Gas Co.	Sequent E...	FT-A	5487-FTATGP	12/1/1993	3/31/2017	280	0	N	9,326	0
Q1 2016	Tennessee Gas Pipeline Company, L.L.C.	Roanoke Gas Co.	Sequent E...	FT-A	24376-FTATGP	11/1/1999	10/31/2019	240	0	N	5,267	0
Q1 2016	Tennessee Gas Pipeline Company, L.L.C.	Roanoke Gas Co.	Sequent E...	FT-A	26446-FTATGP	11/1/1999	10/31/2019	240	0	N	5,000	0
Q1 2016	Tennessee Gas Pipeline Company, L.L.C.	Rockwood Water Sewer & Natural	JAT Oil I...	FS	3982-FSMATGP	11/1/1993	11/1/2020	324	0	N	0	107,309
Q1 2016	Tennessee Gas Pipeline Company, L.L.C.	Rockwood Water Sewer & Natural	JAT Oil I...	FT-A	48879-FTATGP	11/1/2005	11/1/2020	180	0	N	2,500	0
Q1 2016	Tennessee Gas Pipeline Company, L.L.C.	RRI Energy Services Inc	None	FT-A	14010-FTATGP	5/1/1996	12/31/2025	356	0	N	2	0
Q1 2016	Tennessee Gas Pipeline Company, L.L.C.	RRI Energy Services Inc	None	FT-A	14011-FTATGP	5/1/1996	12/31/2025	356	0	N	2	0
Q1 2016	Tennessee Gas Pipeline Company, L.L.C.	Russellville City of AL	Interconn...	FS	2003-FSMATGP	9/1/1993	10/31/2020	326	0	N	0	32,479
Q1 2016	Tennessee Gas Pipeline Company, L.L.C.	Russellville City of AL	Interconn...	FS	2004-FSPATGP	9/1/1993	10/31/2020	326	0	N	0	7,522
Q1 2016	Tennessee Gas Pipeline Company, L.L.C.	Russellville City of AL	Interconn...	FT-G	2156-FTG2TGP	9/1/1993	10/31/2020	326	0	N	5,000	0
Q1 2016	Tennessee Gas Pipeline Company, L.L.C.	Savannah City Of	Tennessee...	FS	2082-FSMATGP	9/1/1993	10/31/2020	326	0	N	0	84,470
Q1 2016	Tennessee Gas Pipeline Company, L.L.C.	Savannah City Of	Tennessee...	FS	2262-FSPATGP	9/1/1993	10/31/2020	326	0	N	0	50,530
Q1 2016	Tennessee Gas Pipeline Company, L.L.C.	Savannah City Of	Tennessee...	FT-GS	2662-FTGSTGP	9/1/1993	10/31/2020	326	0	N	7,500	0
Q1 2016	Tennessee Gas Pipeline Company, L.L.C.	Scottsville, KY City Of	Atmos Ene...	FS	4588-FSMATGP	11/1/1993	10/31/2020	324	0	N	0	21,150
Q1 2016	Tennessee Gas Pipeline Company, L.L.C.	Scottsville, KY City Of	Atmos Ene...	FT-GS	4599-FTGSTGP	11/1/1993	10/31/2020	324	0	N	3,133	0
Q1 2016	Tennessee Gas Pipeline Company, L.L.C.	Selmer Utility Division	Tennessee...	FS	28275-FSPATGP	3/1/1999	10/31/2017	224	0	N	0	62,400
Q1 2016	Tennessee Gas Pipeline Company, L.L.C.	Selmer Utility Division	Tennessee...	FT-GS	2275-FTGSTGP	9/1/1993	10/31/2017	290	0	N	3,863	0
Q1 2016	Tennessee Gas Pipeline Company, L.L.C.	Senatobia City Of	Utility M...	FS	2083-FSMATGP	9/1/1993	11/1/2020	326	0	N	0	135,518
Q1 2016	Tennessee Gas Pipeline Company, L.L.C.	Senatobia City Of	Utility M...	FT-G	1368-FTGTGP	9/1/1993	11/1/2020	326	0	N	4,525	0
Q1 2016	Tennessee Gas Pipeline Company, L.L.C.	Seneca Resources Corp.	Emera Ene...	FT-A	315567-FTANTGP	11/1/2015	10/31/2030	180	0	Y	18,000	0
Q1 2016	Tennessee Gas Pipeline Company, L.L.C.	Seneca Resources Corp.	DTE Energ...	FT-A	315568-FTANTGP	12/1/2015	10/31/2030	179	0	Y	140,000	0
Q1 2016	Tennessee Gas Pipeline Company, L.L.C.	Seneca Resources Corp.	DTE Energ...	FT-A	97126-FTADTGP	11/1/2012	10/31/2027	180	0	Y	50,000	0
Q1 2016	Tennessee Gas Pipeline Company, L.L.C.	Sequent Energy Mgmt LP	None	FT-A	307484-FTATGP	11/1/2015	3/31/2017	17	0	N	50,000	0
Q1 2016	Tennessee Gas Pipeline Company, L.L.C.	Sequent Energy Mgmt LP	None	FT-A	307485-FTATGP	11/1/2015	3/31/2017	17	0	N	25,000	0
Q1 2016	Tennessee Gas Pipeline Company, L.L.C.	Sequent Energy Mgmt LP	None	FT-A	307486-FTATGP	11/1/2015	3/31/2017	17	0	N	141,916	0
Q1 2016	Tennessee Gas Pipeline Company, L.L.C.	Sequent Energy Mgmt LP	None	FT-A	308036-FTATGP	11/1/2015	3/31/2016	5	0	Y	10,000	0
Q1 2016	Tennessee Gas Pipeline Company, L.L.C.	Sequent Energy Mgmt LP	None	FT-A	308038-FTATGP	11/1/2015	3/31/2016	5	0	Y	30,478	0
Q1 2016	Tennessee Gas Pipeline Company, L.L.C.	Sequent Energy Mgmt LP	None	FT-A	309020-FTATGP	11/1/2015	3/31/2016	5	0	Y	11,000	0
Q1 2016	Tennessee Gas Pipeline Company, L.L.C.	Sequent Energy Mgmt LP	None	FT-A	309021-FTATGP	11/1/2015	3/31/2016	5	0	Y	35,000	0
Q1 2016	Tennessee Gas Pipeline Company, L.L.C.	Sequent Energy Mgmt LP	None	FT-A	309022-FTATGP	11/1/2015	3/31/2016	5	0	Y	30,000	0
Q1 2016	Tennessee Gas Pipeline Company, L.L.C.	Sequent Energy Mgmt LP	None	FT-A	309023-FTATGP	6/1/2015	3/31/2016	10	0	Y	177,268	0
Q1 2016	Tennessee Gas Pipeline Company, L.L.C.	Sequent Energy Mgmt LP	None	FT-A	309024-FTATGP	11/1/2015	3/31/2016	5	0	Y	15,000	0
Q1 2016	Tennessee Gas Pipeline Company, L.L.C.	Sequent Energy Mgmt LP	None	FT-A	311521-FTATGP	11/1/2015	3/31/2016	5	0	Y	2,000	0
Q1 2016	Tennessee Gas Pipeline Company, L.L.C.	Sequent Energy Mgmt LP	None	FT-A	312123-FTATGP	11/1/2015	3/31/2016	5	0	Y	7,481	0
Q1 2016	Tennessee Gas Pipeline Company, L.L.C.	Sequent Energy Mgmt LP	None	FT-A	312368-FTATGP	4/1/2015	3/31/2016	12	0	N	15,000	0
Q1 2016	Tennessee Gas Pipeline Company, L.L.C.	Sequent Energy Mgmt LP	None	FT-A	315138-FTATGP	11/1/2015	3/31/2016	5	0	N	12,665	0

Pipeline Contract Details

Q1 2016	Tennessee Gas Pipeline Company, L.L.C.	Sequent Energy Mgmt LP	None	FT-A	100239-FTATGP	6/1/2012	10/31/2018	77	0	N	45,000	0
Q1 2016	Tennessee Gas Pipeline Company, L.L.C.	Sevier County Utility District	CH4 Conce...	FS	3975-FSMATGP	11/1/1993	10/31/2025	384	0	N	0	131,691
Q1 2016	Tennessee Gas Pipeline Company, L.L.C.	Sevier County Utility District	CH4 Conce...	FS	4026-FSPATGP	11/1/1993	10/31/2025	384	0	N	0	30,500
Q1 2016	Tennessee Gas Pipeline Company, L.L.C.	Sevier County Utility District	CH4 Conce...	FT-A	108235-FTATGP	11/1/2015	10/31/2025	120	0	N	7,166	0
Q1 2016	Tennessee Gas Pipeline Company, L.L.C.	Sheffield City of	Interconn...	FS	2005-FSMATGP	9/1/1993	10/31/2020	326	0	N	0	52,355
Q1 2016	Tennessee Gas Pipeline Company, L.L.C.	Sheffield City of	Interconn...	FS	2057-FSPATGP	9/1/1993	10/31/2020	326	0	N	0	47,225
Q1 2016	Tennessee Gas Pipeline Company, L.L.C.	Sheffield City of	Interconn...	FT-G	6972-FTG2TGP	6/1/1994	10/31/2020	317	0	N	4,299	0
Q1 2016	Tennessee Gas Pipeline Company, L.L.C.	South Jersey Resources Group	None	FT-A	100754-FTARTGP	11/1/2014	10/31/2024	120	0	Y	55,000	0
Q1 2016	Tennessee Gas Pipeline Company, L.L.C.	South Jersey Resources Group	None	FT-A	314154-FTATGP	7/1/2015	10/31/2018	40	0	N	20,000	0
Q1 2016	Tennessee Gas Pipeline Company, L.L.C.	South Jersey Resources Group	None	FT-A	315627-FTATGP	11/1/2015	3/31/2016	5	0	N	39,000	0
Q1 2016	Tennessee Gas Pipeline Company, L.L.C.	South Jersey Resources Group	None	FT-A	316190-FTATGP	11/1/2015	3/31/2016	5	0	N	62,000	0
Q1 2016	Tennessee Gas Pipeline Company, L.L.C.	South Jersey Resources Group	None	FT-A	102574-FTATGP	11/1/2012	10/31/2016	48	0	Y	10,000	0
Q1 2016	Tennessee Gas Pipeline Company, L.L.C.	South Pittsburg City of	Atmos Ene...	FS	3959-FSMATGP	11/1/1993	11/1/2027	408	0	N	0	109,220
Q1 2016	Tennessee Gas Pipeline Company, L.L.C.	South Pittsburg City of	Atmos Ene...	FS	4020-FSPATGP	11/1/1993	11/1/2027	408	0	N	0	25,295
Q1 2016	Tennessee Gas Pipeline Company, L.L.C.	South Pittsburg City of	Atmos Ene...	FS	19536-FSPATGP	5/1/1997	10/31/2027	366	0	N	0	24,000
Q1 2016	Tennessee Gas Pipeline Company, L.L.C.	South Pittsburg City of	Atmos Ene...	FT-A	307957-FTATGP	11/1/2015	10/31/2027	144	0	N	2,105	0
Q1 2016	Tennessee Gas Pipeline Company, L.L.C.	South Pittsburg City of	Atmos Ene...	FT-A	20221-FTATGP	11/1/1997	10/31/2017	240	0	N	511	0
Q1 2016	Tennessee Gas Pipeline Company, L.L.C.	Southern Co Services Inc	Direct En...	FT-A	94488-FTATGP	5/1/2013	4/30/2023	120	0	N	11,500	0
Q1 2016	Tennessee Gas Pipeline Company, L.L.C.	Southern Connecticut Gas Co.	CT Natura...	FS	636-FSMATGP	9/1/1993	10/31/2019	314	0	N	0	1,231,189
Q1 2016	Tennessee Gas Pipeline Company, L.L.C.	Southern Connecticut Gas Co.	CT Natura...	FT-A	110308-FTATGP	11/1/2013	10/31/2016	36	0	N	10,000	0
Q1 2016	Tennessee Gas Pipeline Company, L.L.C.	Southern Connecticut Gas Co.	CT Natura...	FT-A	300665-FTATGP	12/1/2013	11/30/2017	48	0	N	3,309	0
Q1 2016	Tennessee Gas Pipeline Company, L.L.C.	Southern Connecticut Gas Co.	CT Natura...	FT-A	542-FTATGP	9/1/1993	10/31/2019	314	0	N	9,408	0
Q1 2016	Tennessee Gas Pipeline Company, L.L.C.	Southern Connecticut Gas Co.	CT Natura...	FT-A	543-FTATGP	9/1/1993	10/31/2018	302	0	N	24,632	0
Q1 2016	Tennessee Gas Pipeline Company, L.L.C.	Southern Connecticut Gas Co.	CT Natura...	FT-A	10783-FTATGP	6/1/1995	10/31/2019	293	0	N	1,025	0
Q1 2016	Tennessee Gas Pipeline Company, L.L.C.	Southern Connecticut Gas Co.	CT Natura...	FT-A	43779-FTATGP	7/1/2003	9/30/2021	219	0	N	10,650	0
Q1 2016	Tennessee Gas Pipeline Company, L.L.C.	Southern Connecticut Gas Co.	CT Natura...	FT-A	46291-FTATGP	4/1/2004	10/31/2020	199	0	N	6,910	0
Q1 2016	Tennessee Gas Pipeline Company, L.L.C.	Southern Connecticut Gas Co.	CT Natura...	FT-A	67380-FTATGP	6/1/2008	10/31/2017	113	0	N	9,000	0
Q1 2016	Tennessee Gas Pipeline Company, L.L.C.	Southern Connecticut Gas Co.	CT Natura...	FT-BH	104967-FTBHTGP	12/1/2014	2/28/2021	75	0	N	6,000	0
Q1 2016	Tennessee Gas Pipeline Company, L.L.C.	Southwestern Energy Services	Tenaska M...	FT-A	92985-FTATGP	11/1/2013	10/31/2023	120	0	Y	25,000	0
Q1 2016	Tennessee Gas Pipeline Company, L.L.C.	Southwestern Energy Services	None	FT-A	103269-FTAMTGP	11/1/2013	10/31/2028	180	0	N	100,000	0
Q1 2016	Tennessee Gas Pipeline Company, L.L.C.	Southwestern Energy Services	Eco-Energ...	FT-A	302440-FTATGP	4/1/2014	9/30/2017	42	0	N	50,000	0
Q1 2016	Tennessee Gas Pipeline Company, L.L.C.	Southwestern Energy Services	None	FT-A	92987-FTATGP	11/1/2011	10/31/2026	180	0	N	50,000	0
Q1 2016	Tennessee Gas Pipeline Company, L.L.C.	Southwestern Energy Services	None	FT-A	102504-FTATGP	11/1/2012	10/31/2022	120	0	N	65,000	0
Q1 2016	Tennessee Gas Pipeline Company, L.L.C.	Springfield City Of	Tennessee...	FS	2036-FSMATGP	9/1/1993	10/31/2017	290	0	N	0	238,147
Q1 2016	Tennessee Gas Pipeline Company, L.L.C.	Springfield City Of	Tennessee...	FS	2037-FSPATGP	9/1/1993	10/31/2017	290	0	N	0	132,963
Q1 2016	Tennessee Gas Pipeline Company, L.L.C.	Springfield City Of	Tennessee...	FT-GS	1367-FTGSTGP	9/1/1993	10/31/2017	290	0	N	10,000	0
Q1 2016	Tennessee Gas Pipeline Company, L.L.C.	Springfield City Of	Tennessee...	FT-GS	1951-FTGSTGP	9/1/1993	10/31/2017	290	0	N	3,349	0
Q1 2016	Tennessee Gas Pipeline Company, L.L.C.	Statoil Natural Gas LLC	None	FT-A	100755-FTARTGP	11/1/2014	10/31/2024	120	0	Y	175,000	0
Q1 2016	Tennessee Gas Pipeline Company, L.L.C.	Statoil Natural Gas LLC	Direct En...	FT-A	101733-FTAUTGP	11/1/2013	10/31/2033	240	0	Y	206,700	0
Q1 2016	Tennessee Gas Pipeline Company, L.L.C.	Statoil Natural Gas LLC	None	FT-A	102661-FTATGP	11/1/2014	3/31/2017	29	0	Y	55,000	0
Q1 2016	Tennessee Gas Pipeline Company, L.L.C.	Statoil Natural Gas LLC	None	FT-A	77505-FTATGP	7/1/2010	6/1/2020	119	0	N	32,500	0
Q1 2016	Tennessee Gas Pipeline Company, L.L.C.	Sweetwater City of	Atmos Ene...	FS	3976-FSMATGP	11/1/1993	11/1/2020	324	0	N	0	107,584
Q1 2016	Tennessee Gas Pipeline Company, L.L.C.	Sweetwater City of	Atmos Ene...	FS	4027-FSPATGP	11/1/1993	11/1/2020	324	0	N	0	24,917
Q1 2016	Tennessee Gas Pipeline Company, L.L.C.	Sweetwater City of	Atmos Ene...	FS	19528-FSPATGP	5/1/1997	10/31/2020	282	0	N	0	29,700
Q1 2016	Tennessee Gas Pipeline Company, L.L.C.	Talen Energy Marketing, LLC	None	FT-A	315575-FTATGP	11/1/2015	3/31/2016	5	0	N	10,000	0
Q1 2016	Tennessee Gas Pipeline Company, L.L.C.	Talisman (U.S.) Inc	BG Energy...	FT-A	71250-FTATGP	4/1/2009	3/31/2019	120	0	N	200,000	0
Q1 2016	Tennessee Gas Pipeline Company, L.L.C.	Talisman (U.S.) Inc	BG Energy...	FT-A	74331-FTATGP	7/1/2010	6/30/2025	180	0	N	200,000	0
Q1 2016	Tennessee Gas Pipeline Company, L.L.C.	Talisman (U.S.) Inc	ConocoPhi...	FT-A	76923-FTATGP	7/1/2012	6/30/2027	180	0	N	75,000	0
Q1 2016	Tennessee Gas Pipeline Company, L.L.C.	Tenaska Gas Storage LLC	None	FT-A	304044-FTATGP	4/1/2014	3/31/2016	24	0	N	15,000	0
Q1 2016	Tennessee Gas Pipeline Company, L.L.C.	Tennessee Valley Authority	None	FT-A	65069-FTATGP	11/1/2007	2/28/2022	172	0	N	40,000	0
Q1 2016	Tennessee Gas Pipeline Company, L.L.C.	Tennessee Valley Authority	None	FT-A	74615-FTATGP	11/1/2009	2/28/2022	148	0	N	50,000	0
Q1 2016	Tennessee Gas Pipeline Company, L.L.C.	Tennessee Valley Authority	None	FT-A	74616-FTATGP	11/1/2009	10/31/2019	120	0	N	50,000	0
Q1 2016	Tennessee Gas Pipeline Company, L.L.C.	Tennessee Valley Authority	None	FT-A	104663-FTATGP	1/1/2013	12/31/2022	120	0	N	120,000	0
Q1 2016	Tennessee Gas Pipeline Company, L.L.C.	Tennessee Valley Authority	None	FT-A	104664-FTATGP	1/1/2013	2/28/2022	110	0	N	40,000	0
Q1 2016	Tennessee Gas Pipeline Company, L.L.C.	Tennessee Valley Authority	None	FT-A	104665-FTATGP	11/1/2014	12/31/2022	98	0	N	100,000	0
Q1 2016	Tennessee Gas Pipeline Company, L.L.C.	Tishomingo City Of	Municipal...	FS	2006-FSPATGP	9/1/1993	10/31/2020	326	0	N	0	15,000
Q1 2016	Tennessee Gas Pipeline Company, L.L.C.	Tishomingo City Of	Municipal...	FT-GS	1442-FGS1TGP	9/1/1993	10/31/2020	326	0	N	744	0
Q1 2016	Tennessee Gas Pipeline Company, L.L.C.	Total Gas & Power NA Inc.	None	FT-A	106376-FTAMTGP	11/1/2013	10/31/2028	180	0	N	35,000	0
Q1 2016	Tennessee Gas Pipeline Company, L.L.C.	Total Gas & Power NA Inc.	None	FT-A	107759-FTATGP	6/1/2013	7/31/2028	182	0	N	77,500	0
Q1 2016	Tennessee Gas Pipeline Company, L.L.C.	Town of Shuqualak	Atmos Ene...	FS	2084-FSMATGP	9/1/1993	11/1/2020	326	0	N	0	1,449
Q1 2016	Tennessee Gas Pipeline Company, L.L.C.	Town of Shuqualak	Atmos Ene...	FS	2085-FSPATGP	9/1/1993	11/1/2020	326	0	N	0	1,733
Q1 2016	Tennessee Gas Pipeline Company, L.L.C.	Town of Shuqualak	Atmos Ene...	FT-GS	1362-FTGSTGP	9/1/1993	11/1/2020	326	0	N	453	0
Q1 2016	Tennessee Gas Pipeline Company, L.L.C.	Trans Louisiana Gas Company	None	FS	39322-FSMATGP	11/1/2001	10/31/2017	192	0	N	0	4,466
Q1 2016	Tennessee Gas Pipeline Company, L.L.C.	Trans Louisiana Gas Company	None	FS	90737-FSMATGP	11/20/2010	10/31/2017	84	0	N	0	11,827
Q1 2016	Tennessee Gas Pipeline Company, L.L.C.	Trans Louisiana Gas Company	None	FT-A	308010-FTATGP	11/1/2015	3/31/2025	113	0	N	7,500	0
Q1 2016	Tennessee Gas Pipeline Company, L.L.C.	Trans Louisiana Gas Company	None	FT-G	305884-FTGTGP	11/1/2014	10/31/2017	36	0	N	470	0
Q1 2016	Tennessee Gas Pipeline Company, L.L.C.	Trans Louisiana Gas Company	None	FT-G	90738-FTGTGP	11/20/2010	10/31/2017	84	0	N	373	0
Q1 2016	Tennessee Gas Pipeline Company, L.L.C.	Tronox Ltd.	BP Energy...	FT-A	19883-FTATGP	7/1/1997	7/31/2021	289	0	N	11,000	0
Q1 2016	Tennessee Gas Pipeline Company, L.L.C.	Tug Hill Marcellus	Chief Oil...	FT-A	307986-FTAMTGP	11/1/2014	10/31/2028	168	0	N	1,100	0

Pipeline Contract Details

Q1 2016	Tennessee Gas Pipeline Company, L.L.C.	Tug Hill Marcellus	Chief Oil...	FT-A	307987-FTATGP	11/1/2014	6/1/2020	67	0	N	600	0
Q1 2016	Tennessee Gas Pipeline Company, L.L.C.	Tug Hill Marcellus	Chief Oil...	FT-A	307988-FTAUTGP	11/1/2014	10/31/2033	228	0	Y	3,520	0
Q1 2016	Tennessee Gas Pipeline Company, L.L.C.	Tuscumbia City of	Sequent E...	FS	2007-FSPATGP	9/1/1993	10/31/2020	326	0	N	0	50,910
Q1 2016	Tennessee Gas Pipeline Company, L.L.C.	Tuscumbia City of	Sequent E...	FS	2008-FSMATGP	9/1/1993	10/31/2020	326	0	N	0	25,519
Q1 2016	Tennessee Gas Pipeline Company, L.L.C.	Tuscumbia City of	Sequent E...	FT-G	2495-FTG2TGP	9/1/1993	3/31/2021	331	0	N	2,561	0
Q1 2016	Tennessee Gas Pipeline Company, L.L.C.	Tuscumbia City of	Sequent E...	FT-G	2501-FTGTGP	9/1/1993	3/31/2021	331	0	N	407	0
Q1 2016	Tennessee Gas Pipeline Company, L.L.C.	Twin Eagle Resource Management	None	FT-A	308087-FTATGP	11/1/2015	3/31/2016	5	0	Y	15,000	0
Q1 2016	Tennessee Gas Pipeline Company, L.L.C.	Twin Eagle Resource Management	None	FT-A	308088-FTATGP	11/1/2015	3/31/2016	5	0	Y	44,222	0
Q1 2016	Tennessee Gas Pipeline Company, L.L.C.	Twin Eagle Resource Management	None	FT-A	314867-FTATGP	11/1/2015	3/31/2016	5	0	N	9,750	0
Q1 2016	Tennessee Gas Pipeline Company, L.L.C.	UGI Energy Services Inc.	None	FT-A	41201-FTATGP	4/1/2003	3/31/2018	180	0	N	18,000	0
Q1 2016	Tennessee Gas Pipeline Company, L.L.C.	UGI Penn Natural Gas	UGI Utili...	FT-A	301692-FTATGP	11/1/2014	10/31/2029	180	0	Y	34,000	0
Q1 2016	Tennessee Gas Pipeline Company, L.L.C.	UGI Penn Natural Gas	UGI Utili...	FT-G	62498-FTGTGP	9/1/2006	10/31/2020	170	0	N	831	0
Q1 2016	Tennessee Gas Pipeline Company, L.L.C.	UGI Penn Natural Gas	UGI Utili...	FT-G	62499-FTGTGP	9/1/2006	10/31/2020	170	0	N	2,054	0
Q1 2016	Tennessee Gas Pipeline Company, L.L.C.	Unicoi County Mun Util Auth	Atmos Ene...	FS	3979-FSMATGP	11/1/1993	11/1/2020	324	0	N	0	142,381
Q1 2016	Tennessee Gas Pipeline Company, L.L.C.	Unicoi County Mun Util Auth	Atmos Ene...	FS	19571-FSPATGP	5/1/1997	10/31/2020	282	0	N	0	37,080
Q1 2016	Tennessee Gas Pipeline Company, L.L.C.	Unicoi County Mun Util Auth	Atmos Ene...	FT-GS	4218-FGS1TGP	11/1/1993	11/1/2020	324	0	N	3,873	0
Q1 2016	Tennessee Gas Pipeline Company, L.L.C.	United States Dept. of Energy	Jay Brads...	FS	3983-FSMATGP	11/1/1993	11/1/2020	324	0	N	0	103,670
Q1 2016	Tennessee Gas Pipeline Company, L.L.C.	United States Dept. of Energy	Jay Brads...	FS	4034-FSPATGP	11/1/1993	11/1/2020	324	0	N	0	24,010
Q1 2016	Tennessee Gas Pipeline Company, L.L.C.	United States Dept. of Energy	Jay Brads...	FT-A	60658-FTATGP	12/1/2005	11/30/2017	144	0	N	3,197	0
Q1 2016	Tennessee Gas Pipeline Company, L.L.C.	Utility Resources Solutions	None	FT-A	308209-FTATGP	11/1/2014	10/31/2016	24	0	N	10,000	0
Q1 2016	Tennessee Gas Pipeline Company, L.L.C.	Valley Energy Inc.	Union Ene...	FS	41708-FSMATGP	11/15/2002	4/30/2017	174	0	N	0	424,530
Q1 2016	Tennessee Gas Pipeline Company, L.L.C.	Valley Energy Inc.	Union Ene...	FT-A	41704-FTATGP	11/15/2002	4/30/2017	174	0	N	1,500	0
Q1 2016	Tennessee Gas Pipeline Company, L.L.C.	Valley Energy Inc.	Union Ene...	FT-A	41705-FTATGP	11/15/2002	10/31/2019	204	0	N	1,000	0
Q1 2016	Tennessee Gas Pipeline Company, L.L.C.	Valley Energy Inc.	Union Ene...	FT-A	41706-FTATGP	11/15/2002	4/30/2017	174	0	N	1,000	0
Q1 2016	Tennessee Gas Pipeline Company, L.L.C.	Valley Energy Inc.	Union Ene...	FT-A	41707-FTATGP	11/15/2002	4/30/2017	174	0	N	4,717	0
Q1 2016	Tennessee Gas Pipeline Company, L.L.C.	Valley Energy Inc.	Union Ene...	FT-A	41709-FTATGP	11/15/2002	4/30/2017	174	0	N	1,654	0
Q1 2016	Tennessee Gas Pipeline Company, L.L.C.	Vernon Parish Gas Util Dist #	Elizabeth...	FS	2256-FSMATGP	9/1/1993	10/31/2020	326	0	N	0	7,209
Q1 2016	Tennessee Gas Pipeline Company, L.L.C.	Vernon Parish Gas Util Dist #	Elizabeth...	FT-GS	2225-FTGSTGP	9/1/1993	10/31/2020	326	0	N	315	0
Q1 2016	Tennessee Gas Pipeline Company, L.L.C.	Village of Hamilton	Direct En...	FT-A	305415-FTATGP	10/21/2014	10/31/2018	49	0	N	2,400	0
Q1 2016	Tennessee Gas Pipeline Company, L.L.C.	Vina Town Of	Atmos Ene...	FS	2403-FSMATGP	9/1/1993	11/1/2020	326	0	N	0	1,882
Q1 2016	Tennessee Gas Pipeline Company, L.L.C.	Vina Town Of	Atmos Ene...	FT-GS	2238-FTGSTGP	9/1/1993	11/1/2020	326	0	N	450	0
Q1 2016	Tennessee Gas Pipeline Company, L.L.C.	Walnut Town Of	Atmos Ene...	FS	2088-FSMATGP	9/1/1993	10/31/2020	326	0	N	0	23,531
Q1 2016	Tennessee Gas Pipeline Company, L.L.C.	Walnut Town Of	Atmos Ene...	FT-GS	1359-FTGSTGP	9/1/1993	10/31/2020	326	0	N	800	0
Q1 2016	Tennessee Gas Pipeline Company, L.L.C.	Waynesboro Gas Dept City Of	Tennessee...	FS	2089-FSMATGP	9/1/1993	10/31/2017	290	0	N	0	28,551
Q1 2016	Tennessee Gas Pipeline Company, L.L.C.	Waynesboro Gas Dept City Of	Tennessee...	FS	2254-FSPATGP	9/1/1993	10/31/2017	290	0	N	0	5,254
Q1 2016	Tennessee Gas Pipeline Company, L.L.C.	Waynesboro Gas Dept City Of	Tennessee...	FT-GS	1358-FTGSTGP	9/1/1993	10/31/2017	290	0	N	1,400	0
Q1 2016	Tennessee Gas Pipeline Company, L.L.C.	West Tennessee Public Util Dis	Tennessee...	FS	2091-FSMATGP	9/1/1993	10/31/2019	314	0	N	0	329,202
Q1 2016	Tennessee Gas Pipeline Company, L.L.C.	West Tennessee Public Util Dis	Tennessee...	FT-A	43787-FTATGP	7/1/2003	10/31/2019	196	0	N	1,500	0
Q1 2016	Tennessee Gas Pipeline Company, L.L.C.	West Tennessee Public Util Dis	Tennessee...	FT-G	1347-FTGTGP	9/1/1993	10/31/2019	314	0	N	9,500	0
Q1 2016	Tennessee Gas Pipeline Company, L.L.C.	Westfield City of	Direct En...	FS	2430-FSMATGP	9/1/1993	11/1/2020	326	0	N	0	50,568
Q1 2016	Tennessee Gas Pipeline Company, L.L.C.	Westfield City of	Direct En...	FT-A	27122-FTATGP	11/1/1998	11/1/2020	264	0	N	5,211	0
Q1 2016	Tennessee Gas Pipeline Company, L.L.C.	Westfield City of	Direct En...	FT-A	78149-FTATGP	11/1/2010	10/31/2020	120	0	N	7,000	0
Q1 2016	Tennessee Gas Pipeline Company, L.L.C.	Wyeth	Shell Ene...	FT-IL	48445-FTILTGP	10/7/2005	10/6/2025	240	0	Y	8,000	0
Q1 2016	Tennessee Gas Pipeline Company, L.L.C.	Yankee Gas Services Co.	NSTAR Gas...	FS	637-FSMATGP	9/1/1993	10/31/2017	290	0	N	0	1,912,623
Q1 2016	Tennessee Gas Pipeline Company, L.L.C.	Yankee Gas Services Co.	NSTAR Gas...	FT-A	302013-FTATGP	12/1/2013	11/30/2017	48	0	N	4,165	0
Q1 2016	Tennessee Gas Pipeline Company, L.L.C.	Yankee Gas Services Co.	NSTAR Gas...	FT-A	333-FTATGP	9/1/1993	10/31/2017	290	0	N	15,861	0
Q1 2016	Tennessee Gas Pipeline Company, L.L.C.	Yankee Gas Services Co.	NSTAR Gas...	FT-A	1596-FTATGP	9/1/1993	3/31/2020	319	0	N	15,419	0
Q1 2016	Tennessee Gas Pipeline Company, L.L.C.	Yankee Gas Services Co.	NSTAR Gas...	FT-A	2121-FTATGP	9/1/1993	10/31/2018	302	0	N	9,526	0
Q1 2016	Tennessee Gas Pipeline Company, L.L.C.	Yankee Gas Services Co.	NSTAR Gas...	FT-A	7541-FTATGP	8/1/1994	3/31/2020	308	0	N	14,000	0
Q1 2016	Tennessee Gas Pipeline Company, L.L.C.	Yankee Gas Services Co.	NSTAR Gas...	FT-A	10782-FTATGP	6/1/1995	10/31/2017	269	0	N	10,250	0
Q1 2016	Tennessee Gas Pipeline Company, L.L.C.	Yankee Gas Services Co.	NSTAR Gas...	FT-A	79704-FTATGP	11/1/2011	10/31/2017	72	0	N	8,000	0
Q1 2016	Tennessee Gas Pipeline Company, L.L.C.	Yankee Gas Services Co.	NSTAR Gas...	FT-A	95351-FTATGP	10/1/2011	11/30/2021	122	0	N	9,000	0
Q1 2016	Tennessee Gas Pipeline Company, L.L.C.	Yankee Gas Services Co.	NSTAR Gas...	FT-A	109393-FTATGP	11/1/2013	10/31/2017	48	0	N	20,000	0
Q1 2016	Tennessee Gas Pipeline Company, L.L.C.	Yankee Gas Services Co.	NSTAR Gas...	FT-BH	68830-FTBHTGP	11/1/2008	10/31/2017	108	0	N	5,000	0

When exporting from the Tools box, only the rows contained within the data limit will be exported to Excel, including point-level data.

When exporting to PDF or Printable view from the Tools box, only the contract-level records will be exported, which does not include the point-level data.

Pipeline Contract Details

Reporting Period: Q1 2016
Pipeline(s): Algonquin Gas Transmission, LLC

Calendar Quarter	Pipeline Name	Shipper Name	Agent or Asset Manager Name	Rate Schedule	Contract Number	Contract Start Date	Contract End Date	Contract Duration (Months)	Rollover Period	Negotiated Rate?	Contract Max Daily Transportation Qty (Dth)	Contract Max Storage Qty (Dth)
Q1 2016	Algonquin Gas Transmission, LLC	ANP Bellingham Energy	None	AFTCLBE	99039-R1	4/1/2001	3/31/2021	240	NA	N	110,000	NA
Q1 2016	Algonquin Gas Transmission, LLC	Bay State Gas Company	Emera Ene...	AFT-1	510066-R2	4/1/2012	11/30/2018	80	NA	Y	20,000	NA
Q1 2016	Algonquin Gas Transmission, LLC	Bay State Gas Company	None	AFT-1	510352-R1	1/1/2009	11/30/2016	95	NA	N	48,000	NA
Q1 2016	Algonquin Gas Transmission, LLC	Bay State Gas Company	DTE Energ...	AFT-E	93001EC-R3	2/1/2013	10/31/2019	81	NA	N	51,632	NA
Q1 2016	Algonquin Gas Transmission, LLC	Bay State Gas Company	Repsol En...	AFT-1	93001F-R2	1/1/2012	10/31/2017	70	NA	N	18,490	NA
Q1 2016	Algonquin Gas Transmission, LLC	Bay State Gas Company	DTE Energ...	AFT-1	93201AC-R3	2/1/2013	10/31/2019	81	NA	N	5,489	NA
Q1 2016	Algonquin Gas Transmission, LLC	Bay State Gas Company	DTE Energ...	AFT-1	93401-R3	2/1/2013	10/31/2019	81	NA	N	5,690	NA
Q1 2016	Algonquin Gas Transmission, LLC	Bay State Gas Company	DTE Energ...	AFT-1	94501-R2	2/1/2013	10/31/2019	81	NA	N	14,758	NA
Q1 2016	Algonquin Gas Transmission, LLC	Boston Gas Co.	None	AFT-1	510100-R1	11/24/2003	11/30/2013	121	365	N	20,000	NA
Q1 2016	Algonquin Gas Transmission, LLC	Boston Gas Co.	None	AFT-1	9221-R1	6/1/1993	10/31/2012	233	365	N	19,970	NA
Q1 2016	Algonquin Gas Transmission, LLC	Boston Gas Co.	None	AFT-1	93002CR-R4	3/1/2014	10/31/2016	32	NA	N	44,699	NA
Q1 2016	Algonquin Gas Transmission, LLC	Boston Gas Co.	None	AFT-E	93002EA-R4	3/1/2014	10/31/2016	32	NA	N	95,594	NA
Q1 2016	Algonquin Gas Transmission, LLC	Boston Gas Co.	None	AFT-1	934001-R1	12/1/1994	10/31/1999	59	365	N	20,771	NA
Q1 2016	Algonquin Gas Transmission, LLC	Boston Gas Co.	None	AFT-1	99012-R2	11/1/2009	10/31/2012	36	365	N	35,000	NA
Q1 2016	Algonquin Gas Transmission, LLC	Boston Gas Co.	None	AFT-1	99058-R5	3/1/2014	10/31/2016	32	NA	N	45,906	NA
Q1 2016	Algonquin Gas Transmission, LLC	Boston Gas Co.	None	AFT-1	9B100-R4	3/1/2014	10/31/2016	32	NA	N	29,909	NA
Q1 2016	Algonquin Gas Transmission, LLC	BP Energy Co.	None	AFT-1	510519-R3	9/1/2015	10/31/2017	26	NA	N	1,600	NA
Q1 2016	Algonquin Gas Transmission, LLC	BP Energy Co.	None	AFT-1	510820-R1	11/1/2015	10/31/2016	12	NA	Y	100,000	NA
Q1 2016	Algonquin Gas Transmission, LLC	Cargill Inc.	None	AFT-1	510707-R1	11/1/2013	10/31/2014	12	365	N	30,000	NA
Q1 2016	Algonquin Gas Transmission, LLC	Central Hudson Gas & Electric	None	T-1	931001-R1	11/1/2004	3/31/2011	77	365	N	12,620	NA
Q1 2016	Algonquin Gas Transmission, LLC	Central Hudson Gas & Electric	None	AFT-1	93112-R2	11/1/2009	3/31/2017	89	NA	N	2,000	NA
Q1 2016	Algonquin Gas Transmission, LLC	Central Hudson Gas & Electric	None	AFT-1	933002-R1	6/1/1993	3/31/2012	226	365	N	4,000	NA
Q1 2016	Algonquin Gas Transmission, LLC	Central Hudson Gas & Electric	None	AFT-1	934002-R1	11/1/2004	10/31/2010	72	365	N	5,056	NA
Q1 2016	Algonquin Gas Transmission, LLC	Central Hudson Gas & Electric	None	AFT-1	9S101-R3	2/1/2013	10/31/2016	45	NA	N	886	NA
Q1 2016	Algonquin Gas Transmission, LLC	Colonial Gas Co.	None	AFT-1	510025-R1	11/24/2003	11/30/2013	121	365	N	25,000	NA
Q1 2016	Algonquin Gas Transmission, LLC	Colonial Gas Co.	None	AFT-1	510364-R1	11/20/2007	11/19/2022	180	NA	N	38,000	NA
Q1 2016	Algonquin Gas Transmission, LLC	Colonial Gas Co.	None	AFT-CL	510365-R1	11/20/2007	11/19/2022	180	NA	Y	38,000	NA
Q1 2016	Algonquin Gas Transmission, LLC	Colonial Gas Co.	None	AFTCLCC	510366-R1	11/20/2007	11/19/2022	180	NA	Y	38,000	NA
Q1 2016	Algonquin Gas Transmission, LLC	Colonial Gas Co.	None	AFT-1	92100-R4	3/1/2014	10/31/2016	32	NA	N	104	NA
Q1 2016	Algonquin Gas Transmission, LLC	Colonial Gas Co.	None	AFT-1	9227-R1	11/1/1994	10/31/2013	228	365	N	4,000	NA
Q1 2016	Algonquin Gas Transmission, LLC	Colonial Gas Co.	None	AFT-E	93003ECR-R3	3/1/2014	10/31/2016	32	NA	N	16,463	NA
Q1 2016	Algonquin Gas Transmission, LLC	Colonial Gas Co.	None	AFT-1	93203C-R4	3/1/2014	10/31/2016	32	NA	N	12,446	NA
Q1 2016	Algonquin Gas Transmission, LLC	Colonial Gas Co.	None	AFT-1	933003-R1	6/1/1993	3/31/2012	226	365	N	2,222	NA
Q1 2016	Algonquin Gas Transmission, LLC	Colonial Gas Co.	None	AFT-E	98002C-R4	3/1/2014	10/31/2016	32	NA	N	7,327	NA
Q1 2016	Algonquin Gas Transmission, LLC	Colonial Gas Co.	None	AFT-1	9B101C-R3	3/1/2014	10/31/2016	32	NA	N	4,001	NA
Q1 2016	Algonquin Gas Transmission, LLC	Columbia Gas Transmission LLC	None	AFT-4	9141-R2	11/1/2011	10/31/2017	72	NA	N	23,000	NA
Q1 2016	Algonquin Gas Transmission, LLC	Connecticut Light & Power Co.	NRG Power...	AFT-CLM	66668-R1	1/1/1998	6/27/2017	233	NA	N	82,500	NA
Q1 2016	Algonquin Gas Transmission, LLC	Connecticut Light & Power Co.	NRG Power...	AFT-1	97130-R1	1/1/1998	6/27/2017	233	NA	N	82,500	NA
Q1 2016	Algonquin Gas Transmission, LLC	Consolidated Edison Co. of NY	None	AFT-1RM	510371-R2	11/1/2008	10/31/2018	120	NA	Y	125,000	NA
Q1 2016	Algonquin Gas Transmission, LLC	Consolidated Edison Co. of NY	BP Energy...	AFT-1	97033-R1	4/1/1999	10/31/2004	67	365	N	20,000	NA
Q1 2016	Algonquin Gas Transmission, LLC	Consolidated Edison Co. of NY	UGI Energ...	AFT-1	99011-R1	11/1/1999	10/31/2009	120	365	N	20,000	NA
Q1 2016	Algonquin Gas Transmission, LLC	CT Municipal Elec Energy Coop	None	AFT-1	510381-R1	1/1/2008	12/31/2022	180	NA	N	2,489	NA
Q1 2016	Algonquin Gas Transmission, LLC	CT Natural Gas Corp.	None	AFT-1	510064-R4	2/1/2013	3/31/2017	50	NA	N	6,000	NA
Q1 2016	Algonquin Gas Transmission, LLC	CT Natural Gas Corp.	None	AFT-1	510622-R1	11/1/2012	3/31/2014	17	365	N	7,000	NA
Q1 2016	Algonquin Gas Transmission, LLC	CT Natural Gas Corp.	None	AFT-1	510655-R1	11/1/2012	3/31/2014	17	365	N	4,000	NA
Q1 2016	Algonquin Gas Transmission, LLC	CT Natural Gas Corp.	None	AFT-1	89102-R5	2/1/2013	3/31/2017	50	NA	N	14,639	NA
Q1 2016	Algonquin Gas Transmission, LLC	CT Natural Gas Corp.	None	AFT-1	93005-R3	2/1/2013	3/31/2017	50	NA	N	23,016	NA
Q1 2016	Algonquin Gas Transmission, LLC	CT Natural Gas Corp.	None	AFT-1	93205-R4	2/1/2013	4/15/2017	50	NA	N	6,340	NA
Q1 2016	Algonquin Gas Transmission, LLC	CT Natural Gas Corp.	None	AFT-1	9B103-R5	11/1/2015	4/30/2021	66	NA	N	4,230	NA
Q1 2016	Algonquin Gas Transmission, LLC	CT Natural Gas Corp.	None	AFT-1	9W005-R4	2/1/2013	3/31/2017	50	NA	N	23,712	NA
Q1 2016	Algonquin Gas Transmission, LLC	Direct Energy Business Mkt	None	AFT-1T	510742-R1	11/1/2014	10/31/2016	24	NA	N	23,000	NA
Q1 2016	Algonquin Gas Transmission, LLC	Direct Energy Business Mkt	None	AFT-1	510743-R2	12/1/2015	3/31/2018	28	NA	N	35,455	NA
Q1 2016	Algonquin Gas Transmission, LLC	Direct Energy Business Mkt	None	AFT-1	510744-R2	12/1/2015	3/31/2018	28	NA	N	3,000	NA
Q1 2016	Algonquin Gas Transmission, LLC	Direct Energy Business Mkt	None	AFT-1	510750-R1	5/1/2014	10/31/2015	18	365	N	2,500	NA
Q1 2016	Algonquin Gas Transmission, LLC	Dominion Energy Brayton Point	None	AFT-CLB	510694-R1	4/1/2013	3/31/2019	72	NA	Y	120,000	NA
Q1 2016	Algonquin Gas Transmission, LLC	Emera Energy Services Inc	None	AFT-1	510565-R1	10/1/2011	3/31/2017	66	NA	N	6,676	NA

Pipeline Contract Details

Q1 2016	Algonquin Gas Transmission, LLC	Emera Energy Services Inc	None	AFT-1RM	510593-R1	5/12/2011	3/31/2017	71	NA	N	4,000	NA
Q1 2016	Algonquin Gas Transmission, LLC	Emera Energy Services Inc	None	AFT-1	510594-R1	5/12/2011	3/31/2017	71	NA	N	4,000	NA
Q1 2016	Algonquin Gas Transmission, LLC	Emera Energy Services Inc	None	AFT-1	510848-R1	12/1/2015	11/30/2016	12	NA	N	50,000	NA
Q1 2016	Algonquin Gas Transmission, LLC	Exelon Generation Company	None	AFT-1	510711-R1	11/1/2013	10/31/2014	12	365	N	14,378	NA
Q1 2016	Algonquin Gas Transmission, LLC	GDF Suez Gas NA LLC	None	AFT-1	510605-R1	10/1/2011	10/31/2022	133	NA	N	80,000	NA
Q1 2016	Algonquin Gas Transmission, LLC	GDF Suez Gas NA LLC	None	AFT-1	510606-R1	10/1/2011	10/31/2022	133	NA	N	90,000	NA
Q1 2016	Algonquin Gas Transmission, LLC	GDF Suez Gas NA LLC	None	AFT-1	510607-R2	1/1/2014	10/31/2016	34	NA	Y	60,000	NA
Q1 2016	Algonquin Gas Transmission, LLC	GenOn Canal	NRG Power...	AFT-CL	510534-R1	9/1/2010	8/8/2021	131	NA	Y	75,000	NA
Q1 2016	Algonquin Gas Transmission, LLC	Iroquois Gas Transmission Sys	None	AFT-1	9224-R2	11/1/2007	10/31/2022	180	NA	N	3,000	NA
Q1 2016	Algonquin Gas Transmission, LLC	Iroquois Gas Transmission Sys	None	AFT-1	9226-R2	1/1/2008	10/31/2017	118	NA	N	10,000	NA
Q1 2016	Algonquin Gas Transmission, LLC	Kaiser NEG Lateral LLC	None	AFTCLNE	510849-R1	12/1/2015	12/6/2032	204	NA	Y	800,000	NA
Q1 2016	Algonquin Gas Transmission, LLC	Kaiser NEG Lateral LLC	Kaiser Ne...	AFT-1	510850-R1	12/1/2015	10/31/2022	83	NA	Y	180,000	NA
Q1 2016	Algonquin Gas Transmission, LLC	KeySpan Gas East Corp.	BP Energy...	AFT-1RM	510369-R1	11/1/2008	10/31/2023	180	NA	Y	196,000	NA
Q1 2016	Algonquin Gas Transmission, LLC	Kleen Energy Systems	Exelon Ge...	AFT-CLM	510505-R1	1/4/2010	1/3/2025	180	NA	Y	101,000	NA
Q1 2016	Algonquin Gas Transmission, LLC	Kleen Energy Systems	Exelon Ge...	AFT-CLK	510506-R1	1/4/2010	1/3/2025	180	NA	Y	131,000	NA
Q1 2016	Algonquin Gas Transmission, LLC	Lake Road Generating	Dynegy Ma...	AFT-1	510101-R4	12/1/2012	10/31/2014	23	365	N	40,335	NA
Q1 2016	Algonquin Gas Transmission, LLC	Lake Road Generating	None	AFT-CLR	98005LR-R1	8/1/2000	7/31/2020	240	NA	N	146,000	NA
Q1 2016	Algonquin Gas Transmission, LLC	Liberty Utilities Co.	Direct En...	AFT-1	510026-R5	11/1/2014	10/31/2021	84	NA	N	16,169	NA
Q1 2016	Algonquin Gas Transmission, LLC	Liberty Utilities Co.	Direct En...	AFT-1	510054-R2	11/1/2014	11/30/2017	37	NA	N	5,000	NA
Q1 2016	Algonquin Gas Transmission, LLC	Liberty Utilities Co.	Direct En...	AFT-ES	93003ESC-R4	11/1/2014	10/31/2021	84	NA	N	1,082	NA
Q1 2016	Algonquin Gas Transmission, LLC	Liberty Utilities Co.	Direct En...	AFT-E	93007EC-R4	11/1/2014	10/31/2021	84	NA	N	21,730	NA
Q1 2016	Algonquin Gas Transmission, LLC	Liberty Utilities Co.	Direct En...	AFT-1	9B104-R4	11/1/2014	10/31/2021	84	NA	N	1,880	NA
Q1 2016	Algonquin Gas Transmission, LLC	Macquarie Cook Energy LLC	None	AFT-1	510791-R1	4/1/2015	3/31/2016	12	NA	N	13,735	NA
Q1 2016	Algonquin Gas Transmission, LLC	Macquarie Cook Energy LLC	None	AFT-1	510819-R1	8/1/2015	7/31/2016	12	NA	N	74,000	NA
Q1 2016	Algonquin Gas Transmission, LLC	Middleborough Town of	Mercuria ...	AFT-1	934004-R1	11/1/1994	10/31/1999	60	365	N	337	NA
Q1 2016	Algonquin Gas Transmission, LLC	Middleborough Town of	Mercuria ...	AFT-1S	99008-R1	9/1/1999	10/31/2012	158	365	N	34	NA
Q1 2016	Algonquin Gas Transmission, LLC	Middleborough Town of	Mercuria ...	AFT-ES	99009-R1	9/1/1999	10/31/2012	158	365	N	845	NA
Q1 2016	Algonquin Gas Transmission, LLC	Middleborough Town of	Mercuria ...	AFT-1S	99010-R1	9/1/1999	10/31/2012	158	365	N	116	NA
Q1 2016	Algonquin Gas Transmission, LLC	Narragansett Electric Co.	None	AFT-1	510075-R1	11/24/2003	11/30/2013	121	365	N	4,000	NA
Q1 2016	Algonquin Gas Transmission, LLC	Narragansett Electric Co.	None	AFT-1	510209-R1	11/1/2004	10/31/2014	120	365	N	3,500	NA
Q1 2016	Algonquin Gas Transmission, LLC	Narragansett Electric Co.	Shell Ene...	AFT-1	510511-R1	11/1/2010	10/31/2020	120	NA	N	10,000	NA
Q1 2016	Algonquin Gas Transmission, LLC	Narragansett Electric Co.	None	AFT-1	9001-R1	6/1/1993	12/14/2010	210	365	N	11,063	NA
Q1 2016	Algonquin Gas Transmission, LLC	Narragansett Electric Co.	None	AFT-1	90106-R5	3/1/2014	10/31/2016	32	NA	N	19,465	NA
Q1 2016	Algonquin Gas Transmission, LLC	Narragansett Electric Co.	None	AFT-1	90107-R4	3/1/2014	10/31/2016	32	NA	N	26,129	NA
Q1 2016	Algonquin Gas Transmission, LLC	Narragansett Electric Co.	None	AFT-ES	93001ESC-R3	3/1/2014	10/31/2016	32	NA	N	2,384	NA
Q1 2016	Algonquin Gas Transmission, LLC	Narragansett Electric Co.	None	AFT-E	93011E-R3	3/1/2014	10/31/2016	32	NA	N	56,035	NA
Q1 2016	Algonquin Gas Transmission, LLC	Narragansett Electric Co.	None	AFT-1	933005-R2	3/1/2010	3/31/2012	25	365	N	2,061	NA
Q1 2016	Algonquin Gas Transmission, LLC	Narragansett Electric Co.	None	AFT-1S	93401S-R3	3/1/2014	10/31/2016	32	NA	N	335	NA
Q1 2016	Algonquin Gas Transmission, LLC	Narragansett Electric Co.	None	AFT-1S	96004SC-R3	3/1/2014	10/31/2016	32	NA	N	1,695	NA
Q1 2016	Algonquin Gas Transmission, LLC	Narragansett Electric Co.	None	AFT-1	99054-R1	11/24/2003	11/30/2023	241	NA	Y	500	NA
Q1 2016	Algonquin Gas Transmission, LLC	Narragansett Electric Co.	None	AFT-1	9B105-R4	3/1/2014	10/31/2016	32	NA	N	8,539	NA
Q1 2016	Algonquin Gas Transmission, LLC	Narragansett Electric Co.	None	AFT-1S	9S100S-R3	3/1/2014	10/31/2016	32	NA	N	187	NA
Q1 2016	Algonquin Gas Transmission, LLC	Narragansett Electric Co.	None	AFT-E	9W009E-R3	3/1/2014	10/31/2016	32	NA	N	6,812	NA
Q1 2016	Algonquin Gas Transmission, LLC	New Jersey Natural Gas Co.	None	AFT-1	510478-R3	4/1/2013	6/30/2014	15	365	N	12,000	NA
Q1 2016	Algonquin Gas Transmission, LLC	NextEra Energy Power Marketing	None	AFT-1	510810-R1	5/1/2015	4/30/2016	12	NA	Y	15,000	NA
Q1 2016	Algonquin Gas Transmission, LLC	NextEra Energy Power Marketing	None	AFT-1	510828-R1	11/1/2015	10/31/2016	12	NA	Y	35,000	NA
Q1 2016	Algonquin Gas Transmission, LLC	Northern Utilities Inc.	Emera Ene...	AFT-1	93002F-R1	11/1/1993	10/31/2012	228	365	N	4,226	NA
Q1 2016	Algonquin Gas Transmission, LLC	Northern Utilities Inc.	Sequent E...	AFT-1	93201A1C-R1	12/1/1997	10/31/2012	179	365	N	1,251	NA
Q1 2016	Algonquin Gas Transmission, LLC	Norwich City of	BG Energy...	AFT-1	510512-R1	11/1/2010	10/31/2020	120	NA	N	1,500	NA
Q1 2016	Algonquin Gas Transmission, LLC	Norwich City of	BG Energy...	AFT-ES	93002ES-R3	2/1/2013	10/31/2016	45	NA	N	4,478	NA
Q1 2016	Algonquin Gas Transmission, LLC	Norwich City of	BG Energy...	AFT-1S	93402S-R3	2/1/2013	10/31/2016	45	NA	N	762	NA
Q1 2016	Algonquin Gas Transmission, LLC	Norwich City of	BG Energy...	AFT-1S	9B100S-R3	2/1/2013	10/31/2016	45	NA	N	583	NA
Q1 2016	Algonquin Gas Transmission, LLC	Norwich City of	BG Energy...	AFT-ES	9W002ES-R3	2/1/2013	10/31/2016	45	NA	N	1,017	NA
Q1 2016	Algonquin Gas Transmission, LLC	NSTAR Gas Co.	Emera Ene...	AFT-1	510363-R1	1/1/2009	11/30/2016	95	NA	N	14,000	NA
Q1 2016	Algonquin Gas Transmission, LLC	NSTAR Gas Co.	Emera Ene...	AFT-1	510400-R1	12/1/2007	10/31/2012	59	365	N	14,010	NA
Q1 2016	Algonquin Gas Transmission, LLC	NSTAR Gas Co.	Emera Ene...	AFTCLJ2	510482-R1	9/2/2009	9/1/2029	240	NA	Y	140,000	NA
Q1 2016	Algonquin Gas Transmission, LLC	NSTAR Gas Co.	Emera Ene...	AFT-1	90103-R2	6/1/2011	10/31/2014	41	365	N	17,285	NA
Q1 2016	Algonquin Gas Transmission, LLC	NSTAR Gas Co.	Emera Ene...	AFT-E	93004EC-R2	6/1/2011	10/31/2014	41	365	N	89,316	NA
Q1 2016	Algonquin Gas Transmission, LLC	NSTAR Gas Co.	None	X-33	932001-R1	12/1/1988	11/30/2008	240	365	N	40,000	NA
Q1 2016	Algonquin Gas Transmission, LLC	NSTAR Gas Co.	Emera Ene...	AFT-1	93204C-R2	6/1/2011	10/31/2014	41	365	N	13,453	NA
Q1 2016	Algonquin Gas Transmission, LLC	NSTAR Gas Co.	Emera Ene...	AFT-1	93403-R2	6/1/2011	10/31/2014	41	365	N	16,226	NA
Q1 2016	Algonquin Gas Transmission, LLC	NSTAR Gas Co.	Emera Ene...	AFT-1	9B102-R2	6/1/2011	10/31/2014	41	365	N	6,266	NA
Q1 2016	Algonquin Gas Transmission, LLC	NY State Electric & Gas Corp.	None	AFT-1	9225-R1	6/1/1993	10/31/2013	245	365	N	16,779	NA
Q1 2016	Algonquin Gas Transmission, LLC	Orange & Rockland Utlts Inc.	None	AFT-1Z	86013-R4	2/1/2013	10/31/2016	45	NA	N	1,014	NA
Q1 2016	Algonquin Gas Transmission, LLC	Orange & Rockland Utlts Inc.	None	AFT-1	93010C-R3	2/1/2013	10/31/2016	45	NA	N	5,470	NA
Q1 2016	Algonquin Gas Transmission, LLC	Orange & Rockland Utlts Inc.	None	T-1	931003-R1	8/23/1993	7/31/1994	12	365	N	5,292	NA

Pipeline Contract Details

Q1 2016	Algonquin Gas Transmission, LLC	Orange & Rockland Utlts Inc.	None	AFT-1	93406-R3	2/1/2013	10/31/2016	45	NA	N	1,104	NA
Q1 2016	Algonquin Gas Transmission, LLC	Phelps Dodge Copper Products	Sprague O...	AFT-CLD	510020-R1	1/22/2002	1/21/2007	60	365	N	3,800	NA
Q1 2016	Algonquin Gas Transmission, LLC	PSEG Power LLC	None	AFT-1	510393-R1	11/1/2007	10/31/2017	120	NA	N	12,500	NA
Q1 2016	Algonquin Gas Transmission, LLC	Repsol Energy North America	None	AFT-1	510734-R1	12/1/2013	11/30/2014	12	365	N	70,000	NA
Q1 2016	Algonquin Gas Transmission, LLC	Sequent Energy Mgmt LP	None	AFT-1	510699-R1	11/1/2013	3/31/2015	17	365	N	15,000	NA
Q1 2016	Algonquin Gas Transmission, LLC	Sequent Energy Mgmt LP	None	AFT-1	510712-R1	11/1/2013	10/31/2015	24	365	N	10,500	NA
Q1 2016	Algonquin Gas Transmission, LLC	Sequent Energy Mgmt LP	None	AFT-1	510713-R1	11/1/2013	10/31/2015	24	365	N	5,000	NA
Q1 2016	Algonquin Gas Transmission, LLC	Southern Connecticut Gas Co.	None	AFT1X39	510322-R2	11/1/2015	3/31/2022	77	NA	N	6,598	NA
Q1 2016	Algonquin Gas Transmission, LLC	Southern Connecticut Gas Co.	None	AFT-1	510623-R1	11/1/2012	3/31/2014	17	365	N	9,000	NA
Q1 2016	Algonquin Gas Transmission, LLC	Southern Connecticut Gas Co.	None	AFT-1	510654-R1	11/1/2012	3/31/2014	17	365	N	6,000	NA
Q1 2016	Algonquin Gas Transmission, LLC	Southern Connecticut Gas Co.	None	AFT-1	510732-R1	12/1/2013	11/30/2014	12	365	N	4,165	NA
Q1 2016	Algonquin Gas Transmission, LLC	Southern Connecticut Gas Co.	None	AFT-E	93012EC-R4	11/1/2015	3/31/2022	77	NA	N	45,593	NA
Q1 2016	Algonquin Gas Transmission, LLC	Southern Connecticut Gas Co.	None	AFT-1	934005-R5	11/1/2015	3/31/2022	77	NA	N	16,853	NA
Q1 2016	Algonquin Gas Transmission, LLC	Southern Connecticut Gas Co.	None	AFT-1	93408C-R5	11/1/2015	3/31/2021	65	NA	N	10,896	NA
Q1 2016	Algonquin Gas Transmission, LLC	Spotlight Energy, LLC	None	AFT-1	510857-R1	1/1/2016	12/31/2016	12	NA	Y	10,000	NA
Q1 2016	Algonquin Gas Transmission, LLC	Sprague Energy Corp.	None	AFT-1	510274-R6	10/1/2015	10/31/2019	49	NA	N	15,000	NA
Q1 2016	Algonquin Gas Transmission, LLC	Taunton Municipal Lighting	Direct En...	AFT-CLC	66667-R2	7/1/2012	5/31/2022	119	NA	Y	27,000	NA
Q1 2016	Algonquin Gas Transmission, LLC	Virginia Power Energy	None	AFTCLMS	510294-R2	4/1/2012	3/31/2020	96	NA	Y	95,455	NA
Q1 2016	Algonquin Gas Transmission, LLC	Wallingford Energy	Direct En...	AFT-1	510575-R2	11/1/2013	10/31/2017	48	NA	N	10,000	NA
Q1 2016	Algonquin Gas Transmission, LLC	Yankee Gas Services Co.	None	AFT-1	510513-R1	11/1/2010	10/31/2020	120	NA	N	10,000	NA
Q1 2016	Algonquin Gas Transmission, LLC	Yankee Gas Services Co.	None	AFT-1	510627-R1	11/1/2012	10/31/2016	48	NA	N	8,160	NA
Q1 2016	Algonquin Gas Transmission, LLC	Yankee Gas Services Co.	None	AFT-1	510628-R1	11/1/2012	10/31/2015	36	365	N	20,000	NA
Q1 2016	Algonquin Gas Transmission, LLC	Yankee Gas Services Co.	None	AFT-1	510641-R1	11/1/2012	10/31/2014	24	365	N	8,887	NA
Q1 2016	Algonquin Gas Transmission, LLC	Yankee Gas Services Co.	None	AFT-1	510724-R1	12/1/2013	11/30/2014	12	365	N	8,291	NA
Q1 2016	Algonquin Gas Transmission, LLC	Yankee Gas Services Co.	None	AFT-1	93009-R3	2/1/2013	10/31/2016	45	NA	N	31,963	NA
Q1 2016	Algonquin Gas Transmission, LLC	Yankee Gas Services Co.	None	AFT-E	93013EC-R3	2/1/2013	10/31/2016	45	NA	N	35,816	NA
Q1 2016	Algonquin Gas Transmission, LLC	Yankee Gas Services Co.	None	AFT-1	93209C-R3	2/1/2013	10/31/2016	45	NA	N	7,863	NA
Q1 2016	Algonquin Gas Transmission, LLC	Yankee Gas Services Co.	None	AFT-1	933006-R1	11/1/1994	3/31/2012	209	365	N	125	NA
Q1 2016	Algonquin Gas Transmission, LLC	Yankee Gas Services Co.	None	AFT-1	934006-R2	2/28/2009	10/31/2012	45	365	N	5,078	NA
Q1 2016	Algonquin Gas Transmission, LLC	Yankee Gas Services Co.	None	AFT-1	93409-R3	2/1/2013	10/31/2016	45	NA	N	8,862	NA
Q1 2016	Algonquin Gas Transmission, LLC	Yankee Gas Services Co.	None	AFT-1	94000-R1	11/1/1994	10/31/2014	240	365	N	15,000	NA
Q1 2016	Algonquin Gas Transmission, LLC	Yankee Gas Services Co.	None	AFT-CLM	99050-R2	3/1/2006	10/31/2009	44	365	N	3,000	NA
Q1 2016	Algonquin Gas Transmission, LLC	Yankee Gas Services Co.	None	AFT-1	9B106C-R3	2/1/2013	10/31/2016	45	NA	N	3,055	NA

When exporting from the Tools box, only the rows contained within the data limit will be exported to Excel, including point-level data.

When exporting to PDF or Printable view from the Tools box, only the contract-level records will be exported, which does not include the point-level data.

Information Request NEER-1-34

Request:

Refer to NG-TJB/JEA-1 at 39. At 39:4-7, Mr. Brennan and Mr. Allocca state: "However, the fundamental problem arising from the fact that gas-fired generators do not hold firm pipeline capacity for their fuel requirements, which is the root cause of the price volatility and reliability concerns in New England, was not addressed."

(a) Please define "reliability concerns" as that phrase is employed above.

(b) Is it National Grid's testimony that if gas-fired generators held firm pipeline capacity, then "price volatility" would not exist?

(c) Is it National Grid's testimony that "reliability concerns" as National Grid employs that phrase can be eliminated only through gas-fired generators holding firm capacity?

(d) Is it National Grid's testimony that "reliability concerns," as National Grid employs that phrase, can be eliminated only via EDCs holding firm capacity on behalf of gas-fired generators?

(e) Please identify by year, month, and hour the number of hours that electric reliability is of "concern" as that assertion is used in the aforementioned statement.

(f) Please provide all inputs, calculations, workpapers, and algorithms used in the determination that electric reliability is of "concern" as that assertion is used in the aforementioned statement.

Response:

(a) The phrase "reliability concerns" in that statement is generally referring to the concerns of ISO-NE in their ability to reliably operate the electric power grid to serve the demand of the region's 14 million customers at all times. As ISO-New England CEO Gordon van Welie stated in his January 21, 2015 State of the Grid presentation (Attachment NEER-1-34(a), at 9), "the ISO's most important responsibility is power system reliability – it's what we work on all day, and it is the threats to reliability that keep us up at night." In that same presentation, Mr. van Welie also made the following statements in regard to reliability concerns:

"Until recently, the fact that power generators didn't have firm contracts for natural gas delivery wasn't much of a problem. Usually, there was room left over on the pipelines after the local gas

distribution companies (LDCs) took delivery of the gas they needed to serve their heating customers. The power plants could buy the LDCs' leftover pipeline capacity on the secondary market, and get delivery of the gas they needed, when they needed it. But more and more people are switching their heating systems from oil to natural gas. Now, especially in winter, when demand for gas is extremely high for heating purposes, the pipelines are running at or near capacity just delivering contracted gas to LDCs. Frequently, there's no room left for gas for generators. That creates reliability risks on the power system." (Attachment NEER-1-34(a) at 15)

"Expanded natural gas production has lowered prices for most of the year, but has also resulted in increased demand for gas without commensurate expansion of natural gas pipelines. As we rely more on natural gas for power generation, and extra space on the pipelines disappears in winter, we're frequently finding that natural gas generators can't get fuel when we need them. When that happens, our system operators turn to other types of power plants such as coal and oil plants that typically store their fuel on-site. But in recent years, aging coal- and oil-fired generators that were seldom dispatched sometimes did not have fuel stockpiles sufficient for extended operation when needed; and they often experience mechanical problems when they try to start up after long dormant periods. And now we're starting to see coal- and oil-fired power plants retire, removing them entirely from the suite of options for system operators.

Wind and solar resources are a small but growing part of the region's portfolio, but they are not always available when needed; for example, peak demand for power in winter typically occurs after the sun has set.
All these developments are converging to create serious reliability challenges, especially in winter" (Attachment NEER 1-34(a), at 19).

(b) No, price volatility always exists to some extent, but price volatility would be moderated with the additional firm pipeline capacity available to serve the needs of the gas-fired generators in the region.

(c) No, the reliability concerns can be lessened, if not eliminated, as long as adequate infrastructure and firm pipeline capacity is achieved and ultimately available to serve the needs of the region's gas-fired generators.

(d) No, the reliability concerns can be lessened, if not eliminated, as long as adequate infrastructure and firm pipeline capacity is achieved and ultimately available to serve the needs of the region's gas-fired generators.

(e) It is not possible to identify or predict only specific hours for the existence of these concerns. While the reliability concerns at issue here could generally be identified as often existing in the

winter season, and at higher levels in colder weather conditions, these concerns can also exist year round, and to greater or lesser extents in each hour, depending on many other conditions which might exist and continue to develop at that particular time.

(f) National Grid used no calculations, workpapers, or algorithms in the determination that electric reliability is of "concern."

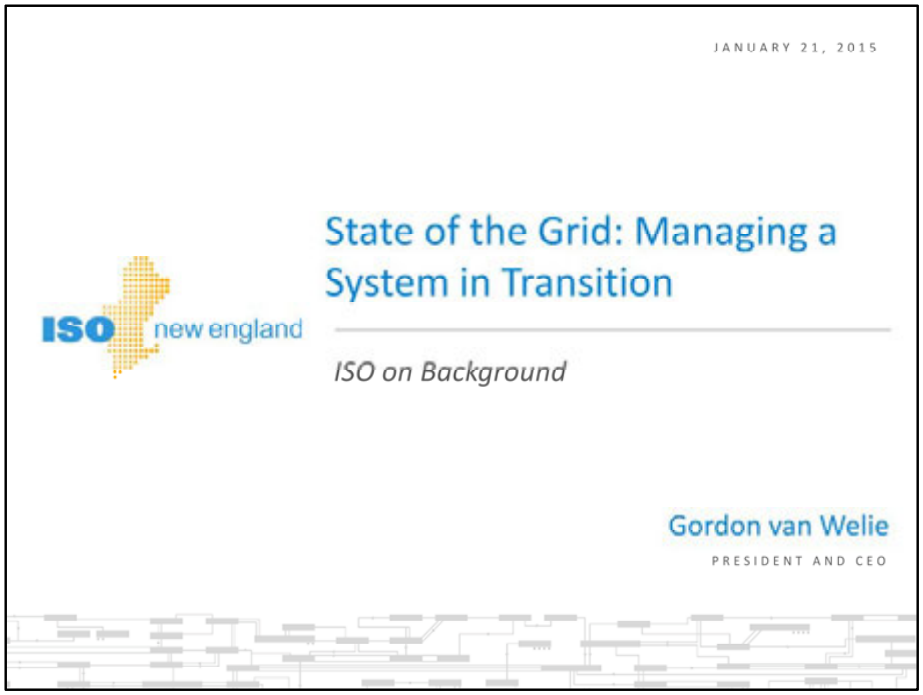
JANUARY 21, 2015
ISO new england
State of the Grid: Managing a System in Transition
ISO on Background
Gordon van Welie
PRESIDENT AND CEO

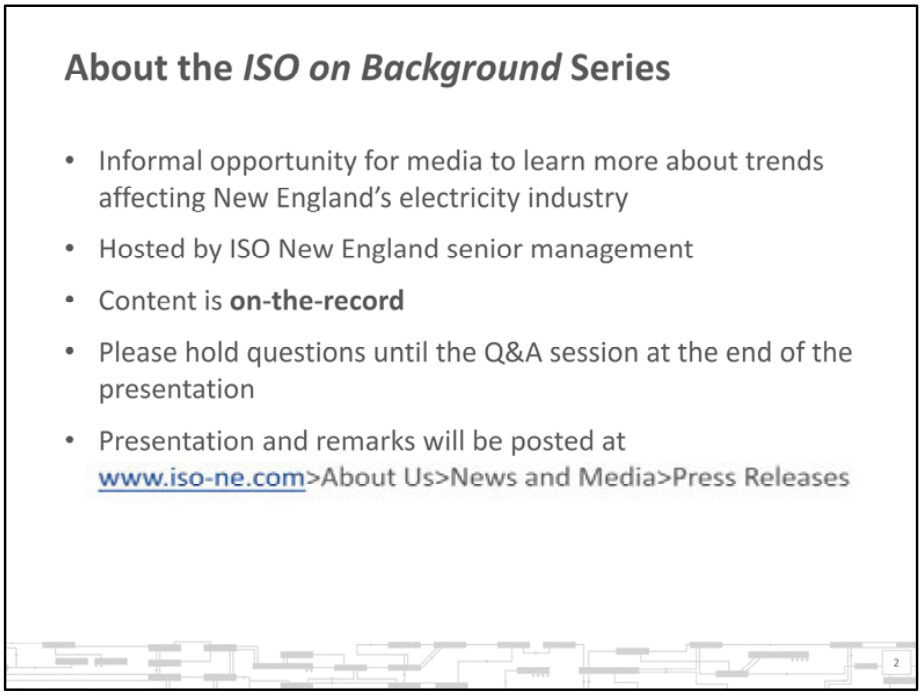

Good morning, everyone. My name is Ellen Foley and I am the Director of Corporate Communications at ISO New England. Today I am joined by Gordon van Welie, president and CEO of ISO New England. We'd like to welcome all of you to our seventh "ISO on Background" session.

We hold these *ISO on Background* informational briefings periodically to provide the media with an informal opportunity to get an in-depth look at the trends affecting New England's electricity industry. Although these sessions are called *ISO on Background,* the content is on the record, and may be quoted and attributed to the speaker.

To be sure that we get through the material in the scheduled time, we'll hold questions until the Q&A session at the end.

I'll go over today's agenda and provide a quick overview of ISO New England, followed by Gordon van Welie, president and chief executive officer, who will describe the state of New England's power grid.

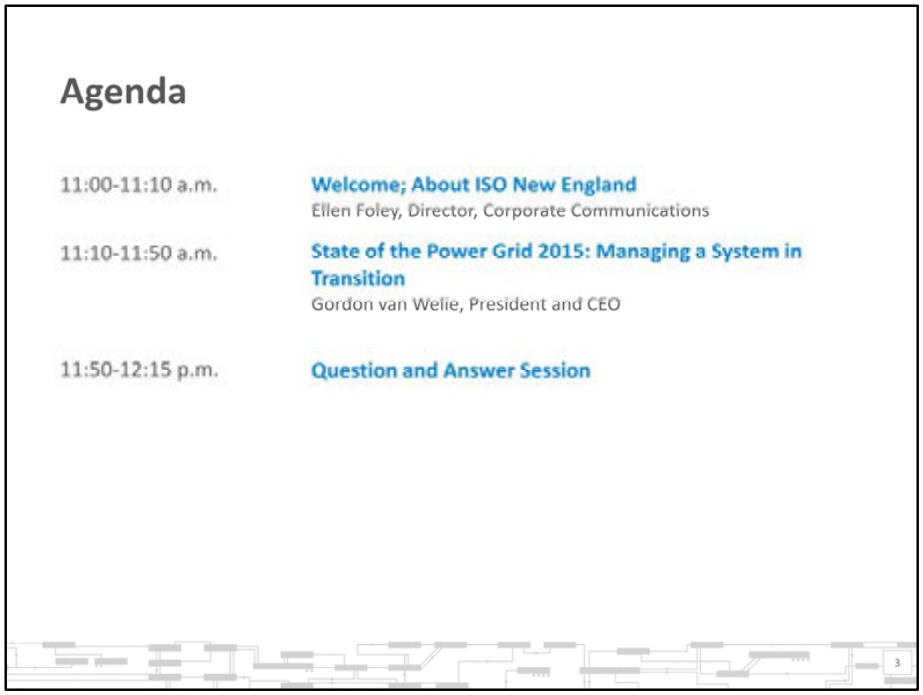

The presentation will last about 45 or 50 minutes; then we've set aside about a half-hour for questions from the media.
The presentation and remarks will be posted on the ISO New England website, in the press release section, after the session concludes. The posted presentation will include an appendix of slides that provide more details about some of the topics we'll cover today.

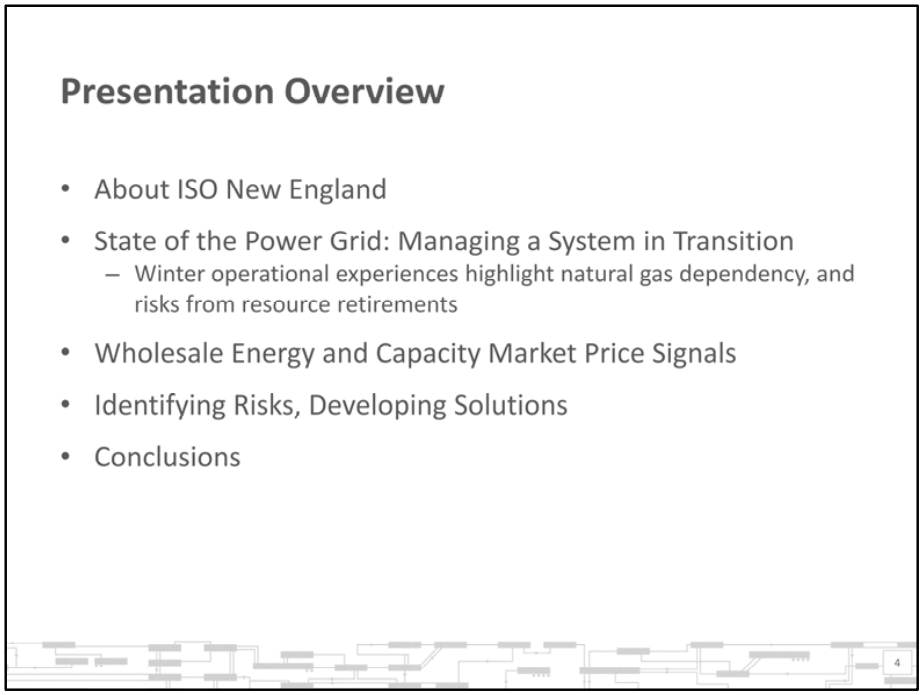

We'll focus today on the evolution of the resource mix on the New England power grid, and the resulting challenges to maintaining reliability. We'll explain the role of the wholesale markets and the price signals emerging from the markets; and summarize the region's infrastructure challenges, some of the steps we've taken to address these challenges, and the need for more energy infrastructure in New England.

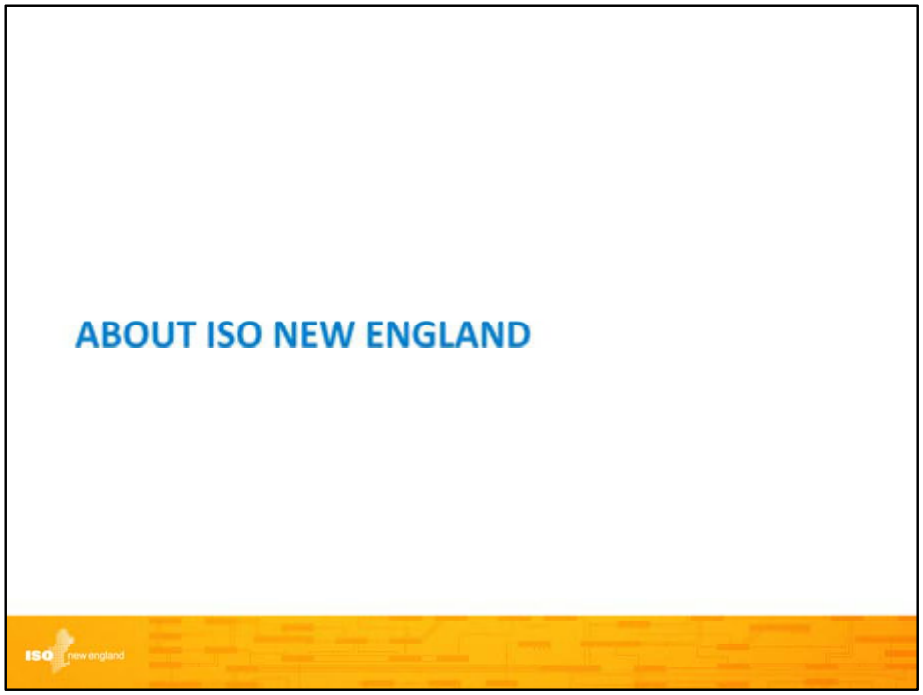
ABOUT ISO NEW ENGLAND
ISO new england

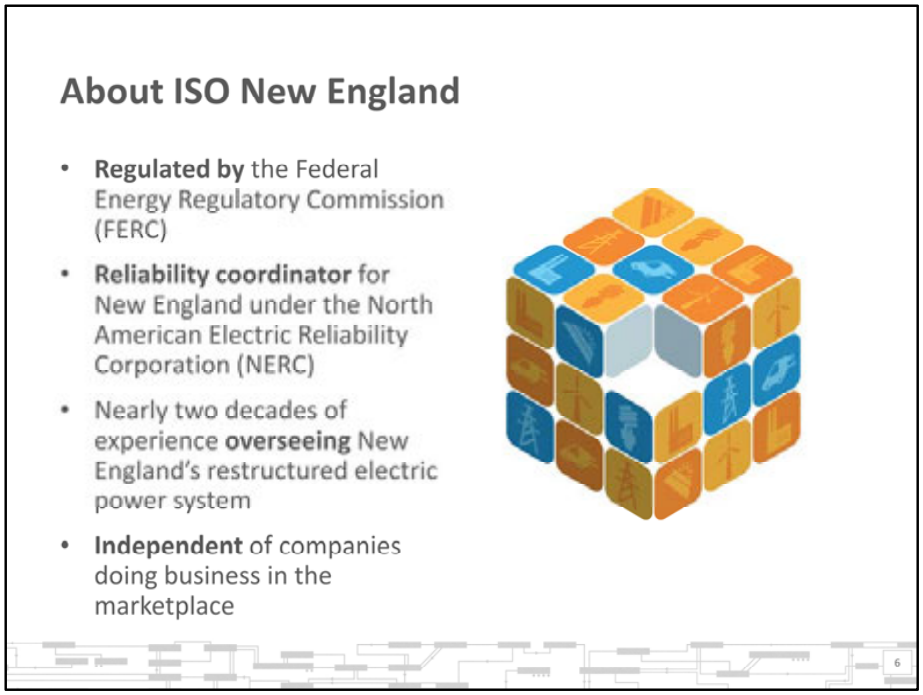

ISO New England, headquartered in western Massachusetts, is the independent, not-for-profit corporation established by the federal government in 1997 to handle three important tasks: operating the high-voltage power system in the six New England states, administering the wholesale electricity markets, and conducting power system planning. A hallmark of the ISO's independence is the fact that employees and management can't have any financial interest in any of the companies doing business in the markets.

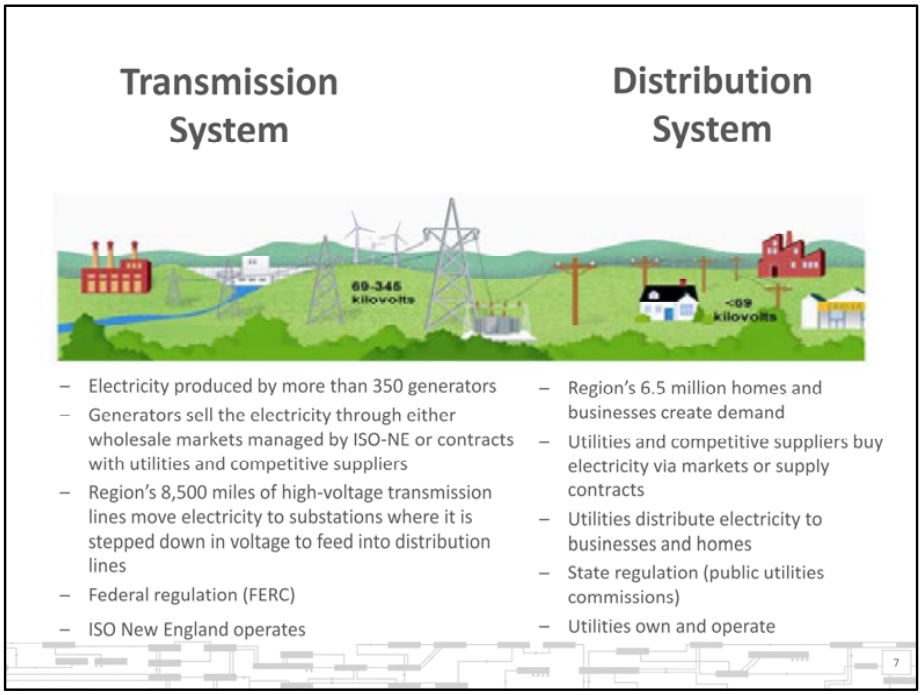

This slide highlights the key differences between the transmission and distribution systems.
The transmission side is where wholesale electricity is generated and sent over high-voltage transmission lines to the localities where the distribution system will deliver it to end-users. The wholesale side, where ISO New England operates, is regulated by the Federal Energy Regulatory Commission, or FERC.
On the distribution side, the high-voltage electricity is stepped down to a lower voltage so it can be delivered to consumers via the wires running along streets and roads. These retail customers get their bills from local utilities, and those bills combine wholesale and retail costs in rates approved by state regulators.

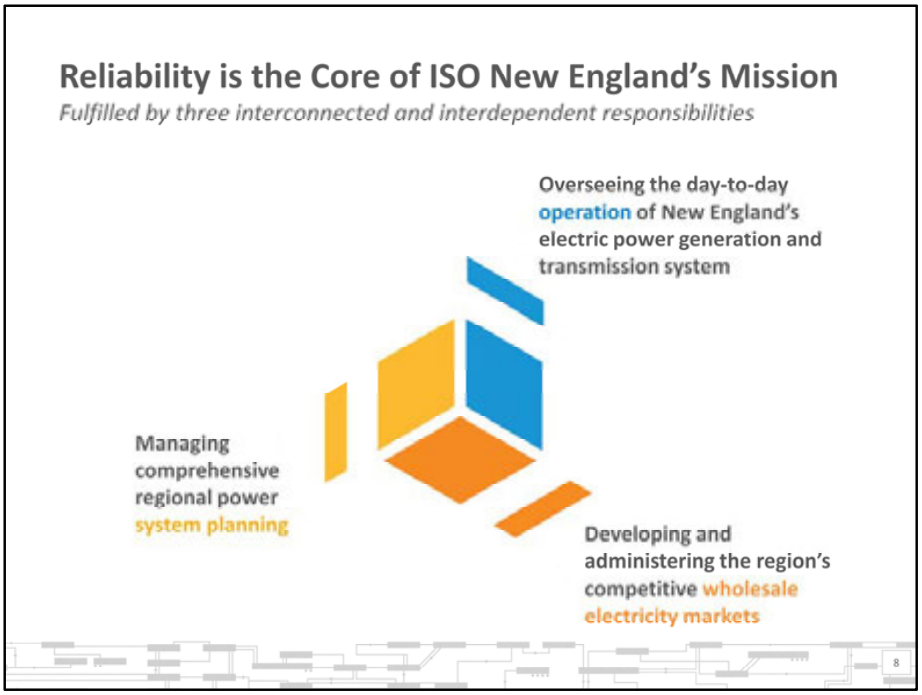

The ISO's primary responsibility is the minute-to-minute, reliable operation of the six-state power grid. The ISO doesn't own any transmission or distribution lines or power plants. You can think of us like an air traffic controller, directing power generation across New England. We also administer the wholesale electricity markets, somewhat like a stock exchange. The ISO itself does not buy or sell electricity, and we don't make money in these markets. Our purpose is to run the markets so they are fair, efficient, and competitive.
To ensure that the region has the resources required to serve future power system and consumer needs, our comprehensive planning process looks ten years into the future.
Today, Gordon van Welie, president and CEO of ISO New England, will describe the state of New England's power grid, the transformation it's undergoing, and the strategic risks it's facing.

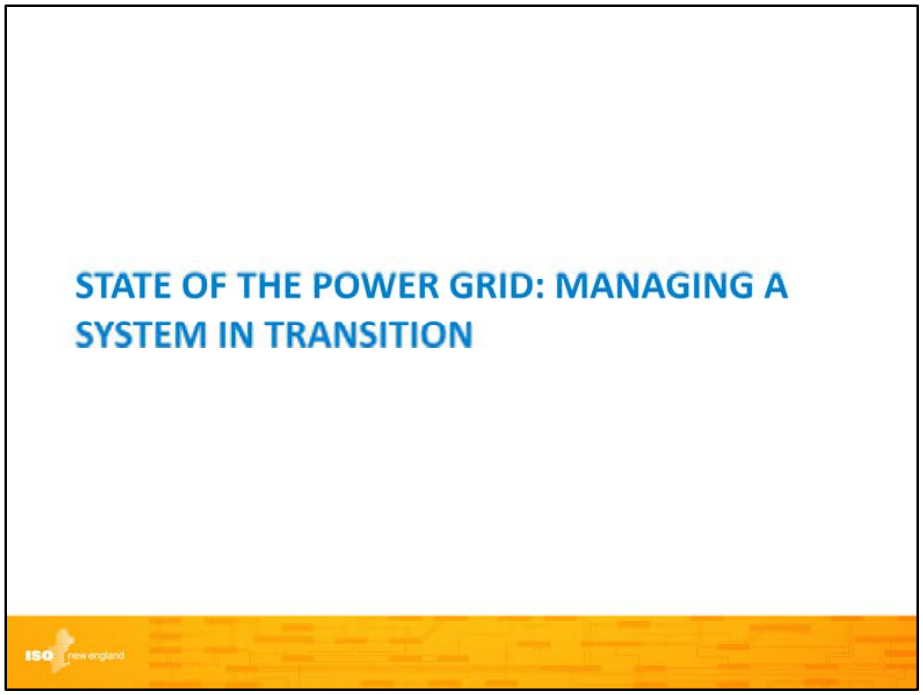

Good morning, I'm Gordon van Welie. Thanks for calling in today. We'll be talking about important issues that affect the wholesale electricity markets and power system operations in New England. It's the ISO's job to make sure the high-voltage power system in New England is reliable now and into the future. Because of our experiences operating the power grid and running the wholesale electricity markets, we have a unique and unbiased perspective on the state of the New England system. The ISO is independent, with no financial stake in the outcome of any market participant's business or projects, and we take no position on any transmission project or power plant proposal. We are also fuel- and technology neutral, ensuring a level playing field for all types of resources in the marketplace.

It's also important to understand that the ISO has no role in the natural gas industry, no financial stake in any natural gas pipeline proposal and, in fact, the ISO has no position on any proposed natural gas pipeline. Finally, the ISO does not make energy or environmental policy, and does not make project siting decisions.

The ISO's most important responsibility is power system reliability—it's what we work on all day, and it is the threats to reliability that keep us up at night. We work intensively with our stakeholders—market participants, state and federal regulators, and consumer advocates—to take the steps needed to ensure the region's 14 million residents can count on the power grid.

I'll focus now on the state of the power grid and the issues we're confronting in New England. The following slides will provide more detail, but I can tell you that the New England power system is in a period of transition that is changing what it looks like, how it operates, and what it costs. We are still able to operate the system reliably, but we've had to take extraordinary steps to do that, especially during winter.

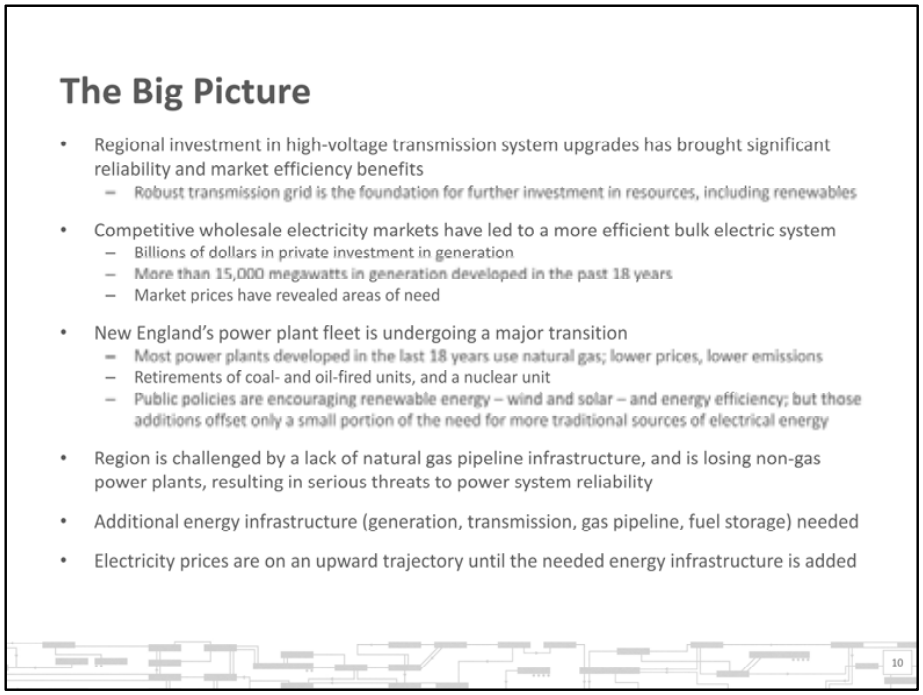

Before we get into the details, I'll set the scene. First, the regional power grid has seen great progress in the nearly 18 years since the ISO was formed as a result of the restructuring of the power industry in New England. We've seen extensive investments to upgrade the high-voltage transmission system and boost reliability.

The competitive wholesale electricity markets have incentivized investment in new, more efficient power plants built by private investors. These markets are providing price signals that indicate where more resources or transmission are needed. Having a robust transmission system and adequate resources to meet demand are the prerequisites to meeting public policy goals, such as expansion of renewables. New England, by and large, has benefited from restructuring of the industry and the introduction of wholesale competition.

The generation investment has resulted in new power plants that are mostly fueled by natural gas. The region has benefited both financially and environmentally from this. Natural gas prices have dropped substantially over the last six years, and these new, more efficient, cleaner-burning generators are running more often and producing about half of the power generated in New England. That's resulted in much lower wholesale power prices, on average, and much lower air emissions.

As natural gas prices have dropped, demand for the fuel has risen dramatically in just a few years, faster than the natural gas infrastructure could expand to bring in all the lower-priced gas needed for both heating and power generation. The result is pipeline constraints that mean sometimes these natural-gas-fired power plants can't get fuel.

The low price of natural gas has had another effect. Because natural gas has been cheaper than oil or coal, it's putting financial pressure on oil- and coal-fired power plants. Some are retiring and others are at risk of retiring. Now New England, which has had a surplus of resources in recent years, may not have all the resources we need to meet peak demand for power in the very near future.

And while renewables are a growing portion of the region's resource mix, and will provide a variety of benefits, they are still small in total. Their variable output requires more conventional generation to back them up. They also pose other challenges: the best wind regimes in New England are in remote locations, requiring extensive—and costly—transmission upgrades to unlock their potential; and when demand is peaking in winter, the sun has already set.

The upshot of all this is an urgent need for more energy infrastructure. It's needed to address the increasing frequency of times that natural gas-fired generators can't get fuel, to make up for retiring generators, and to meet clean energy goals.

As we go through this presentation, I'll tell you what we have seen operating the grid and recap what the ISO has been able to do to address these issues.

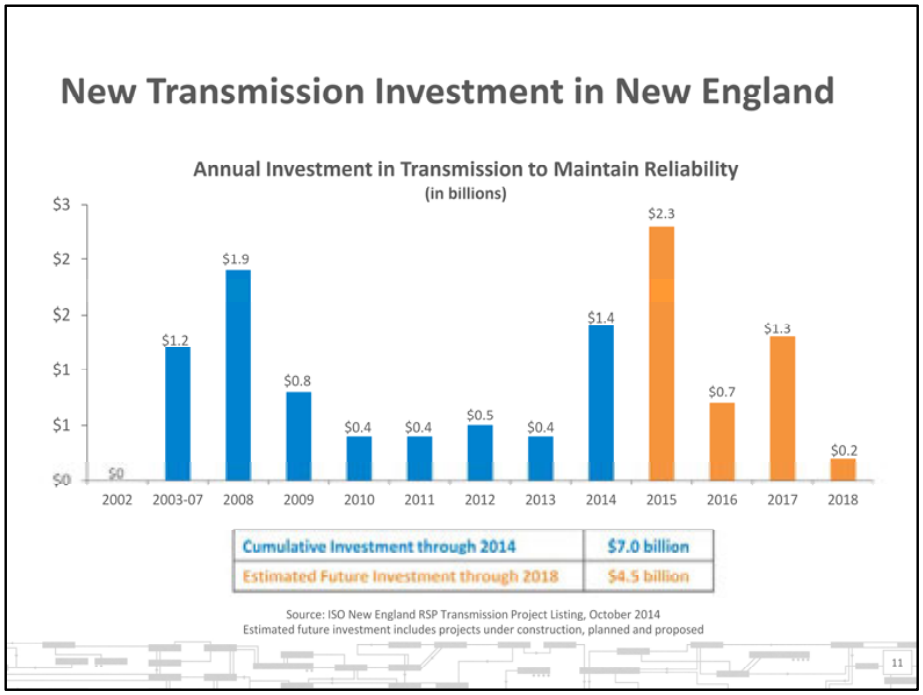

The state of the New England power grid has been significantly improved with the region's investment in transmission upgrades—$7 billion since 2002. These upgrades, in all six states, were needed because for several decades before the industry was restructured, investment in the high-voltage transmission system had slowed, so the region has been playing catch-up. The transmission system is vastly improved, but there are still more areas that need work to ensure reliability, at an estimated price tag of $4.5 billion.
The appendix to this presentation includes slides that provide more details about the upgrades completed in each state and areas that are under study, and information about some of the transmission proposals by private investors to bring clean energy to demand centers in southern New England.

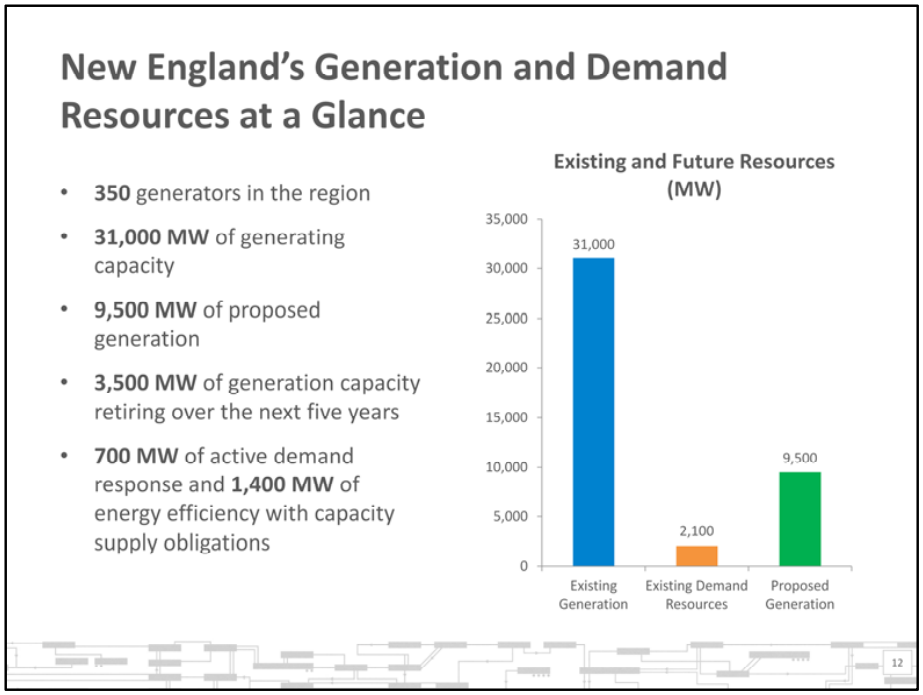

New England has about 350 generators that can be dispatched by the ISO, and hundreds of smaller resources. The generating capacity of all these resources is 31,000 megawatts.

The region also has about 700 megawatts of active demand-response resources—those are, for example, companies that have agreed in advance to turn down lighting or reduce their air conditioning load, when we call upon them to do so. The region also has about 1,400 megawatts of load reduction that comes from energy-efficiency measures.

I'll also talk later about New England's future generation mix, but briefly, there are projects totaling about 9,500 megawatts that have applied to interconnect to the region's power grid. This is an encouraging figure, especially in light of the 3,500 megawatts we'll lose to retirements in the next few years; however, in our experience, many projects never get built—the interconnection queue has historically had an attrition rate of about 70 percent of the megawatts proposed.

On their face, the numbers seem to represent a resource portfolio that is robust enough to meet demand, with proposals to add resources outnumbering proposals to retire power plants. But a look beyond the numbers, at the resource mix, resource performance, and fuel adequacy issues, shows a portfolio of resources that is in transition.

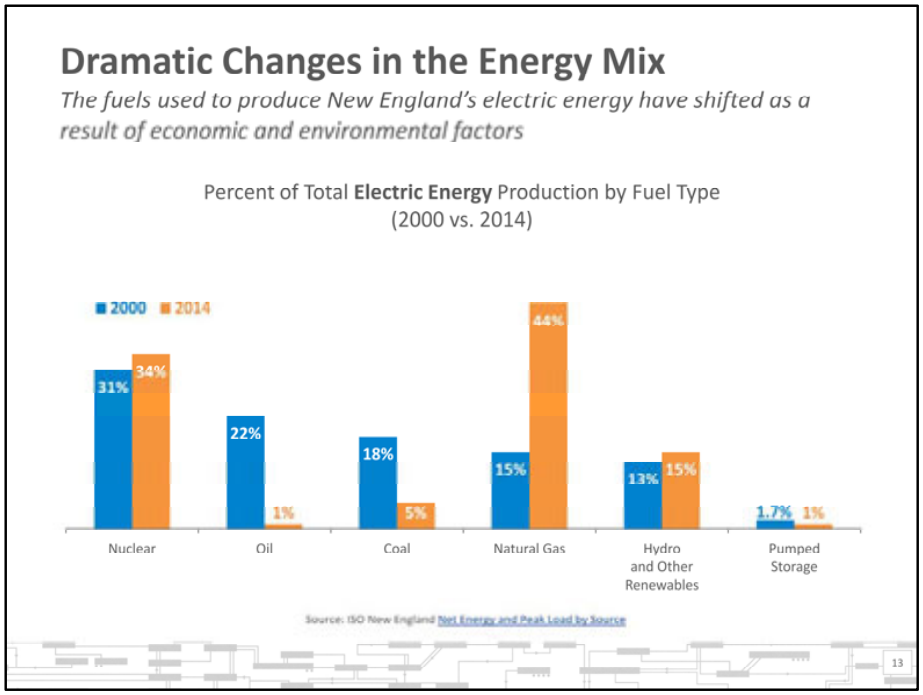

This chart shows that in a very short period of time, the fuels used to generate electricity in New England have shifted dramatically.

The share of electricity produced by natural gas generators increased from 15 percent in 2000 to 44 percent last year.

At the same time, coal- and oil-fired generation, combined, dropped from 40 percent to just 6 percent.

Power plants that aren't called on to run don't get paid in the energy market. Since oil- and coal-fired generators seldom ran in 2014, they seldom received energy payments. However, they are still a significant portion of the region's generation fleet. At 28 percent, their share of total generating capability is almost a third of the total generating capacity of the fleet, even as their share of energy production has declined to 6 percent. Natural gas-fired generators have gone from 18 percent of total fleet capability to 43 percent in just 14 years.

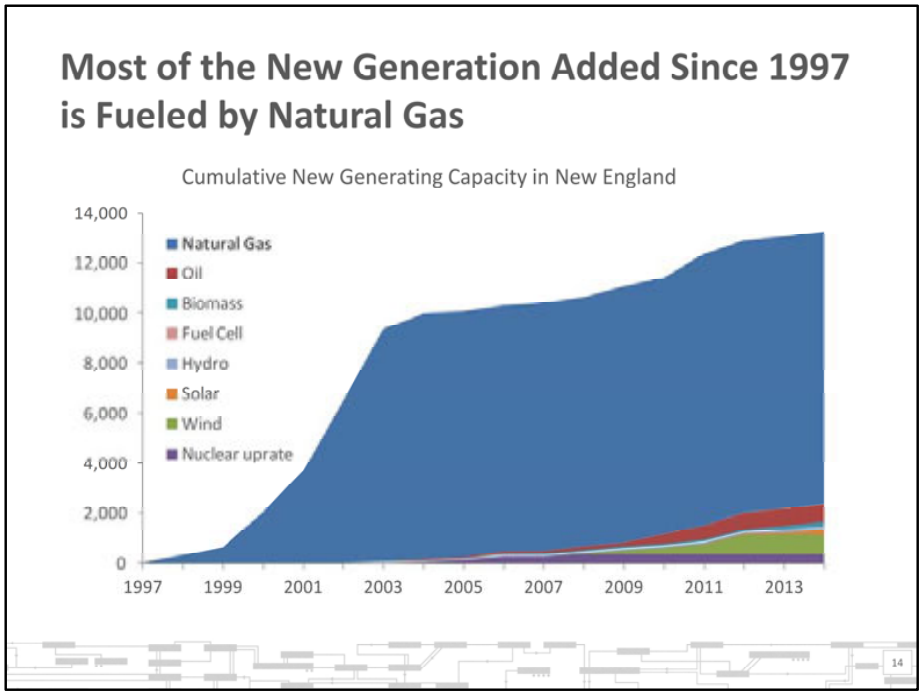

This chart illustrates a couple of points: one, the investment in generation since 1997 in New England has resulted in nearly 15,000 megawatts added to the power system; and two, most of that additional generation is fueled by natural gas—that's the huge blue area.

For several reasons, the growth of natural gas-fired generation in New England occurred organically over the last 15 years, even before domestic shale gas production took off and lowered the price of natural gas. Natural gas generators have relatively low emissions, easing their compliance with environmental requirements; they tend to be less costly to build and easier to site; and the region's transmission improvements have reduced reliance on older units and opened up more opportunities for new generation.

In the meantime, starting in 2008, natural gas production just a few states away, in the Marcellus shale formation, was starting to boom. The supply growth pushed natural gas prices down from record highs in 2008 to record lows in 2012 in New England. These low prices meant natural gas-fired generators were dispatched more often, since the ISO dispatches the lowest-cost generators first to meet demand. The low natural gas prices also encouraged a boom in residential and commercial heating system conversions, from oil to natural gas.

With rising demand for natural gas and very little pipeline expansion, bottlenecks have become more and more frequent, especially in winter. Often, the natural gas pipelines are running full, with no room for additional gas for power generators. If those generators are needed, but they can't get fuel, power system operators need to find alternatives to meet demand for power.

While the ISO's focus is on the reliability impacts of pipeline constraints, they can also cause natural gas and power prices to spike.

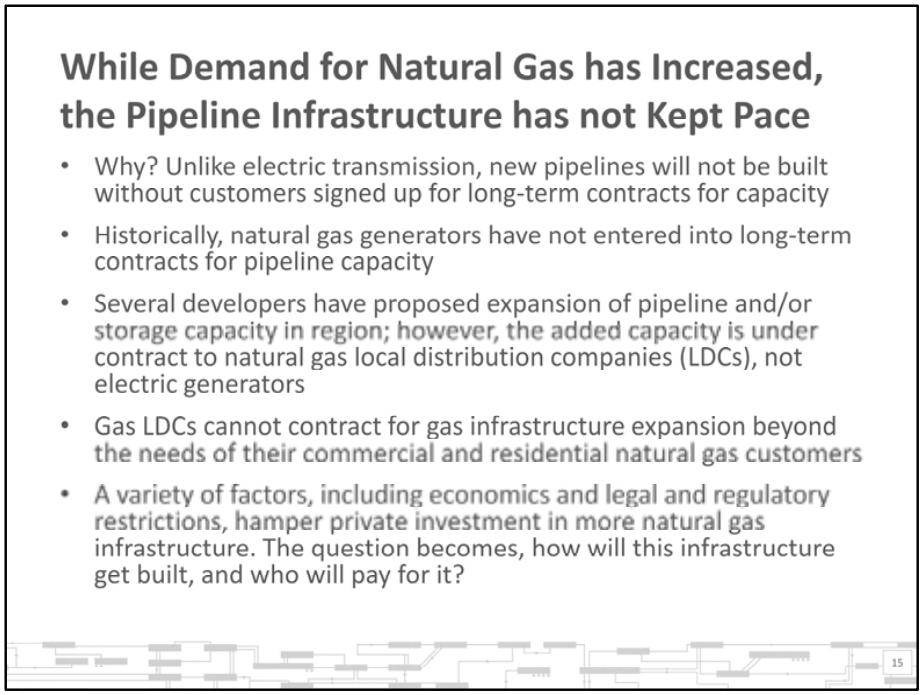

There's a distinction I want to make clear as we talk about pipeline constraints. There's not a shortage of natural gas supply—there's plenty of natural gas, in nearby states. The high prices come from the bottlenecks on the gas system. The pipelines into New England aren't big enough to carry in all the gas that's in demand, especially in winter, and there's not enough gas storage in the region.

While demand is growing, the pipelines bringing natural gas into New England have not expanded at the same pace. There are several reasons for this lag. There are some fundamental differences between the power and pipeline industries—in the electric industry, transmission line upgrades are designed to meet peak demand 10 years in the future; the pipeline industry is allowed to build new or expanded pipeline only if they have customers signed up for contracts to pay over the long term—15 years, on average.

But most natural-gas-fired generators don't sign long-term contracts with pipelines for natural gas delivery. The wholesale electricity markets have not provided sufficiently strong economic incentives for generators to produce electricity during stressed system conditions, including when the natural gas pipelines are constrained. We have changed those market incentives and implemented interim reliability programs, which I'll expand on later.

Until recently, the fact that power generators didn't have firm contracts for natural gas delivery wasn't much of a problem. Usually, there was room left over on the pipelines after the local gas distribution companies (LDCs) took delivery of the gas they needed to serve their heating customers. The power plants could buy the LDCs' leftover pipeline capacity on the secondary market, and get delivery of the gas they needed, when they needed it.

But more and more people are switching their heating systems from oil to natural gas. Now, especially in winter, when demand for gas is extremely high for heating purposes, the pipelines are running at or near capacity just delivering contracted gas to LDCs. Frequently, there's no room left for gas for generators. That creates reliability risks on the power system.

There are also price risks attached to these pipeline constraints. It is cheaper for gas generators to switch to oil (so called 'dual fuel' capability) than to sign up for more gas pipeline capacity to meet their peak fuel demand in the winter, but both gas and oil are high-priced fuels when the pipelines are constrained. As a result, electricity prices still tend to be high, whether generators are using natural gas or oil.

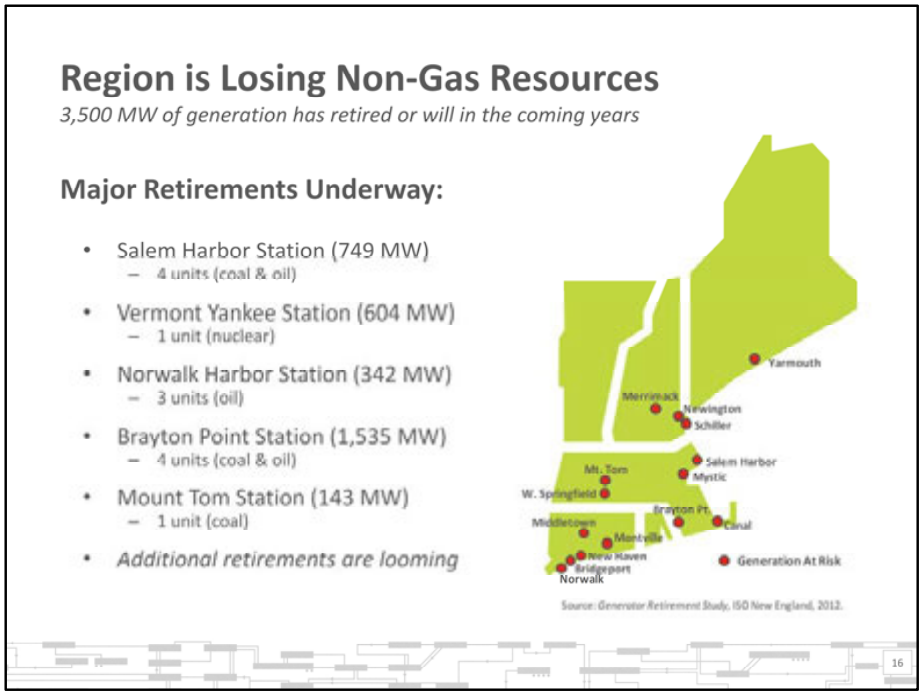

The ISO dispatches the lowest-cost generators first to meet demand. For most of the year, natural gas prices are low, and so natural gas-fired generators have been dispatched more frequently, and at lower wholesale power prices. Power plants fueled by higher-priced oil and coal rarely run, and find it hard to compete and make money.

Four major power plants have already retired or announced they'll retire in the next few years; there are smaller resources retiring as well. These retirements represent more than 10 percent of the region's total generating capacity; they are power plants that use fuel that can be stored on-site, providing a crucial back-up for times when natural-gas-fired power plants can't get fuel; and they are most likely to be replaced by natural gas-fired generators, which will only increase the region's dependence on natural gas.

We're already seeing worrisome conditions in Greater Boston, with the recent retirement of the Salem Harbor station and delays in development of the proposed Footprint natural gas power plant. That area will be short of needed resources as soon as 2016. The Southeastern Massachusetts and Rhode Island zone is also an area of concern, with Brayton Point retiring in 2017. We are studying the power grid in those two areas and assessing steps we can take if new resources don't materialize.

Proposed environmental rules may also accelerate the retirements of aging oil- and coal-fired power plants that could be subject to difficult and costly compliance requirements.

ISO studies have estimated that as much as 8,300 megawatts of older coal- and oil-fired generating capacity could be at risk of retirement, from economic pressures and potentially more stringent environmental requirements. If those 28 generators retire, we estimate 6,300 megawatts of new or expanded capacity would be needed to replace them.

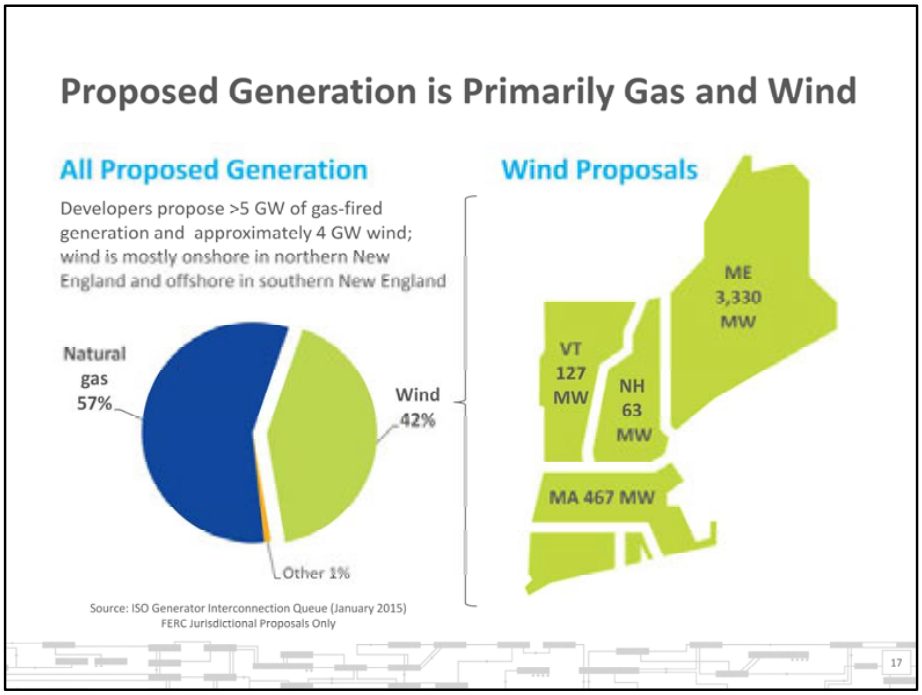

There are 9,500 megawatts of new generation proposed for the region, and that's a good thing, given the generator retirements and concerns about resource adequacy going forward. But remember, as I said earlier, the list of projects has historically seen an attrition rate of about 70% of the megawatts proposed.

Also, as you can see from this pie chart, more than half of the proposed new generation would use natural gas, while almost half would be fueled by wind. This would increase the region's dependence on natural gas for power generation; and while more wind would provide more fuel diversity, most of the wind proposals are in remote areas of northern New England, where the transmission —lines are too skinny to bring all that wind energy down to southern New England. To fully realize the region's wind potential, the transmission system will need to be built out to reach these remote areas, at a cost of billions.

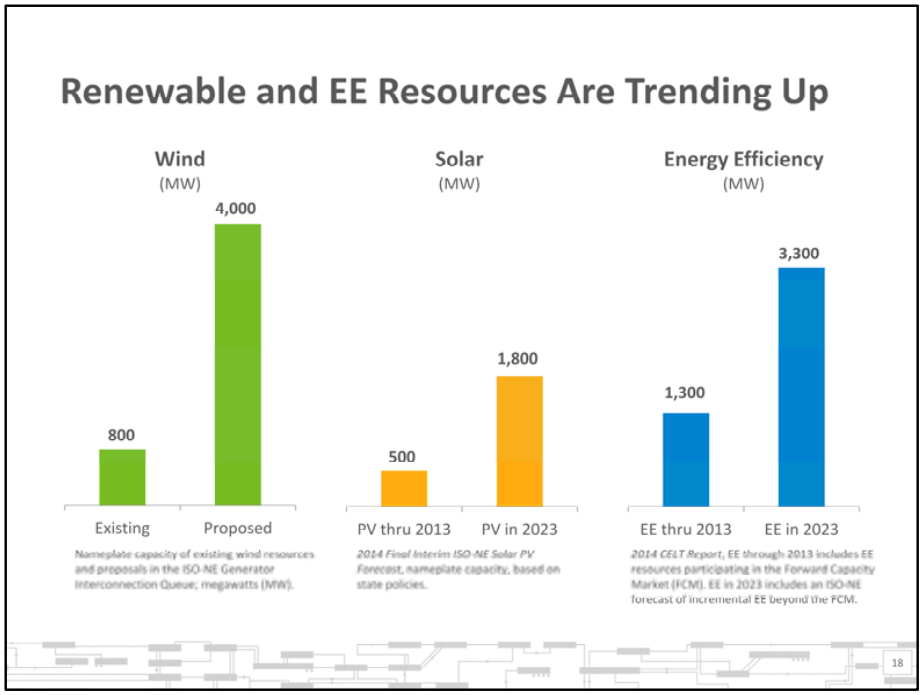

Public policy goals for clean energy will bring new types of resources to the power system; promising a new wave of transformation on the grid.
While the levels of wind and solar resources on the New England system are still relatively small, the ISO is preparing for their growth. Our projections show there's no doubt that wind, solar, and energy efficiency will play an increasingly important role going forward.
Regarding solar, these numbers are based on the ISO's interim Distributed Generation Forecast, the first effort in the nation to come up with a multi-state projection of how much distributed generation—mostly solar—will be added. The projection of 1,800 megawatts of solar energy in 2023 is based on state policy goals, representing the maximum possible output of each facility; but given the intermittency of solar energy, we'll need a better technical understanding of how much we're likely to get from these facilities.
Incorporating distributed generation into high-voltage power system operations is complicated—most of it's behind the meter, on the distribution system—so the ISO is preparing for its growth in New England and participating in several national studies to understand the performance of solar under real-world conditions.
The New England states are national leaders on energy efficiency (EE), and EE is an important element of the region's resource mix. Because of the states' commitment to EE, overall annual energy consumption will remain flat in New England over the next 10 years, and peak demand will grow more slowly.
All of these resources, combined, will benefit the regional power grid by diversifying resources, providing clean power, or reducing consumption. However, they will not be enough by themselves, and they will not come online soon enough, to take up the slack that will come with resource retirements that are already underway.

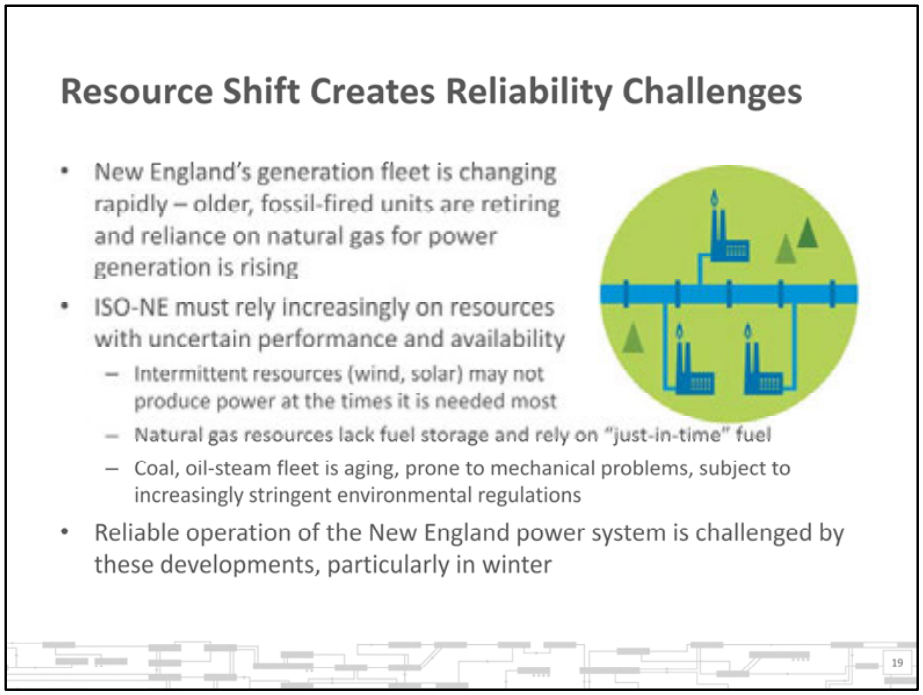

To summarize, the region's power grid has benefited from the billions of dollars invested in transmission upgrades for reliability and in new, more efficient power plants. Expanded natural gas production has lowered prices for most of the year, but has also resulted in increased demand for gas without commensurate expansion of natural gas pipelines.
As we rely more on natural gas for power generation, and extra space on the pipelines disappears in winter, we're frequently finding that natural gas generators can't get fuel when we need them. When that happens, our system operators turn to other types of power plants, such as coal and oil plants that typically store their fuel on-site. But in recent years, aging coal- and oil-fired generators that were seldom dispatched sometimes did not have fuel stockpiles sufficient for extended operation when needed; and they often experience mechanical problems when they try to start up after long dormant periods.
And now we're starting to see coal- and oil-fired power plants retire, removing them entirely from the suite of options for system operators.
Wind and solar resources are a small but growing part of the region's portfolio, but they are not always available when needed; for example, peak demand for power in winter typically occurs after the sun has set.
All these developments are converging to create serious reliability challenges, especially in winter.

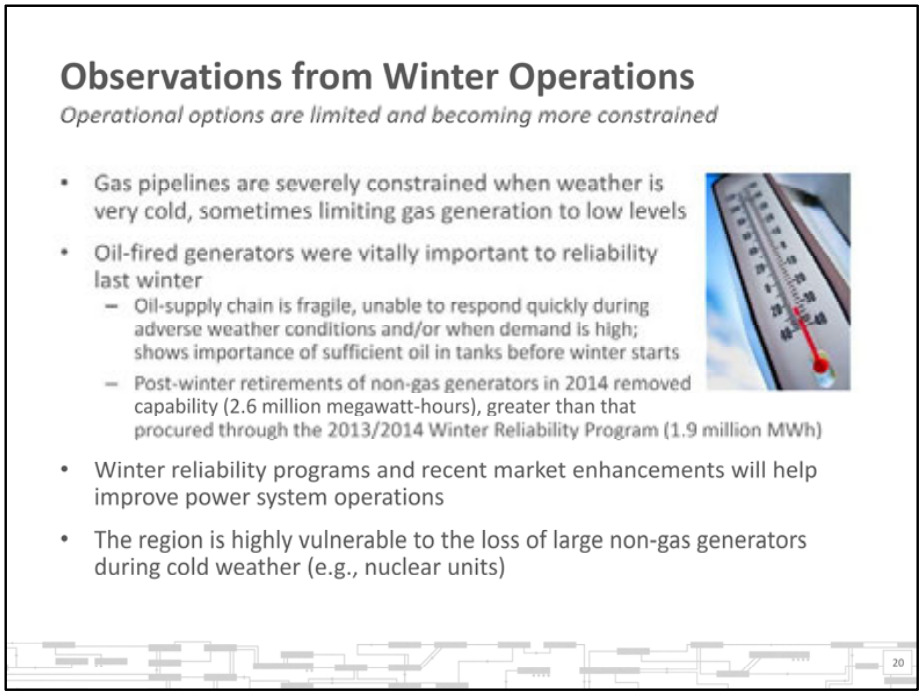

The last two winters, of 2012/2013 and 2013/2014, have provided examples of the increasing challenges to maintaining system reliability.

For example, two years ago, during Winter Storm Nemo in February 2013, our system operators were calling pipeline operators at 1 a.m. in the morning, trying to ensure that a natural gas-fired generator that we badly needed would be able to get fuel. Reliability was maintained, but it was a close call.

Then last winter, in early 2014, natural gas pipeline constraints pushed natural gas prices to record highs. As a result, oil-fired power plants were often more economical to run. Fortunately the oil-fired generators had enough fuel in their tanks to enable them to run during last winter's bitter cold weather, but it wasn't luck. After our experiences with fuel adequacy —including oil-fired generators running out of fuel during winter 2012/2013—we implemented a Winter Reliability Program for winter 2013/2014. That supplemental program provided financial incentives for oil-fired generators to store more oil than they otherwise would have, and it was critical in maintaining reliability last winter.

Last winter showed us that the natural gas pipelines were even more constrained than we had previously thought. That's significant, because frequently, there were relatively few natural gas-fired-generators online and using gas. The pipelines were mostly full with gas going to heating customers.

Generators using fuels other than natural gas are especially important to maintain reliability in winter, but many of those units are retiring. Last winter, Vermont Yankee and Salem Harbor were online and available. With their retirements, their combined capacity of 1,200 megawatts of non-natural-gas-fired generation is no longer available to system operators.

The Winter Reliability Program is a form of insurance for fuel adequacy, and we've taken other steps to help improve resource performance during times of system stress, but if a major generator that doesn't use natural gas trips offline at a time when natural gas generators can't get gas, our options are increasingly limited.

So far, this winter has been relatively mild compared to the past two. Mild December weather lowered demand for power, and for natural gas, and pipeline constraints were less prevalent. Wholesale prices also dropped. But this is New England. Winter's not over yet, and a mild winter or two doesn't guarantee we won't have extremely cold winters again.

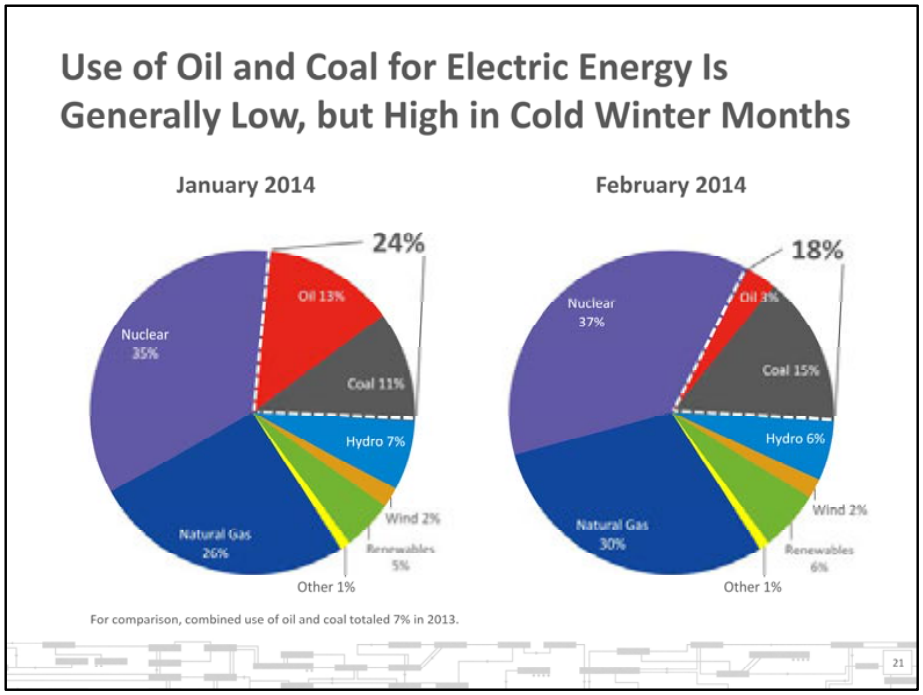

These pie charts show how much we've had to rely on coal- and oil-fired power plants in winter. They contributed 6 percent of all the energy produced in New England last year, but when demand is peaking—and when natural gas-fired generators can't get fuel—they are crucial for reliability. During last winter's extreme cold weather, they contributed 24% of the energy in January and 18% in February.

While they were critically important to maintaining reliability, there's a downside: greater use of oil- and coal-fired power plants contributes to higher air emissions.

So far this winter, coal and oil use has been low compared to last winter, but the mild weather is driving lower natural gas prices, so natural gas generators are likely to be dispatched first to meet demand, before oil and coal plants.

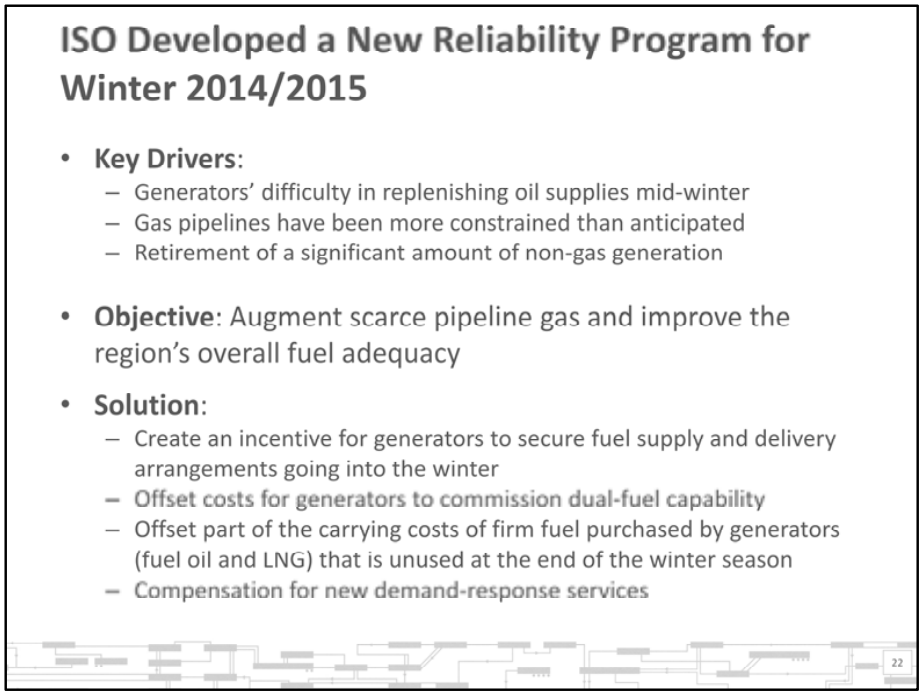

Our system operators faced extreme challenges during winter 2012/2013. Based on that experience, we developed a reliability program to ensure fuel adequacy through winter 2013/2014. That program turned out to be critical to maintaining reliability last winter. Even with that program, last winter exposed new and continuing challenges. For instance, oil-fired power plants started the winter with adequate fuel in storage, but used it up quickly during January's extreme cold and had difficulties replacing it. The knowledge that two large non-natural gas-fired generators would retire before this winter also heightened concern, so we developed a second Winter Reliability Program to ensure fuel adequacy for the current winter.

This year's program has drawn robust participation from oil-fired and dual-fuel generators that stocked oil and contracted for LNG. We also got some new demand-response resources. Most significantly for long-term fuel security, six units representing about 1,700 megawatts have decided to take advantage of new incentives for generators to add dual-fuel capability. With that capability, if a dual-fuel generator can't get gas or the price of gas is higher than oil, it can instead use oil stored in a tank on-site.

However, using oil instead of natural gas increases emissions of pollutants into the air, which is counter to the states' environmental goals. Resource owners seeking to add the ability to burn oil as a secondary fuel may run into permitting obstacles or restrictions on how often they can run. While some of these new dual-fuel capabilities have been permitted, we're not sure how much more will be allowed.

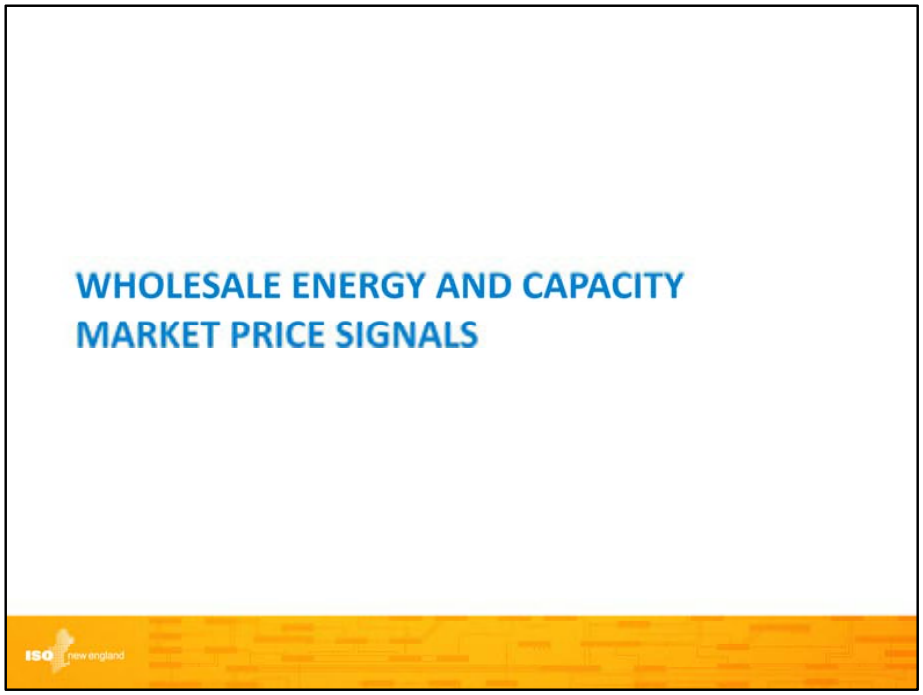

I want to talk briefly about the competitive markets, because the price signals emerging from these markets inform investors' decisions to build power plants or add DR resources, or retire resources, or make other types of investments in their facilities to ensure they can operate when needed.

New England's Wholesale Markets at a Glance

- More than **400** buyers and sellers in the markets
- **$10.4 billion** traded in wholesale electricity markets in 2014*
  - **$9.1 billion** in energy markets
  - **$1.3 billion** in capacity and ancillary services markets
- Forward and spot markets
- Prices vary by time and location, and by changes in demand and available resources



* **Note:** 2014 wholesale electricity market data is still preliminary and subject to reconciliation

24

First, an overview of the markets: New England's energy, capacity and ancillary services markets trade billions of dollars every year. Preliminary data indicates the New England markets traded a total of $10.4 billion in 2014. That's more than $1 billion higher than the 2013 value. While the energy market value hit record-high power prices in the first two months of last year, the remainder of 2014 saw milder weather and lower natural gas prices, which has moderated the total value.

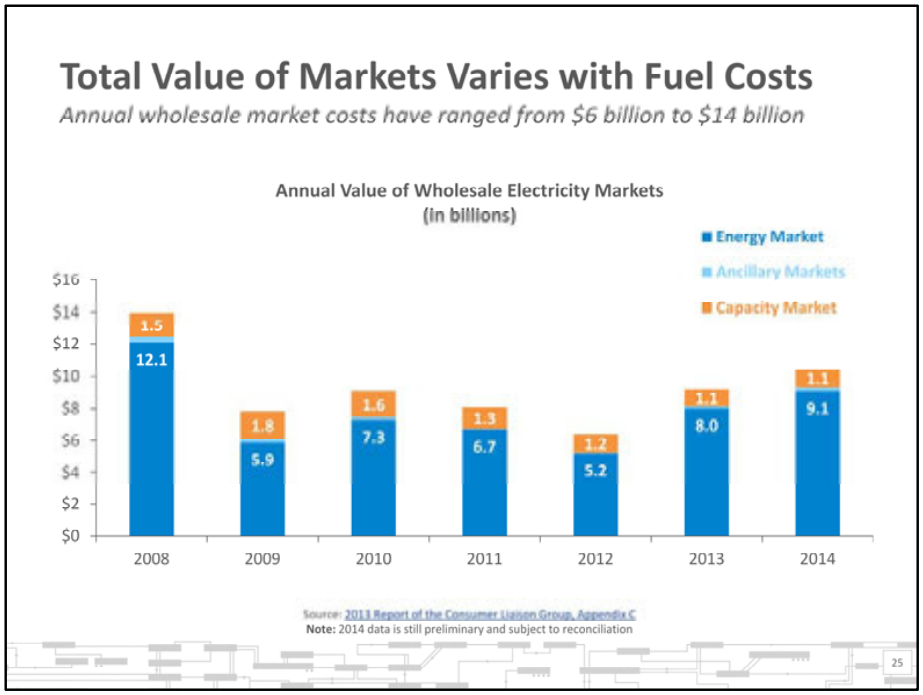

You can see that the highest energy market value occurred in 2008, at $12.1 billion, when natural gas prices were high, while the lowest market value was $5.2 billion in 2012, when gas prices were at record lows. The energy market total varies from year to year as a direct result of changing fuel costs. The largest portion of wholesale energy costs is fuel; since natural gas is the predominant fuel used in New England to generate electricity, wholesale energy prices follow the price of natural gas. This linkage is illustrated on the next slide.

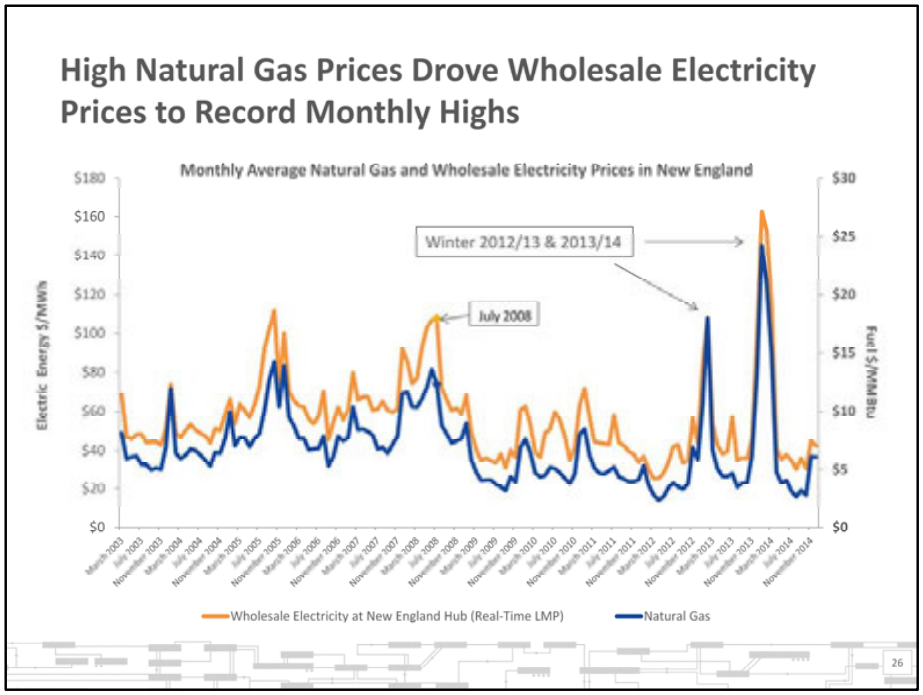

This chart shows the average monthly price for natural gas and wholesale electricity, and how wholesale power prices track natural gas prices. Clearly, when natural gas prices drop, wholesale power prices follow suit; when natural gas prices rise, power prices rise also.

As average monthly natural gas prices started dipping in mid-2008, monthly wholesale power prices also dipped. The natural gas price spikes of the last two winters are echoed in wholesale power prices. As painful as higher prices can be, they show that markets are working—just as the lower prices of 2009 through 2012 were an indication of markets working.

Efficient and competitive markets react to an imbalance between supply and demand. When shale gas is abundant and available in New England, the low market price reflects that the supply is available to meet demand. Now, the record-high prices of the last two winters are revealing the pipeline constraints that are limiting the supply of natural gas for both heating and power generation in New England.

Low natural gas prices so far this winter have helped keep wholesale power prices low. But as this chart demonstrates, natural gas prices can be volatile, especially in New England.

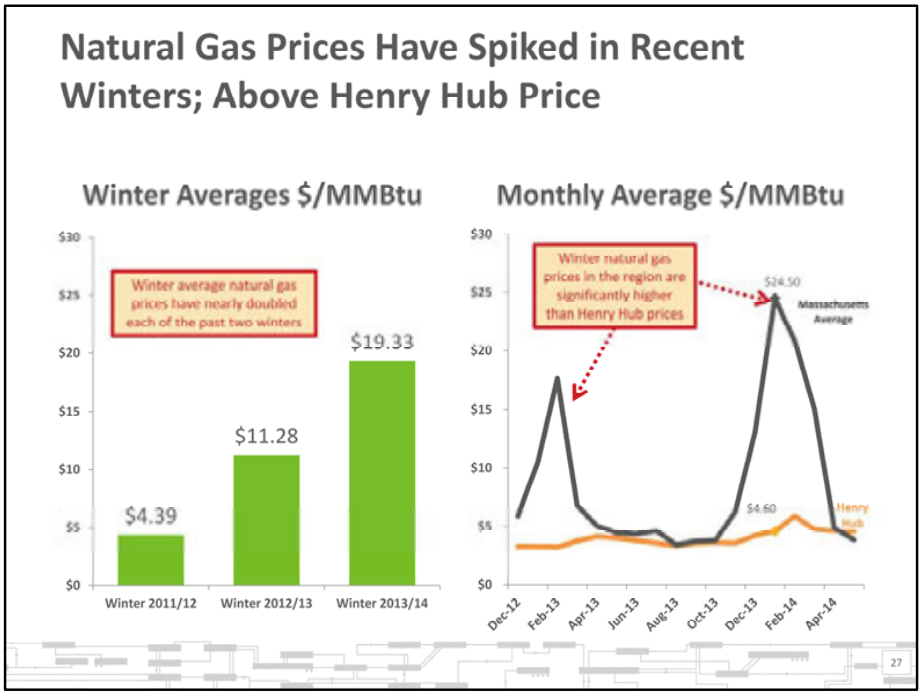

For each of the last three winters, natural gas prices have risen steeply, showing the effects of increasing pipeline constraints.

The graphic on the right illustrates the steep price premium for natural gas in New England, compared to the Henry Hub price, a standard pricing point for natural gas trades in the US. On January first, 2014, the spot price for natural gas in New England was nearly $20 higher than the price paid in most of the country.

The US Energy Information Administration attributes the higher New England prices to natural gas pipeline constraints. If you want to take a look at some of these reports, a slide in the Appendix provides links.

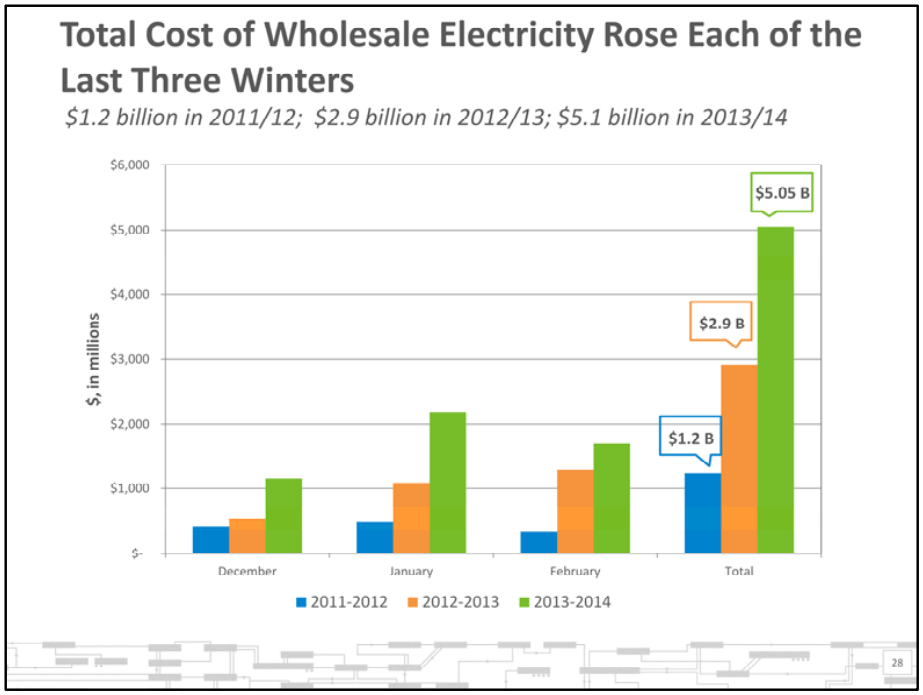

The supply-and-demand imbalance caused by pipeline constraints in New England has had a dramatic impact. The premium paid by the region has translated into record-high power prices and soaring energy market costs. The total value of the energy market for the three months of winter 2013/2014 was nearly $5.1 billion; that compares to $5.2 billion for all 12 months of 2012, when New England consumers benefited from record-low natural gas prices.

As demand for gas rises and pipeline constraints grow tighter, the total winter bill for natural gas and power in New England seems likely to go higher. When we post this presentation to our website later today, you can find a slide in the appendix that shows the forward natural gas and power prices that FERC found back in October for New England. They were not only the highest forward prices in the US, at the time they were the highest on the planet.

These high forward prices, coupled with the economic incentives in our Winter Reliability Program, ensured that generators had a robust oil and LNG inventory this winter. Since then, the combination of fewer pipeline constraints and high levels of fuel supply and relatively mild weather, which dampened demand for natural gas for heating, have lowered the price for natural gas and, by extension, the price for wholesale power.

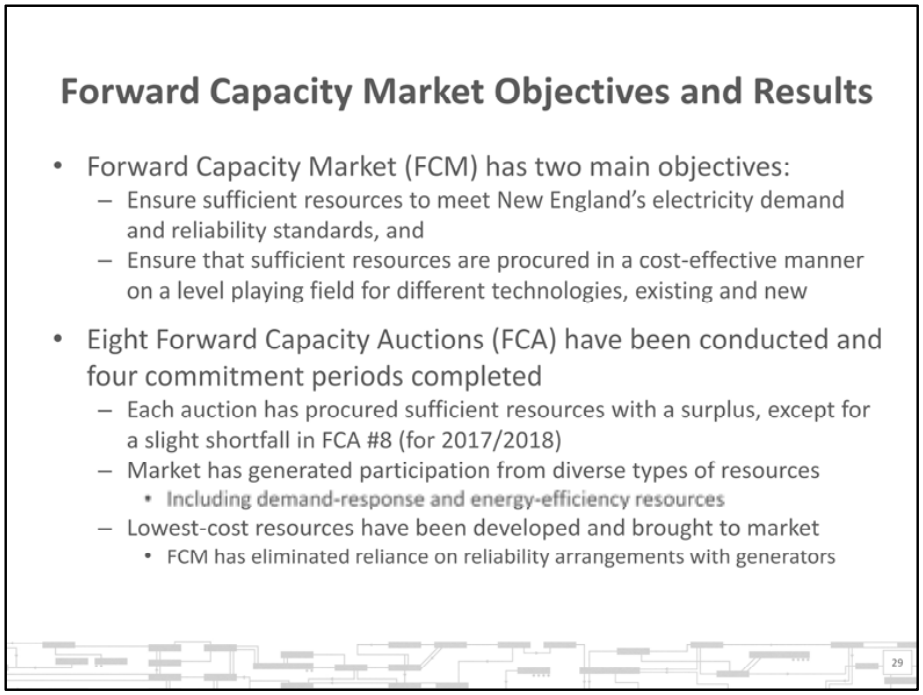

The supply and demand imbalance is evident in the region's Forward Capacity Market as well. That market is separate from the energy market, where electricity is bought and sold. The capacity market provides a forward payment to generators to produce electricity in three years' time. They only get this money if they actually produce electricity when needed. Before restructuring, utilities recouped the capital costs of the resources they built through cost-of-service rates, irrespective of whether the unit was able to run on the day it was called.

With restructuring, utilities in most New England states were required to sell their generation assets to private investors. The capacity market is designed to provide a contribution toward fixed costs that previously were recovered through rates when the power plants were owned by the state-regulated utilities. The capacity market ensures the region has sufficient resources to meet peak demand, with an annual auction to procure the level of resources we project will be needed in three years' time.

Until the generator retirements announced in late 2013, the region had been enjoying a capacity surplus and low capacity prices.

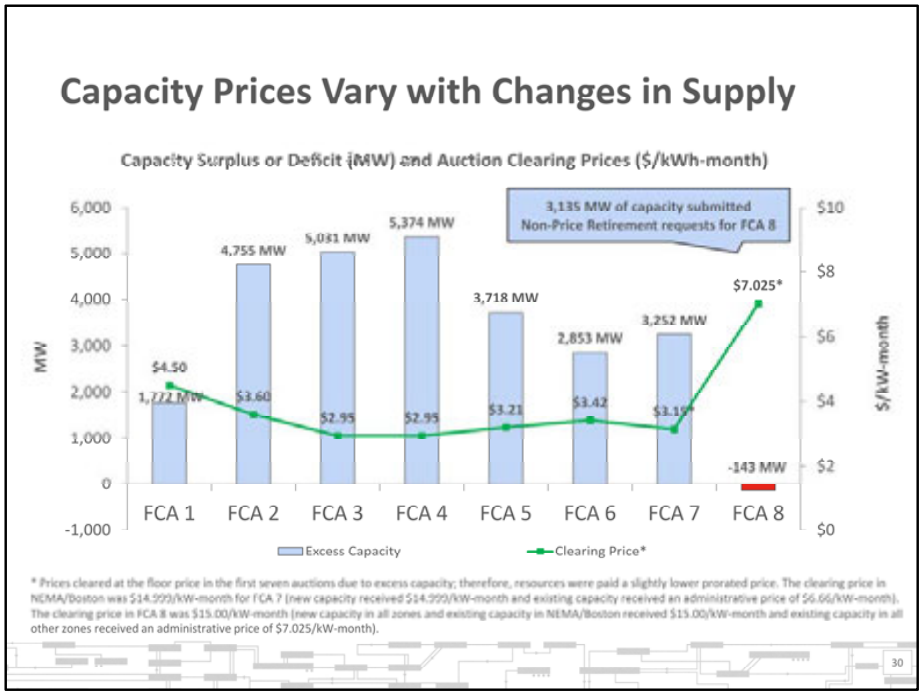

This chart shows the surplus capacity coming out of each capacity auction, until the shortfall in the Forward Capacity Market Auction #8, and the associated auction clearing price.

When the region had surplus capacity, capacity prices were generally low. For some generators, these prices were insufficient to cover their operating costs and capital investments. In many cases, environmental regulations were also requiring plant owners to make additional capital investments. Those are the primary forces behind the growing number of resource retirements.

The resource retirements have erased the surplus and led to the slight shortfall in capacity in the last Forward Capacity Market auction. The supply-and-demand dynamic kicks in again: A shortage of capacity results in higher capacity prices. The higher prices are sending a signal to the market that more resources are needed; in fact, that signal may be working—the applications to build generation jumped from about 6,100 megawatts last March to 9,500 megawatts in January.


IDENTIFYING RISKS, DEVELOPING SOLUTIONS
ISO new england

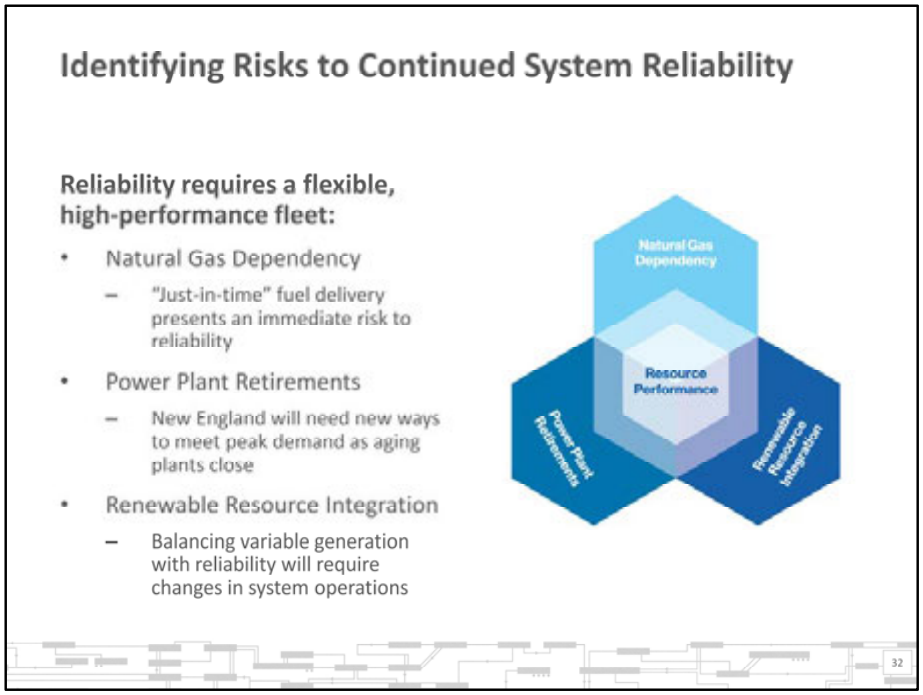

Several years ago, ISO New England identified the key challenges to maintaining power system reliability, with natural gas dependency the foremost risk to power system operations and resource retirements a close second.
The states' goals for clean energy are supporting the growing importance of renewable resources in the region's energy mix, and we've been preparing for integration of renewables for several years.

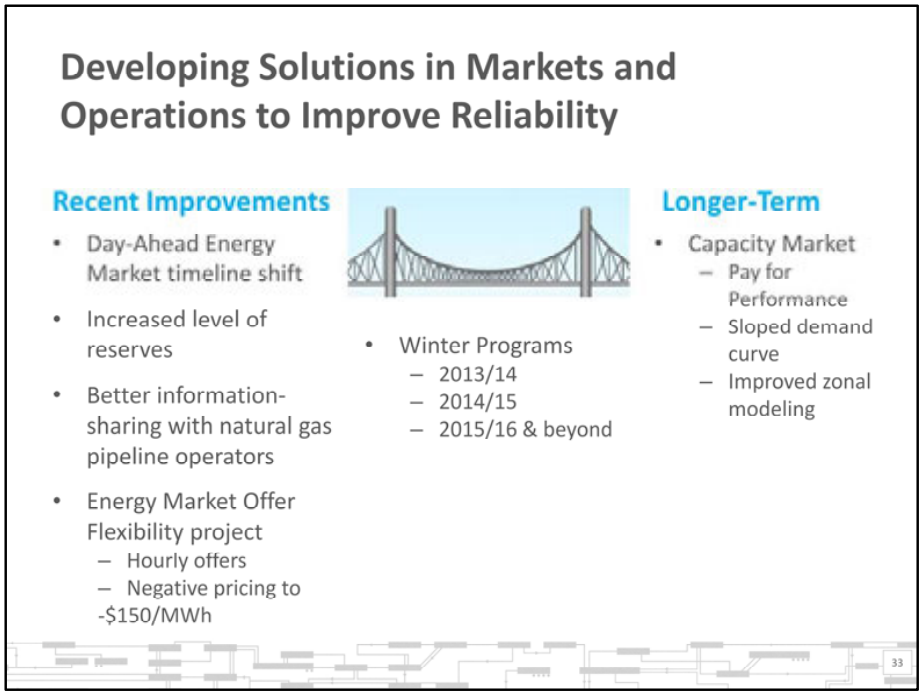

We identified these major risks, then rolled up our sleeves and worked with our stakeholders to evaluate an array of possible solutions that could be implemented in those areas where we have jurisdiction—that is, power system operations and wholesale electricity markets.
We looked for solutions that would address the root causes of the resource performance issues we were seeing. Our goal was to make changes that would keep markets competitive and the playing field level for all types of resources, while making sure generators could recoup the costs of investments needed to ensure they could perform when needed.
This slide contains a very short list of the many changes we've made.
Our coordination with the natural gas pipeline industry, formally initiated in 2004, has only gotten better.
We've increased the level of reserves we carry each day to be able to recover from unexpected outages or a shortfall of resources that can't make it online.
We shifted the deadlines for resource offers in the day-ahead market to more closely align with the natural gas trading schedule, so generators would have an easier time of securing gas for the following day.
We just completed a massive project to revise almost every software program at the ISO, allowing generators to revise their offers to provide power as frequently as every hour, as their fuel costs change. At the same time, we changed the minimum offer price to minus $150 per megawatt-hour.
Pay for Performance, a fundamental reform to the capacity market, will significantly boost incentives for resources to make the investments needed to ensure they can perform when we need them. Resources that overperform during times of system stress will receive more money, to be paid out by resources that underperform. That will go into effect in 2018-2019, for resources that clear in the upcoming capacity market auction.
There are several slides in the appendix that explain some of these projects more fully.



The ISO has extensively studied the region's natural gas dependency for power generation, assessed the growing demand for natural gas, and concluded that more energy infrastructure is needed—more pipeline, or more storage for liquefied natural gas and oil, or more alternative sources of energy—or, more likely, all of the above.
These study results are not unique—every study to date, including the recently issued Massachusetts study, has concluded that more energy infrastructure is needed.
Now the question is, where will the investment come from to address the need for additional energy infrastructure? As the previous slide illustrates, the ISO and power industry stakeholders have made extensive changes to the wholesale electricity markets and operations to address these ongoing reliability risks, but these changes alone may not be enough.

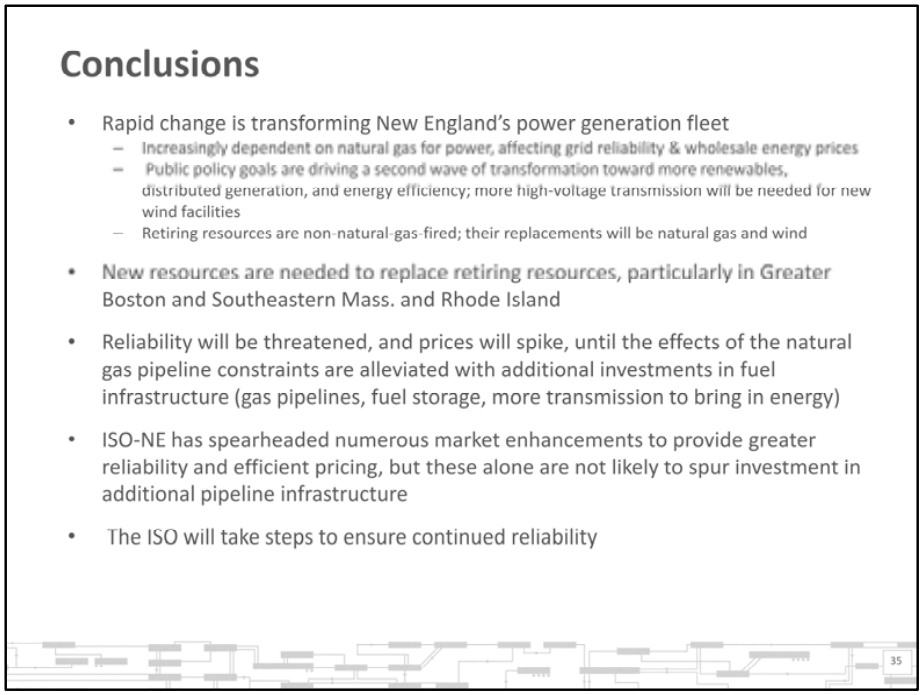

The region has made many of the transmission upgrades needed to bolster New England's high-voltage power system, though more is needed; and the competitive markets have successfully helped signal the need for new resources.

But the region's growing dependence on natural gas for power generation, combined with increased demand for natural gas for heating, has resulted in pipeline constraints and reliability risks that are only expected to grow.

The market forces that have brought increased natural gas-fired generation are squeezing other types of power plants out of the market, and these retirements are creating resource adequacy concerns and worsening the risks due to inadequate fuel arrangements.

Renewables, distributed generation such as solar, and energy-efficiency measures are a growing part of the resource mix, but they are not being added fast enough and at a scale large enough to fill the growing gaps.

To ensure power system reliability, additional energy infrastructure is needed. That could include more natural gas pipelines, more transmission lines to bring in energy, or more storage for LNG and oil—but it's likely to require a combination of all of the above.

The region faces a conundrum: who will be the customer to ensure new gas infrastructure is built? Will it be end-use electricity consumers or electricity producers (that is, generators)? Thus far, electric generators have not signed up for additional gas infrastructure and as a result, the New England states have been considering making an investment in additional gas infrastructure on behalf of consumers.

Until more infrastructure is added, consumers can expect volatile pricing for both natural gas and wholesale power, with price spikes when either the pipeline or power system is operating under stressed conditions.

Addressing the region's fuel adequacy and resource adequacy issues will not be easy or inexpensive. Until they are resolved, the ISO will take the steps needed to keep the lights on.


Questions
36


APPENDIX
ISO new england

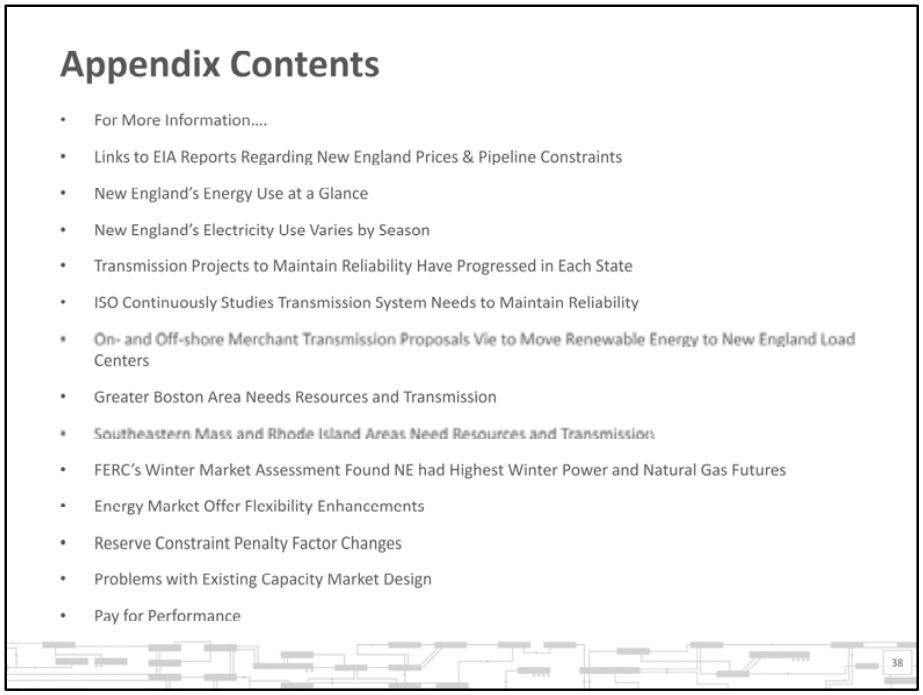

Appendix Contents

- For More Information….
- Links to EIA Reports Regarding New England Prices & Pipeline Constraints
- New England's Energy Use at a Glance
- New England's Electricity Use Varies by Season
- Transmission Projects to Maintain Reliability Have Progressed in Each State
- ISO Continuously Studies Transmission System Needs to Maintain Reliability
- On- and Off-shore Merchant Transmission Proposals Vie to Move Renewable Energy to New England Load Centers
- Greater Boston Area Needs Resources and Transmission
- Southeastern Mass and Rhode Island Areas Need Resources and Transmission
- FERC's Winter Market Assessment Found NE had Highest Winter Power and Natural Gas Futures
- Energy Market Offer Flexibility Enhancements
- Reserve Constraint Penalty Factor Changes
- Problems with Existing Capacity Market Design
- Pay for Performance

38

For More Information...

- Subscribe to the ***ISO Newswire***
  - *ISO Newswire* is your source for regular news about ISO New England and the wholesale electricity industry within the six-state region
- Log on to **ISO Express**
  - ISO Express provides real-time data on New England's wholesale electricity markets and power system operations
- Follow the ISO on **Twitter**
  - @isonewengland
- Download the **ISO to Go App**
  - ISO to Go is a free mobile application that puts real-time wholesale electricity pricing and power grid information in the palm of your hand



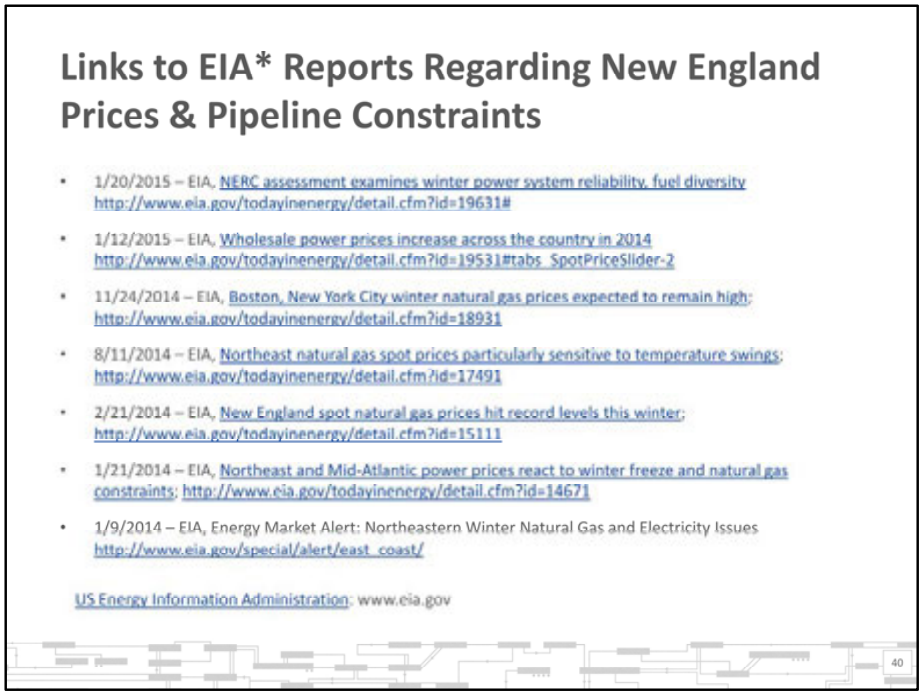

Links to EIA* Reports Regarding New England Prices & Pipeline Constraints

- 1/20/2015 – EIA, NERC assessment examines winter power system reliability, fuel diversity http://www.eia.gov/todayinenergy/detail.cfm?id=19631#
- 1/12/2015 – EIA, Wholesale power prices increase across the country in 2014 http://www.eia.gov/todayinenergy/detail.cfm?id=19531#tabs_SpotPriceSlider-2
- 11/24/2014 – EIA, Boston, New York City winter natural gas prices expected to remain high; http://www.eia.gov/todayinenergy/detail.cfm?id=18931
- 8/11/2014 – EIA, Northeast natural gas spot prices particularly sensitive to temperature swings; http://www.eia.gov/todayinenergy/detail.cfm?id=17491
- 2/21/2014 – EIA, New England spot natural gas prices hit record levels this winter; http://www.eia.gov/todayinenergy/detail.cfm?id=15111
- 1/21/2014 – EIA, Northeast and Mid-Atlantic power prices react to winter freeze and natural gas constraints; http://www.eia.gov/todayinenergy/detail.cfm?id=14671
- 1/9/2014 – EIA, Energy Market Alert: Northeastern Winter Natural Gas and Electricity Issues http://www.eia.gov/special/alert/east_coast/

US Energy Information Administration: www.eia.gov

40

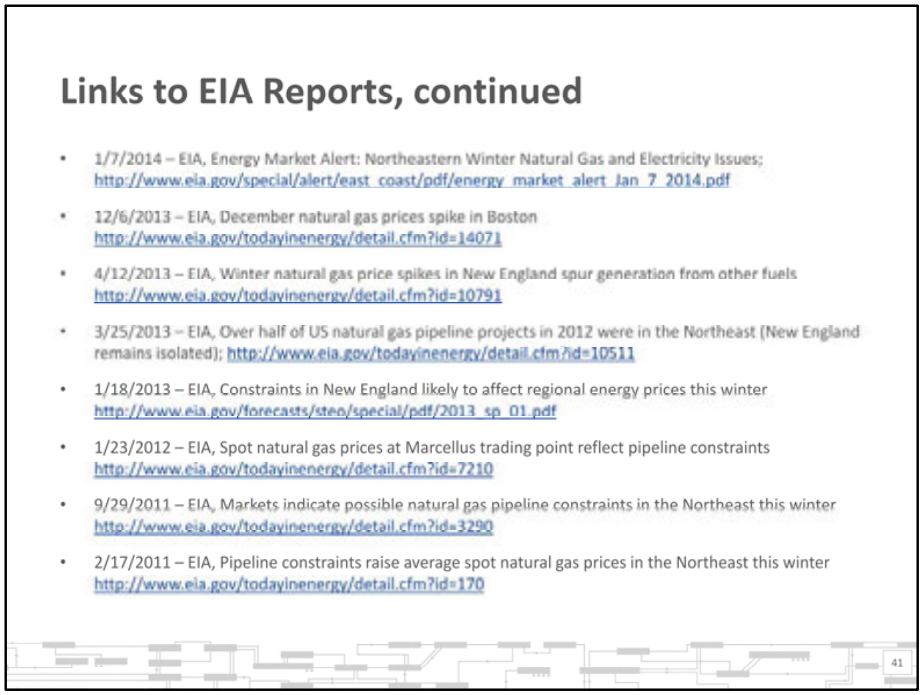

Links to EIA Reports, continued

- 1/7/2014 – EIA, Energy Market Alert: Northeastern Winter Natural Gas and Electricity Issues; http://www.eia.gov/special/alert/east_coast/pdf/energy_market_alert_Jan_7_2014.pdf
- 12/6/2013 – EIA, December natural gas prices spike in Boston http://www.eia.gov/todayinenergy/detail.cfm?id=14071
- 4/12/2013 – EIA, Winter natural gas price spikes in New England spur generation from other fuels http://www.eia.gov/todayinenergy/detail.cfm?id=10791
- 3/25/2013 – EIA, Over half of US natural gas pipeline projects in 2012 were in the Northeast (New England remains isolated); http://www.eia.gov/todayinenergy/detail.cfm?id=10511
- 1/18/2013 – EIA, Constraints in New England likely to affect regional energy prices this winter http://www.eia.gov/forecasts/steo/special/pdf/2013_sp_01.pdf
- 1/23/2012 – EIA, Spot natural gas prices at Marcellus trading point reflect pipeline constraints http://www.eia.gov/todayinenergy/detail.cfm?id=7210
- 9/29/2011 – EIA, Markets indicate possible natural gas pipeline constraints in the Northeast this winter http://www.eia.gov/todayinenergy/detail.cfm?id=3290
- 2/17/2011 – EIA, Pipeline constraints raise average spot natural gas prices in the Northeast this winter http://www.eia.gov/todayinenergy/detail.cfm?id=170

41

New England's Energy Use at a Glance

- **6.5 million** households and businesses; **14 million** population
- **28,130 MW** all-time summer peak demand set on August 2, 2006
- **22,818 MW** all-time winter peak demand set on January 15, 2004
- Region's *peak* demand forecasted to grow **1.3%** annually
- Region's *overall* electricity demand forecasted to grow **1.0%** annually
- Energy efficiency slows growth in peak demand and flattens overall electricity demand



42

New England's Electricity Use Varies by Season

Air-conditioning and lighting loads drive seasonal peaks

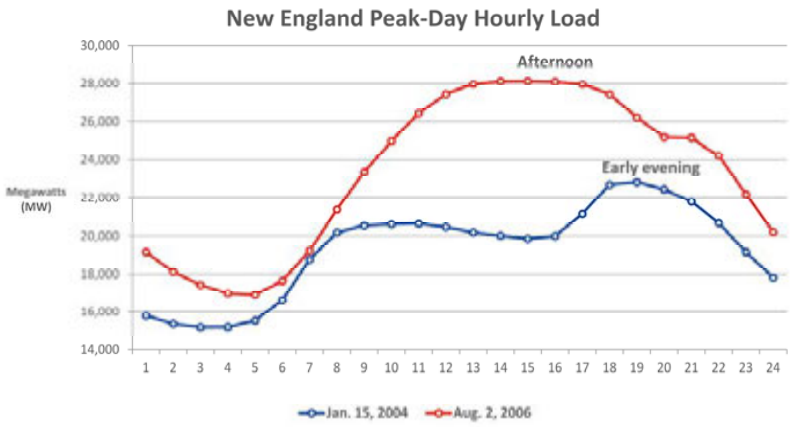

Transmission Projects to Maintain Reliability Have Progressed in Each State

1. Southwest CT Phases I & II
2. Boston NSTAR 345 kV Project, Phases I & II
3. Northwest Vermont
4. Northeast Reliability Interconnect
5. Monadnock Area
6. New England East-West Solution
   a. Greater Springfield Reliability Project
   b. Rhode Island Reliability Project
   c. Interstate Reliability Project
7. Southeast Massachusetts
   a. Short-term upgrades
   b. Long-term Lower SEMA Project
8. Maine Power Reliability Program
9. Vermont Southern Loop
10. Merrimack Valley/North Shore Reliability
11. New Hampshire/Vermont Upgrades



Source: RSP Transmission Project Listing, October 2014; (does not include "concept" projects)

44

ISO Continuously Studies Transmission System Needs to Maintain Reliability

1. Greater Hartford and Central Connecticut
2. Southwest Connecticut
3. Eastern Connecticut
4. Southeast Massachusetts and Rhode Island
5. Greater Boston
6. Pittsfield and Greenfield
7. New Hampshire and Vermont
8. Maine



Source: ISO New England Key Study Areas at http://www.iso-ne.com/system-planning/key-study-areas

45

On- and Off-shore Merchant Transmission Proposals Vie to Move Renewable Energy to New England Load Centers

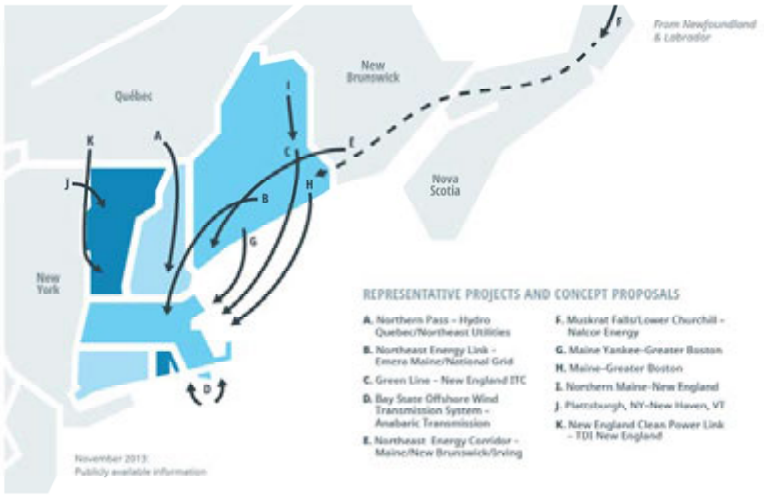

REPRESENTATIVE PROJECTS AND CONCEPT PROPOSALS

A. Northern Pass – Hydro Quebec/Northeast Utilities
B. Northeast Energy Link – Emera Maine/National Grid
C. Green Line – New England ITC
D. Bay State Offshore Wind Transmission System – Anabaric Transmission
E. Northeast Energy Corridor – Maine/New Brunswick/Irving
F. Muskrat Falls/Lower Churchill – Nalcor Energy
G. Maine Yankee-Greater Boston
H. Maine–Greater Boston
I. Northern Maine–New England
J. Plattsburgh, NY–New Haven, VT
K. New England Clean Power Link – TDI New England

Note: These projects are NOT reliability projects, but ISO New England' s role is to ensure the reliable interconnection of these types of projects.

46

Greater Boston Area Needs Resources and Transmission

- Electricity demand is rising, while at the same time internal resources and transmission supplying the area are limited
- Generator retirements and delays to new generation projects add to challenges
- System operators are challenged given the limited transmission import capability
- Long-term transmission solutions (scheduled to be in service by the 2017–2018 timeframe) are long overdue



Greater Boston includes Boston and the North Shore

47

Southeastern Mass and Rhode Island Areas Need Resources and Transmission

- A SEMA/RI area study, led by the ISO, shows overloads of transmission facilities following contingencies
- Brayton Point retirement led ISO to restudy the area, and potential new FCM resources, if realized, could prompt further restudy
- ISO and stakeholders are reviewing needs and potential market resource alternatives



SEMA/RI is the area south of Boston, plus Cape Cod, and Rhode Island

48

FERC's Winter Market Assessment Found NE had Highest Winter Power and Natural Gas Futures

Futures Prices Elevated

	Location	2015^	2014*
Gas	Algonquin (New England)	$21.45	$11.76
Gas	Transco Zone 6 non-NY (Mid-Atlantic)	$9.09	$4.78
Gas	Dominion South (Marcellus)	$2.85	$3.66
Gas	Southern California Border	$4.30	$3.95
Gas	Henry Hub	$4.08	$3.87
Power	Massachussets Hub	$183.88	$99.88
Power	PJM Western Hub	$72.60	$44.90
Power	Northwest (Mid-C)	$37.73	$35.75
Power	Southern California (SP-15)	$46.13	$42.25

Source: Derived from ICE and Nymex data.

*January and February 2015 as of October 1 2014

^January and February 2014 as of October 1 2013

*SP-15 2014 prices from October 31 2013

*Power Note: Prices in $/MWh. Peak financial swap prices.

*Gas Note: Prices in $/MMBtu. Regional futures natural gas prices are the sum of the Henry Hub futures contract price plus the regional basis futures.

Source: FERC's Winter 2014-2015 Energy Market Assessment, October 16, 2014

49

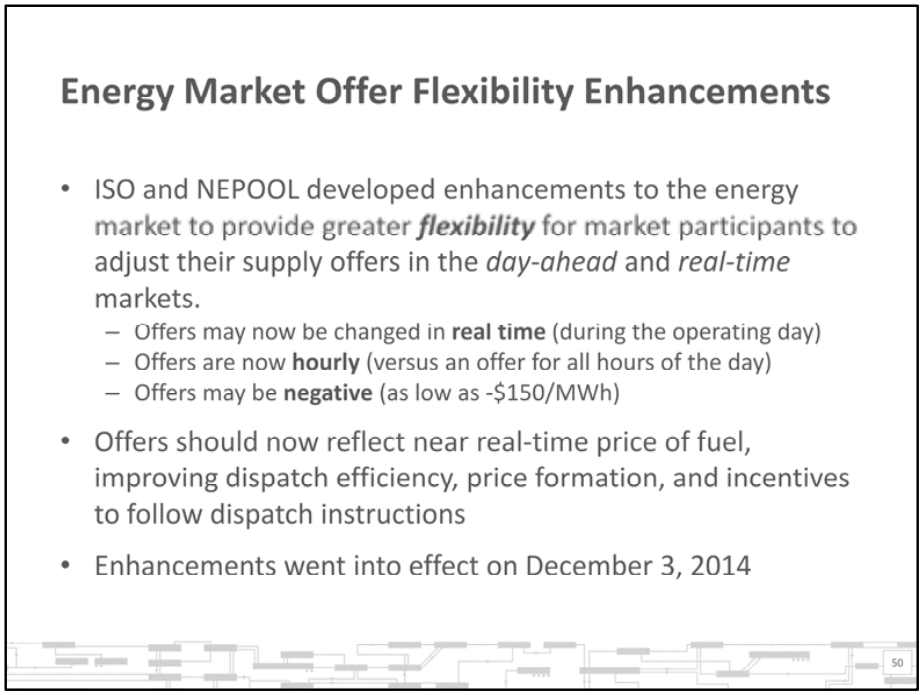
Energy Market Offer Flexibility Enhancements
• ISO and NEPOOL developed enhancements to the energy market to provide greater flexibility for market participants to adjust their supply offers in the day-ahead and real-time markets.
– Offers may now be changed in real time (during the operating day)
– Offers are now hourly (versus an offer for all hours of the day)
– Offers may be negative (as low as -$150/MWh)
• Offers should now reflect near real-time price of fuel, improving dispatch efficiency, price formation, and incentives to follow dispatch instructions
• Enhancements went into effect on December 3, 2014
50

Reserve Constraint Penalty Factor Changes

- When reserves are scarce (below required amounts), real-time reserve prices are set at the Reserve Constraint Penalty Factor rates
  - The real-time reserve clearing price *is reflected in the energy price*
- Per FERC order, the Reserve Constraint Penalty Factor rates were increased
  - 30-Minute Operating Reserves from $500/MWh to $1,000/MWh
  - 10-Minute Non-Spinning Reserves from $850/MWh to $1,500/MWh
- This is also expected to enhance incentives to perform in the near-term until larger capacity market reforms take effect
- Enhancements went into effect on December 3, 2014

Problems with Existing Capacity Market Design

- *Currently*, capacity payments are linked to resource *availability* and poorly linked to resource *performance*
  - Performance means actual delivery of energy or reserves
- Consequently, supply offers do not include the value of performance
- The market doesn't distinguish between resources based on performance, hence there is little incentive for resource owners to make investments to improve performance

ISO New England's pay-for-performance proposal is a comprehensive solution

52

Pay for Performance

- Capacity payments will be closely tied to performance during system deficiencies—the amount of energy and/or reserves provided
- Provides strong incentives for resources to make investments that improve performance
  - Examples: more secure fuel arrangements, capital improvements, improved maintenance and staffing, etc.
- Market participants have the *flexibility* to select the best, least-cost investments to ensure performance
- Goes into effect in 2018-2019 for resources that clear in FCA #9



53

Information Request NEER-1-36

Request:

Refer to NG-TJB/JEA-1 at 40-41. At 40:19-41:1, Mr. Brennan and Mr. Allocca assert that "[a] local LNG facility would be able to liquefy domestically produced gas from the Marcellus region at relatively lower costs when gas prices are typically lower during the off-peak summer period."

(a) Please separately identify the volumes of domestically produced gas from the Marcellus region that could be liquefied at the identified "local LNG facility" during the off-peak seasons using (i) currently existing pipeline capacity, (ii) currently existing pipeline capacity plus the incremental capacity expected from the Algonquin Incremental Market, Connecticut Expansion, and Atlantic Bridge projects, and (iii) currently existing pipeline capacity plus the incremental capacity expected from the Algonquin Incremental Market, Connecticut Expansion, and Atlantic Bridge projects plus the proposed Access Northeast Project.

(b) Please state the basis for any assertion that development of the proposed Access Northeast Project would result in a local LNG facility liquefying additional volumes of domestically produced gas during the off-peak seasons relative to the amounts liquefied under scenarios NEER-1-36(a)(i) and NEER-1-36(a)(ii).

(c) Please provide all inputs, calculations, workpapers, and algorithms that support your response to NEER-1-31.

Response:

(a) The local LNG facility referenced in Exhibit NG-TJB-JEA-1 is the LNG facility proposed by Spectra as part of the Access Northeast project. This facility will provide for the liquefaction of up to 54 million cubic feet per day up to a total of 6.8 billion cubic feet (approximately 6,400,000 MMBtu after accounting for heel gas and an assumed Btu content of 1,030 Btu per cubic foot). Upon completion of the Access Northeast project, this capacity will be available to liquefy domestically produced gas from the Marcellus shale region with or without the other projects identified above. Any party contracting for the ANE project would have firm capacity to transport gas to the plant up to their maximum daily injection quantity during the liquefaction season to fill their storage capacity. Alternatively, the plant could use existing Algonquin capacity to deliver the gas to the facility for liquefaction. It is irrelevant as to which contracts are actually used to transport the gas to the plant (existing AGT capacity, AGT AIM capacity, AGT Atlantic

Bridge capacity or AGT ANE capacity) as long as the holders of ANE capacity control sufficient capacity to serve their liquefaction needs and are willing to use it for that purpose.

(b) As noted above, as long as a party to an ANE contract is willing to use their ANE capacity to provide liquefaction volumes to the plant, it does not a matter what contracts they use to supply the gas, as long as they schedule a sufficient amount of gas to fill their storage capacity.

(c) There are no calculations, work-papers or algorithms necessary to support the response to Information Request NEER-1-36.

Information Request NEER-1-37

Request:

Refer to NG-TJB/JEA-1 at 40-41. At 40:19-41:3, Mr. Brennan and Mr. Allocca state that a "local LNG facility would be able to liquefy domestically produced gas from the Marcellus region at relatively lower costs when gas prices are typically lower during the off-peak summer period [which] would insulate the facility from the volatility of world LNG markets as the cost of imported LNG for summer refills is more reflective of winter prices."

(a) State the basis for the assertion that a local LNG facility's ability to liquefy domestically produced gas at a relatively lower cost during the off-peak summer period would insulate the facility from the volatility of world LNG markets and provide all data, calculations workpapers and documents supporting the assertion.

(b) Please provide all data, calculations, workpapers, and documentation used to determine the "volatility of world LNG markets."

(c) Please provide all data, calculations, workpapers, and documents supporting the statement "the cost of imported LNG for summer refills is more reflective of winter prices."

Response:

(a) An LNG facility that can access and liquefy domestically produced gas from the Marcellus region during the off-peak summer period would be insulated from the volatility of world LNG markets because it would have no need to compete for gas in that market.

(b) The reference to "volatility of world LNG markets" is based on the Company's participation in, and knowledge of, the market and is supported by publicly available data. For example, the graph provided as Attachment NEER-1-37(a) was published by the U.S. Energy Information Administration ("EIA") and shows the significant fluctuation in the price of U.S. Natural Gas LNG Imports from 1997 through 2015.

(c) The referenced statement is based on the Company's participation in these markets and is supported by publicly available data. For example, the table below compares (a) the price of U.S. LNG Imports (as reported by the EIA) to (b) the Tetco M3 Index for 2013, 2014 and 2015 (as reported by Platts). The data shows that in each year, the summer price of imported LNG is higher than the winter price for domestic supplies.

U.S. LNG Import Price vs Domestic Index

Year	Month	U.S. LNG Imports * ($ per Mcf)	LNG Summer Averages (Apr - Oct)	Tetco M3 Index ** ($ per MMBtu)	Tetco M3 Index*** ($ per Mcf)	Tetco M3 Winter Averages (Nov - Mar)
2015	Dec	4.02		2.04	1.97	
2015	Nov	4.2		1.44	1.39	1.68
2015	Oct	12.38		1.28	1.23	
2015	Sep	6.03		1.26	1.21	
2015	Aug	3.45		1.35	1.30	
2015	Jul	4.53	6.72	1.43	1.38	
2015	Jun	6.29		1.53	1.47	
2015	May	6.04		1.49	1.44	
2015	Apr	8.31		1.56	1.50	
2015	Mar	8.1		3.65	3.52	
2015	Feb	9.13		5.14	4.95	
2015	Jan	10.9		4.47	4.31	3.91
2014	Dec	7.45		4.64	4.47	
2014	Nov			2.37	2.28	
2014	Oct	4.63		2.2	2.12	
2014	Sep	8.73		2.16	2.08	
2014	Aug	6.56		2.57	2.48	
2014	Jul	11.8	9.36	3.2	3.08	
2014	Jun	10.48		3.32	3.20	
2014	May	5.99		4.02	3.87	
2014	Apr	17.34		4.4	4.24	
2014	Mar	8.47		5.89	5.67	
2014	Feb	10.99		13.39	12.90	
2014	Jan	7.13		5.33	5.13	6.15
2013	Dec	8.75		3.94	3.80	
2013	Nov	4.62		3.39	3.27	
2013	Oct	5.79		3.46	3.33	
2013	Sep	9.96		3.38	3.26	
2013	Aug	7.42		3.33	3.21	
2013	Jul	4.59	6.55	3.69	3.55	
2013	Jun	8.65		4.24	4.08	
2013	May	4.51		4.3	4.14	
2013	Apr	4.9		4.17	4.02	
2013	Mar	5.03		3.69	3.55	
2013	Feb	4.47		3.94	3.80	3.80
2013	Jan	7.86		4.19	4.04	

* Source: U.S. Energy Information Administration

** As reported in Platts Inside FERC

*** Assuming 1.038 MMBtu per Mcf

Price of U.S. Natural Gas LNG Imports

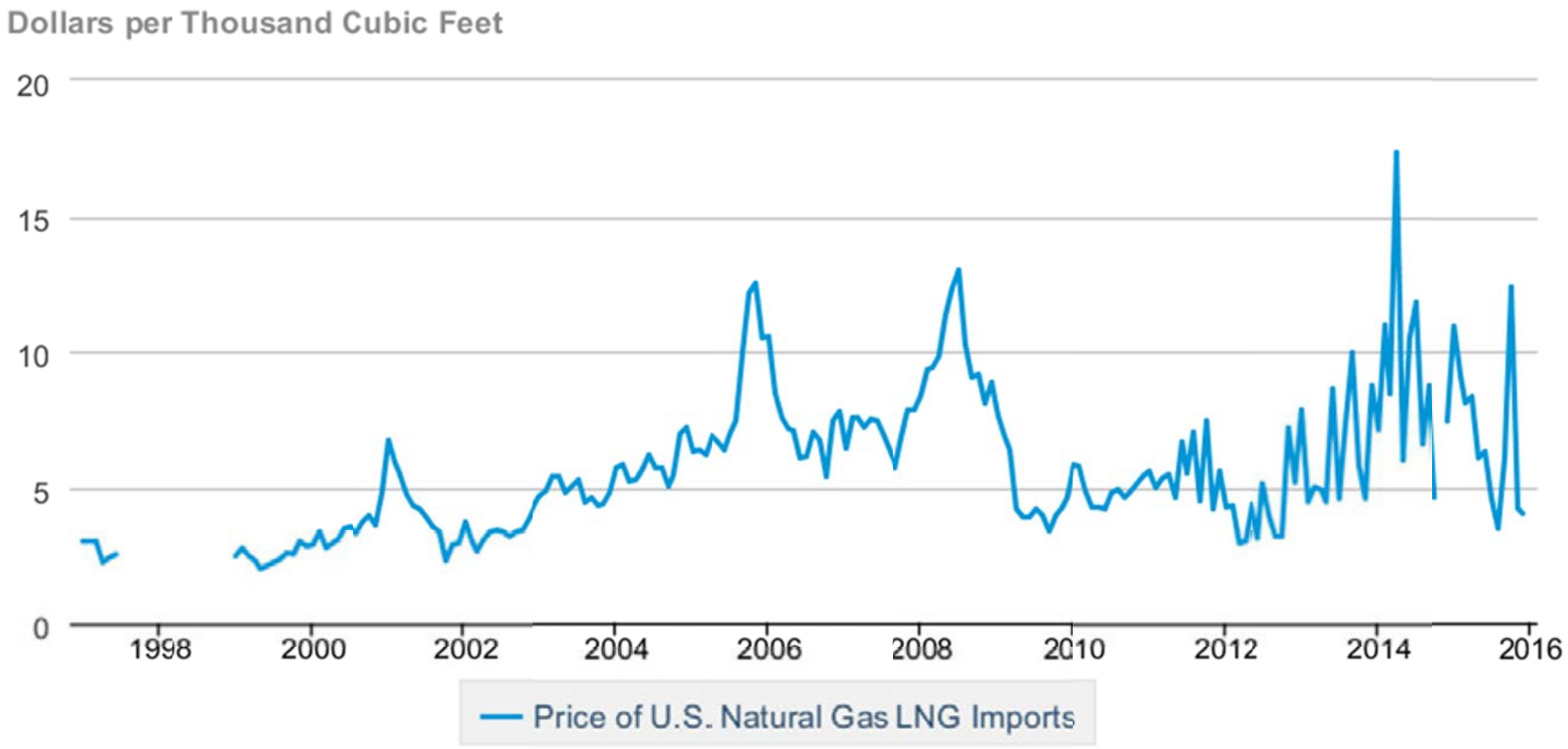

Source: U.S. Energy Information Administration

Information Request NEER-1-38

Request:

Refer to NG-TJB/JEA-1 at 46-47. At 46:9-13, Mr. Brennan and Mr. Allocca assert that the NED project undertaken alone results in net benefits of $1.4 billion per year. At 47:7-8, Mr. Brennan and Mr. Allocca assert that the "two pipeline solution" [including both the ANE and NED projects] results in net benefits of $1.2 billion per year. Is it National Grid's testimony that NED as a second project, i.e., given the existence of ANE, results in a negative net benefit to consumers of $0.2 billion per year? If so, explain why National Grid proposed both ANE and NED. If not, explain why not.

Response:

Each of the net-benefits analyses performed for National Grid by Black & Veatch started with a common base case in which the existence of neither the NED Project nor the ANE Project was assumed. In comparison to that common base case, the analysis of adding the ANE Project alone resulted in projected economic net-benefits to electric customers in New England of over $1.1 billion per year on a levelized annual basis, the analysis of adding the NED Project alone resulted in net-benefits of approximately $1.4 billion per year, and the analysis of adding both projects to the system, the two pipeline solution, resulted in projected net-benefits of over $1.2 billion per year.

Using the results of the analyses described above, Black & Veatch then conducted a risk-adjusted expected value analysis, over the full range of probabilities of success which could be assumed for each project, to determine probability-weighted expected net-benefits values of moving forward with the ANE Project only, moving forward with the NED Project only, and moving forward with both projects together.

As is reported by Black & Veatch, "across the joint distribution of the independent probabilities of successful project completion for ANE and NED … , contracting on both ANE and NED pipelines has the highest risk-adjusted expected value under most scenarios after factoring in the probability of project successes. Unless NED's probability of success is greater than or equal to 90%, contracting with both ANE and NED is the best option." (Exh. NG-JNC-3, at 27).

Please also refer to Exhibit NG-JNC-3 at 26-27 and Exhibit NEER-1-22 for further explanation of how Black & Veatch calculated these risk-adjusted expected values.

Prepared by or under the supervision of: Timothy J. Brennan

Information Request NEER-1-39

Request:

Refer to NG-TJB/JEA-1 at 47. At 47:13-15, Mr. Brennan and Mr. Allocca assert that a two pipeline solution "will mitigate the possibility of regional electric prices continuing to be set higher than necessary as a result of certain gas-fired generation not having access to sufficient natural gas capacity."
(a) Please define "higher than necessary" as employed in that statement.

(b) Please provide all analyses, data and inputs, in native format, and calculations used in support of the statement that electric prices will be "set higher than necessary."

Response:

(a) "Higher than necessary" as used in this statement could be defined as being above the prices that would be expected with natural gas infrastructure adequate to provide enough firm capacity service to the region for the gas-fired generation to generally have year-round access to the domestic gas supplies at prices reasonably reflective of the production supply area prices plus the cost of transportation to New England.

(b) Please refer to Exhibit NG-TJB/JEA-1, at 11 through 15 for the testimony, including charts and tables, providing support for the statement that electric prices will be "set higher than necessary." Please also see the information provided in the responses to Information Requests NEER-1-23, NEER-1-24, and NEER-1-25.

Information Request NEER-1-40

Request:

Refer to NG-TJB/JEA-1 at 47. At 47:15-18, Mr. Brennan and Mr. Allocca state: "If only a portion of the gas-fired generation in New England has firm access to lower-priced natural gas, there will likely be instances in which gas-fired generation located on a pipeline on which capacity continues to be constrained will be paying relatively higher prices. Thus, when those gas-fired generators are either setting the wholesale price or are unable to obtain natural gas resulting in higher-cost generating resources from being dispatched, higher electric prices for all of New England will persist."

(a) State the basis for the statement that, "if only a portion of the gas-fired generation in New England has firm access to lower-priced natural gas, there will likely be instances in which gas-fired generation located on a pipeline on which capacity continues to be constrained will be paying relatively higher prices" and provide all evidence, documentary as well as inputs, calculations, workpapers, and algorithms used in support of this statement.

(b) Please identify the generators, the generating facilities and all expected days and hours of operation that a generating facility will be paying relatively higher prices and when those gas-fired generators are either setting the wholesale price or are unable to obtain natural gas.

Response:

(a) The basis for the referenced statement is nothing more than common understanding of how energy market clearing prices are set and common understanding of what has been experienced for the past several years in New England. This common understanding has been stated clearly and simply by the independent system operator, ISO-New England, as follows:

> "Because so much of New England's generating capacity runs on natural gas, the price of this single fuel source sets the price for wholesale electricity about 70% of the time. Both electricity and gas prices have seen dramatic swings in recent years. Behind these ups and down is the region's inadequate natural gas delivery infrastructure, which can cause price spikes." http://iso-ne.com/about/key-stats/markets

(b) Even if all of the required generator specific data was made available, it would not be possible to accurately provide the requested identifications and predictions given that they would be so dependent on the specific conditions, and even certain combinations of conditions, which could only become evident in real-time.

Prepared by or under the supervision of: Timothy J. Brennan

Information Request NEER-1-41

Request:

Refer to NG-TJB/JEA-1 at 48. At 48:2-3, Mr. Brennan and Mr. Allocca refer to the potential of a "significant [pipeline] outage or constraint" on either of the proposed ANE or NED projects.

(a) Please identify the probability of a significant outage on either project.

(b) Please identify the probability of a significant constraint on either project.

(c) Please provide all analyses, data and inputs, in native format, and calculations used in support of the statement.

Response:

(a) The statement above was simply noting that the diversity afforded by a "two-pipeline solution" would enhance reliability. While we cannot precisely identify the probability of a significant outage or constraint on either project, we know from experience, that such have occurred on pipelines in the past and will occur from time to time. If the two pipelines are built, the impact of an outage or constraint on either project would be mitigated.

(b) Please refer to (a) above.

(c) There are no analyses, data or calculations supporting this statement.

Prepared by or under the supervision of: Stephen A. McCauley

Information Request NEER-1-42

Request:

Refer to NG-TJB/JEA-1 at 56. At 56:16-17, Mr. Brennan and Mr. Allocca state: "Project solutions were required to have a regional scale, ranging from a minimum of 500,000 MMBtu/day to a maximum of 2,000,000 MMBtu/day." Explain how the required range was determined and how it was determined to be a "key" criterion. Include in your response all inputs, calculations, workpapers, and algorithms employed.

(a) Please explain how 500,000 MMBtu/day was identified as a minimum scale. Include in your response all inputs, calculations, workpapers, and algorithms employed.

(b) Please explain how 2,000,000 MMBtu/day was identified as a maximum scale. Include in your response all inputs, calculations, workpapers, and algorithms employed.

Response:

(a),(b) There have been numerous studies, analyses and publications regarding the solution size for New England's natural gas infrastructure. A summary of these investigations are shown in Attachment NEER1-42(a) and each document determined that there was a need for gas infrastructure solutions. The Company determined that the range of 500,000 MMBtu to 2,000,000 MMBtu would satisfy existing and future generator requirements in a reliable manner at a reasonable cost. The incremental capacity to serve generators is critical as generators lacking adequate capacity can have a significant market impact on reliability and market prices and therefore was deemed a key criterion. This minimum amount was also intended to attract the size and scale of infrastructure projects that would have a lasting and significant impact on the regions energy infrastructure deficiencies to alleviate volatile prices and improve gas and power reliability in the region. The upper end of the range was selected because larger project sizes would fall outside the upper range of any of the studies.

Date	Company	Sponsor	Title	Referenced Gas Pipeline Solution or Regional Deficit (Maximum Daily Quantity per Day)
Jun-12	ICF International	ISO New England	P1: Assessment of New England's Natural Gas Pipeline Capacity to Satisfy Short and Near-Term Power Generation Needs	400k - 1.2 BCFD
Dec-12	Black & Veatch	NESCOE	Natural Gas Infrastructure and Electric Generation: A Review of Issues Facing New England	See Sep -13 Report
Apr-13	Black & Veatch	NESCOE	New England Natural Gas Infrastructure and Electric Generation: Constraints and Solutions	See Sep -13 Report
Sep-13	Black & Veatch	NESCOE	Natural Gas Infrastructure and Electric Generation: Proposed Solutions for New England – Base Case Analysis	Up to 1.2 BCFD
Sep-13	ICF International	ISO New England	Gas-Fired Power Generation in Eastern New York and its Impact on New England's Gas Supplies	Pipe Constrained but not quantified
Oct-13	ICF International	GDF SUEZ North America	Options for Serving New England Natural Gas Demand	No need
Dec-13	ICF International	ISO New England	P2: Assessment of New England's Natural Gas Pipeline Capacity to Satisfy Short and Near-Term Power Generation Needs	250k - 1.5 BCFD
Feb-14	Sussex Economic Advisors	Maine PUC	Review of Natural Gas Capacity Options	400k/d to 1 BCFD
Feb-14	Competitive Energy Solutions	The Industrial Enegry Consumer	Assessing Natural Gas Supply Options for New England and their Impacts on Natural Gas and Electricity Prices	
May-14	ICF International	GDF Suez Gas North America	New England Natural Gas Supply and Demand: Post-Winter Review	No need
Sep-14	Levitan & Associates	Eastern Interconnection Planning Collaborative (Department of Energy)	Gas-Electric System Interface Study Target 2 Report Evaluate the Capability of the Natural Gas Systems to Satisfy the Needs of the Electric Systems	Pipe Constrained but not quantified
Nov-14	ICF International	ISO New England	P2F: Assessment of New England's Natural Gas Pipeline Capacity to Satisfy Short and Near-Term Electric Generation Needs	250k - 1.3 BCFD
Jan-15	Synapse Energy Economics	Massachusetts DOER	Massachusetts Low Gas Demand Analysis: Final Report	600k/d- 900k/d
Feb-15	ICF International	Eversource Energy and Spectra Energy	Access Northeast Project – Reliability Benefits and Energy Cost Savings to New England	250k - 1.3 BCFD
Apr-15	Synapse Energy Economics	Avoided Energy Supply Component Study Group	Avoided Energy Supply Costs in New England: 2015 Report	Multi-pipe project scenarios
Jun-15	London Economics Int. LLC	Maine PUC	Maine Energy Cost Reduction Act: Cost benefit analysis of ECRC proposals	N/A
Aug-15	Energyzt Advisors, LLC	GDF SUEZ Energy North America	Report: Analysis of Alternative Winter Reliability Solutions for New England Energy Markets	No need
Aug-15	Energyzt Advisors, LLC	New England Power Generator's Association	Report: Winter Reliability Analysis of New England Energy Markets	No need
Aug-15	ICF International	Kinder Morgan	New England Energy Market Outlook – Demand for Natural Gas Capacity and Impact of the Northeast Energy Direct Project	1.5-2.2 BCFD
Aug-15	LaCapra Associates	New England Coalition for Affordable Energy	The Economic Impacts of Failing to Build Energy Infrastructure in New England	1.7 BCFD

Information Request NEER-1-43

Request:

Refer to NG-TJB/JEA-1 at 57. At 57:17-20, Mr. Brennan and Mr. Allocca note that the EDCs requested that respondents remove the country risk of origin and LNG shipping risk from the force majeure provisions. Please identify all instances in which force majeure on LNG to be delivered to Distrigas' Everett facility was declared as to either the country risk of origin or LNG shipping.

Response:

The Company is aware of two instances in which force majeure was declared in connection with deliveries of LNG to the Everett facility. The first instance occurred following the September 11, 2001 terrorist attacks which resulted in the closing of Boston Harbor and halted LNG deliveries. The second instance occurred in May 2012 when two pipeline explosions in Yemen caused GDF Suez to declare force majeure thereby impacting LNG deliveries.

Information Request NEER-1-44

Request:

Refer to NG-TJB/JEA-1 at 62-63. At 62:21-63:2, Mr. Brennan and Mr. Allocca state, "for the foreseeable future most of the new entry replacing such retiring resources will be gas-fired resources." Please identify by generating facility the "new entry" that will be replacing retiring resources and identify the technology, fuel type, and fuel switching capacity for each.

Response:

Following each annual forward capacity auction ("FCA"), ISO-NE provides a press release summarizing the results of the auction, and also files the finalized results with the Federal Energy Regulatory Commission ("FERC"). The names of the new capacity resources, locations by zone and sate, and quantities cleared are included within Attachment A of the FERC filing.

Provided below is selected text, applicable to the information requested, from the press releases associated with the past four annual FCAs. Also provided for each of these FCAs, is the internet address for the associated FERC filing.

FCA #7:

The following text is from the ISO-NE press release on the results of FCA #7 available at http://www.iso-ne.com/static-assets/documents/nwsiss/pr/2013/fca7_filing_final_02272013.pdf.

"Finalized results of New England's seventh Forward Capacity Market auction confirm that the auction functioned as designed: it procured the level of resources needed to meet demand in 2016/2017…For the New England power system as a whole, more than 38,570 megawatts (MW) of power plants and demand-side resources competed in the auction to provide the 32,968 MW of capacity that the ISO forecasts will be needed to meet regional demand in 2016/2017. … In the Northeast Massachusetts/Boston (NEMA/Boston) zone representing the North Shore and Greater Boston, the auction closed in the first round, at $14.999/kW-month, when a new resource sought to withdraw from the auction. If the new resource—a 674-megawatt power plant proposed by Footprint Power—had withdrawn from the auction, the NEMA/Boston zone would have been short of the resources needed to meet demand in 2016/2017. In a zone with insufficient competition such as NEMA/Boston, all new resources are paid the clearing price. This includes Footprint Power's resource and 47 MW representing two new demand resources, for a total of 721 MW."

Please refer also to Attachment A of the FERC filing of the FCA #7 finalized results at
http://www.iso-ne.com/static-assets/documents/regulatory/ferc/filings/2013/feb/er13_992_000_2_26_13_7th_fca_results_filing.pdf

FCA #8:

The following text is from the ISO-NE press release on the results of FCA #8 available at http://www.iso-ne.com/nwsiss/pr/2014/fca8_final_results_final_02282014.pdf.

"Finalized results ... confirm that the eighth Forward Capacity Market (FCM) auction concluded with a small deficit in the power system resources needed to meet consumer demand in New England in 2017– 2018. … Finalized auction results show that the region acquired 33,712 megawatts (MW) to be available in 2017–2018, 143 MW short of the 33,855 MW requirement. … Before the auction was conducted, resources totaling about 3,135 MW announced plans to retire, resulting in an insufficient level of resources in the auction to ensure a competitive outcome. … The capacity clearing price of $15.00/kW-month will be paid in 2017–2018 to about 1,380 MW of new capacity resources outside of the Northeast Massachusetts/Boston (NEMA/Boston) zone. … In NEMA/Boston, 3,085 MW of both new and existing resources will be paid $15.00/kW-month based on administrative pricing rules, while 674 MW of existing capacity that opted for a multi-year price commitment in a previous auction will be paid $14.99/kW-month."

Please refer also to Attachment A of the FERC filing of the FCA #8 finalized results available at
http://www.iso-ne.com/static-assets/documents/regulatory/ferc/filings/2014/feb/er14_1409_000_fca8_results_filing_2_28_2014.pdf

FCA #9:

The following text is from the ISO-NE press release on the results of FCA #9 available at http://www.iso-ne.com/static-assets/documents/2015/02/fca9_finalresults_final_02272015.pdf.

"New England's [9th] annual auction to acquire the power system resources needed to meet future demand concluded February 2 with 34,695 megawatts (MW) of capacity region-wide, including more than 1,400 MW of new resources needed to help replace generators that have recently retired or will retire in the next few years. The system-wide installed capacity requirement (ICR) for 2018-2019 is 34,189 MW…The region's need for new resources emerged in last year's auction when retirements totaling more than 3,000 MW led to a shortfall in the resources needed to meet demand in 2017-2018, leading to higher prices. The auction for 2018-2019 attracted significant new resources, including a new 725-MW dual-fuel unit and two 45-

MW units in Connecticut and a new 195-MW peaking power plant in SEMA/RI, totaling 1,060 MW. The auction also drew 367 MW of new demand-side resources."

Please refer also to Attachment A of the FERC filing of the FCA #9 finalized results at http://www.iso-ne.com/static-assets/documents/2015/02/er15-___-000_2-27-15_fca_9_results_filing.pdf

FCA #10:

The following text is from the ISO-NE press release on the results of FCA #10 available at http://www.iso-ne.com/static-assets/documents/2016/02/20160229_fca10_finalresults.pdf.

"The 10th Forward Capacity Market (FCM) auction (FCA #10), which was conducted on February 8, procured 35,567 megawatts (MW) of capacity to meet the 34,151 MW Installed Capacity Requirement (ICR) for 2019–2020. … The auction acquired 31,371 MW of generation, including 1,459 MW of new generation. This includes three large, dual-fuel power plants totaling 1,300 MW proposed for Southeast Massachusetts, Rhode Island, and Connecticut. These new power plants will help close the gap created by recent or pending retirements of more than 4,200 MW of coal, oil, and nuclear generation. … 6.8 MW from the first offshore wind farm under construction in the US cleared; and for the first time, fuel-cell facilities—two, 2.5 MW facilities in Connecticut—also cleared the auction. The region procured 27 MW of new wind resources, including the offshore facility, as well as 44 MW of new solar resources."

Please refer also to Attachment A of the FERC filing of the FCA #10 finalized results at http://www.iso-ne.com/static-assets/documents/2016/02/er16-___-000_2-29-16_fca_10_results_filing.pdf

Information Request NEER-1-45

Request:

Refer NG-TJB/JEA-1 at 68. At 68:15-17, Mr. Brennan and Mr. Allocca state: "The revenues generated by releasing capacity would be credited back to the EDCs' customers net of the administrative costs required to compensate the Capacity Manager." Please identify the projected capacity release revenues generated by month and year over the time horizon of the project. Please provide all data, calculations, workpapers, and algorithms used to determine such revenues.

Response:

In the calculation of benefits to EDC customers the Company assumed no capacity release credits. Any capacity release credits will be incremental to the benefits experienced due to lower electric prices.

Information Request NEER-1-46

Request:

Refer to NG-TJB/JEA-1 at 71-72. At 71:18-72:1, Mr. Brennan and Mr. Allocca state that "the proposed solution is meant to solve the problem of gas generators not having firm transportation capabilities with unconstrained natural gas commodity prices available to them."

(a) Please define the term "unconstrained natural gas commodity prices" as used in the above statement.

(b) Please provide all data, calculations, workpapers, and documents supporting the standard of "unconstrained natural gas commodity prices."

(c) Is the problem as defined by National Grid that gas generators do not have firm capacity or the absence of unconstrained natural gas commodity prices available to them?

Response:

(a) In this context the phrase "unconstrained natural gas commodity prices" refers to the price of natural gas in areas where there is adequate pipeline capacity delivered to a receipt point such that the price is stable under a wide range of demand scenarios. Please see the historical pricing of Dominion South Point found in Exhibit NG-TJB/JEA-1, at 12 as an example of an unconstrained natural gas commodity price. The Algonquin City-gate price listed on the same chart is an example of a location where there are constrained natural gas commodity prices.

(b) The Company did not use a particular standard to determine an unconstrained natural gas commodity price. The standard the Company used was to support solutions which lowered electric prices to the region. The development of incremental infrastructure helps meet that goal.

(c) The problem is high electric prices in New England and inadequate infrastructure.

Prepared by or under the supervision of: Stephen A. McCauley

Information Request NEER-1-47

Request:

Refer to NG-TJB/JEA-1 at 72. At 72:8-10, Mr. Brennan and Mr. Allocca state that "benefits will still be realized from the ANE and NED projects even if 'priority' releases are not allowed by the respective state commissions or FERC but not likely to the same extent as with priority release to generators first." State the basis for this assertion and provide all inputs, documentation, analyses, calculations, workpapers, and algorithms that support this assertion.

Response:

If FERC approves the waiver and capacity is first made available to generators, this will ensure generators have maximum access to transportation capacity with access to lower natural gas priced receipt points, thus leading to lower electricity market prices. If FERC does not approve the waiver, then generators will compete with non-generators for released capacity which may require the generator to bid higher for the capacity. In some cases, generators may be out-bid by non-generators for a portion of the available capacity. Even in a case where generators must compete with non-generators for released capacity and some of the released capacity is obtained by non-generators, the proposed pipeline projects will still likely provide substantial incremental capacity to generators, allowing them more direct access to lower-priced gas supply with resultant electricity market benefits. EDCs will likely receive higher revenues for the capacity released to the open market. This higher capacity release revenue will directly offset a greater portion of the cost of the pipeline contracts for the EDCs' customers.

Prepared by or under the supervision of: Stephen A. McCauley