

April 30, 2021

**VIA ELECTRONIC MAIL**

Luly E. Massaro, Division Clerk  
Rhode Island Division of Public Utilities and Carriers  
89 Jefferson Boulevard  
Warwick, RI 02888

**RE: Docket D-11-94 - Review of Preparedness and Restoration Efforts by the State's Electric Utility Companies Related to Tropical Storm Irene February 1, 2021 Storm Summary Report**

Dear Ms. Massaro:

In accordance with Order No. 20814 (November 20, 2012) in Docket D-11-94, I have enclosed an electronic version<sup>1</sup> of National Grid's<sup>2</sup> summary report on the planning and restoration activities associated with the February 1, 2021 storm event. Order No. 20814 directs National Grid to file a final written report with the Division within 90 days following major storm events. The Company is providing Appendices B through E to the storm summary report in Excel format.

The February 1, 2021 storm event likely will qualify for inclusion in the Company's Storm Contingency Fund. Accordingly, the Company is filing this storm summary report simultaneously with the Rhode Island Public Utilities Commission in Docket No. 2509.

Thank you for your attention to this transmittal. If you have any questions, please contact me at 401-784-7263.

Very truly yours,



Andrew S. Marcaccio

Enclosures

cc: Linda George, Division  
John Bell, Division  
Greg Booth, Division  
John Spirito, Esq.  
Christy Hetherington, Esq.  
Tiffany Parenteau, Esq.  
Leo Wold, Esq.

<sup>1</sup> Per practice during the COVID-19 emergency period, the Company is providing a PDF version of the storm report referenced above. The Company will provide the Division with one hard copy and, if needed, additional hard copies of this report at a later date.

<sup>2</sup> The Narragansett Electric Company d/b/a National Grid (National Grid or the Company).

National Grid

The Narragansett Electric Company

**Report on  
February 1, 2021 Event,  
Damage Assessment and  
Service Restoration**

April 30, 2021

Docket No. 2509

**Submitted to:**  
Rhode Island Public Utilities Commission

Submitted by:

**nationalgrid**

# Table of Contents

<b>I. EXECUTIVE SUMMARY .....</b>	<b>1</b>
<b>II. INCIDENT ANTICIPATION.....</b>	<b>2</b>
<b>A. Determination of Incident Classification .....</b>	<b>2</b>
<b>B. Activation of Incident Command System (ICS).....</b>	<b>2</b>
<b>III. THE STORM AND ITS IMPACT .....</b>	<b>3</b>
<b>A. Forecast.....</b>	<b>3</b>
<b>B. Impact .....</b>	<b>4</b>
<b>IV. RESTORATION.....</b>	<b>7</b>
<b>A. Timing and Priority of Service .....</b>	<b>7</b>
<b>B. Restoration Coordination.....</b>	<b>7</b>
<b>C. Personnel Resources .....</b>	<b>8</b>
<b>V. COMMUNICATIONS DURING AND AFTER THE EVENT.....</b>	<b>9</b>
<b>A. Communication Regarding Estimated Times of Restoration.....</b>	<b>9</b>
<b>B. Intra-Company.....</b>	<b>9</b>
<b>C. Public Officials .....</b>	<b>9</b>
<b>D. Customers .....</b>	<b>10</b>
<b>E. Media.....</b>	<b>12</b>
<b>VI. TECHNOLOGY ISSUES.....</b>	<b>12</b>
<b>VII. CONCLUSION .....</b>	<b>12</b>

**REPORT ON BEHALF OF  
THE NARRAGANSETT ELECTRIC COMPANY d/b/a NATIONAL GRID  
ON THE FEBRUARY 1, 2021 STORM DAMAGE ASSESSMENT AND SERVICE  
RESTORATION EFFORTS**

**I. EXECUTIVE SUMMARY**

The Narragansett Electric Company d/b/a National Grid (the “Company”) presents the following report on the planning and restoration activities associated with the February 1, 2021 Storm (“February 1, 2021 Storm” or the “Storm”), which impacted Rhode Island and other states in the northeast. For pre-planning purposes, the Company classified the Storm as a National Grid Type 4 emergency event for Rhode Island, meaning that the Company estimated that restoration activities generally would be accomplished within a 24-hour period and the event typically would result in up to seven percent of customers interrupted. The Storm was projected to bring significant snowfall and hazardous winds, which potentially could cause damage to the Company’s electric infrastructure. Ultimately, the Storm brought heavy snow across Massachusetts and Rhode Island. Most of Rhode Island received 6”-8” of snow, with some areas seeing over 12”, with sustained winds of 25-30 mph from the North. Maximum wind gusts were around 40-45 mph. The Storm interrupted power to 20,530 (approximately 8,984 at peak) of the Company’s customers. Overall, 4.12% percent of the Company’s customers in Rhode Island experienced outages, with 33 of the 38 communities served in Rhode Island impacted.

The Company began preparing for the Storm on Saturday, January 30, closely monitoring the severity of the weather forecast as it increased to include a threat for widespread snow and hazardous wind gusts, bringing an elevated risk for outages. During that day and the next, the Company continued to review the weather forecasts and prepare for the possibility that the Storm would impact the Company’s electric distribution system in New England. As part of its response to the Storm, the Company opened Branch Storm Rooms for its Capital and Coastal districts at approximately 12:00 p.m. on Monday, February 1, 2021. The Company conducted a Pre-Event Stage Briefing Call on Saturday, January 30, at 7:00 p.m., followed by a Restoration Stage Briefing on Monday, February 1, at 7:00 p.m. The Company followed its Emergency Response Plan and mobilized employees and contractors for the restoration using a damage forecast based on its experience in previous storms. As part of its preparation efforts, the Company also utilized contractors from outside the Company’s service territory to help with restoration. Using its own crews and contractor resources, the Company restored power to 95 percent of its customers impacted in approximately less than 26 hours from the time of the first customer impacted and in approximately 12 hours from the time of peak impact. Power was restored to the final customer impacted by the Storm on February 2, at approximately 9:34 p.m.

The Company is grateful for the support of customers, employees, state and local officials, and public safety officials, who experienced the effects of the February 1, 2021 Storm and were an integral part of the Company’s restoration efforts.

## II. INCIDENT ANTICIPATION

### A. Determination of Incident Classification

As set forth in the Company’s Emergency Response Plan, factors considered in initially establishing or revising the expected incident classification level included the following:

- Expected number of customers without service;
- Expected duration of the restoration event;
- Recommendations of the State Planning Section Chief, Transmission and Distribution Control Centers, and other key staff;
- Current operational situation (such as number of outages, resources, and supplies);
- Current weather conditions;
- Damage appraisals;
- Forecasted weather conditions;
- Restoration priorities;
- Forecasted resource requirements; and
- Forecasted scheduling and pace of restoration work crews.

The New England Incident Commander is primarily responsible for establishing the projected and actual incident classification level for the Storm. See Table 1 below for the February 1, 2021 Incident Classification Actions.

**Table 1. Incident Classification Actions**

<u>Action Performed</u>	<u>Date and Time</u>
New England Incident Commander Named	January 30, 2021; approx. 7:00 p.m.
Initial Event Classification Type - 4	January 30, 2021; approx. 7:00 p.m.
Event Classification returns to Type - 5	February 2, 2021; approx. 4:00 p.m.

### B. Activation of Incident Command System

The Company utilizes the Incident Command System (“ICS”), a component of the National Incident Management System, which is a comprehensive national approach to incident management applicable at all levels of the Company’s Emergency Response Organization (“ERO”) and addresses the operation of Company Emergency Operation Centers (“EOCs”). The ERO required to implement the emergency procedures is activated employing a flexible and standardized management structure. Upon declaration of an emergency, the required EOCs are staffed accordingly. Briefings are conducted with the ERO at the System, State, and Branch Level to maintain situational awareness and relay the specifics of the emergency. See Table 2 below for the February 1, 2021 Storm ICS Actions.

**Table 2. ICS Actions**

<u>Actions Performed</u>	<u>Date and Time</u>
#1 Pre-Event Stage Briefing Call	January 30, 2021; approx. 7:00 p.m.
Branch Storm Room opened in Providence for Capital district	February 1, 2021; approx. 12:00 p.m.
Branch Storm Room opened in North Kingstown for Coastal district	February 1, 2021; approx. 12:00 p.m.
Branch Wires Down and Muni Rooms opened in Providence	February 1, 2021; approx. 12:00 p.m.
#1 Restoration Stage Briefing Call	February 1, 2021; approx. 7:00 p.m.
#2 Restoration Stage Briefing Call	February 2, 2021; approx. 7:00 a.m.

See Appendix A for a copy of the briefing minutes.

**C. Determination of Crew Needs and Pre-Staging**

Given the potential magnitude of the Storm and forecast of precipitation and hazardous winds, the Company secured crews in advance from its contractors of choice and other outside contractors to support restoration efforts for all New England as part of its regional preparation for the Storm, consistent with its Emergency Response Plan.

See Appendix B for a daily accounting of resource staffing levels from pre-event through complete restoration. Appendix B indicates the number, type, and location of planned resources (in accordance with the Emergency Response Plan designated Event Type), and the number, type, and location of actual resources secured. Appendix B also specifies whether the resources are internal, external contractors, or resources acquired through a mutual assistance agreement.

**III. THE STORM AND ITS IMPACT**

**A. Forecast**

The Company monitors the weather forecast obtained from its weather provider, DTN, through detailed emails received three times daily. Throughout the day, the Company also monitors the forecast from various weather websites.

On Friday, January 29, the weather forecasts predicted a snow event for early in the next week, beginning on Monday afternoon, February 1, and continuing into Tuesday, February 2, 2021. A chance for 5-10” heavy wet of snow was indicated, along with a mix of sleet and rain, with maximum wind gusts of 45 mph possible. Confidence in the track of the storm was medium at that time. On Saturday, January 30, the forecast remained mostly the same as the previous day, with the exception for a now greater chance for higher wind speeds, and lower confidence in the rain or sleet line. On Sunday January 31, the forecast was consistent with previous forecasts, calling for the strongest winds to be off the coasts.

## B. Impact

The February 1, 2021 Storm was a strong winter weather event that resulted in minor damage to the Company's electrical system. The Storm brought significant snow, and widespread hazardous winds the Company's service territory. Across the state, most areas experienced frequent wind gusts up to 40 mph, with Westerly experiencing a peak gust of 44 mph. The Towns of Westerly and Cumberland were affected most heavily with approximately 44 and 12 percent of their customers impacted by the event, respectively. See Table 3 below for the February 1, 2021 Storm impact.

**Table 3. Storm Impact**

Total Customers Impacted	20,530
Peak Customers Impacted	8,984
Date and Time of Peak	February 1, 2021; 8:41 p.m.
Date and Time Final Customer Was Restored	February 2, 2021; 9:34 p.m.
Number of Municipalities That Experienced Interruptions	33
Number of Distribution Feeders That Experienced Interruptions	58

Figure 1 below shows the number of customers interrupted and restored, by hour, for the period of February 1 – February 3, 2021.

Figure 1

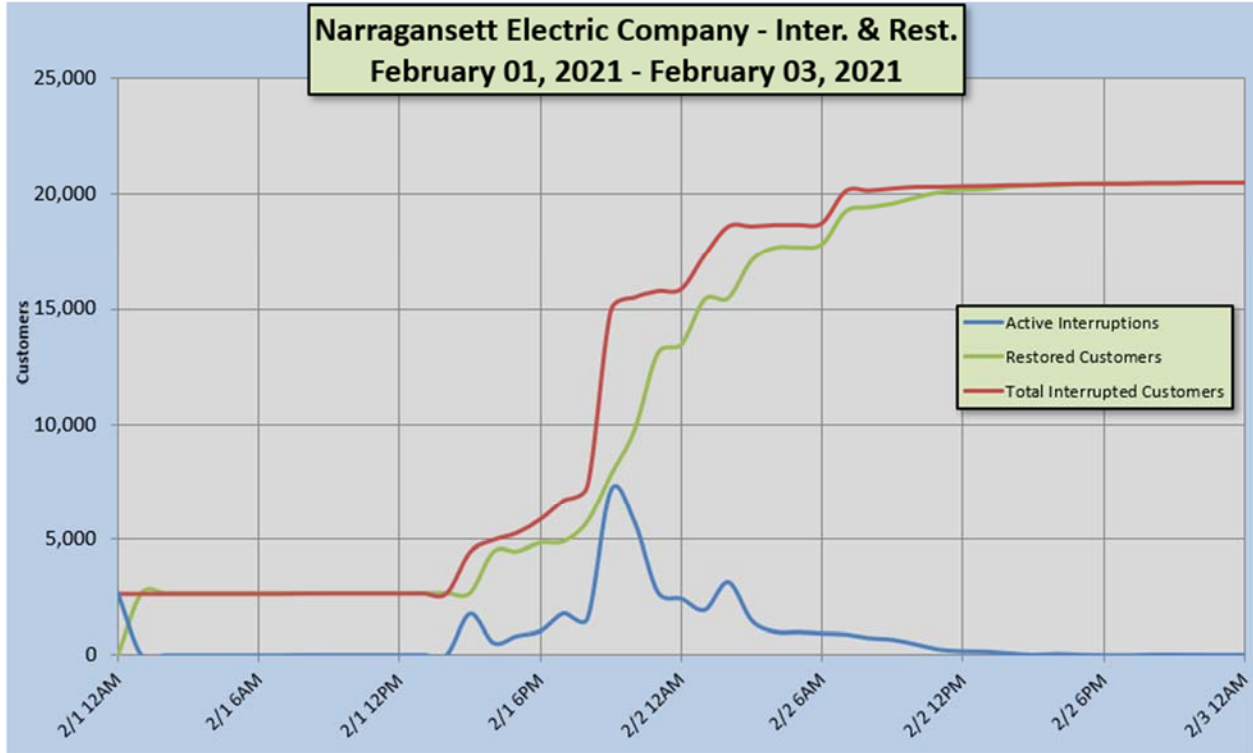


Figure 2 below shows all municipalities that experienced interruptions during the Storm.

Figure 2

Town Name	Customers Served	Total Customers Interrupted	Percent of Total
BARRINGTON	6,892	93	1.35%
BURRILLVILLE	2,609	1	0.04%
CHARLESTOWN	5,825	290	4.98%
COVENTRY	14,393	552	3.84%
CRANSTON	31,759	5	0.02%
CUMBERLAND	15,402	1,942	12.61%
EAST GREENWICH	6,182	82	1.33%



Town Name	Customers Served	Total Customers Interrupted	Percent of Total
EXETER	3,051	203	6.65%
FOSTER	2,045	51	2.49%
GLOCESTER	4,686	87	1.86%
HOPKINTON	3,973	376	9.46%
JAMESTOWN	3,333	5	0.15%
JOHNSTON	13,857	337	2.43%
LINCOLN	10,226	254	2.48%
LITTLE COMPTON	2,581	4	0.15%
MIDDLETOWN	8,357	22	0.26%
NARRAGANSETT	10,609	1,316	12.40%
NEWPORT	14,905	7	0.05%
NORTH KINGSTOWN	13,782	649	4.71%
NORTH PROVIDENCE	16,121	99	0.61%
NORTH SMITHFIELD	5,883	134	2.28%
PAWTUCKET	33,702	7	0.02%
PORTSMOUTH	9,245	6	0.06%
PROVIDENCE	74,406	2,770	3.72%
RICHMOND	3,578	124	3.47%
SCITUATE	4,624	58	1.25%
SMITHFIELD	9,007	52	0.58%
SOUTH KINGSTOWN	14,839	1,223	8.24%
TIVERTON	8,284	4	0.05%

Town Name	Customers Served	Total Customers Interrupted	Percent of Total
WARWICK	40,461	226	0.56%
WEST GREENWICH	2,748	54	1.97%
WESTERLY	14,498	6,156	42.46%
WOONSOCKET	18,955	431	2.27%

The following sections contain additional details and context regarding the Company's Storm restoration efforts.

#### **IV. RESTORATION**

##### **A. Timing and Priority of Service**

The Company implemented the system of prioritization for restoration found in its Emergency Response Plan, focusing first on public safety and then on customer restoration that maximized restoration when lines were energized. The Company gave priority and consideration to critical facilities and concentrated efforts to restore service to any life support customers the Company was aware of who were impacted by the Storm as quickly as conditions warranted.

See Appendix C for a timeline of the storm progression, including the hour and date that constitutes the start of restoration and the hour and date that constitutes complete restoration. Hourly chronological restoration assessment in this appendix includes number of customers out (in executable format) for the Company's Capital and Coastal regions, the total system, and each feeder affected.

See Appendix D for a summary of number of customer outages at peak and customer outage minutes, by cause, for the Company's Capital and Coastal regions.

See Appendix E for a specific list of all outages, in executable format, that includes detailed information for each outage. Also included in Appendix E is a listing of all outages caused by tree conditions as well as data regarding asset replacements for this event.

##### **B. Restoration Coordination**

The Company dispatched crews to respond to outages from the Capital and Coastal Branch Storm Rooms in Providence as soon as they opened (see Table 2 above) through the end of the Storm. Consistent with the Emergency Response Plan, the Company activated Police and

Fire Coordinators for the Storm. These employees reported to the Storm Room Leads and were responsible for communicating the estimated times of arrival on all police and fire calls, with a standby condition noted.

The Company also established a Staging Site to support restoration across the state, as shown in Table 4 below.

**Table 4. Staging Site**

<u>Staging Site Location</u>
N/A

Task Force teams were not activated for this event.

**C. Personnel Resources**

The Company secured a total of 312 internal and external field crews<sup>1</sup> to restore power to customers in Rhode Island, consisting of approximately 147 external crews and 174 internal crews. The internal and external field crew numbers included transmission and distribution overhead line, forestry, substation, and underground personnel.

See Appendix B for a daily accounting of resource staffing levels from pre-storm through complete restoration.

The State Incident Commander for National Grid’s Rhode Island and Massachusetts electric distribution operating companies was able to obtain sufficient external contractor crews to supplement restoration efforts in New England. No additional assistance was required from companies in the North Atlantic Mutual Assistance Group (“NAMAG”) to support restoration for this event. Resources requested through mutual assistance are based on anticipated needs across National Grid’s service territory in Rhode Island and Massachusetts; total resources received then are allocated across the service territory and may be reallocated as restoration progresses depending on resource needs. In addition, mutual assistance resources allocated to one area may free up local or external contractor crews to be allocated to other areas. For the Storm, no mutual assistance was requested.

**D. Safe Work Practices**

Safety is always at the forefront of Company operations, including and especially during activities associated with storm restoration. For each storm event, the System and Regional Incident Command System structure designate a lead position for a Safety, Health, and Environment Officer. Safety messages are delivered on all calls to heighten awareness during preparation and restoration.

---

<sup>1</sup> Crews typically include two or three people, although there may be some one-person crews in damage assessment, wires down, distribution line (troubleshooters), and substation personnel. Transmission crews typically include 6-10 resources.

As with any storm, for the February 1, 2021 Storm, the Company assembled a safety team with area responsibilities, established the reporting hierarchy, and prepared and communicated organization charts. The safety team prepared safety notices and delivered them to all Company employees through corporate communications. Safety personnel were deployed to assist in specific geographic areas and delivered on-site safety orientations to Company workers and contractors prior to the start of each day. During the Storm, safety personnel visited work sites to advise Company personnel and contractors of safety issues and best practices. In addition, prior to the start of each new job, the work was reviewed by assigned crews, with a focus on safe working conditions for the specific job. These safety efforts helped the Company experience no injuries during the February 1, 2021 Storm. The Company also notes that planning and response were performed taking into account COVID-19 safety protocols.

## **V. COMMUNICATIONS DURING AND AFTER THE EVENT**

### **A. Communication Regarding Estimated Times of Restoration**

The Company posted Estimated Times of Restoration (“ETRs”) on its website during the February 1, 2021 Storm using Outage Central, which provided real time ETR updates approximately every 15 minutes.

As crews were assigned and reported ETR updates based on their actual findings in the field, the Company uploaded the updated ETRs into Outage Central. The Company continued to update ETRs throughout the restoration process as information became available to the Company.

### **B. Intra-Company**

The Company began preparing for the February 1, 2021 Storm on Friday, January 29, closely monitoring weather forecasts. See Table 2 above for details on the Briefing calls conducted for this event. Additionally, the Company issued communications to field crews with both restoration and safety information throughout the Storm.

### **C. Public Officials**

#### **1. Governor’s Office**

During the Storm, the Company’s Jurisdictional President communicated with the Governor’s office. Additionally, the Company’s Director of Government Relations communicated with Rhode Island’s legislative leadership leading up to and during the Storm.

#### **2. Rhode Island Public Utilities Commission (“PUC”), Division of Public Utilities and Carriers (“Division”), Office of Energy Resources (“OER”), and Rhode Island Emergency Management Agency (“RIEMA”)**

The Company’s Manager of Regulatory Affairs contacted the PUC, the Division, the Governor’s office, and OER to provide updates throughout the Storm. See Table 5 below for a listing of updates along with a brief summary of the update provided.

**Table 5. Updates to the Division and OER**

Date and Time of Update	Summary of Update Content
January 29, 2021; approx. 2:57 p.m.	Initial notification of possible event; weather forecast; Resource acquisitions
January 31, 2021; approx. 12:42 p.m.	Updated forecast; Restoration progress; Event Type classification; Storm Rooms opening, Life Support Customer notification plans
February 1, 2021; approx. 7:34 p.m.	Actual weather impacts update; forecast update; Customer outage counts; Public Safety focus description; Storm Room status, Event Type confirmation
February 2, 2021; approx. 7:54 a.m.	Customer outage counts; Storm Room status, Event Type confirmation, Final Restoration Plans
February 2, 2021; approx. 4:20 p.m.	Final update; Restoration status; Event Classification Update

During the event, the Company’s Jurisdictional President provided updates to RIEMA regarding the Company’s storm preparations and restoration efforts. The Company also utilized its RIEMA Liaison to post outage number updates virtually on RIEMA’s WebEOC and answer questions throughout the event.

### 3. Municipalities

Based on the impact from this event, the Company opened a virtual Municipal Room on February 1, at 12:00 p.m. The Company utilized its Area Community Liaison Coordinators to work with each Rhode Island city or town’s emergency, Department of Public Works, and/or public officials as a dedicated liaison. The Company’s Area Community Liaison Coordinators served as full-time resources supporting impacted communities and enabled direct communications back into the Company’s public information coordinators and Branch operations personnel.

#### **D. Customers**

The Company communicated with customers during the Storm through its Customer Contact Center, email, website, and social media. The Company’s Customer Contact Center secured additional staffing to respond to incoming life-support calls for those affected by outages, as well as additional staff to support the high call volume.

On Monday, February 1, 2021, at approximately 10:00 a.m., the Company made an outbound call to all life-support customers to notify them of the upcoming weather and to recommend taking necessary precautions and preparations to ensure their well-being in the event of an outage. The outbound call also informed life-support customers to contact 911 or their local public safety officials in the event of an emergency.

See Table 6 below for a detailed listing of each method of communication utilized throughout the Storm.

**Table 6. Communication Details**

<b><u>Method of Communication</u></b>	<b><u>Purpose of Interaction</u></b>	<b><u>Level of Interaction</u></b>
<b><u>Report Outage/Outage Follow-up</u></b>		
Number of Customer Calls Received by Customer Service Rep	Customer reports outage or issue	846
Number of Customer Calls Received by Interactive Voice Response (IVR)	Customer reports outage or issue	245
Number of Customer Calls Received by 21 <sup>st</sup> Century	Customer reports outage or issue	436
Number of Outbound Calls to Life Support Customers, Type 3 Event or greater	Company follow-up with Life Support Customers impacted by an outage	Not Applicable, this was a Type 4 Event
<b><u>Automated Outage Updates</u></b>		
Number of Inbound and Outbound Text Messages	Outage notification, update, or update request from customer	5,273
Number of emails sent	Outage notification, update, or update request from customer	23,460
Number of outbound calls made	Outage notification, update, or update request from customer	60
<b><u>Web and Social Media</u></b>		
Number of customer hits on Company website during preparation for, and response to, the event	Customers seeking information	38,251
Number of Facebook posts	Company preparation for the event, safety information, restoration updates	2
Number of tweets/re-tweets posted on Twitter	Company preparation for the event, safety information, restoration updates	7

## **E. Media**

The Company activated its Public Information Officer (“PIO”), along with additional PIO support staff for the Storm. The Company engaged both traditional and social media channels to distribute Storm and safety-related information. The Company’s Strategic Communications Department did not produce a press release and received eight media requests for information related to the Storm in Rhode Island. Feedback and comments from media outlets and social media were received and monitored regularly, and overall sentiment was generally neutral.

## **VI. TECHNOLOGY ISSUES**

There were no technology issues experienced during this event that impacted restoration or communications.

## **VII. CONCLUSION**

The February 1, 2021 Storm was a strong weather event, impacting the Company’s electrical system, resulting in power outages to 20,530 of the Company’s customers. Damage was caused primarily by flying debris and falling tree limbs coming into contact with the Company’s poles and wires. The Company followed its Emergency Response Plan and was fully prepared to respond to the Storm, having secured all necessary resources and outside contractors to aid in the restoration effort required for the forecast predicted, and maintained communications with stakeholders through a variety of channels throughout the Storm.

The Company utilized its own distribution line resources and transmission line crews, contractor distribution line crews, and contractor tree crews to restore power to its customers. Power was restored to 95 percent of customers impacted in just 12 hours from the time of peak impact. The Company restored power to 100 percent of its customers impacted in approximately 38.5 hours from the time of the first customer impacted and in approximately 25 hours from the time of peak impact. Power was restored to the final customer impacted by the Storm on February 2, at approximately 9:34 p.m.

The Company understands the impact that electrical outages have on its customers. The Company is proud of the restoration work that it accomplished during the Storm and is grateful for the support of customers, employees, state and local officials, and public safety officials, who experienced the effects of the Storm and were an integral part of the Company’s restoration efforts.

February 1, 2021 Storm RI 90 Day Report  
Appendix A

MEETING INFORMATION			
<b>Date:</b>	1/30/21	<b>Time:</b>	1900
<b>Call Details:</b>	MS TEAMS		

KEY MEETING PARTICIPANTS			
D = Delegate X = in attendance			
Name	Present	Name	Present
State Incident Commander/Mike McCallan	X	IT Event Lead/Fran Di Leonardo	X
State Operations Section Chief/		SERP Lead, Wires Down/Mark Correia	X
South Shore Branch Director/Jeff Merritt	X	SERP Lead, Damage Assessment/Elton Prifti	X
Southeast Branch Director/Jeff Merritt	X	State Planning Section Chief/	
North Shore Branch Director/Jeff Faber	X	State Logistics Section Chief/Jorge Sousa	X
Merrimack Valley Branch Director/Jeff Faber	X	State Liaison Officer/ John Isberg MA Regulatory Liaison – Lynne Nadeau RI Regulatory Liaison – Kate Grant	XX
Central/West Branch Director/Andrew Beliveau	X	State Public Information Officer/Erin Del Llano	X
Rhode Island Branch Director/Mike Hrycin	X	Customer Contact Center Lead/Nancy Concemi	X
External Line Resource Lead/Manjola Cronstrom	X	State HR Section Chief/Maria Marotta	X
SERP Lead, Forestry/Seth Bernatchez	X	State Finance Section Chief/Eric Gottlieb	X
Transmission Restoration Lead/ Andrew Schneller	X	State Safety & Health Officer/Bob Preshong	X
Substation Lead/Steve Katinas	X	State Environmental Officer/Andrea Agostino	X
Control Center Lead/Mike Gallagher	X	State Security Officer/John Jackson, Brad Newman	XX
SERP Lead, Storm Rooms/Kevin Hellmuth	X	Emergency Planning Support/Steve Parenteau	X

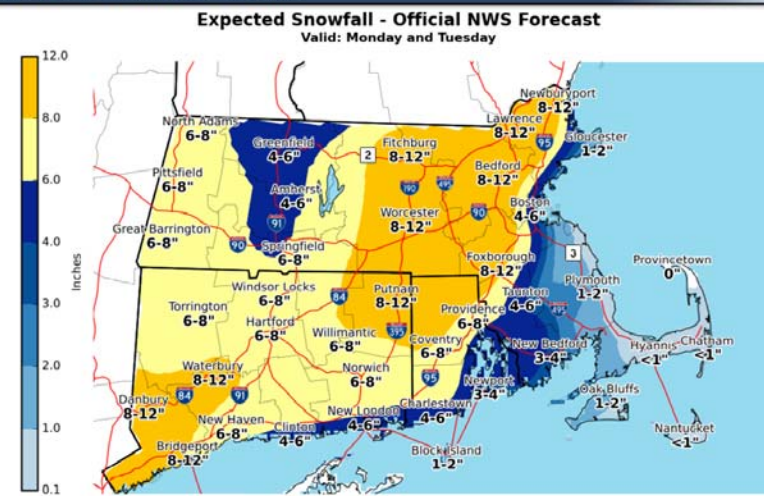
*SERP Lead = State Emergency Response Process Lead*

#	Agenda Item
1	<b>Safety Message – State Safety &amp; Health Officer</b> <ul style="list-style-type: none"> <li>➤ As we are in the deep winter months, we only receive around 10 hours of daylight per day.</li> <li>➤ This requires us to work more in the dark, and challenges our aware at night for visibility of hazards</li> <li>➤ Know the jobsite, pre-job briefs, get familiar with the job</li> <li>➤ When a new crew might arrive, or 1 crew transitions the job to another, stop, re-asses, bring new crews up to speed, particularly if done during those 14 hours of the day, where is it dark outside</li> <li>➤ Pause before starting the work, know the hazards before you start</li> </ul>
2	<b>Weather Forecast – IC or DTN</b>

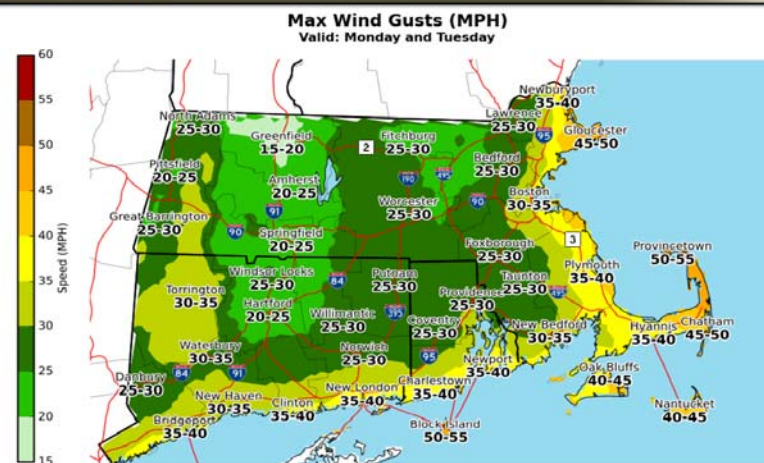


February 1, 2021 Storm RI 90 Day Report  
Appendix A

**Forecast Storm Total Snowfall**



**Forecast Maximum Wind Gusts**



- 3 **NE State Incident Commander**
- **Define the Operational Period**
    - To be determined as the forecast develops
  - **Provide overview of the Emergency activities; current size and complexity**
    - Pre-event planning
  - **Declare Event Level for both MA and RI**
    - Type 4 MA, 3% or 35,000 customers at peak, 95% restored in 24 hours
    - Type 4 RI, 7% or 35,000 customers at peak, 95% restored in 24 hours
  - **Identify Branches affected**
    - Storm Rooms will open in **Worcester, North Andover, Brockton, North Kingstown and Providence.**
  - **Identify State EOC status and position activation**
    - The State EOC will not activate.
  - **Establish Emergency Objectives**
    - **Zero Safety Incidents during the event.**
      - Zero injuries, switching incidents and RTC's for all employees and contractors.
      - Zero injuries to the Members of Public.
    - **Successfully on-board all external resources prior to assigning work.**
    - **Establish and maintain effective communications with all customers and regulators during the event.**
    - **Follow all NATIONAL GRID COVID PROTOCOLS.**

4 **State Operations Section Chief (not activated)**

February 1, 2021 Storm RI 90 Day Report  
Appendix A

5	<p><b>Branch Directors</b></p> <ul style="list-style-type: none"> <li>➤ <b>MA Merrimack Valley and North Shore Branches - North Andover and Malden</b> <ul style="list-style-type: none"> <li>▪ Municipal, Wires Down, Storm Rooms planned to open Monday afternoon</li> </ul> </li> <li>➤ <b>MA South Shore Branch – Brockton and Hopedale</b> <ul style="list-style-type: none"> <li>▪ Wires Down, Muni, Storm, and Contractor Rooms expected to open Monday</li> <li>▪ All needed staff &amp; support have been made aware of the event and placed on notice</li> <li>▪ Alert notifications were sent out on Friday to the Branch municipalities requiring the expected storm &amp; our preparations</li> </ul> </li> <li>➤ <b>MA Central/West Branch – Worcester</b> <ul style="list-style-type: none"> <li>▪ Wires Down, Muni, Storm, and Contractor Rooms expected to open Monday</li> <li>▪ Staging most of the Branches external contractors in the Leominster, Sturbridge &amp; Holyoke, MA areas</li> </ul> </li> <li>➤ <b>Rhode Island Branch – Providence</b> <ul style="list-style-type: none"> <li>▪ Wires Down, Muni, Storm, and Contractor Rooms expected to open Monday</li> </ul> </li> </ul>																								
6	<p><b>External Line Resource Lead</b></p> <ul style="list-style-type: none"> <li>• <b><u>245 Contractor Crews</u> Secured:</b> <ul style="list-style-type: none"> <li>○ 36 On-property COCs crews</li> <li>○ 209 External crews</li> </ul> </li> <li>• Division &amp; Staging Site allocations</li> <li>• ETAs: <ul style="list-style-type: none"> <li>○ 227 contractor crews are mobilizing on Monday 2/1 with a 4:00PM ETA</li> <li>○ 18 contractor crews will be mobilizing on Tuesday 2/2 and ready for work at 6:30AM</li> </ul> </li> </ul> <p>We will continue to work on RCS assignments, processing crews’ sheets, lodging &amp; meals and safety on-boarding. Updated reports reflecting changes will be send out through the storm.</p> <p>Please see below summary by:</p> <p>a) Method of securing:</p> <table border="1" data-bbox="289 1323 1031 1522"> <thead> <tr> <th rowspan="2">Nickname</th> <th colspan="4">Secured</th> </tr> <tr> <th>Crews</th> <th>FTE</th> <th>Buckets</th> <th>Diggers</th> </tr> </thead> <tbody> <tr> <td><b>On Property Crews</b></td> <td><b>36</b></td> <td><b>92</b></td> <td><b>36</b></td> <td><b>9</b></td> </tr> <tr> <td><b>Incremental Crews</b></td> <td><b>210</b></td> <td><b>541</b></td> <td><b>210</b></td> <td><b>34</b></td> </tr> <tr> <td><b>Grand Total</b></td> <td><b>246</b></td> <td><b>633</b></td> <td><b>246</b></td> <td><b>43</b></td> </tr> </tbody> </table> <p>b) Divisions allocation:</p>	Nickname	Secured				Crews	FTE	Buckets	Diggers	<b>On Property Crews</b>	<b>36</b>	<b>92</b>	<b>36</b>	<b>9</b>	<b>Incremental Crews</b>	<b>210</b>	<b>541</b>	<b>210</b>	<b>34</b>	<b>Grand Total</b>	<b>246</b>	<b>633</b>	<b>246</b>	<b>43</b>
Nickname	Secured																								
	Crews	FTE	Buckets	Diggers																					
<b>On Property Crews</b>	<b>36</b>	<b>92</b>	<b>36</b>	<b>9</b>																					
<b>Incremental Crews</b>	<b>210</b>	<b>541</b>	<b>210</b>	<b>34</b>																					
<b>Grand Total</b>	<b>246</b>	<b>633</b>	<b>246</b>	<b>43</b>																					

February 1, 2021 Storm RI 90 Day Report  
Appendix A

	Secured			
	Crew	Fl	Bucke	Digge
MA - Central	24	50	24	5
MA - MV	44	112	44	7
MA - NS	10	26	10	3
MA - SE	30	70	30	6
MA - SS	99	170	99	11
MA - West	9	24	9	2
Rhode Island	78	161	78	9

7 **SERP Lead, Forestry**

Forestry resources update: 1/30 3:30PM

- 255 available crews for storm event
- We were able to add to the local counts, as well as local incremental in BSN and RI
- Allocation required for the 96 Off property crews/ waiting on forecast

Forestry Summary		Crew Counts		Incremental Crews		Total Crews	
		Dist	Trans	Dist	Trans	Dist	Trans
<b>New England</b>	Coastal	23	0	0	0	23	0
<b>South Division</b>	Capital	13	3	6	0	19	3
	Southshore	13	0	0	0	13	0
	Nantucket	1	0	0	0	1	0
	Southeast	13	3	0	0	13	3
	<b>NE South Total</b>	<b>63</b>	<b>6</b>	<b>6</b>	<b>0</b>	<b>69</b>	<b>6</b>
<b>New England</b>	Central	34	5	0	0	34	5
<b>North Division</b>	Western	22	1	0	0	22	1
	Merrimack	17	0	0	0	17	0
	Northshore	13	0	4	0	17	0
	TBD / Granite	0	0	96	0	96	0
	<b>NE North Total</b>	<b>86</b>	<b>6</b>	<b>100</b>	<b>0</b>	<b>186</b>	<b>6</b>
<b>New England Total</b>		<b>149</b>	<b>12</b>	<b>106</b>	<b>0</b>	<b>255</b>	<b>12</b>

8 **Transmission Restoration Lead**

- 6 TLS crews will be responding to the event
- 1 crew will be staged in each of the regions except for MA-West and the Merrimack Valley
- In Weymouth, 1 crew will be staged to support any issues with the Hull 1 & 2 lines
- Also 1 crew in Woonsocket, RI for the Q & R lines

9 **Substation Lead**

- No exceptions

February 1, 2021 Storm RI 90 Day Report  
Appendix A

10	<b>Control Center Lead</b> <ul style="list-style-type: none"> <li>➤ The control center will be dispatching the North Shore, Southeast, MA West, and Nantucket</li> <li>➤ By Monday morning, all abnormal system configurations will be back to normal in advance of the event impact</li> </ul>
11	<b>SERP Lead, Storm Rooms</b> <ul style="list-style-type: none"> <li>➤ All Storm Room prepared to open Monday as needed</li> </ul>
12	<b>IT Event Lead</b> <ul style="list-style-type: none"> <li>➤ Desktop support staff ready to respond come Monday</li> </ul>
13	<b>SERP Lead, Wires Down</b> <ul style="list-style-type: none"> <li>➤ Ready to respond to all Wires Down Room activations</li> </ul>
14	<b>SERP Lead, Damage Assessment</b> <ul style="list-style-type: none"> <li>➤ No exceptions</li> </ul>
15	<b>State Planning Section Chief</b> <ul style="list-style-type: none"> <li>➤ No exceptions</li> </ul>
16	<b>State Logistics Section Chief</b> <ul style="list-style-type: none"> <li>➤ Lodging team engaged today, verified all room availability needed, progressing Sunday to lock in all rooms</li> <li>➤ Meals team activated and plans in place to support all external crews</li> </ul>
17	<b>State Liaison Officer</b> <ul style="list-style-type: none"> <li>➤ MA and RI regulatory updates are planned for tomorrow <ul style="list-style-type: none"> <li>○ MA: message will include the external contractor resource counts</li> <li>○ RI: update will include both the internal and external crew resource counts</li> </ul> </li> </ul>
18	<b>State Public Information Officer</b> <ul style="list-style-type: none"> <li>➤ No external requests from media agencies yet</li> <li>➤ Preparing a customer message focusing on safety and preparedness in advance of the event arriving</li> <li>➤ No press released planned currently</li> </ul>
19	<b>Customer Contact Center Lead</b> <ul style="list-style-type: none"> <li>➤ Additional staffing plans are in-place to address increased incoming call volume</li> <li>➤ Life Support &amp; Critical Customer storm event notification calls will go out Monday AM</li> </ul>
20	<b>State HR Section Chief</b> <ul style="list-style-type: none"> <li>➤ No exceptions</li> </ul>
21	<b>State Finance Section Chief</b> <ul style="list-style-type: none"> <li>➤ No exceptions</li> </ul>
22	<b>State Safety &amp; Health Officer</b> <ul style="list-style-type: none"> <li>➤ Safety Onboarding Teams are prepared as external crews arrive to the property</li> </ul>
23	<b>State Environmental Officer</b> <ul style="list-style-type: none"> <li>➤ Branch staff and TLS enviro support ready</li> </ul>
24	<b>State Security Officer</b> <ul style="list-style-type: none"> <li>➤ Ready to respond to any staging site or security resource request</li> </ul>
25	<b>Emergency Planning Support</b> <ul style="list-style-type: none"> <li>➤ Please remember to activate your staff in SEAL</li> <li>➤ Utilize your SEAL Analyst if one has been provided for your function</li> </ul>

## February 1, 2021 Storm RI 90 Day Report Appendix A

	<ul style="list-style-type: none"> <li>➤ Other than a small request for UG resources from ConEd, no other Mutual Assistance requests have been submitted</li> <li>➤ Please contact Steve Parenteau for any needed ERP support requests</li> </ul>
26	<b>NE States Incident Commander / Executive Closing Comments</b> <ul style="list-style-type: none"> <li>➤ EP Support will be expected to receive the internal crew resource counts by 10 AM on Monday</li> </ul>
27	<b>Next Scheduled Call-Date &amp; Time</b> <ul style="list-style-type: none"> <li>• TBD</li> </ul>

### MEETING INFORMATION

<b>Date:</b>	2/01/21	<b>Time:</b>	1900
<b>Call Details:</b>	MS TEAMS		

### KEY MEETING PARTICIPANTS

D = Delegate X = in attendance

Name	Present	Name	Present
State Incident Commander/Mike McCallan	X	IT Event Lead/Fran Di Leonardo	X
State Operations Section Chief/		SERP Lead, Wires Down/Mark Correia	X
South Shore Branch Director/Jeff Merritt	X	SERP Lead, Damage Assessment/	-
Southeast Branch Director/Jeff Merritt	X	State Planning Section Chief/	-
North Shore Branch Director/Jeff Faber	X	State Logistics Section Chief/Jorge Sousa	X
Merrimack Valley Branch Director/Jeff Faber	X	State Liaison Officer/ Chris Isberg MA Regulatory Liaison – Lynne Nadeau RI Regulatory Liaison – Kate Grant	XXX
Central/West Branch Director/Andrew Beliveau	X	State Public Information Officer/ Erin Del Llano	X
Rhode Island Branch Director/Mike Hrycin	X	Customer Contact Center Lead/Nancy Concemi	X
External Line Resource Lead/Manjola Cronstrom	X	State HR Section Chief/Maria Marotta	X
SERP Lead, Forestry/Seth Bernatchez	X	State Finance Section Chief/Kris Swedberg	X
Transmission Restoration Lead/	-	State Safety & Health Officer/Bob Preshong	X
Substation Lead/Bob Brawley	X	State Environmental Officer/Pete Harley	X
Control Center Lead/Mike Gallagher	X	State Security Officer/	-
SERP Lead, Storm Rooms/Kevin Hellmuth	X	Emergency Planning Support/Steve Parenteau	X
<i>SERP Lead = State Emergency Response Process Lead</i>			

#	Agenda Item
1	<b>Safety Message – State Safety &amp; Health Officer</b> <ul style="list-style-type: none"> <li>➤ The National Safety Council warns that fatigue and fatigue related injuries are most common after sleep loss, long shifts, and long commutes</li> <li>➤ Many of us will be experiencing those scenarios these next few days <ul style="list-style-type: none"> <li>○ Get plenty of rest</li> <li>○ Avoid alcohol</li> <li>○ Hydrate properly</li> <li>○ Avoid excessive caffeine</li> </ul> </li> </ul>

February 1, 2021 Storm RI 90 Day Report  
Appendix A

2 Weather Forecast – IC or DTN

A Nor'easter brings hazard snow, wind, and gust threats today into Tuesday. A wintry mix and/or rain is expected for coastal areas late tonight into Tuesday, but a gradual transition back to snow is expected Tuesday night. Intermittent light snow showers/flurries linger into Wednesday and early Thursday, mainly for northern areas of NH. Dry and hazard-free conditions are expected Thursday, with the return of snow/wintry mix/rain on Friday along a passing cold front.

REGION	TIMING	DIRECTION	SUSTAINED WINDS	EI-2 SUSTAINED CHANCE	COMMON GUSTS	PEAK GUSTS	EI-2/3 GUST CHANCE
Western/Central	7pm Mon-3pm Tue	NE	15-25 mph	-	30-40 mph	40-45 mph	20%/-
RI/Southeast/N & S Shore	5pm Mon-1pm Tue	NE	15-25 mph	-	30-40 mph	40-45 mph	40%/-
Salem/Merrimack Valley	7pm Mon-4pm Tue	ENE-NE	20-30 mph	-	35-45 mph	45-50 mph	60%/-
Nantucket	1pm Mon-5am Tue	E-ENE	30-40 mph	20%	40-50 mph	50-60 mph	90%/40%

SNOW IMPACT: Snow remains heavy across the region the rest of this afternoon and into the evening. Decreasing in intensity later this evening and overnight with some mixing also possible in south/east operations.

REGION	TIMING	SNOW AMOUNT	SNOW RATIO	EI-2/3/4 SNOW CHANCE
Lebanon/Charlestown	1pm Mon-2am Wed	5-12"	12-15:1 (Normal-Dry)	70%/50%/10%
Western	Ongoing-3pm Tue	7-14"	12:1 (Normal-Dry)	90%/60%/20%
Central	Ongoing-8pm Tue	7-15"	12:1 (Normal-Dry)	90%/70%/30%
Salem/Merrimack Valley	Ongoing-12am Wed	7-13"	10:1 (Normal)	90%/50%/10%
RI/Southeast/N & S Shore	Ongoing-12am Tue	5-10"	8-10:1 (Normal-Wet)	70%/30%

3 NE State Incident Commander

- Define the Operational Period
  - 12 noon, 2/1/21 to 7am 2/2/21, 0700
- Provide overview of the Emergency activities; current size and complexity

Area	Peak Customers Affected	Current Customers Affected	Total Customers Restored	Total Customers Affected	Total Outages Restored
<a href="#">Massachusetts</a>	1,644	179	1,474	1,653	9
<a href="#">Rhode Island</a>	1,872	1,516	4,450	5,966	9
		<b>1,695</b>	<b>5,924</b>	<b>7,619</b>	<b>18</b>

- 
- Declare Event Level for both MA and RI
  - Type 4 MA, 3% or 35,000 customers at peak, 95% restored in 24 hours
  - Type 4 RI, 7% or 35,000 customers at peak, 95% restored in 24 hours
- Identify Branches affected
  - Storm Rooms will open in Worcester, North Andover, Brockton, North Kingstown and Providence.
- Identify State EOC status and position activation
  - The State EOC will not activate.
- Establish Emergency Objectives
  - Zero Safety Incidents during the event.

February 1, 2021 Storm RI 90 Day Report  
Appendix A

- Zero injuries, switching incidents and RTC's for all employees and contractors.
- Zero injuries to the Members of Public.
- Assign and respond to all Police and Fire Standing by calls
- Successfully on-board all external resources prior to assigning work.
- Establish and maintain effective communications with all customers and regulators during the event.
- Follow all NATIONAL GRID COVID PROTOCOLS.

4 **State Operations Section Chief (not activated)**

- 5 **Branch Directors**
- **MA Merrimack Valley and North Shore Branches - North Andover and Malden**
    - Rain and mixed precipitation along coast, heavy snow inland
    - Minimal outages currently, 90 customers total
  - **MA South Shore Branch – Brockton and Hopedale**
    - Rain and mix along the coast, winds have been low
    - No significant issues to report, less than 500 customer outages
  - **MA Central/West Branch – Worcester**
    - Very low outages, keeping vigilant overnight
    - Seeing greater snow totals but still normal snow consistency
  - **Rhode Island Branch – Providence**
    - 1500 customers currently out
    - 35 lines of trouble, most have been assigned crews in OMS
    - Winds strongest along the coast, where most outages are
    - Night crews coming in at 10 pm

6 **External Line Resource Lead**

Staging Site	Resources	Crews	Buckets	Diggers
MA - Central	49	22	22	9
MA - MV	134	60	60	7
MA - NS	26	10	10	3
MA - SE	49	21	21	6
MA - SS	196	66	66	13
MA - West	34	14	14	3
Nantucket	4	2	2	0
Rhode Island	173	78	78	11
<b>Total:</b>	<b>634</b>	<b>290</b>	<b>290</b>	<b>51</b>

7 **SERP Lead, Forestry**

Forestry Summary		Crew Counts		Incremental Crews		Total Crews	
		Dist	Trans	Dist	Trans	Dist	Trans
<b>New England</b>	Coastal	25	0	0	0	25	0
<b>South Division</b>	Capital	13	3	27	0	40	3
	Southshore	13	0	18	0	31	0
	Nantucket	1	0	0	0	1	0
	Southeast	13	3	20	0	33	3
	<b>NE South Total</b>	<b>65</b>	<b>6</b>	<b>65</b>	<b>0</b>	<b>130</b>	<b>6</b>

## February 1, 2021 Storm RI 90 Day Report Appendix A

	<b>New England</b>	Central	34	5	14	0	48	5
	<b>North Division</b>	Western	22	1	0	0	22	1
		Merrimack	17	0	8	0	25	0
		Northshore	13	0	13	0	26	0
		TBD / Granite	0	0	0	0	0	0
		<b>NE North Total</b>	<b>86</b>	<b>6</b>	<b>35</b>	<b>0</b>	<b>121</b>	<b>6</b>
	<b>New England Total</b>		<b>151</b>	<b>12</b>	<b>100</b>	<b>0</b>	<b>251</b>	<b>12</b>
8	<b>Transmission Restoration Lead</b>							
	➤ N/A							
9	<b>Substation Lead</b>							
	➤ National Weather Service issues minor coastal flood warning							
	➤ Not expect to impact company facilities							
10	<b>Control Center Lead</b>							
	➤ No mainline outages to report							
11	<b>SERP Lead, Storm Rooms</b>							
	➤ Exercising COVID safety protocol during the event in the storm rooms, utilizing other rooms and buildings, offering mask fatigue refresh periods for folks to get some relief of long shift periods							
12	<b>IT Event Lead</b>							
	➤ No significant events, reviewing a minor issue with OMS performance during the 6 pm hour earlier							
	➤ Team activated and monitoring the solution							
13	<b>SERP Lead, Wires Down</b>							
	➤ All overnight staff are coordinated for the shift change at 7 pm, aligned with Storm Room COVID safety protocol							
14	<b>SERP Lead, Damage Assessment</b>							
	➤ N/A							
15	<b>State Planning Section Chief</b>							
	➤ N/A							
16	<b>State Logistics Section Chief - Happy Birthday Jorge</b>							
	➤ Hotel Ambassadors dealing with name changes with crews on crew sheet during check-in							
	➤ Working on rooms for tomorrow night if need							
	➤ All crews have rooms for tonight as expected							
17	<b>State Liaison Officer</b>							
	➤ 1 inquiry in MA today, responded to quickly							
	➤ Regular updates sent to both MA and RI where requested							
18	<b>State Public Information Officer</b>							
	➤ 6 media inquiries today and answered							
	➤ NE customer messaging updated on website and social posts today							
	➤ Email and text message also went out today reminding of storm preparations you can apply at home							
	➤ Key messages going out internally for message consistency							
19	<b>Customer Contact Center Lead</b>							
	➤ Fully prepared for the evening periods and tomorrow morning							
	➤ 3 <sup>rd</sup> party vendor on standby as needed							
20	<b>State HR Section Chief</b>							
	➤ No exceptions							
21	<b>State Finance Section Chief</b>							
	➤ No accounting memo will go out from Finance during this Type 4 event							
	➤ Please contact Kris Swedberg for needed details							
22	<b>State Safety &amp; Health Officer</b>							



February 1, 2021 Storm RI 90 Day Report  
Appendix A

	<ul style="list-style-type: none"> <li>➤ Onboarding completed this afternoon</li> <li>➤ 2 more small groups to do tonight as crews arrive</li> </ul>
23	<b>State Environmental Officer</b> <ul style="list-style-type: none"> <li>➤ No exceptions</li> </ul>
24	<b>State Security Officer</b> <ul style="list-style-type: none"> <li>➤ No exceptions</li> </ul>
25	<b>Emergency Planning Support</b> <ul style="list-style-type: none"> <li>➤ No exceptions</li> </ul>
26	<b>NE States Incident Commander</b> <ul style="list-style-type: none"> <li>➤ Stay focused on safety, COVID, personally, and of those around you.</li> <li>➤ The strongest winds are expected between 10pm-2am tomorrow</li> </ul>
27	<b>Next Scheduled Call-Date &amp; Time</b> <ul style="list-style-type: none"> <li>• 2/2/21, 0700</li> </ul>

MEETING INFORMATION			
<b>Date:</b>	2/02/21	<b>Time:</b>	0700
<b>Call Details:</b>	MS TEAMS		

KEY MEETING PARTICIPANTS			
D = Delegate X = in attendance			
Name	Present	Name	Present
State Incident Commander/Mike McCallan	X	IT Event Lead/Fran Di Leonardo	X
<u>State Operations Section Chief/</u>		SERP Lead, Wires Down/Mark Correia	X
South Shore Branch Director/Jeff Merritt	X	SERP Lead, Damage Assessment/	-
Southeast Branch Director/Jeff Merritt	X	State Planning Section Chief/	-
North Shore Branch Director/Jeff Faber	X	State Logistics Section Chief/Jorge Sousa	X
Merrimack Valley Branch Director/Jeff Faber	X	State Liaison Officer/ MA Regulatory Liaison – Lynne Nadeau RI Regulatory Liaison – Kate Grant	XX
Central/West Branch Director/Andrew Beliveau	X	State Public Information Officer/ Erin Del Llano	X
Rhode Island Branch Director/Mike Hrycin	X	Customer Contact Center Lead/Nancy Concemi	X
External Line Resource Lead/Manjola Cronstrom	X	State HR Section Chief/Maria Marotta	X
SERP Lead, Forestry/Seth Bernatchez	X	State Finance Section Chief/Kris Swedberg	X
Transmission Restoration Lead/ Andrew Schneller	X	State Safety & Health Officer/Bob Preshong, Mike Nickl	XX
Substation Lead/Bob Brawley	X	State Environmental Officer/Pete Harley	X
Control Center Lead/Mike Gallagher	X	State Security Officer/John Jackson, Brad Newman	X
SERP Lead, Storm Rooms/Kevin Hellmuth	X	Emergency Planning Support/Steve Parenteau	X
<i>SERP Lead = State Emergency Response Process Lead</i>			

#	Agenda Item
1	<b>Safety Message – State Safety &amp; Health Officer</b> <ul style="list-style-type: none"> <li>➤ The roads could be in bad shape as the colder temps come in and freeze surfaces</li> <li>➤ Prepare your vehicle for winter (safety materials, spare clothes, blanket, hat, water)</li> </ul>

## February 1, 2021 Storm RI 90 Day Report Appendix A

	<ul style="list-style-type: none"> <li>➤ Pay attention of others on the road during hazardous driving conditions: <ul style="list-style-type: none"> <li>○ Are they going to fast?</li> <li>○ Not paying attention, swerving, not giving space?</li> <li>○ Look out for these drivers, give them plenty of space, or consider an alternate route</li> </ul> </li> </ul>																																				
2	<p><b>Weather Forecast – IC or DTN</b></p> <ul style="list-style-type: none"> <li>➤ Snow and wind will diminish through this morning. Areas of light wintry mix are possible today, changing back to occasional light snow showers tonight. A few light snow showers/flurries will remain possible on Wednesday. Thursday will be dry and hazard-free before another chance of wintry mix arrives on Friday.</li> </ul>																																				
3	<p><b>NE State Incident Commander</b></p> <ul style="list-style-type: none"> <li>➤ <b>Define the Operational Period</b> <ul style="list-style-type: none"> <li>○ 0700, 2/2/21 to 0700, 2/3/21</li> </ul> </li> <li>➤ <b>Provide overview of the Emergency activities; current size and complexity</b> <table border="1" data-bbox="381 598 1133 913" style="margin-left: 20px;"> <thead> <tr> <th colspan="6">[6:35] Municipal Storm Summary By Town</th> </tr> <tr> <th colspan="6">Drag a column header here to group by that column</th> </tr> <tr> <th>Area</th> <th>Peak Customers Affected</th> <th>Current Customers Affected</th> <th>Total Customers Restored</th> <th>Total Customers Affected</th> <th>Total Outages Restored</th> </tr> </thead> <tbody> <tr> <td><a href="#">Massachusetts</a></td> <td>13,819</td> <td>3,347</td> <td>38,477</td> <td>41,824</td> <td>105</td> </tr> <tr> <td><a href="#">Rhode Island</a></td> <td>9,067</td> <td>860</td> <td>17,492</td> <td>18,352</td> <td>73</td> </tr> <tr> <td></td> <td></td> <td><b>4,207</b></td> <td><b>55,969</b></td> <td><b>60,176</b></td> <td><b>178</b></td> </tr> </tbody> </table> <ul style="list-style-type: none"> <li>○</li> </ul> </li> <li>➤ <b>Declare Event Level for both MA and RI</b> <ul style="list-style-type: none"> <li>○ Type 4 MA, 3% or 35,000 customers at peak, 95% restored in 24 hours</li> <li>○ Type 4 RI, 7% or 35,000 customers at peak, 95% restored in 24 hours</li> </ul> </li> <li>➤ <b>Identify Branches affected</b> <ul style="list-style-type: none"> <li>○ Storm Rooms will open in Worcester, North Andover, Brockton, North Kingstown and Providence.</li> </ul> </li> <li>➤ <b>Identify State EOC status and position activation</b> <ul style="list-style-type: none"> <li>○ The State EOC will not activate.</li> </ul> </li> <li>➤ <b>Establish Emergency Objectives</b> <ul style="list-style-type: none"> <li>○ Zero Safety Incidents during the event. <ul style="list-style-type: none"> <li>▪ Zero injuries, switching incidents and RTC's for all employees and contractors.</li> <li>▪ Zero injuries to the Members of Public.</li> </ul> </li> <li>○ Assign and respond to all Police and Fire Standing by calls</li> <li>○ Successfully on-board all external resources prior to assigning work.</li> <li>○ Establish and maintain effective communications with all customers and regulators during the event.</li> <li>○ <b>Follow all NATIONAL GRID COVID PROTOCOLS.</b></li> </ul> </li> </ul>	[6:35] Municipal Storm Summary By Town						Drag a column header here to group by that column						Area	Peak Customers Affected	Current Customers Affected	Total Customers Restored	Total Customers Affected	Total Outages Restored	<a href="#">Massachusetts</a>	13,819	3,347	38,477	41,824	105	<a href="#">Rhode Island</a>	9,067	860	17,492	18,352	73			<b>4,207</b>	<b>55,969</b>	<b>60,176</b>	<b>178</b>
[6:35] Municipal Storm Summary By Town																																					
Drag a column header here to group by that column																																					
Area	Peak Customers Affected	Current Customers Affected	Total Customers Restored	Total Customers Affected	Total Outages Restored																																
<a href="#">Massachusetts</a>	13,819	3,347	38,477	41,824	105																																
<a href="#">Rhode Island</a>	9,067	860	17,492	18,352	73																																
		<b>4,207</b>	<b>55,969</b>	<b>60,176</b>	<b>178</b>																																
4	<p><b>State Operations Section Chief (not activated)</b></p>																																				
5	<p><b>Branch Directors</b></p> <ul style="list-style-type: none"> <li>➤ <b>MA Merrimack Valley and North Shore Branches - North Andover and Malden</b> <ul style="list-style-type: none"> <li>• Zero safety incidents</li> <li>• ~3,000 customers currently out, most along coast and northern region</li> <li>• All line contractors engaged</li> <li>• Look to get more contractors to help with the final cleanup effort today</li> <li>• Moving some Tewksbury crews to coastal areas</li> </ul> </li> <li>➤ <b>MA South Shore Branch – Brockton and Hopedale</b> <ul style="list-style-type: none"> <li>• Zero safety incidents</li> <li>• Experienced peak gusts, 45-60 mph winds around 11pm last night</li> <li>• Wires Down has been engaged but releasing soon</li> <li>• North Quincy issue last night has been resolved</li> <li>• 93w43 has a section out, need to set pole in the ROW</li> <li>• Plans to keep Storm Rooms open today disputing internal crews, releasing contractors</li> </ul> </li> </ul>																																				

February 1, 2021 Storm RI 90 Day Report  
Appendix A

- **MA Central/West Branch – Worcester**
  - Zero safety incidents
  - Wires Down, Muni Room, Storm Rooms looking to close around noontime today
- **Rhode Island Branch – Providence**
  - Zero safety incidents
  - 820 customers currently out, 130 outages
  - Most outages along the coast, where 50 mph winds were recorded
  - Contractor crews are all engaged
  - Full clean up expected later tonight

6 External Line Resource Lead

Staging Site	Resources	Crews	Buckets	Diggers
MA - Central	49	22	22	9
MA - MV	134	60	60	7
MA - NS	26	10	10	3
MA - SE	49	21	21	6
MA - SS	196	66	66	13
MA - West	34	14	14	3
Nantucket	4	2	2	0
Rhode Island	173	78	78	11
<b>Total:</b>	<b>634</b>	<b>290</b>	<b>290</b>	<b>51</b>

- 
- Branch Directors to work with Manjola directly for all Demobilization plans

7 SERP Lead, Forestry

Forestry Summary		Crew Counts		Incremental Crews		Total Crews	
		Dist	Trans	Dist	Trans	Dist	Trans
<b>New England</b>	Coastal	25	0	0	0	25	0
<b>South Division</b>	Capital	13	3	27	0	40	3
	Southshore	13	0	18	0	31	0
	Nantucket	1	0	0	0	1	0
	Southeast	13	3	20	0	33	3
	<b>NE South Total</b>	<b>65</b>	<b>6</b>	<b>65</b>	<b>0</b>	<b>130</b>	<b>6</b>
<b>New England</b>	Central	34	5	14	0	48	5
<b>North Division</b>	Western	22	1	0	0	22	1
	Merrimack	17	0	8	0	25	0
	Northshore	13	0	13	0	26	0
	TBD / Granite	0	0	0	0	0	0
	<b>NE North Total</b>	<b>86</b>	<b>6</b>	<b>35</b>	<b>0</b>	<b>121</b>	<b>6</b>
<b>New England Total</b>		<b>151</b>	<b>12</b>	<b>100</b>	<b>0</b>	<b>251</b>	<b>12</b>

- Branch Directors to work with Seth directly for all Demobilization plans

8 Transmission Restoration Lead

- R1 line in N. Attleboro locked out, crews on it today
- Some TLS crews may be free to help with Sub-T restoration today, contact Andrew
- Heli patrol asap tomorrow most likely as weather permits

February 1, 2021 Storm RI 90 Day Report  
Appendix A

9	<b>Substation Lead</b> <ul style="list-style-type: none"> <li>➤ Very busy supporting switching restoration last night</li> <li>➤ Working into the evening tonight clearing station access and clean up</li> </ul>
10	<b>Control Center Lead</b> <ul style="list-style-type: none"> <li>➤ 6 sub t impacted in NE, 5 in MA 1 in RI</li> <li>➤ 3 mainline distribution feeders are impacted in MA, zero in RI</li> </ul>
11	<b>SERP Lead, Storm Rooms</b> <ul style="list-style-type: none"> <li>➤ No Exceptions</li> </ul>
12	<b>IT Event Lead</b> <ul style="list-style-type: none"> <li>➤ No Exceptions</li> </ul>
13	<b>SERP Lead, Wires Down</b> <ul style="list-style-type: none"> <li>➤ No Exceptions</li> </ul>
14	<b>SERP Lead, Damage Assessment</b> <ul style="list-style-type: none"> <li>➤ No Exceptions</li> </ul>
15	<b>State Planning Section Chief</b> <ul style="list-style-type: none"> <li>➤ No Exceptions</li> </ul>
16	<b>State Logistics Section Chief</b> <ul style="list-style-type: none"> <li>➤ Working with the External Line Resource Unit to coordinate demobilisation plans today</li> </ul>
17	<b>State Liaison Officer</b> <ul style="list-style-type: none"> <li>➤ MA 1 issue overnight in Quincy, but since resolved</li> </ul>
18	<b>State Public Information Officer</b> <ul style="list-style-type: none"> <li>➤ 1 call overnight looking for outage numbers</li> <li>➤ Continue to provide web/social media/email messaging around progress and plans today</li> </ul>
19	<b>Customer Contact Center Lead</b> <ul style="list-style-type: none"> <li>➤ No Exceptions</li> </ul>
20	<b>State HR Section Chief</b> <ul style="list-style-type: none"> <li>➤ No Exceptions</li> </ul>
21	<b>State Finance Section Chief</b> <ul style="list-style-type: none"> <li>➤ No Exceptions</li> </ul>
22	<b>State Safety &amp; Health Officer</b> <ul style="list-style-type: none"> <li>➤ Onboarding complete</li> <li>➤ Colder temps will arrive later, careful of ice tonight and early morning tomorrow</li> </ul>
23	<b>State Environmental Officer</b> <ul style="list-style-type: none"> <li>➤ No Exceptions</li> </ul>
24	<b>State Security Officer</b> <ul style="list-style-type: none"> <li>➤ No Exceptions</li> </ul>
25	<b>Emergency Planning Support</b> <ul style="list-style-type: none"> <li>➤ 10 AM North Atlantic Mutual Assistance Call has been cancelled</li> <li>➤ All requests have been withdrawn</li> </ul>
26	<b>NE States Incident Commander</b> <ul style="list-style-type: none"> <li>➤ A lot of left work today, more activity will come up during the day as winds exit the region</li> <li>➤ Zero safety incidents are the main objective, thank you</li> </ul>
27	<b>Next Scheduled Call-Date &amp; Time</b> <ul style="list-style-type: none"> <li>• 2/2/21, 1900</li> </ul>