

The Narragansett Electric Company

d/b/a National Grid

INVESTIGATION AS TO THE
PROPRIETY OF PROPOSED TARIFF
CHANGES

Compliance Filing

Compliance Attachment 3
Workpaper 6e through
Workpaper 12

Book 4 of 7

August 16, 2018

Submitted to:
Rhode Island Public Utilities Commission
RIPUC Docket Nos. 4770/4780

Submitted by:

nationalgrid

Compliance Attachment 3
Narragansett Electric and Narragansett Gas Supporting Workpapers,
Including Cash Working Capital Studies

THE NARRAGANSETT ELECTRIC COMPANY
d/b/a NATIONAL GRID
RIPUC Docket Nos. 4770/4780
Compliance Attachment 3
Workpaper 6e
Page 1 of 60

The Narragansett Electric Company d/b/a National Grid
Service Company Rents
Service Company Capital for Facilities allocated to Operating Companies as Rent Expense
For the Rate Year ended August 31, 2020

Line	Work order	estm't N:	Project Description	Account Description	Bill Pool	In Service Date	Amortizati on Period	Inception to Date \$	Adjustments	HTY Spend
1	ITXFER00099	SVC8000	FIBER OPTIC CABLE - ALL SIZES	Communication Equipment	J139	07/01/97	120	\$2,600	\$0	\$2,600
2	ITXFER00099	SVC8000	MISCELLANEOUS ITEMS (EA)	Communication Equipment	J063	12/20/02	120	\$48,803	\$0	\$48,803
3	ITXFER00099	SVC8000	MISCELLANEOUS ITEMS (EA)	Communication Equipment	J139	08/26/04	120	\$560,942	\$0	\$560,942
4	ITXFER00099	SVC8000	MISCELLANEOUS ITEMS (EA)	Communication Equipment	J063	10/31/04	120	\$10,055	\$0	\$10,055
5	ITXFER00099	SVC8000	MISCELLANEOUS ITEMS (EA)	Communication Equipment	J063	04/23/05	120	\$86,734	\$0	\$86,734
6	ITXFER00099	SVC8000	MISCELLANEOUS ITEMS (EA)	Communication Equipment	J139	03/19/06	120	\$4,520	\$0	\$4,520
7	ITXFER00099	SVC8000	MISCELLANEOUS ITEMS (EA)	Communication Equipment	J139	09/01/06	120	\$103,619	\$0	\$103,619
8	ITXFER00099	SVC8000	COMMUNICATION EQP	Communication Equipment	J139	12/01/06	120	\$40,743	\$0	\$40,743
9	90000092476	SVC8000	TELEPHONE EQUIPMENT	Communication Equipment	J063	09/01/09	120	\$114,338	\$0	\$114,338
10	90000092476	SVC8000	TELEPHONE EQUIPMENT	Communication Equipment	J063	03/01/10	120	\$738,816	\$0	\$738,816
11	ITXFER00099	SVC8000	COMMUNICATION EQP	Communication Equipment	J139	08/01/12	120	\$1,001	\$0	\$1,001
12	90000098633	SVC8000	BATTERY	Communication Equipment	J063	12/01/13	120	\$3,658	\$0	\$3,658
13	90000098633	SVC8000	BATTERY CHARGER	Communication Equipment	J063	12/01/13	120	\$18,292	\$0	\$18,292
14	90000098633	SVC8000	BUILDING COMMUN & DATA CABLING PLNT	Communication Equipment	J063	12/01/13	120	\$7,317	\$0	\$7,317
15	90000098633	SVC8000	DATA CHANNEL MODEMS	Communication Equipment	J063	12/01/13	120	\$11,096	\$0	\$11,096
16	90000098633	SVC8000	JACK FIELD	Communication Equipment	J063	12/01/13	120	\$10,975	\$0	\$10,975
17	90000098634	SVC8000	BATTERY	Communication Equipment	J063	12/01/13	120	\$5,754	\$0	\$5,754
18	90000098634	SVC8000	BATTERY CHARGER	Communication Equipment	J063	12/01/13	120	\$11,507	\$0	\$11,507
19	90000098634	SVC8000	BUILDING COMMUN & DATA CABLING PLNT	Communication Equipment	J063	12/01/13	120	\$2,301	\$0	\$2,301
20	90000098634	SVC8000	DATA CHANNEL MODEMS	Communication Equipment	J063	12/01/13	120	\$12,223	\$0	\$12,223
21	90000098634	SVC8000	JACK FIELD	Communication Equipment	J063	12/01/13	120	\$5,754	\$0	\$5,754
22	90000098634	SVC8000	NETWORK MICROWAVE EQUIPMENT	Communication Equipment	J063	12/01/13	120	\$161,102	\$0	\$161,102
23	90000098635	SVC8000	BATTERY	Communication Equipment	J063	12/01/13	120	\$6,070	\$0	\$6,070
24	90000098635	SVC8000	BATTERY CHARGER	Communication Equipment	J063	12/01/13	120	\$30,840	\$0	\$30,840
25	90000098635	SVC8000	BUILDING COMMUN & DATA CABLING PLNT	Communication Equipment	J063	12/01/13	120	\$2,428	\$0	\$2,428
26	90000098635	SVC8000	DATA CHANNEL MODEMS	Communication Equipment	J063	12/01/13	120	\$12,895	\$0	\$12,895
27	90000098635	SVC8000	JACK FIELD	Communication Equipment	J063	12/01/13	120	\$6,070	\$0	\$6,070
28	90000098635	SVC8000	NETWORK MICROWAVE EQUIPMENT	Communication Equipment	J063	12/01/13	120	\$218,519	\$0	\$218,519
29	90000098636	SVC8000	BATTERY	Communication Equipment	J063	12/01/13	120	\$15,339	\$0	\$15,339
30	90000098636	SVC8000	BATTERY CHARGER	Communication Equipment	J063	12/01/13	120	\$30,157	\$0	\$30,157
31	90000098636	SVC8000	BUILDING COMMUN & DATA CABLING PLNT	Communication Equipment	J063	12/01/13	120	\$5,936	\$0	\$5,936
32	90000098636	SVC8000	DATA CHANNEL MODEMS	Communication Equipment	J063	12/01/13	120	\$47,485	\$0	\$47,485
33	90000098636	SVC8000	JACK FIELD	Communication Equipment	J063	12/01/13	120	\$5,936	\$0	\$5,936
34	90000098636	SVC8000	NETWORK MICROWAVE EQUIPMENT	Communication Equipment	J063	12/01/13	120	\$213,685	\$0	\$213,685
35	90000098638	SVC8000	BATTERY	Communication Equipment	J063	12/01/13	120	\$9,903	\$0	\$9,903
36	90000098638	SVC8000	BATTERY CHARGER	Communication Equipment	J063	12/01/13	120	\$12,873	\$0	\$12,873
37	90000098638	SVC8000	BUILDING COMMUN & DATA CABLING PLNT	Communication Equipment	J063	12/01/13	120	\$4,951	\$0	\$4,951
38	90000098638	SVC8000	DATA CHANNEL MODEMS	Communication Equipment	J063	12/01/13	120	\$4,951	\$0	\$4,951
39	90000098638	SVC8000	JACK FIELD	Communication Equipment	J063	12/01/13	120	\$2,971	\$0	\$2,971
40	90000098638	SVC8000	NETWORK MICROWAVE EQUIPMENT	Communication Equipment	J063	12/01/13	120	\$108,928	\$0	\$108,928
41	90000098638	SVC8000	TOWER	Communication Equipment	J063	12/01/13	120	\$38,634	\$0	\$38,634
42	90000098721	SVC8000	BATTERY	Communication Equipment	J063	12/01/13	120	\$16,225	\$0	\$16,225
43	90000098721	SVC8000	BATTERY CHARGER	Communication Equipment	J063	12/01/13	120	\$34,944	\$0	\$34,944
44	90000098721	SVC8000	BUILDING COMMUN & DATA CABLING PLNT	Communication Equipment	J063	12/01/13	120	\$6,878	\$0	\$6,878
45	90000098721	SVC8000	DATA CHANNEL MODEMS	Communication Equipment	J063	12/01/13	120	\$55,023	\$0	\$55,023
46	90000098721	SVC8000	JACK FIELD	Communication Equipment	J063	12/01/13	120	\$6,878	\$0	\$6,878
47	90000098721	SVC8000	NETWORK MICROWAVE EQUIPMENT	Communication Equipment	J063	12/01/13	120	\$123,802	\$0	\$123,802
48	90000098721	SVC8000	TOWER	Communication Equipment	J063	12/01/13	120	\$123,802	\$0	\$123,802
49	90000161645	SVC8000	NETWORK MICROWAVE EQUIPMENT	Communication Equipment	G012	06/01/17	120	\$3,384	\$0	\$3,384
50	90000098936	SVC8000	OFFICE FURNITURE	Improvements	G012	07/01/11	120	\$78,019	\$0	\$78,019
51	90000098936	SVC8000	PC & MISC COMPUTER EQUIPMENT	Improvements	G012	07/01/11	120	\$23,213	\$0	\$23,213
52	90000098936	SVC8000	Wire & Cable	Improvements	G012	07/01/11	120	\$253	\$0	\$253
53	ITXFER00099	SVC8000	LABORATORY EQUIPMENT (EA)	Laboratory Equipment	J135	07/01/87	120	\$1,462	\$0	\$1,462
54	ITXFER00099	SVC8000	LABORATORY EQUIPMENT (EA)	Laboratory Equipment	J063	06/17/03	120	\$7,784	\$0	\$7,784

THE NARRAGANSETT ELECTRIC COMPANY
d/b/a NATIONAL GRID
RIPUC Docket Nos. 4770/4780
Compliance Attachment 3
Workpaper 6e
Page 2 of 60

The Narragansett Electric Company d/b/a National Grid
Service Company Rents
Service Company Capital for Facilities allocated to Operating Companies as Rent Expense
For the Rate Year ended August 31, 2020

09/01/19 08/31/20 8.2300%

Line	Work order	Investment N°	Project Description	NECO	Account Description	09/01/2019 Balance	08/31/2020 Balance	Average Balance	Service Co Return	Year Return	Return on Accum Taxes
1	TXFER00099	SYG8000	FIBER OPTIC CABLE - ALL SIZES	YES	Communication Equipment	\$0	\$0	\$0	8.23%	\$0	\$0
2	TXFER00099	SYG8000	MISCELLANEOUS ITEMS (EA)	YES	Communication Equipment	\$0	\$0	\$0	8.23%	\$0	\$0
3	TXFER00099	SYG8000	MISCELLANEOUS ITEMS (EA)	YES	Communication Equipment	\$0	\$0	\$0	8.23%	\$0	\$0
4	TXFER00099	SYG8000	MISCELLANEOUS ITEMS (EA)	YES	Communication Equipment	\$0	\$0	\$0	8.23%	\$0	\$0
5	TXFER00099	SYG8000	MISCELLANEOUS ITEMS (EA)	YES	Communication Equipment	\$0	\$0	\$0	8.23%	\$0	\$0
6	TXFER00099	SYG8000	MISCELLANEOUS ITEMS (EA)	YES	Communication Equipment	\$0	\$0	\$0	8.23%	\$0	\$0
7	TXFER00099	SYG8000	MISCELLANEOUS ITEMS (EA)	YES	Communication Equipment	\$0	\$0	\$0	8.23%	\$0	\$0
8	TXFER00099	SYG8000	COMMUNICATION EQP	YES	Communication Equipment	\$0	\$0	\$0	8.23%	\$0	\$0
9	90000092476	SYG8000	TELEPHONE EQUIPMENT	YES	Communication Equipment	\$0	\$0	\$0	8.23%	\$0	\$0
10	90000092476	SYG8000	TELEPHONE EQUIPMENT	YES	Communication Equipment	\$36,941	\$18,470	\$18,470	8.23%	\$1,520	(\$415)
11	TXFER00099	SYG8000	COMMUNICATION EQP	YES	Communication Equipment	\$292	\$192	\$242	8.23%	\$20	(\$5)
12	90000098633	SYG8000	BATTERY	YES	Communication Equipment	\$1,555	\$1,189	\$1,372	8.23%	\$113	(\$22)
13	90000098633	SYG8000	BATTERY CHARGER	YES	Communication Equipment	\$7,774	\$5,945	\$6,859	8.23%	\$565	(\$133)
14	90000098633	SYG8000	BUILDING COMMUN & DATA CABLING PLNT	YES	Communication Equipment	\$3,110	\$2,744	\$2,744	8.23%	\$226	(\$53)
15	90000098633	SYG8000	DATA CHANNEL MODEMS	YES	Communication Equipment	\$4,716	\$3,606	\$4,161	8.23%	\$342	(\$81)
16	90000098633	SYG8000	JACK FIELD	YES	Communication Equipment	\$4,664	\$3,567	\$4,116	8.23%	\$339	(\$80)
17	90000098634	SYG8000	BATTERY	YES	Communication Equipment	\$2,445	\$1,870	\$2,158	8.23%	\$178	(\$42)
18	90000098634	SYG8000	BATTERY CHARGER	YES	Communication Equipment	\$4,891	\$3,740	\$4,315	8.23%	\$355	(\$84)
19	90000098634	SYG8000	BUILDING COMMUN & DATA CABLING PLNT	YES	Communication Equipment	\$978	\$748	\$863	8.23%	\$71	(\$17)
20	90000098634	SYG8000	DATA CHANNEL MODEMS	YES	Communication Equipment	\$5,195	\$3,972	\$4,584	8.23%	\$377	(\$89)
21	90000098634	SYG8000	JACK FIELD	YES	Communication Equipment	\$2,445	\$1,870	\$2,158	8.23%	\$178	(\$42)
22	90000098634	SYG8000	NETWORK MICROWAVE EQUIPMENT	YES	Communication Equipment	\$68,468	\$52,338	\$60,413	8.23%	\$4,972	(\$1,170)
23	90000098635	SYG8000	BATTERY	YES	Communication Equipment	\$2,580	\$1,973	\$2,276	8.23%	\$187	(\$44)
24	90000098635	SYG8000	BATTERY CHARGER	YES	Communication Equipment	\$13,107	\$10,023	\$11,565	8.23%	\$952	(\$224)
25	90000098635	SYG8000	BUILDING COMMUN & DATA CABLING PLNT	YES	Communication Equipment	\$1,052	\$789	\$911	8.23%	\$75	(\$18)
26	90000098635	SYG8000	DATA CHANNEL MODEMS	YES	Communication Equipment	\$5,480	\$4,191	\$4,836	8.23%	\$398	(\$94)
27	90000098635	SYG8000	JACK FIELD	YES	Communication Equipment	\$2,580	\$1,973	\$2,276	8.23%	\$187	(\$44)
28	90000098635	SYG8000	NETWORK MICROWAVE EQUIPMENT	YES	Communication Equipment	\$92,871	\$71,019	\$81,945	8.23%	\$6,744	(\$1,587)
29	90000098636	SYG8000	BATTERY	YES	Communication Equipment	\$6,519	\$4,985	\$5,752	8.23%	\$473	(\$111)
30	90000098636	SYG8000	BATTERY CHARGER	YES	Communication Equipment	\$12,817	\$9,801	\$11,309	8.23%	\$931	(\$219)
31	90000098636	SYG8000	BUILDING COMMUN & DATA CABLING PLNT	YES	Communication Equipment	\$2,523	\$1,929	\$2,226	8.23%	\$183	(\$43)
32	90000098636	SYG8000	DATA CHANNEL MODEMS	YES	Communication Equipment	\$20,181	\$15,433	\$17,807	8.23%	\$1,466	(\$345)
33	90000098636	SYG8000	JACK FIELD	YES	Communication Equipment	\$2,523	\$1,929	\$2,226	8.23%	\$183	(\$43)
34	90000098636	SYG8000	NETWORK MICROWAVE EQUIPMENT	YES	Communication Equipment	\$90,816	\$69,448	\$80,132	8.23%	\$6,595	(\$1,552)
35	90000098638	SYG8000	BATTERY	YES	Communication Equipment	\$4,209	\$3,218	\$3,713	8.23%	\$306	(\$72)
36	90000098638	SYG8000	BATTERY CHARGER	YES	Communication Equipment	\$5,471	\$4,184	\$4,828	8.23%	\$397	(\$93)
37	90000098638	SYG8000	BUILDING COMMUN & DATA CABLING PLNT	YES	Communication Equipment	\$2,104	\$1,609	\$1,857	8.23%	\$153	(\$36)
38	90000098638	SYG8000	DATA CHANNEL MODEMS	YES	Communication Equipment	\$2,104	\$1,609	\$1,857	8.23%	\$153	(\$36)
39	90000098638	SYG8000	JACK FIELD	YES	Communication Equipment	\$1,263	\$966	\$1,114	8.23%	\$92	(\$22)
40	90000098638	SYG8000	NETWORK MICROWAVE EQUIPMENT	YES	Communication Equipment	\$46,295	\$35,402	\$40,848	8.23%	\$3,362	(\$791)
41	90000098638	SYG8000	TOWER	YES	Communication Equipment	\$16,419	\$12,556	\$14,488	8.23%	\$1,192	(\$281)
42	90000098721	SYG8000	BATTERY	YES	Communication Equipment	\$5,273	\$4,081	\$4,677	8.23%	\$361	(\$91)
43	90000098721	SYG8000	BATTERY CHARGER	YES	Communication Equipment	\$6,895	\$5,273	\$6,084	8.23%	\$501	(\$118)
44	90000098721	SYG8000	BUILDING COMMUN & DATA CABLING PLNT	YES	Communication Equipment	\$14,851	\$11,357	\$13,104	8.23%	\$1,078	(\$254)
45	90000098721	SYG8000	DATA CHANNEL MODEMS	YES	Communication Equipment	\$2,923	\$2,235	\$2,579	8.23%	\$212	(\$50)
46	90000098721	SYG8000	JACK FIELD	YES	Communication Equipment	\$2,923	\$2,235	\$2,579	8.23%	\$212	(\$50)
47	90000098721	SYG8000	NETWORK MICROWAVE EQUIPMENT	YES	Communication Equipment	\$52,616	\$40,236	\$46,426	8.23%	\$3,821	(\$899)
48	90000098721	SYG8000	TOWER	YES	Communication Equipment	\$52,616	\$40,236	\$46,426	8.23%	\$3,821	(\$899)
49	90000161645	SYG8000	NETWORK MICROWAVE EQUIPMENT	YES	Communication Equipment	\$2,284	\$2,284	\$2,454	8.23%	\$202	(\$41)
50	90000098936	SYG8000	OFFICE FURNITURE	YES	Improvements	\$14,304	\$6,502	\$10,403	8.23%	\$856	(\$234)
51	90000098936	SYG8000	PC & MISC COMPUTER EQUIPMENT	YES	Improvements	\$4,256	\$1,934	\$3,095	8.23%	\$255	(\$70)
52	90000098936	SYG8000	Wire & Cable	YES	Improvements	\$46	\$21	\$34	8.23%	\$3	(\$1)
53	TXFER00099	SYG8000	LABORATORY EQUIPMENT (EA)	YES	Laboratory Equipment	\$0	\$0	\$0	8.23%	\$0	\$0
54	TXFER00099	SYG8000	LABORATORY EQUIPMENT (EA)	YES	Laboratory Equipment	\$0	\$0	\$0	8.23%	\$0	\$0

THE NARRAGANSETT ELECTRIC COMPANY
d/b/a NATIONAL GRID
RIPUC Docket Nos. 4770/4780
Compliance Attachment 3
Workpaper 6e
Page 3 of 60

The Narragansett Electric Company d/b/a National Grid
Service Company Rent
Service Company Capital for Facilities allocated to Operating Companies as Rent Expense
For the Rate Year ended August 31, 2020

Gas

Line	Work order	estimation N:	Project Description	Account Description	Year		Test Year		Test Year		Test Year	Test Year	
					Total Return	Amortization	NECO G Allocation	NECO G Rent-Return	NECO G Rent -	Distribution			Rent Return
1	TXFER00099	SVC8000	FIBER OPTIC CABLE - ALL SIZES	Communication Equipment	\$0	\$0	0.0000%	\$0	\$0	0.0000%	\$0	0.0000%	\$0
2	TXFER00099	SVC8000	MISCELLANEOUS ITEMS (EA)	Communication Equipment	\$0	\$0	0.0000%	\$0	\$0	0.0000%	\$0	0.0000%	\$0
3	TXFER00099	SVC8000	MISCELLANEOUS ITEMS (EA)	Communication Equipment	\$0	\$0	0.0000%	\$0	\$0	0.0000%	\$0	0.0000%	\$0
4	TXFER00099	SVC8000	MISCELLANEOUS ITEMS (EA)	Communication Equipment	\$0	\$0	0.0000%	\$0	\$0	0.0000%	\$0	0.0000%	\$0
5	TXFER00099	SVC8000	MISCELLANEOUS ITEMS (EA)	Communication Equipment	\$0	\$0	0.0000%	\$0	\$0	0.0000%	\$0	0.0000%	\$0
6	TXFER00099	SVC8000	MISCELLANEOUS ITEMS (EA)	Communication Equipment	\$0	\$0	0.0000%	\$0	\$0	0.0000%	\$0	0.0000%	\$0
7	TXFER00099	SVC8000	MISCELLANEOUS ITEMS (EA)	Communication Equipment	\$0	\$0	0.0000%	\$0	\$0	0.0000%	\$0	0.0000%	\$0
8	TXFER00099	SVC8000	COMMUNICATION EQP	Communication Equipment	\$0	\$0	0.0000%	\$0	\$0	0.0000%	\$0	0.0000%	\$0
9	90000092476	SVC8000	TELEPHONE EQUIPMENT	Communication Equipment	\$0	\$0	0.0000%	\$0	\$0	0.0000%	\$0	0.0000%	\$0
10	90000092476	SVC8000	TELEPHONE EQUIPMENT	Communication Equipment	\$1,105	\$36,941	4.0899%	\$45	\$1,511	9.6901%	\$107	9.6901%	\$107
11	TXFER00099	SVC8000	COMMUNICATION EQP	Communication Equipment	\$14	\$100	1.5316%	\$0	\$2	3.7985%	\$1	3.7985%	\$1
12	9000098633	SVC8000	BATTERY	Communication Equipment	\$86	\$366	4.0899%	\$4	\$15	9.6901%	\$8	9.6901%	\$8
13	9000098633	SVC8000	BATTERY CHARGER	Communication Equipment	\$432	\$1,829	4.0899%	\$18	\$75	9.6901%	\$42	9.6901%	\$42
14	9000098633	SVC8000	BUILDING COMMUN & DATA CABLING PLNT	Communication Equipment	\$173	\$732	4.0899%	\$7	\$30	9.6901%	\$17	9.6901%	\$17
15	9000098633	SVC8000	DATA CHANNEL MODEMS	Communication Equipment	\$262	\$1,110	4.0899%	\$11	\$45	9.6901%	\$25	9.6901%	\$25
16	9000098633	SVC8000	JACK FIELD	Communication Equipment	\$259	\$1,098	4.0899%	\$11	\$45	9.6901%	\$25	9.6901%	\$25
17	9000098634	SVC8000	BATTERY	Communication Equipment	\$136	\$575	4.0899%	\$6	\$24	9.6901%	\$13	9.6901%	\$13
18	9000098634	SVC8000	BATTERY CHARGER	Communication Equipment	\$54	\$230	4.0899%	\$2	\$9	9.6901%	\$5	9.6901%	\$5
19	9000098634	SVC8000	BUILDING COMMUN & DATA CABLING PLNT	Communication Equipment	\$272	\$1,151	4.0899%	\$11	\$47	9.6901%	\$26	9.6901%	\$26
20	9000098634	SVC8000	DATA CHANNEL MODEMS	Communication Equipment	\$288	\$1,222	4.0899%	\$12	\$50	9.6901%	\$28	9.6901%	\$28
21	9000098634	SVC8000	JACK FIELD	Communication Equipment	\$136	\$575	4.0899%	\$6	\$24	9.6901%	\$13	9.6901%	\$13
22	9000098634	SVC8000	NETWORK MICROWAVE EQUIPMENT	Communication Equipment	\$3,802	\$16,110	4.0899%	\$156	\$659	9.6901%	\$368	9.6901%	\$368
23	9000098635	SVC8000	BATTERY	Communication Equipment	\$143	\$607	4.0899%	\$6	\$25	9.6901%	\$14	9.6901%	\$14
24	9000098635	SVC8000	BATTERY CHARGER	Communication Equipment	\$728	\$3,084	4.0899%	\$30	\$126	9.6901%	\$71	9.6901%	\$71
25	9000098635	SVC8000	BUILDING COMMUN & DATA CABLING PLNT	Communication Equipment	\$57	\$243	4.0899%	\$2	\$10	9.6901%	\$6	9.6901%	\$6
26	9000098635	SVC8000	DATA CHANNEL MODEMS	Communication Equipment	\$304	\$1,290	4.0899%	\$12	\$53	9.6901%	\$29	9.6901%	\$29
27	9000098635	SVC8000	JACK FIELD	Communication Equipment	\$143	\$607	4.0899%	\$6	\$25	9.6901%	\$14	9.6901%	\$14
28	9000098635	SVC8000	NETWORK MICROWAVE EQUIPMENT	Communication Equipment	\$5,157	\$21,852	4.0899%	\$211	\$894	9.6901%	\$500	9.6901%	\$500
29	9000098636	SVC8000	BATTERY	Communication Equipment	\$362	\$1,534	4.0899%	\$15	\$63	9.6901%	\$35	9.6901%	\$35
30	9000098636	SVC8000	BATTERY CHARGER	Communication Equipment	\$712	\$3,016	4.0899%	\$29	\$123	9.6901%	\$69	9.6901%	\$69
31	9000098636	SVC8000	BUILDING COMMUN & DATA CABLING PLNT	Communication Equipment	\$140	\$594	4.0899%	\$6	\$24	9.6901%	\$14	9.6901%	\$14
32	9000098636	SVC8000	DATA CHANNEL MODEMS	Communication Equipment	\$1,121	\$4,749	4.0899%	\$46	\$194	9.6901%	\$109	9.6901%	\$109
33	9000098636	SVC8000	JACK FIELD	Communication Equipment	\$140	\$594	4.0899%	\$6	\$24	9.6901%	\$14	9.6901%	\$14
34	9000098636	SVC8000	NETWORK MICROWAVE EQUIPMENT	Communication Equipment	\$5,043	\$21,368	4.0899%	\$206	\$874	9.6901%	\$489	9.6901%	\$489
35	9000098638	SVC8000	BATTERY	Communication Equipment	\$234	\$990	4.0899%	\$10	\$41	9.6901%	\$23	9.6901%	\$23
36	9000098638	SVC8000	BATTERY CHARGER	Communication Equipment	\$304	\$1,287	4.0899%	\$12	\$53	9.6901%	\$29	9.6901%	\$29
37	9000098638	SVC8000	BUILDING COMMUN & DATA CABLING PLNT	Communication Equipment	\$117	\$495	4.0899%	\$5	\$20	9.6901%	\$11	9.6901%	\$11
38	9000098638	SVC8000	DATA CHANNEL MODEMS	Communication Equipment	\$117	\$495	4.0899%	\$5	\$20	9.6901%	\$11	9.6901%	\$11
39	9000098638	SVC8000	JACK FIELD	Communication Equipment	\$70	\$297	4.0899%	\$3	\$12	9.6901%	\$7	9.6901%	\$7
40	9000098638	SVC8000	NETWORK MICROWAVE EQUIPMENT	Communication Equipment	\$2,571	\$10,893	4.0899%	\$105	\$446	9.6901%	\$249	9.6901%	\$249
41	9000098638	SVC8000	TOWER	Communication Equipment	\$912	\$3,863	4.0899%	\$37	\$158	9.6901%	\$88	9.6901%	\$88
42	9000098721	SVC8000	BATTERY	Communication Equipment	\$383	\$1,622	4.0899%	\$16	\$66	9.6901%	\$37	9.6901%	\$37
43	9000098721	SVC8000	BATTERY CHARGER	Communication Equipment	\$825	\$3,494	4.0899%	\$34	\$143	9.6901%	\$80	9.6901%	\$80
44	9000098721	SVC8000	BUILDING COMMUN & DATA CABLING PLNT	Communication Equipment	\$162	\$688	4.0899%	\$7	\$28	9.6901%	\$16	9.6901%	\$16
45	9000098721	SVC8000	DATA CHANNEL MODEMS	Communication Equipment	\$1,299	\$5,402	4.0899%	\$53	\$225	9.6901%	\$126	9.6901%	\$126
46	9000098721	SVC8000	JACK FIELD	Communication Equipment	\$162	\$688	4.0899%	\$7	\$28	9.6901%	\$16	9.6901%	\$16
47	9000098721	SVC8000	NETWORK MICROWAVE EQUIPMENT	Communication Equipment	\$2,922	\$12,380	4.0899%	\$119	\$506	9.6901%	\$283	9.6901%	\$283
48	9000098721	SVC8000	TOWER	Communication Equipment	\$161	\$538	2.8497%	\$5	\$10	8.3686%	\$13	8.3686%	\$13
49	90000161645	SVC8000	NETWORK MICROWAVE EQUIPMENT	Improvements	\$622	\$7,802	2.8497%	\$18	\$222	8.3686%	\$22	8.3686%	\$22
50	9000098936	SVC8000	OFFICE FURNITURE	Improvements	\$185	\$2,847	2.8497%	\$5	\$66	8.3686%	\$15	8.3686%	\$15
51	9000098936	SVC8000	PC & MISC COMPUTER EQUIPMENT	Improvements	\$2	\$25	2.8497%	\$0	\$1	8.3686%	\$0	8.3686%	\$0
52	9000098936	SVC8000	Wire & Cable	Improvements	\$2	\$25	2.8497%	\$0	\$1	8.3686%	\$0	8.3686%	\$0
53	TXFER00099	SVC8000	LABORATORY EQUIPMENT (EA)	Laboratory Equipment	\$0	\$0	0.0000%	\$0	\$0	0.0000%	\$0	0.0000%	\$0
54	TXFER00099	SVC8000	LABORATORY EQUIPMENT (EA)	Laboratory Equipment	\$0	\$0	0.0000%	\$0	\$0	0.0000%	\$0	0.0000%	\$0

THE NARRAGANSETT ELECTRIC COMPANY
d/b/a NATIONAL GRID
RIPUC Docket Nos. 4770/4780
Compliance Attachment 3
Workpaper 6e
Page 4 of 60

The Narragansett Electric Company d/b/a National Grid
Service Company Repts
Service Company Capital for Facilities allocated to Operating Companies as Rent Expense
For the Rate Year ended August 31, 2020

Line	Work order	estm N:	Project Description	Account Description	Test Year Rent Depreciation	Less IFA Salary & Wage Allocator	Total	Amortization Period	Bonus Rate	Bonus Depreciation	09/01/2019	08/31/2020
											Balance	Balance
1	ITXFER00099	SVC8000	FIBER OPTIC CABLE--ALL SIZES	Communication Equipment	\$0	\$0	\$0	84	0.00%	\$0	\$2,600	\$2,600
2	ITXFER00099	SVC8000	MISCELLANEOUS ITEMS (EA)	Communication Equipment	\$0	\$0	\$0	84	46.14%	\$22,517	\$48,803	\$48,803
3	ITXFER00099	SVC8000	MISCELLANEOUS ITEMS (EA)	Communication Equipment	\$0	\$0	\$0	84	46.14%	\$258,815	\$560,942	\$560,942
4	ITXFER00099	SVC8000	MISCELLANEOUS ITEMS (EA)	Communication Equipment	\$0	\$0	\$0	84	46.14%	\$4,639	\$10,055	\$10,055
5	ITXFER00099	SVC8000	MISCELLANEOUS ITEMS (EA)	Communication Equipment	\$0	\$0	\$0	84	46.14%	\$40,018	\$86,734	\$86,734
6	ITXFER00099	SVC8000	MISCELLANEOUS ITEMS (EA)	Communication Equipment	\$0	\$0	\$0	84	46.14%	\$2,086	\$4,520	\$4,520
7	ITXFER00099	SVC8000	MISCELLANEOUS ITEMS (EA)	Communication Equipment	\$0	\$0	\$0	84	46.14%	\$7,809	\$103,619	\$103,619
8	ITXFER00099	SVC8000	COMMUNICATION EQP	Communication Equipment	\$0	\$0	\$0	84	46.14%	\$18,798	\$40,743	\$40,743
9	90000092476	SVC8000	TELEPHONE EQUIPMENT	Communication Equipment	\$0	\$0	\$0	84	46.14%	\$52,755	\$114,338	\$114,338
10	90000092476	SVC8000	TELEPHONE EQUIPMENT	Communication Equipment	\$3,580	\$504	\$5,183	84	46.14%	\$340,884	\$738,816	\$738,816
11	ITXFER00099	SVC8000	COMMUNICATION EQP	Communication Equipment	\$4	\$1	\$5	84	46.14%	\$462	\$1,001	\$1,001
12	90000098633	SVC8000	BATTERY	Communication Equipment	\$35	\$6	\$38	84	41.71%	\$1,526	\$3,373	\$3,373
13	90000098633	SVC8000	BATTERY CHARGER	Communication Equipment	\$177	\$30	\$189	84	41.71%	\$7,629	\$16,864	\$16,864
14	90000098633	SVC8000	BUILDING COMMUN & DATA CABLING PLENT	Communication Equipment	\$71	\$12	\$76	84	41.71%	\$3,052	\$6,746	\$6,746
15	90000098633	SVC8000	DATA CHANNEL MODEMS	Communication Equipment	\$108	\$18	\$115	84	41.71%	\$4,628	\$10,230	\$10,230
16	90000098633	SVC8000	JACK FIELD	Communication Equipment	\$106	\$18	\$113	84	41.71%	\$4,577	\$10,119	\$10,119
17	90000098634	SVC8000	BATTERY	Communication Equipment	\$56	\$9	\$59	84	41.71%	\$2,400	\$5,305	\$5,305
18	90000098634	SVC8000	BATTERY CHARGER	Communication Equipment	\$112	\$19	\$119	84	41.71%	\$4,799	\$10,609	\$10,609
19	90000098634	SVC8000	BUILDING COMMUN & DATA CABLING PLENT	Communication Equipment	\$22	\$4	\$24	84	41.71%	\$960	\$2,122	\$2,122
20	90000098634	SVC8000	DATA CHANNEL MODEMS	Communication Equipment	\$118	\$20	\$126	84	41.71%	\$5,098	\$11,269	\$11,269
21	90000098634	SVC8000	JACK FIELD	Communication Equipment	\$56	\$9	\$59	84	41.71%	\$2,400	\$5,305	\$5,305
22	90000098634	SVC8000	NETWORK MICROWAVE EQUIPMENT	Communication Equipment	\$1,561	\$264	\$1,666	84	41.71%	\$67,189	\$148,527	\$148,527
23	90000098635	SVC8000	BATTERY	Communication Equipment	\$59	\$10	\$63	84	41.71%	\$2,552	\$5,596	\$5,596
24	90000098635	SVC8000	BATTERY CHARGER	Communication Equipment	\$299	\$50	\$319	84	41.71%	\$12,862	\$28,433	\$28,433
25	90000098635	SVC8000	BUILDING COMMUN & DATA CABLING PLENT	Communication Equipment	\$24	\$4	\$25	84	41.71%	\$1,013	\$2,238	\$2,238
26	90000098635	SVC8000	DATA CHANNEL MODEMS	Communication Equipment	\$125	\$21	\$133	84	41.71%	\$5,378	\$11,889	\$11,889
27	90000098635	SVC8000	JACK FIELD	Communication Equipment	\$59	\$10	\$63	84	41.71%	\$2,552	\$5,596	\$5,596
28	90000098635	SVC8000	NETWORK MICROWAVE EQUIPMENT	Communication Equipment	\$2,117	\$358	\$2,260	84	41.71%	\$91,135	\$201,463	\$201,463
29	90000098636	SVC8000	BATTERY	Communication Equipment	\$149	\$25	\$159	84	41.71%	\$6,397	\$14,142	\$14,142
30	90000098636	SVC8000	BATTERY CHARGER	Communication Equipment	\$292	\$49	\$312	84	41.71%	\$12,577	\$27,803	\$27,803
31	90000098636	SVC8000	BUILDING COMMUN & DATA CABLING PLENT	Communication Equipment	\$58	\$10	\$61	84	41.71%	\$2,476	\$5,472	\$5,472
32	90000098636	SVC8000	DATA CHANNEL MODEMS	Communication Equipment	\$460	\$78	\$491	84	41.71%	\$19,804	\$43,779	\$43,779
33	90000098636	SVC8000	JACK FIELD	Communication Equipment	\$58	\$10	\$61	84	41.71%	\$2,476	\$5,472	\$5,472
34	90000098636	SVC8000	NETWORK MICROWAVE EQUIPMENT	Communication Equipment	\$2,071	\$350	\$2,210	84	41.71%	\$89,119	\$197,005	\$197,005
35	90000098638	SVC8000	BATTERY	Communication Equipment	\$96	\$16	\$102	84	41.71%	\$4,130	\$9,130	\$9,130
36	90000098638	SVC8000	BATTERY CHARGER	Communication Equipment	\$125	\$21	\$133	84	41.71%	\$5,369	\$11,869	\$11,869
37	90000098638	SVC8000	BUILDING COMMUN & DATA CABLING PLENT	Communication Equipment	\$48	\$8	\$51	84	41.71%	\$2,065	\$4,565	\$4,565
38	90000098638	SVC8000	DATA CHANNEL MODEMS	Communication Equipment	\$48	\$8	\$51	84	41.71%	\$2,065	\$4,565	\$4,565
39	90000098638	SVC8000	JACK FIELD	Communication Equipment	\$29	\$5	\$31	84	41.71%	\$1,239	\$2,739	\$2,739
40	90000098638	SVC8000	NETWORK MICROWAVE EQUIPMENT	Communication Equipment	\$1,056	\$178	\$1,126	84	41.71%	\$45,430	\$100,426	\$100,426
41	90000098638	SVC8000	TOWER	Communication Equipment	\$374	\$63	\$400	84	41.71%	\$16,112	\$35,618	\$35,618
42	90000098721	SVC8000	BATTERY	Communication Equipment	\$157	\$27	\$168	84	41.71%	\$6,767	\$14,958	\$14,958
43	90000098721	SVC8000	BATTERY CHARGER	Communication Equipment	\$339	\$57	\$361	84	41.71%	\$14,574	\$32,217	\$32,217
44	90000098721	SVC8000	BUILDING COMMUN & DATA CABLING PLENT	Communication Equipment	\$67	\$11	\$71	84	41.71%	\$2,868	\$6,341	\$6,341
45	90000098721	SVC8000	DATA CHANNEL MODEMS	Communication Equipment	\$533	\$90	\$569	84	41.71%	\$22,948	\$50,728	\$50,728
46	90000098721	SVC8000	JACK FIELD	Communication Equipment	\$67	\$11	\$71	84	41.71%	\$2,868	\$6,341	\$6,341
47	90000098721	SVC8000	NETWORK MICROWAVE EQUIPMENT	Communication Equipment	\$1,200	\$203	\$1,280	84	41.71%	\$51,633	\$114,139	\$114,139
48	90000098721	SVC8000	TOWER	Communication Equipment	\$1,200	\$203	\$1,280	84	41.71%	\$51,633	\$114,139	\$114,139
49	90000161645	SVC8000	NETWORK MICROWAVE EQUIPMENT	Communication Equipment	\$27	\$6	\$35	84	49.95%	\$1,690	\$2,644	\$2,644
50	90000098936	SVC8000	PC & MISC COMPUTER EQUIPMENT	Improvements	\$618	\$92	\$579	84	46.14%	\$35,997	\$78,019	\$78,019
51	90000098936	SVC8000	Wire & Cable	Improvements	\$184	\$27	\$172	84	46.14%	\$10,711	\$23,213	\$23,213
52	90000098936	SVC8000	LABORATORY EQUIPMENT (EA)	Improvements	\$2	\$0	\$2	84	46.14%	\$117	\$253	\$253
53	ITXFER00099	SVC8000	LABORATORY EQUIPMENT (EA)	Laboratory Equipment	\$0	\$0	\$0	84	0.00%	\$0	\$1,462	\$1,462
54	ITXFER00099	SVC8000	LABORATORY EQUIPMENT (EA)	Laboratory Equipment	\$0	\$0	\$0	84	46.14%	\$3,591	\$7,784	\$7,784

THE NARRAGANSETT ELECTRIC COMPANY
d/b/a NATIONAL GRID
RIPUC Docket Nos. 4770/4780
Compliance Attachment 3
Workpaper 6e
Page 5 of 60

The Narragansett Electric Company db/a National Grid
Service Company Reimburse
Service Company Capital for Facilities allocated to Operating Companies as Rent Expense
For the Rate Year ended August 31, 2020

27.32% 09/01/19 08/31/20 27.32% 8.23%

Line	Work order	estimation N:	Project Description	Account Description	Average Balance	Cash Tax	09/01/2019 Balance	08/31/2020 Balance	Average Balance	Book Tax	Cash to Book Tax Difference	Return on Accum Taxes
1	ITXFER00099	SVC8000	FIBER OPTIC CABLE - ALL SIZES	Communication Equipment	\$2,600	\$710	\$2,600	\$2,600	\$2,600	\$710	\$0	\$0
2	ITXFER00099	SVC8000	MISCELLANEOUS ITEMS (EA)	Communication Equipment	\$48,803	\$13,333	\$48,803	\$48,803	\$48,803	\$13,333	\$0	\$0
3	ITXFER00099	SVC8000	MISCELLANEOUS ITEMS (EA)	Communication Equipment	\$560,942	\$153,249	\$560,942	\$560,942	\$560,942	\$153,249	\$0	\$0
4	ITXFER00099	SVC8000	MISCELLANEOUS ITEMS (EA)	Communication Equipment	\$10,055	\$2,747	\$10,055	\$10,055	\$10,055	\$2,747	\$0	\$0
5	ITXFER00099	SVC8000	MISCELLANEOUS ITEMS (EA)	Communication Equipment	\$86,734	\$23,696	\$86,734	\$86,734	\$86,734	\$23,696	\$0	\$0
6	ITXFER00099	SVC8000	MISCELLANEOUS ITEMS (EA)	Communication Equipment	\$4,520	\$1,235	\$4,520	\$4,520	\$4,520	\$1,235	\$0	\$0
7	ITXFER00099	SVC8000	MISCELLANEOUS ITEMS (EA)	Communication Equipment	\$103,619	\$28,309	\$103,619	\$103,619	\$103,619	\$28,309	\$0	\$0
8	ITXFER00099	SVC8000	COMMUNICATION EQP	Communication Equipment	\$40,743	\$11,131	\$40,743	\$40,743	\$40,743	\$11,131	\$0	\$0
9	9000092476	SVC8000	TELEPHONE EQUIPMENT	Communication Equipment	\$14,338	\$3,127	\$14,338	\$14,338	\$14,338	\$3,127	\$0	\$0
10	9000092476	SVC8000	TELEPHONE EQUIPMENT	Communication Equipment	\$738,816	\$201,845	\$738,816	\$738,816	\$738,816	\$201,845	\$5,046	\$415
11	ITXFER00099	SVC8000	COMMUNICATION EQP	Communication Equipment	\$1,001	\$273	\$1,001	\$809	\$759	\$207	\$66	\$5
12	9000098633	SVC8000	BATTERY	Communication Equipment	\$3,468	\$947	\$2,104	\$2,469	\$2,287	\$625	\$323	\$27
13	9000098633	SVC8000	BATTERY CHARGER	Communication Equipment	\$17,340	\$4,737	\$10,518	\$12,347	\$11,432	\$3,123	\$1,614	\$133
14	9000098633	SVC8000	BUILDING COMMUN & DATA CABLING PLNT	Communication Equipment	\$6,936	\$1,895	\$4,207	\$4,939	\$4,573	\$1,249	\$646	\$53
15	9000098633	SVC8000	DATA CHANNEL MODEMS	Communication Equipment	\$10,519	\$2,874	\$6,380	\$7,490	\$6,935	\$1,895	\$979	\$81
16	9000098633	SVC8000	JACK FIELD	Communication Equipment	\$10,404	\$2,842	\$6,311	\$7,408	\$6,859	\$1,874	\$968	\$80
17	9000098634	SVC8000	BATTERY	Communication Equipment	\$5,454	\$1,490	\$3,308	\$3,884	\$3,596	\$982	\$508	\$42
18	9000098634	SVC8000	BATTERY CHARGER	Communication Equipment	\$10,909	\$2,980	\$6,617	\$7,767	\$7,192	\$1,965	\$1,015	\$84
19	9000098634	SVC8000	BUILDING COMMUN & DATA CABLING PLNT	Communication Equipment	\$2,182	\$596	\$1,323	\$1,553	\$1,438	\$393	\$203	\$17
20	9000098634	SVC8000	DATA CHANNEL MODEMS	Communication Equipment	\$11,387	\$3,166	\$7,028	\$8,251	\$7,639	\$2,087	\$1,079	\$89
21	9000098634	SVC8000	JACK FIELD	Communication Equipment	\$5,454	\$1,490	\$3,308	\$3,884	\$3,596	\$982	\$508	\$42
22	9000098634	SVC8000	NETWORK MICROWAVE EQUIPMENT	Communication Equipment	\$152,720	\$41,723	\$92,634	\$108,744	\$100,689	\$27,508	\$14,215	\$1,170
23	9000098635	SVC8000	BATTERY	Communication Equipment	\$7,574	\$1,572	\$3,490	\$4,097	\$3,794	\$1,036	\$556	\$44
24	9000098635	SVC8000	BATTERY CHARGER	Communication Equipment	\$29,256	\$7,987	\$17,733	\$20,817	\$19,275	\$5,266	\$2,721	\$224
25	9000098635	SVC8000	BUILDING COMMUN & DATA CABLING PLNT	Communication Equipment	\$2,302	\$629	\$1,396	\$1,639	\$1,518	\$415	\$214	\$18
26	9000098635	SVC8000	DATA CHANNEL MODEMS	Communication Equipment	\$12,224	\$3,340	\$5,490	\$6,407	\$5,794	\$1,036	\$536	\$44
27	9000098635	SVC8000	JACK FIELD	Communication Equipment	\$5,754	\$1,572	\$3,490	\$4,097	\$3,794	\$1,036	\$536	\$44
28	9000098635	SVC8000	NETWORK MICROWAVE EQUIPMENT	Communication Equipment	\$207,150	\$56,593	\$125,649	\$147,520	\$136,575	\$37,312	\$19,281	\$1,387
29	9000098636	SVC8000	BATTERY	Communication Equipment	\$14,541	\$3,973	\$8,820	\$10,354	\$9,587	\$2,619	\$1,353	\$111
30	9000098636	SVC8000	BATTERY CHARGER	Communication Equipment	\$38,588	\$7,810	\$17,340	\$20,356	\$18,848	\$5,149	\$2,661	\$219
31	9000098636	SVC8000	BUILDING COMMUN & DATA CABLING PLNT	Communication Equipment	\$5,627	\$1,537	\$3,413	\$4,007	\$3,710	\$1,014	\$524	\$43
32	9000098636	SVC8000	DATA CHANNEL MODEMS	Communication Equipment	\$45,015	\$12,298	\$27,304	\$32,053	\$29,678	\$8,108	\$4,190	\$345
33	9000098636	SVC8000	JACK FIELD	Communication Equipment	\$5,627	\$1,537	\$3,413	\$4,007	\$3,710	\$1,014	\$524	\$43
34	9000098636	SVC8000	NETWORK MICROWAVE EQUIPMENT	Communication Equipment	\$202,567	\$55,341	\$122,869	\$144,237	\$133,553	\$36,487	\$18,855	\$1,552
35	9000098638	SVC8000	BATTERY	Communication Equipment	\$9,387	\$2,565	\$5,694	\$6,684	\$6,189	\$1,691	\$874	\$72
36	9000098638	SVC8000	BATTERY CHARGER	Communication Equipment	\$12,204	\$3,334	\$7,402	\$8,690	\$8,046	\$2,198	\$1,136	\$93
37	9000098638	SVC8000	BUILDING COMMUN & DATA CABLING PLNT	Communication Equipment	\$4,694	\$1,282	\$2,847	\$3,342	\$3,095	\$845	\$437	\$36
38	9000098638	SVC8000	DATA CHANNEL MODEMS	Communication Equipment	\$4,694	\$1,282	\$2,847	\$3,342	\$3,095	\$845	\$437	\$36
39	9000098638	SVC8000	JACK FIELD	Communication Equipment	\$2,816	\$769	\$1,708	\$2,005	\$1,857	\$507	\$262	\$22
40	9000098638	SVC8000	NETWORK MICROWAVE EQUIPMENT	Communication Equipment	\$103,261	\$28,211	\$62,649	\$73,527	\$68,080	\$18,600	\$9,611	\$791
41	9000098638	SVC8000	TOWER	Communication Equipment	\$36,624	\$10,006	\$22,214	\$26,078	\$24,146	\$6,597	\$3,409	\$281
42	9000098721	SVC8000	BATTERY	Communication Equipment	\$15,381	\$4,202	\$9,539	\$10,952	\$10,140	\$2,770	\$1,432	\$118
43	9000098721	SVC8000	BATTERY CHARGER	Communication Equipment	\$3,126	\$9,050	\$20,093	\$23,587	\$23,840	\$5,967	\$3,083	\$254
44	9000098721	SVC8000	BUILDING COMMUN & DATA CABLING PLNT	Communication Equipment	\$6,520	\$1,781	\$3,955	\$4,643	\$4,299	\$1,174	\$607	\$50
45	9000098721	SVC8000	DATA CHANNEL MODEMS	Communication Equipment	\$52,160	\$14,250	\$31,638	\$37,141	\$34,390	\$9,395	\$4,855	\$400
46	9000098721	SVC8000	JACK FIELD	Communication Equipment	\$6,520	\$1,781	\$3,955	\$4,643	\$4,299	\$1,174	\$607	\$50
47	9000098721	SVC8000	NETWORK MICROWAVE EQUIPMENT	Communication Equipment	\$117,361	\$32,063	\$71,186	\$83,567	\$77,376	\$21,139	\$10,924	\$899
48	9000098721	SVC8000	TOWER	Communication Equipment	\$17,361	\$32,063	\$71,186	\$83,567	\$77,376	\$21,139	\$10,924	\$899
49	9000016145	SVC8000	NETWORK MICROWAVE EQUIPMENT	Communication Equipment	\$21,315	\$761	\$11,000	\$13,100	\$931	\$254	\$497	\$41
50	9000098956	SVC8000	PC & MISC COMPUTER EQUIPMENT	Improvements	\$78,019	\$21,315	\$63,716	\$71,518	\$67,617	\$18,473	\$2,842	\$234
51	9000098956	SVC8000	WIRE & CABLE	Improvements	\$23,213	\$6,342	\$18,958	\$21,279	\$20,118	\$5,496	\$846	\$70
52	9000098956	SVC8000	WIRE & CABLE	Improvements	\$253	\$69	\$207	\$232	\$219	\$60	\$9	\$1
53	ITXFER00099	SVC8000	LABORATORY EQUIPMENT (EA)	Laboratory Equipment	\$1,462	\$399	\$1,462	\$1,462	\$1,462	\$399	\$0	\$0
54	ITXFER00099	SVC8000	LABORATORY EQUIPMENT (EA)	Laboratory Equipment	\$7,784	\$2,127	\$7,784	\$7,784	\$7,784	\$2,127	\$0	\$0

THE NARRAGANSETT ELECTRIC COMPANY

d/b/a NATIONAL GRID

RIPUC Docket Nos. 4770/4780

Compliance Attachment 3

Workpaper 6e

Page 6 of 60

The Narragansett Electric Company d/b/a National Grid
 Service Company Rents
 Service Company Capital for Facilities allocated to Operating Companies as Rent Expense
 For the Rate Year ended August 31, 2020

Line	Work order	estment N:	Project Description	Account Description	Bill Pool	Date	In Service	Amortizati	Inception to	Adjustments	HTY Spend
						Date	on Period	Date \$			
55	ITXFER00099	SVC8000	LABORATORY EQUIPMENT (EA)	Laboratory Equipment	J063	08/17/03	120	\$11,008	\$0	\$11,008	
56	ITXFER00099	SVC8000	LABORATORY EQUIPMENT (EA)	Laboratory Equipment	J063	04/17/04	120	\$21,599	\$0	\$21,599	
57	ITXFER00099	SVC8000	LABORATORY EQUIPMENT (EA)	Laboratory Equipment	J063	06/17/04	120	\$7,219	\$0	\$7,219	
58	ITXFER00099	SVC8000	LABORATORY EQUIPMENT (EA)	Laboratory Equipment	J063	10/31/04	120	\$684	\$0	\$684	
59	ITXFER00099	SVC8000	LABORATORY EQUIPMENT (EA)	Laboratory Equipment	J063	03/31/05	120	\$5,326	\$0	\$5,326	
60	ITXFER00099	SVC8000	LABORATORY EQUIPMENT (EA)	Laboratory Equipment	J063	05/31/05	120	\$33,331	\$0	\$33,331	
61	ITXFER00099	SVC8000	HIX Old Country Rd. Bldg	Land and Land Rights	J135	07/01/00	120	\$145,055.42	\$0	\$145,055.42	
62	ITXFER00099	SVC8000	HIX Old Country Rd. Bldg	Land and Land Rights	J135	07/01/08	120	\$854,944.58	\$0	\$854,944.58	
63	ITXFER00099	SVC8000	KITCHEN EQUIPMENT	Miscellaneous Equipment	J114	07/01/91	120	\$1,239	\$0	\$1,239	
64	ITXFER00099	SVC8000	RECREATION EQUIPMENT & FACILITIES (Miscellaneous Equipment	J114	07/01/92	120	\$93,468	\$0	\$93,468	
65	ITXFER00099	SVC8000	HOSPITAL EQUIPMENT (EA)	Miscellaneous Equipment	J114	07/01/93	120	\$3,178	\$0	\$3,178	
66	ITXFER00099	SVC8000	KITCHEN EQUIPMENT	Miscellaneous Equipment	J114	07/01/93	120	\$4,514	\$0	\$4,514	
67	ITXFER00099	SVC8000	KITCHEN EQUIPMENT	Miscellaneous Equipment	J135	07/01/93	120	\$531	\$0	\$531	
68	ITXFER00099	SVC8000	HOSPITAL EQUIPMENT (EA)	Miscellaneous Equipment	J135	07/01/94	120	\$19,839	\$0	\$19,839	
69	ITXFER00099	SVC8000	HOSPITAL EQUIPMENT (EA)	Miscellaneous Equipment	J135	07/01/95	120	\$13,868	\$0	\$13,868	
70	ITXFER00099	SVC8000	KITCHEN EQUIPMENT	Miscellaneous Equipment	J139	07/01/96	120	\$7,151	\$0	\$7,151	
71	ITXFER00099	SVC8000	REST OR LOUNGE ROOM EQUIPMENT (EA)	Miscellaneous Equipment	J139	07/01/96	120	\$4,023	\$0	\$4,023	
72	ITXFER00099	SVC8000	KITCHEN EQUIPMENT	Miscellaneous Equipment	J114	07/01/97	120	\$2,208	\$0	\$2,208	
73	ITXFER00099	SVC8000	KITCHEN EQUIPMENT	Miscellaneous Equipment	J135	07/01/97	120	\$515	\$0	\$515	
74	ITXFER00099	SVC8000	MISCELLANEOUS ITEMS (EA)	Miscellaneous Equipment	J135	07/01/97	120	\$8,663	\$0	\$8,663	
75	ITXFER00099	SVC8000	MISCELLANEOUS ITEMS (EA)	Miscellaneous Equipment	J114	07/01/99	120	\$8,117	\$0	\$8,117	
76	ITXFER00099	SVC8000	MISCELLANEOUS ITEMS (EA)	Miscellaneous Equipment	J135	07/01/99	120	\$24,031	\$0	\$24,031	
77	ITXFER00099	SVC8000	MISCELLANEOUS ITEMS (EA)	Miscellaneous Equipment	J139	12/31/01	120	\$9,848	\$0	\$9,848	
78	ITXFER00099	SVC8000	MISCELLANEOUS ITEMS (EA)	Miscellaneous Equipment	J139	07/31/02	120	\$1,140	\$0	\$1,140	
79	ITXFER00099	SVC8000	MISCELLANEOUS ITEMS (EA)	Miscellaneous Equipment	J063	11/20/02	120	\$4,000	\$0	\$4,000	
80	ITXFER00099	SVC8000	MISCELLANEOUS ITEMS (EA)	Miscellaneous Equipment	J139	01/31/03	120	\$5,576	\$0	\$5,576	
81	ITXFER00099	SVC8000	MISCELLANEOUS ITEMS (EA)	Miscellaneous Equipment	J139	03/31/03	120	\$8,684	\$0	\$8,684	
82	ITXFER00099	SVC8000	MISCELLANEOUS ITEMS (EA)	Miscellaneous Equipment	J063	06/20/03	120	\$2,300	\$0	\$2,300	
83	ITXFER00099	SVC8000	MISCELLANEOUS ITEMS (EA)	Miscellaneous Equipment	J063	12/31/03	120	\$2,759	\$0	\$2,759	
84	ITXFER00099	SVC8000	MISCELLANEOUS ITEMS (EA)	Miscellaneous Equipment	J063	01/20/04	120	\$1,000	\$0	\$1,000	
85	ITXFER00099	SVC8000	MISCELLANEOUS ITEMS (EA)	Miscellaneous Equipment	J063	07/01/06	120	\$30,825	\$0	\$30,825	
86	ITXFER00099	SVC8000	MISCELLANEOUS ITEMS (EA)	Miscellaneous Equipment	J063	07/01/06	120	\$70,912	\$0	\$70,912	
87	ITXFER00099	SVC8000	MISCELLANEOUS ITEMS (EA)	Miscellaneous Equipment	J063	08/01/06	120	\$1,345	\$0	\$1,345	
88	ITXFER00099	SVC8000	MISCELLANEOUS ITEMS (EA)	Miscellaneous Equipment	J063	08/01/06	120	\$41,201	\$0	\$41,201	
89	ITXFER00099	SVC8000	OFFICE MECHANICAL EQUIPMENT (EA)	Miscellaneous Equipment	J139	10/01/07	120	\$4,904	\$0	\$4,904	
90	ITXFER00099	SVC8000	MISCELLANEOUS ITEMS (EA)	Miscellaneous Equipment	J063	10/01/07	120	\$11,299	\$0	\$11,299	
91	ITXFER00099	SVC8000	MISCELLANEOUS ITEMS (EA)	Miscellaneous Equipment	J063	11/01/07	120	\$3,433	\$0	\$3,433	
92	ITXFER00099	SVC8000	MISCELLANEOUS ITEMS (EA)	Miscellaneous Equipment	J139	09/01/08	120	\$16,993	\$0	\$16,993	
93	90000092476	SVC8000	KITCHEN EQUIPMENT	Miscellaneous Equipment	J063	09/01/09	120	\$38,273	\$0	\$38,273	
94	90000100683	SVC8000	MISCELLANEOUS ITEMS (EA)	Miscellaneous Equipment	G012	11/01/10	120	\$18,867	\$0	\$18,867	
95	90000100683	SVC8000	MISCELLANEOUS ITEMS (EA)	Miscellaneous Equipment	G012	11/01/10	120	\$18,247	\$0	\$18,247	
96	90000104230	SVC8000	GENERAL PLANT > \$20,000	Miscellaneous Equipment	G012	07/01/11	120	\$55,182	\$0	\$55,182	
97	ITXFER00099	SVC8000	MISCELLANEOUS ITEMS (EA)	Miscellaneous Equipment	J139	10/30/11	120	\$367,531	\$0	\$367,531	
98	ITXFER00099	SVC8000	KITCHEN EQUIPMENT	Miscellaneous Equipment	J139	07/01/12	120	\$8,736	\$0	\$8,736	
99	ITXFER00099	SVC8000	MISCELLANEOUS ITEMS (EA)	Miscellaneous Equipment	J139	07/01/12	120	\$5,947	\$0	\$5,947	
100	ITXFER00099	SVC8000	MISCELLANEOUS ITEMS (EA)	Miscellaneous Equipment	J139	07/01/12	120	\$14,126	\$0	\$14,126	
101	ITXFER00099	SVC8000	MISCELLANEOUS ITEMS (EA)	Miscellaneous Equipment	J063	07/01/12	120	\$57,649	\$0	\$57,649	
102	ITXFER00099	SVC8000	FORK LIFT TRUCK	Miscellaneous Equipment	J139	08/01/12	120	\$53,489	\$0	\$53,489	
103	ITXFER00099	SVC8000	MISCELLANEOUS ITEMS (EA)	Miscellaneous Equipment	J063	08/01/12	120	\$114,767	\$0	\$114,767	
104	ITXFER00099	SVC8000	MISCELLANEOUS ITEMS (EA)	Miscellaneous Equipment	J063	08/01/12	120	\$11,601	\$0	\$11,601	
105	ITXFER00099	SVC8000	MISCELLANEOUS ITEMS (EA)	Miscellaneous Equipment	J063	08/01/12	120	\$2,451	\$0	\$2,451	
106	ITXFER00099	SVC8000	MISCELLANEOUS ITEMS (EA)	Miscellaneous Equipment	J139	10/01/12	120	\$21,955	\$0	\$21,955	
107	ITXFER00099	SVC8000	OFFICE EQUIPMENT	Miscellaneous Equipment	J139	10/01/12	120	\$1,711	\$0	\$1,711	
108	90000117719	SVC8000	GENERAL PLANT \$20,000 OR >	Miscellaneous Equipment	J063	09/01/13	120	\$25,353	\$0	\$25,353	

THE NARRAGANSETT ELECTRIC COMPANY
d/b/a NATIONAL GRID
RIPUC Docket Nos. 4770/4780
Compliance Attachment 3
Workpaper 6e
Page 7 of 60

The Narragansett Electric Company d/b/a National Grid
Service Company Rents
Service Company Capital for Facilities allocated to Operating Companies as Rent Expense
For the Rate Year ended August 31, 2020

09/01/2019 08/31/2020 8.2300%

Line	Work order	estment N:	Project Description	Account Description	NECO	09/01/2019	08/31/2020	Average	Service Co	Year Return	Return on
						Balance	Balance	Balance	Return	Accum	Accum Taxes
55	TXFER00099	SVG8000	LABORATORY EQUIPMENT (EA)	Laboratory Equipment	YES	\$0	\$0	\$0	8.23%	\$0	\$0
56	TXFER00099	SVG8000	LABORATORY EQUIPMENT (EA)	Laboratory Equipment	YES	\$0	\$0	\$0	8.23%	\$0	\$0
57	TXFER00099	SVG8000	LABORATORY EQUIPMENT (EA)	Laboratory Equipment	YES	\$0	\$0	\$0	8.23%	\$0	\$0
58	TXFER00099	SVG8000	LABORATORY EQUIPMENT (EA)	Laboratory Equipment	YES	\$0	\$0	\$0	8.23%	\$0	\$0
59	TXFER00099	SVG8000	LABORATORY EQUIPMENT (EA)	Laboratory Equipment	YES	\$0	\$0	\$0	8.23%	\$0	\$0
60	TXFER00099	SVG8000	LABORATORY EQUIPMENT (EA)	Laboratory Equipment	YES	\$0	\$0	\$0	8.23%	\$0	\$0
61	TXFER00099	SVG8000	HIX Old Country Rd. Bldg	Land and Land Rights	YES	\$0	\$0	\$0	8.23%	\$0	\$0
62	TXFER00099	SVG8000	HIX Old Country Rd. Bldg	Land and Land Rights	YES	\$0	\$0	\$0	8.23%	\$0	\$0
63	TXFER00099	SVG8000	KITCHEN EQUIPMENT	Miscellaneous Equipment	NO	\$0	\$0	\$0	8.23%	\$0	\$0
64	TXFER00099	SVG8000	RECREATION EQUIPMENT & FACILITIES (Miscellaneous Equipment	NO	\$0	\$0	\$0	8.23%	\$0	\$0
65	TXFER00099	SVG8000	HOSPITAL EQUIPMENT (EA)	Miscellaneous Equipment	NO	\$0	\$0	\$0	8.23%	\$0	\$0
66	TXFER00099	SVG8000	KITCHEN EQUIPMENT	Miscellaneous Equipment	NO	\$0	\$0	\$0	8.23%	\$0	\$0
67	TXFER00099	SVG8000	KITCHEN EQUIPMENT	Miscellaneous Equipment	YES	\$0	\$0	\$0	8.23%	\$0	\$0
68	TXFER00099	SVG8000	HOSPITAL EQUIPMENT (EA)	Miscellaneous Equipment	YES	\$0	\$0	\$0	8.23%	\$0	\$0
69	TXFER00099	SVG8000	HOSPITAL EQUIPMENT (EA)	Miscellaneous Equipment	YES	\$0	\$0	\$0	8.23%	\$0	\$0
70	TXFER00099	SVG8000	KITCHEN EQUIPMENT	Miscellaneous Equipment	YES	\$0	\$0	\$0	8.23%	\$0	\$0
71	TXFER00099	SVG8000	REST OR LOUNGE ROOM EQUIPMENT (EA)	Miscellaneous Equipment	YES	\$0	\$0	\$0	8.23%	\$0	\$0
72	TXFER00099	SVG8000	KITCHEN EQUIPMENT	Miscellaneous Equipment	NO	\$0	\$0	\$0	8.23%	\$0	\$0
73	TXFER00099	SVG8000	KITCHEN EQUIPMENT	Miscellaneous Equipment	YES	\$0	\$0	\$0	8.23%	\$0	\$0
74	TXFER00099	SVG8000	MISCELLANEOUS ITEMS (EA)	Miscellaneous Equipment	YES	\$0	\$0	\$0	8.23%	\$0	\$0
75	TXFER00099	SVG8000	MISCELLANEOUS ITEMS (EA)	Miscellaneous Equipment	NO	\$0	\$0	\$0	8.23%	\$0	\$0
76	TXFER00099	SVG8000	MISCELLANEOUS ITEMS (EA)	Miscellaneous Equipment	YES	\$0	\$0	\$0	8.23%	\$0	\$0
77	TXFER00099	SVG8000	MISCELLANEOUS ITEMS (EA)	Miscellaneous Equipment	YES	\$0	\$0	\$0	8.23%	\$0	\$0
78	TXFER00099	SVG8000	MISCELLANEOUS ITEMS (EA)	Miscellaneous Equipment	YES	\$0	\$0	\$0	8.23%	\$0	\$0
79	TXFER00099	SVG8000	MISCELLANEOUS ITEMS (EA)	Miscellaneous Equipment	YES	\$0	\$0	\$0	8.23%	\$0	\$0
80	TXFER00099	SVG8000	MISCELLANEOUS ITEMS (EA)	Miscellaneous Equipment	YES	\$0	\$0	\$0	8.23%	\$0	\$0
81	TXFER00099	SVG8000	MISCELLANEOUS ITEMS (EA)	Miscellaneous Equipment	YES	\$0	\$0	\$0	8.23%	\$0	\$0
82	TXFER00099	SVG8000	MISCELLANEOUS ITEMS (EA)	Miscellaneous Equipment	YES	\$0	\$0	\$0	8.23%	\$0	\$0
83	TXFER00099	SVG8000	MISCELLANEOUS ITEMS (EA)	Miscellaneous Equipment	YES	\$0	\$0	\$0	8.23%	\$0	\$0
84	TXFER00099	SVG8000	MISCELLANEOUS ITEMS (EA)	Miscellaneous Equipment	YES	\$0	\$0	\$0	8.23%	\$0	\$0
85	TXFER00099	SVG8000	MISCELLANEOUS ITEMS (EA)	Miscellaneous Equipment	YES	\$0	\$0	\$0	8.23%	\$0	\$0
86	TXFER00099	SVG8000	MISCELLANEOUS ITEMS (EA)	Miscellaneous Equipment	YES	\$0	\$0	\$0	8.23%	\$0	\$0
87	TXFER00099	SVG8000	MISCELLANEOUS ITEMS (EA)	Miscellaneous Equipment	YES	\$0	\$0	\$0	8.23%	\$0	\$0
88	TXFER00099	SVG8000	MISCELLANEOUS ITEMS (EA)	Miscellaneous Equipment	YES	\$0	\$0	\$0	8.23%	\$0	\$0
89	TXFER00099	SVG8000	OFFICE MECHANICAL EQUIPMENT (EA)	Miscellaneous Equipment	YES	\$0	\$0	\$0	8.23%	\$0	\$0
90	TXFER00099	SVG8000	MISCELLANEOUS ITEMS (EA)	Miscellaneous Equipment	YES	\$0	\$0	\$0	8.23%	\$0	\$0
91	TXFER00099	SVG8000	MISCELLANEOUS ITEMS (EA)	Miscellaneous Equipment	YES	\$0	\$0	\$0	8.23%	\$0	\$0
92	TXFER00099	SVG8000	MISCELLANEOUS ITEMS (EA)	Miscellaneous Equipment	YES	\$0	\$0	\$0	8.23%	\$0	\$0
93	90000092476	SVG8000	KITCHEN EQUIPMENT	Miscellaneous Equipment	YES	\$2,201	\$314	\$1,258	8.23%	\$104	(\$28)
94	90000100683	SVG8000	MISCELLANEOUS ITEMS (EA)	Miscellaneous Equipment	YES	\$2,129	\$304	\$1,216	8.23%	\$100	(\$27)
95	90000100683	SVG8000	MISCELLANEOUS ITEMS (EA)	Miscellaneous Equipment	YES	\$10,117	\$4,598	\$7,358	8.23%	\$606	(\$165)
96	90000104230	SVG8000	GENERAL PLANT > \$20,000	Miscellaneous Equipment	YES	\$79,632	\$42,879	\$61,255	8.23%	\$5,041	(\$1,377)
97	TXFER00099	SVG8000	MISCELLANEOUS ITEMS (EA)	Miscellaneous Equipment	YES	\$2,475	\$1,602	\$2,038	8.23%	\$168	(\$46)
98	TXFER00099	SVG8000	KITCHEN EQUIPMENT	Miscellaneous Equipment	YES	\$1,685	\$1,090	\$1,388	8.23%	\$114	(\$31)
99	TXFER00099	SVG8000	MISCELLANEOUS ITEMS (EA)	Miscellaneous Equipment	YES	\$4,002	\$2,590	\$3,296	8.23%	\$271	(\$74)
100	TXFER00099	SVG8000	MISCELLANEOUS ITEMS (EA)	Miscellaneous Equipment	YES	\$16,334	\$10,569	\$13,451	8.23%	\$1,107	(\$302)
101	TXFER00099	SVG8000	MISCELLANEOUS ITEMS (EA)	Miscellaneous Equipment	YES	\$15,601	\$10,252	\$12,927	8.23%	\$1,064	(\$291)
102	TXFER00099	SVG8000	FORK LIFT TRUCK	Miscellaneous Equipment	YES	\$33,474	\$21,997	\$27,735	8.23%	\$2,283	(\$624)
103	TXFER00099	SVG8000	MISCELLANEOUS ITEMS (EA)	Miscellaneous Equipment	YES	\$3,384	\$2,223	\$2,803	8.23%	\$231	(\$63)
104	TXFER00099	SVG8000	MISCELLANEOUS ITEMS (EA)	Miscellaneous Equipment	YES	\$6,769	\$4,574	\$5,672	8.23%	\$467	(\$122)
105	TXFER00099	SVG8000	MISCELLANEOUS ITEMS (EA)	Miscellaneous Equipment	YES	\$528	\$357	\$442	8.23%	\$36	(\$9)
106	TXFER00099	SVG8000	OFFICE EQUIPMENT	Miscellaneous Equipment	YES	\$10,141	\$7,606	\$8,874	8.23%	\$730	(\$170)
107	TXFER00099	SVG8000	OFFICE EQUIPMENT	Miscellaneous Equipment	YES	\$10,141	\$7,606	\$8,874	8.23%	\$730	(\$170)
108	90000117719	SVG8000	GENERAL PLANT \$20,000 OR >	Miscellaneous Equipment	YES	\$10,141	\$7,606	\$8,874	8.23%	\$730	(\$170)

THE NARRAGANSETT ELECTRIC COMPANY
d/b/a NATIONAL GRID
RIPUC Docket Nos. 4770/4780
Compliance Attachment 3
Workpaper 6e
Page 8 of 60

The Narragansett Electric Company d/b/a National Grid
Service Company Rents
Service Company Capital for Facilities allocated to Operating Companies as Rent Expense
For the Rate Year ended August 31, 2020

Gas

Line	Work order	estment N:	Project Description	Account Description	Total Return	Year		Test Year		Test Year		Test Year
						Amortization	NECO G	Allocation	NECO G	NECO G	Allocation	
55	TXFER00099	SYC8000	LABORATORY EQUIPMENT (EA)	Laboratory Equipment	\$0	\$0	0.0000%	\$0	\$0	0.0000%	\$0	\$0
56	TXFER00099	SYC8000	LABORATORY EQUIPMENT (EA)	Laboratory Equipment	\$0	\$0	0.0000%	\$0	\$0	0.0000%	\$0	\$0
57	TXFER00099	SYC8000	LABORATORY EQUIPMENT (EA)	Laboratory Equipment	\$0	\$0	0.0000%	\$0	\$0	0.0000%	\$0	\$0
58	TXFER00099	SYC8000	LABORATORY EQUIPMENT (EA)	Laboratory Equipment	\$0	\$0	0.0000%	\$0	\$0	0.0000%	\$0	\$0
59	TXFER00099	SYC8000	LABORATORY EQUIPMENT (EA)	Laboratory Equipment	\$0	\$0	0.0000%	\$0	\$0	0.0000%	\$0	\$0
60	TXFER00099	SYC8000	LABORATORY EQUIPMENT (EA)	Laboratory Equipment	\$0	\$0	0.0000%	\$0	\$0	0.0000%	\$0	\$0
61	TXFER00099	SYC8000	HIX Old County Rd. Bldg	Land and Land Rights	\$0	\$0	0.0000%	\$0	\$0	0.0000%	\$0	\$0
62	TXFER00099	SYC8000	HIX Old County Rd. Bldg	Land and Land Rights	\$0	\$0	0.0000%	\$0	\$0	0.0000%	\$0	\$0
63	TXFER00099	SYC8000	KITCHEN EQUIPMENT	Miscellaneous Equipment	\$0	\$0	0.0000%	\$0	\$0	0.0000%	\$0	\$0
64	TXFER00099	SYC8000	RECREATION EQUIPMENT & FACILITIES (Miscellaneous Equipment	\$0	\$0	0.0000%	\$0	\$0	0.0000%	\$0	\$0
65	TXFER00099	SYC8000	HOSPITAL EQUIPMENT (EA)	Miscellaneous Equipment	\$0	\$0	0.0000%	\$0	\$0	0.0000%	\$0	\$0
66	TXFER00099	SYC8000	KITCHEN EQUIPMENT	Miscellaneous Equipment	\$0	\$0	0.0000%	\$0	\$0	0.0000%	\$0	\$0
67	TXFER00099	SYC8000	KITCHEN EQUIPMENT	Miscellaneous Equipment	\$0	\$0	0.0000%	\$0	\$0	0.0000%	\$0	\$0
68	TXFER00099	SYC8000	HOSPITAL EQUIPMENT (EA)	Miscellaneous Equipment	\$0	\$0	0.0000%	\$0	\$0	0.0000%	\$0	\$0
69	TXFER00099	SYC8000	HOSPITAL EQUIPMENT (EA)	Miscellaneous Equipment	\$0	\$0	0.0000%	\$0	\$0	0.0000%	\$0	\$0
70	TXFER00099	SYC8000	KITCHEN EQUIPMENT	Miscellaneous Equipment	\$0	\$0	0.0000%	\$0	\$0	0.0000%	\$0	\$0
71	TXFER00099	SYC8000	REST OR LOUNGE ROOM EQUIPMENT (EA)	Miscellaneous Equipment	\$0	\$0	0.0000%	\$0	\$0	0.0000%	\$0	\$0
72	TXFER00099	SYC8000	KITCHEN EQUIPMENT	Miscellaneous Equipment	\$0	\$0	0.0000%	\$0	\$0	0.0000%	\$0	\$0
73	TXFER00099	SYC8000	KITCHEN EQUIPMENT	Miscellaneous Equipment	\$0	\$0	0.0000%	\$0	\$0	0.0000%	\$0	\$0
74	TXFER00099	SYC8000	MISCELLANEOUS ITEMS (EA)	Miscellaneous Equipment	\$0	\$0	0.0000%	\$0	\$0	0.0000%	\$0	\$0
75	TXFER00099	SYC8000	MISCELLANEOUS ITEMS (EA)	Miscellaneous Equipment	\$0	\$0	0.0000%	\$0	\$0	0.0000%	\$0	\$0
76	TXFER00099	SYC8000	MISCELLANEOUS ITEMS (EA)	Miscellaneous Equipment	\$0	\$0	0.0000%	\$0	\$0	0.0000%	\$0	\$0
77	TXFER00099	SYC8000	MISCELLANEOUS ITEMS (EA)	Miscellaneous Equipment	\$0	\$0	0.0000%	\$0	\$0	0.0000%	\$0	\$0
78	TXFER00099	SYC8000	MISCELLANEOUS ITEMS (EA)	Miscellaneous Equipment	\$0	\$0	0.0000%	\$0	\$0	0.0000%	\$0	\$0
79	TXFER00099	SYC8000	MISCELLANEOUS ITEMS (EA)	Miscellaneous Equipment	\$0	\$0	0.0000%	\$0	\$0	0.0000%	\$0	\$0
80	TXFER00099	SYC8000	MISCELLANEOUS ITEMS (EA)	Miscellaneous Equipment	\$0	\$0	0.0000%	\$0	\$0	0.0000%	\$0	\$0
81	TXFER00099	SYC8000	MISCELLANEOUS ITEMS (EA)	Miscellaneous Equipment	\$0	\$0	0.0000%	\$0	\$0	0.0000%	\$0	\$0
82	TXFER00099	SYC8000	MISCELLANEOUS ITEMS (EA)	Miscellaneous Equipment	\$0	\$0	0.0000%	\$0	\$0	0.0000%	\$0	\$0
83	TXFER00099	SYC8000	MISCELLANEOUS ITEMS (EA)	Miscellaneous Equipment	\$0	\$0	0.0000%	\$0	\$0	0.0000%	\$0	\$0
84	TXFER00099	SYC8000	MISCELLANEOUS ITEMS (EA)	Miscellaneous Equipment	\$0	\$0	0.0000%	\$0	\$0	0.0000%	\$0	\$0
85	TXFER00099	SYC8000	MISCELLANEOUS ITEMS (EA)	Miscellaneous Equipment	\$0	\$0	0.0000%	\$0	\$0	0.0000%	\$0	\$0
86	TXFER00099	SYC8000	MISCELLANEOUS ITEMS (EA)	Miscellaneous Equipment	\$0	\$0	0.0000%	\$0	\$0	0.0000%	\$0	\$0
87	TXFER00099	SYC8000	MISCELLANEOUS ITEMS (EA)	Miscellaneous Equipment	\$0	\$0	0.0000%	\$0	\$0	0.0000%	\$0	\$0
88	TXFER00099	SYC8000	MISCELLANEOUS ITEMS (EA)	Miscellaneous Equipment	\$0	\$0	0.0000%	\$0	\$0	0.0000%	\$0	\$0
89	TXFER00099	SYC8000	OFFICE MECHANICAL EQUIPMENT (EA)	Miscellaneous Equipment	\$0	\$0	0.0000%	\$0	\$0	0.0000%	\$0	\$0
90	TXFER00099	SYC8000	MISCELLANEOUS ITEMS (EA)	Miscellaneous Equipment	\$0	\$0	0.0000%	\$0	\$0	0.0000%	\$0	\$0
91	TXFER00099	SYC8000	MISCELLANEOUS ITEMS (EA)	Miscellaneous Equipment	\$0	\$0	0.0000%	\$0	\$0	0.0000%	\$0	\$0
92	TXFER00099	SYC8000	MISCELLANEOUS ITEMS (EA)	Miscellaneous Equipment	\$0	\$0	0.0000%	\$0	\$0	0.0000%	\$0	\$0
93	90000092476	SYC8000	KITCHEN EQUIPMENT	Miscellaneous Equipment	\$75	\$1,887	2.8497%	\$2	\$54	8.3686%	\$6	\$6
94	90000100683	SYC8000	MISCELLANEOUS ITEMS (EA)	Miscellaneous Equipment	\$73	\$1,825	2.8497%	\$2	\$52	8.3686%	\$6	\$6
95	90000100683	SYC8000	MISCELLANEOUS ITEMS (EA)	Miscellaneous Equipment	\$440	\$5,518	2.8497%	\$13	\$157	8.3686%	\$37	\$37
96	90000104230	SYC8000	GENERAL PLANT > \$20,000	Miscellaneous Equipment	\$3,664	\$36,753	1.5316%	\$56	\$563	3.7985%	\$139	\$139
97	TXFER00099	SYC8000	MISCELLANEOUS ITEMS (EA)	Miscellaneous Equipment	\$122	\$874	1.5316%	\$2	\$13	3.7985%	\$5	\$5
98	TXFER00099	SYC8000	KITCHEN EQUIPMENT	Miscellaneous Equipment	\$83	\$595	1.5316%	\$1	\$9	3.7985%	\$3	\$3
99	TXFER00099	SYC8000	MISCELLANEOUS ITEMS (EA)	Miscellaneous Equipment	\$197	\$1,413	1.5316%	\$3	\$22	3.7985%	\$7	\$7
100	TXFER00099	SYC8000	MISCELLANEOUS ITEMS (EA)	Miscellaneous Equipment	\$805	\$5,765	4.0899%	\$33	\$236	9.6901%	\$78	\$78
101	TXFER00099	SYC8000	MISCELLANEOUS ITEMS (EA)	Miscellaneous Equipment	\$773	\$5,349	1.5316%	\$12	\$82	3.7985%	\$29	\$29
102	TXFER00099	SYC8000	FORK LIFT TRUCK	Miscellaneous Equipment	\$1,659	\$11,477	1.5316%	\$25	\$176	3.7985%	\$63	\$63
103	TXFER00099	SYC8000	MISCELLANEOUS ITEMS (EA)	Miscellaneous Equipment	\$168	\$1,160	4.0899%	\$7	\$47	9.6901%	\$16	\$16
104	TXFER00099	SYC8000	MISCELLANEOUS ITEMS (EA)	Miscellaneous Equipment	\$35	\$245	4.0899%	\$1	\$10	9.6901%	\$3	\$3
105	TXFER00099	SYC8000	MISCELLANEOUS ITEMS (EA)	Miscellaneous Equipment	\$345	\$2,195	1.5316%	\$5	\$34	3.7985%	\$13	\$13
106	TXFER00099	SYC8000	OFFICE EQUIPMENT	Miscellaneous Equipment	\$27	\$171	1.5316%	\$0	\$3	3.7985%	\$1	\$1
107	TXFER00099	SYC8000	OFFICE EQUIPMENT	Miscellaneous Equipment	\$560	\$2,535	4.0899%	\$23	\$104	9.6901%	\$34	\$34
108	90000117719	SYC8000	GENERAL PLANT \$20,000 OR >	Miscellaneous Equipment								

THE NARRAGANSETT ELECTRIC COMPANY
d/b/a NATIONAL GRID
RIPUC Docket Nos. 4770/4780
Compliance Attachment 3
Workpaper 6e
Page 9 of 60

The Narragansett Electric Company d/b/a National Grid
Service Company Rents
Service Company Capital for Facilities allocated to Operating Companies as Rent Expense
For the Rate Year ended August 31, 2020

Distribution

Line	Work order	estm N:	Project Description	Account Description	Depreciation	Test Year Rent	Less IFA Salary & Wage	Wage	Allocator	Total	Amortization Period	Bonus Rate	Bonus Depreciation	09/01/2019	08/31/2020
														Balance	Balance
55	ITXFER00099	SVCS800	LABORATORY EQUIPMENT (EA)	Laboratory Equipment	\$0	\$0	\$0	\$0	\$0	\$0	84	46.14%	\$5,079	\$11,008	\$11,008
56	ITXFER00099	SVCS800	LABORATORY EQUIPMENT (EA)	Laboratory Equipment	\$0	\$0	\$0	\$0	\$0	\$0	84	46.14%	\$9,966	\$21,599	\$21,599
57	ITXFER00099	SVCS800	LABORATORY EQUIPMENT (EA)	Laboratory Equipment	\$0	\$0	\$0	\$0	\$0	\$0	84	46.14%	\$3,331	\$7,219	\$7,219
58	ITXFER00099	SVCS800	LABORATORY EQUIPMENT (EA)	Laboratory Equipment	\$0	\$0	\$0	\$0	\$0	\$0	84	46.14%	\$316	\$684	\$684
59	ITXFER00099	SVCS800	LABORATORY EQUIPMENT (EA)	Laboratory Equipment	\$0	\$0	\$0	\$0	\$0	\$0	84	46.14%	\$2,457	\$5,326	\$5,326
60	ITXFER00099	SVCS800	LABORATORY EQUIPMENT (EA)	Laboratory Equipment	\$0	\$0	\$0	\$0	\$0	\$0	84	46.14%	\$15,379	\$33,331	\$33,331
61	ITXFER00099	SVCS800	HIX Old Country Rd. Bldg	Land and Land Rights	\$0	\$0	\$0	\$0	\$0	\$0	84	0.00%	\$0	\$145,055	\$145,055
62	ITXFER00099	SVCS800	HIX Old Country Rd. Bldg	Land and Land Rights	\$0	\$0	\$0	\$0	\$0	\$0	84	0.00%	\$0	\$854,945	\$854,945
63	ITXFER00099	SVCS800	KITCHEN EQUIPMENT	Miscellaneous Equipment	\$0	\$0	\$0	\$0	\$0	\$0	84	0.00%	\$0	\$1,239	\$1,239
64	ITXFER00099	SVCS800	RECREATION EQUIPMENT & FACILITIES (Miscellaneous Equipment	\$0	\$0	\$0	\$0	\$0	\$0	84	0.00%	\$0	\$93,468	\$93,468
65	ITXFER00099	SVCS800	HOSPITAL EQUIPMENT (EA)	Miscellaneous Equipment	\$0	\$0	\$0	\$0	\$0	\$0	84	0.00%	\$0	\$3,178	\$3,178
66	ITXFER00099	SVCS800	KITCHEN EQUIPMENT	Miscellaneous Equipment	\$0	\$0	\$0	\$0	\$0	\$0	84	0.00%	\$0	\$4,514	\$4,514
67	ITXFER00099	SVCS800	KITCHEN EQUIPMENT	Miscellaneous Equipment	\$0	\$0	\$0	\$0	\$0	\$0	84	0.00%	\$0	\$531	\$531
68	ITXFER00099	SVCS800	HOSPITAL EQUIPMENT (EA)	Miscellaneous Equipment	\$0	\$0	\$0	\$0	\$0	\$0	84	0.00%	\$0	\$19,839	\$19,839
69	ITXFER00099	SVCS800	HOSPITAL EQUIPMENT (EA)	Miscellaneous Equipment	\$0	\$0	\$0	\$0	\$0	\$0	84	0.00%	\$0	\$13,868	\$13,868
70	ITXFER00099	SVCS800	KITCHEN EQUIPMENT	Miscellaneous Equipment	\$0	\$0	\$0	\$0	\$0	\$0	84	0.00%	\$0	\$7,151	\$7,151
71	ITXFER00099	SVCS800	REST OR LOUNGE ROOM EQUIPMENT (EA)	Miscellaneous Equipment	\$0	\$0	\$0	\$0	\$0	\$0	84	0.00%	\$0	\$4,023	\$4,023
72	ITXFER00099	SVCS800	KITCHEN EQUIPMENT	Miscellaneous Equipment	\$0	\$0	\$0	\$0	\$0	\$0	84	0.00%	\$0	\$2,208	\$2,208
73	ITXFER00099	SVCS800	KITCHEN EQUIPMENT	Miscellaneous Equipment	\$0	\$0	\$0	\$0	\$0	\$0	84	0.00%	\$0	\$515	\$515
74	ITXFER00099	SVCS800	MISCELLANEOUS ITEMS (EA)	Miscellaneous Equipment	\$0	\$0	\$0	\$0	\$0	\$0	84	0.00%	\$0	\$8,663	\$8,663
75	ITXFER00099	SVCS800	MISCELLANEOUS ITEMS (EA)	Miscellaneous Equipment	\$0	\$0	\$0	\$0	\$0	\$0	84	0.00%	\$0	\$8,117	\$8,117
76	ITXFER00099	SVCS800	MISCELLANEOUS ITEMS (EA)	Miscellaneous Equipment	\$0	\$0	\$0	\$0	\$0	\$0	84	0.00%	\$0	\$24,031	\$24,031
77	ITXFER00099	SVCS800	MISCELLANEOUS ITEMS (EA)	Miscellaneous Equipment	\$0	\$0	\$0	\$0	\$0	\$0	84	46.14%	\$4,544	\$9,848	\$9,848
78	ITXFER00099	SVCS800	MISCELLANEOUS ITEMS (EA)	Miscellaneous Equipment	\$0	\$0	\$0	\$0	\$0	\$0	84	46.14%	\$526	\$1,140	\$1,140
79	ITXFER00099	SVCS800	MISCELLANEOUS ITEMS (EA)	Miscellaneous Equipment	\$0	\$0	\$0	\$0	\$0	\$0	84	46.14%	\$1,846	\$4,000	\$4,000
80	ITXFER00099	SVCS800	MISCELLANEOUS ITEMS (EA)	Miscellaneous Equipment	\$0	\$0	\$0	\$0	\$0	\$0	84	46.14%	\$2,573	\$5,576	\$5,576
81	ITXFER00099	SVCS800	MISCELLANEOUS ITEMS (EA)	Miscellaneous Equipment	\$0	\$0	\$0	\$0	\$0	\$0	84	46.14%	\$4,007	\$8,684	\$8,684
82	ITXFER00099	SVCS800	MISCELLANEOUS ITEMS (EA)	Miscellaneous Equipment	\$0	\$0	\$0	\$0	\$0	\$0	84	46.14%	\$1,061	\$2,300	\$2,300
83	ITXFER00099	SVCS800	MISCELLANEOUS ITEMS (EA)	Miscellaneous Equipment	\$0	\$0	\$0	\$0	\$0	\$0	84	46.14%	\$1,273	\$2,759	\$2,759
84	ITXFER00099	SVCS800	MISCELLANEOUS ITEMS (EA)	Miscellaneous Equipment	\$0	\$0	\$0	\$0	\$0	\$0	84	46.14%	\$461	\$1,000	\$1,000
85	ITXFER00099	SVCS800	MISCELLANEOUS ITEMS (EA)	Miscellaneous Equipment	\$0	\$0	\$0	\$0	\$0	\$0	84	46.14%	\$14,223	\$30,825	\$30,825
86	ITXFER00099	SVCS800	MISCELLANEOUS ITEMS (EA)	Miscellaneous Equipment	\$0	\$0	\$0	\$0	\$0	\$0	84	46.14%	\$32,718	\$70,912	\$70,912
87	ITXFER00099	SVCS800	MISCELLANEOUS ITEMS (EA)	Miscellaneous Equipment	\$0	\$0	\$0	\$0	\$0	\$0	84	46.14%	\$621	\$1,345	\$1,345
88	ITXFER00099	SVCS800	MISCELLANEOUS ITEMS (EA)	Miscellaneous Equipment	\$0	\$0	\$0	\$0	\$0	\$0	84	46.14%	\$19,010	\$41,201	\$41,201
89	ITXFER00099	SVCS800	OFFICE MECHANICAL EQUIPMENT (EA)	Miscellaneous Equipment	\$0	\$0	\$0	\$0	\$0	\$0	84	46.14%	\$2,263	\$4,904	\$4,904
90	ITXFER00099	SVCS800	MISCELLANEOUS ITEMS (EA)	Miscellaneous Equipment	\$0	\$0	\$0	\$0	\$0	\$0	84	46.14%	\$5,213	\$11,299	\$11,299
91	ITXFER00099	SVCS800	MISCELLANEOUS ITEMS (EA)	Miscellaneous Equipment	\$0	\$0	\$0	\$0	\$0	\$0	84	46.14%	\$1,584	\$3,433	\$3,433
92	ITXFER00099	SVCS800	MISCELLANEOUS ITEMS (EA)	Miscellaneous Equipment	\$0	\$0	\$0	\$0	\$0	\$0	84	46.14%	\$7,841	\$16,993	\$16,993
93	90000092476	SVCS800	KITCHEN EQUIPMENT	Miscellaneous Equipment	\$0	\$0	\$0	\$0	\$0	\$0	84	46.14%	\$17,659	\$38,273	\$38,273
94	90000100683	SVCS800	MISCELLANEOUS ITEMS (EA)	Miscellaneous Equipment	\$150	\$21	\$21	\$21	\$21	\$135	84	46.14%	\$8,705	\$18,867	\$18,867
95	90000104230	SVCS800	GENERAL PLANT > \$20,000	Miscellaneous Equipment	\$145	\$130	\$130	\$130	\$130	\$409	84	46.14%	\$8,419	\$18,247	\$18,247
96	90000104230	SVCS800	GENERAL PLANT > \$20,000	Miscellaneous Equipment	\$437	\$65	\$65	\$65	\$65	\$409	84	46.14%	\$25,461	\$55,182	\$55,182
97	ITXFER00099	SVCS800	MISCELLANEOUS ITEMS (EA)	Miscellaneous Equipment	\$1,396	\$210	\$210	\$210	\$210	\$1,326	84	46.14%	\$169,576	\$367,531	\$367,531
98	ITXFER00099	SVCS800	KITCHEN EQUIPMENT	Miscellaneous Equipment	\$33	\$5	\$5	\$5	\$5	\$33	84	46.14%	\$4,031	\$8,736	\$8,736
99	ITXFER00099	SVCS800	MISCELLANEOUS ITEMS (EA)	Miscellaneous Equipment	\$23	\$4	\$4	\$4	\$4	\$23	84	46.14%	\$2,744	\$5,947	\$5,947
100	ITXFER00099	SVCS800	MISCELLANEOUS ITEMS (EA)	Miscellaneous Equipment	\$54	\$59	\$59	\$59	\$59	\$54	84	46.14%	\$6,518	\$14,126	\$14,126
101	ITXFER00099	SVCS800	MISCELLANEOUS ITEMS (EA)	Miscellaneous Equipment	\$559	\$87	\$87	\$87	\$87	\$550	84	46.14%	\$26,599	\$57,649	\$57,649
102	ITXFER00099	SVCS800	FORK LIFT TRUCK	Miscellaneous Equipment	\$203	\$52	\$52	\$52	\$52	\$201	84	46.14%	\$24,680	\$53,489	\$53,489
103	ITXFER00099	SVCS800	MISCELLANEOUS ITEMS (EA)	Miscellaneous Equipment	\$436	\$68	\$68	\$68	\$68	\$431	84	46.14%	\$52,952	\$114,767	\$114,767
104	ITXFER00099	SVCS800	MISCELLANEOUS ITEMS (EA)	Miscellaneous Equipment	\$111	\$18	\$18	\$18	\$18	\$111	84	46.14%	\$5,352	\$11,601	\$11,601
105	ITXFER00099	SVCS800	MISCELLANEOUS ITEMS (EA)	Miscellaneous Equipment	\$24	\$4	\$4	\$4	\$4	\$24	84	46.14%	\$1,131	\$2,451	\$2,451
106	ITXFER00099	SVCS800	MISCELLANEOUS ITEMS (EA)	Miscellaneous Equipment	\$83	\$13	\$13	\$13	\$13	\$83	84	46.14%	\$10,130	\$21,925	\$21,925
107	ITXFER00099	SVCS800	OFFICE EQUIPMENT	Miscellaneous Equipment	\$7	\$1	\$1	\$1	\$1	\$7	84	46.14%	\$790	\$1,670	\$1,670
108	90000117719	SVCS800	GENERAL PLANT \$20,000 OR >	Miscellaneous Equipment	\$246	\$41	\$41	\$41	\$41	\$259	84	41.71%	\$10,574	\$23,374	\$23,374

THE NARRAGANSETT ELECTRIC COMPANY
d/b/a NATIONAL GRID
RIPUC Docket Nos. 4770/4780
Compliance Attachment 3
Workpaper 6e
Page 10 of 60

The Narragansett Electric Company db/a National Grid
Service Company Reimbursements
Service Company Capital for Facilities allocated to Operating Companies as Rent Expense
For the Rate Year ended August 31, 2020

Line	Work order	Order estimation N:	Project Description	Account Description	Average Balance		Cash Tax		09/01/2019		08/31/2020		Average Balance		Book Tax		Cash to Book		Return on	
					Average Balance	Cash Tax	Balance	Tax	Balance	Tax	Balance	Tax	Balance	Tax	Balance	Tax	Balance	Tax	Balance	Tax
55	ITXFER00099	SVC8000	LABORATORY EQUIPMENT (EA)	Laboratory Equipment	\$11,008	\$3,007	\$11,008	\$3,007	\$11,008	\$3,007	\$11,008	\$3,007	\$11,008	\$3,007	\$11,008	\$3,007	\$0	\$0	\$0	\$0
56	ITXFER00099	SVC8000	LABORATORY EQUIPMENT (EA)	Laboratory Equipment	\$21,599	\$5,901	\$21,599	\$5,901	\$21,599	\$5,901	\$21,599	\$5,901	\$21,599	\$5,901	\$21,599	\$5,901	\$0	\$0	\$0	\$0
57	ITXFER00099	SVC8000	LABORATORY EQUIPMENT (EA)	Laboratory Equipment	\$7,219	\$1,972	\$7,219	\$1,972	\$7,219	\$1,972	\$7,219	\$1,972	\$7,219	\$1,972	\$7,219	\$1,972	\$0	\$0	\$0	\$0
58	ITXFER00099	SVC8000	LABORATORY EQUIPMENT (EA)	Laboratory Equipment	\$684	\$187	\$684	\$187	\$684	\$187	\$684	\$187	\$684	\$187	\$684	\$187	\$0	\$0	\$0	\$0
59	ITXFER00099	SVC8000	LABORATORY EQUIPMENT (EA)	Laboratory Equipment	\$5,326	\$1,455	\$5,326	\$1,455	\$5,326	\$1,455	\$5,326	\$1,455	\$5,326	\$1,455	\$5,326	\$1,455	\$0	\$0	\$0	\$0
60	ITXFER00099	SVC8000	LABORATORY EQUIPMENT (EA)	Laboratory Equipment	\$33,331	\$9,106	\$33,331	\$9,106	\$33,331	\$9,106	\$33,331	\$9,106	\$33,331	\$9,106	\$33,331	\$9,106	\$0	\$0	\$0	\$0
61	ITXFER00099	SVC8000	HDX Old Country Rd. Bldg	Land and Land Rights	\$145,055	\$39,629	\$145,055	\$39,629	\$145,055	\$39,629	\$145,055	\$39,629	\$145,055	\$39,629	\$145,055	\$39,629	\$0	\$0	\$0	\$0
62	ITXFER00099	SVC8000	HDX Old Country Rd. Bldg	Land and Land Rights	\$854,945	\$233,571	\$854,945	\$233,571	\$854,945	\$233,571	\$854,945	\$233,571	\$854,945	\$233,571	\$854,945	\$233,571	\$0	\$0	\$0	\$0
63	ITXFER00099	SVC8000	KITCHEN EQUIPMENT	Miscellaneous Equipment	\$1,239	\$339	\$1,239	\$339	\$1,239	\$339	\$1,239	\$339	\$1,239	\$339	\$1,239	\$339	\$0	\$0	\$0	\$0
64	ITXFER00099	SVC8000	RECREATION EQUIPMENT & FACILITIES (Miscellaneous Equipment	\$93,468	\$25,535	\$93,468	\$25,535	\$93,468	\$25,535	\$93,468	\$25,535	\$93,468	\$25,535	\$93,468	\$25,535	\$0	\$0	\$0	\$0
65	ITXFER00099	SVC8000	HOSPITAL EQUIPMENT (EA)	Miscellaneous Equipment	\$3,178	\$868	\$3,178	\$868	\$3,178	\$868	\$3,178	\$868	\$3,178	\$868	\$3,178	\$868	\$0	\$0	\$0	\$0
66	ITXFER00099	SVC8000	KITCHEN EQUIPMENT	Miscellaneous Equipment	\$4,514	\$1,233	\$4,514	\$1,233	\$4,514	\$1,233	\$4,514	\$1,233	\$4,514	\$1,233	\$4,514	\$1,233	\$0	\$0	\$0	\$0
67	ITXFER00099	SVC8000	KITCHEN EQUIPMENT	Miscellaneous Equipment	\$531	\$145	\$531	\$145	\$531	\$145	\$531	\$145	\$531	\$145	\$531	\$145	\$0	\$0	\$0	\$0
68	ITXFER00099	SVC8000	HOSPITAL EQUIPMENT (EA)	Miscellaneous Equipment	\$19,839	\$5,420	\$19,839	\$5,420	\$19,839	\$5,420	\$19,839	\$5,420	\$19,839	\$5,420	\$19,839	\$5,420	\$0	\$0	\$0	\$0
69	ITXFER00099	SVC8000	HOSPITAL EQUIPMENT (EA)	Miscellaneous Equipment	\$13,868	\$3,789	\$13,868	\$3,789	\$13,868	\$3,789	\$13,868	\$3,789	\$13,868	\$3,789	\$13,868	\$3,789	\$0	\$0	\$0	\$0
70	ITXFER00099	SVC8000	KITCHEN EQUIPMENT	Miscellaneous Equipment	\$7,151	\$1,954	\$7,151	\$1,954	\$7,151	\$1,954	\$7,151	\$1,954	\$7,151	\$1,954	\$7,151	\$1,954	\$0	\$0	\$0	\$0
71	ITXFER00099	SVC8000	REST OR LOUNGE ROOM EQUIPMENT (EA)	Miscellaneous Equipment	\$4,023	\$1,099	\$4,023	\$1,099	\$4,023	\$1,099	\$4,023	\$1,099	\$4,023	\$1,099	\$4,023	\$1,099	\$0	\$0	\$0	\$0
72	ITXFER00099	SVC8000	KITCHEN EQUIPMENT	Miscellaneous Equipment	\$2,208	\$603	\$2,208	\$603	\$2,208	\$603	\$2,208	\$603	\$2,208	\$603	\$2,208	\$603	\$0	\$0	\$0	\$0
73	ITXFER00099	SVC8000	KITCHEN EQUIPMENT	Miscellaneous Equipment	\$515	\$141	\$515	\$141	\$515	\$141	\$515	\$141	\$515	\$141	\$515	\$141	\$0	\$0	\$0	\$0
74	ITXFER00099	SVC8000	MISCELLANEOUS ITEMS (EA)	Miscellaneous Equipment	\$8,663	\$2,367	\$8,663	\$2,367	\$8,663	\$2,367	\$8,663	\$2,367	\$8,663	\$2,367	\$8,663	\$2,367	\$0	\$0	\$0	\$0
75	ITXFER00099	SVC8000	MISCELLANEOUS ITEMS (EA)	Miscellaneous Equipment	\$8,117	\$2,218	\$8,117	\$2,218	\$8,117	\$2,218	\$8,117	\$2,218	\$8,117	\$2,218	\$8,117	\$2,218	\$0	\$0	\$0	\$0
76	ITXFER00099	SVC8000	MISCELLANEOUS ITEMS (EA)	Miscellaneous Equipment	\$24,031	\$6,565	\$24,031	\$6,565	\$24,031	\$6,565	\$24,031	\$6,565	\$24,031	\$6,565	\$24,031	\$6,565	\$0	\$0	\$0	\$0
77	ITXFER00099	SVC8000	MISCELLANEOUS ITEMS (EA)	Miscellaneous Equipment	\$9,848	\$2,690	\$9,848	\$2,690	\$9,848	\$2,690	\$9,848	\$2,690	\$9,848	\$2,690	\$9,848	\$2,690	\$0	\$0	\$0	\$0
78	ITXFER00099	SVC8000	MISCELLANEOUS ITEMS (EA)	Miscellaneous Equipment	\$1,140	\$311	\$1,140	\$311	\$1,140	\$311	\$1,140	\$311	\$1,140	\$311	\$1,140	\$311	\$0	\$0	\$0	\$0
79	ITXFER00099	SVC8000	MISCELLANEOUS ITEMS (EA)	Miscellaneous Equipment	\$4,000	\$1,093	\$4,000	\$1,093	\$4,000	\$1,093	\$4,000	\$1,093	\$4,000	\$1,093	\$4,000	\$1,093	\$0	\$0	\$0	\$0
80	ITXFER00099	SVC8000	MISCELLANEOUS ITEMS (EA)	Miscellaneous Equipment	\$5,576	\$1,523	\$5,576	\$1,523	\$5,576	\$1,523	\$5,576	\$1,523	\$5,576	\$1,523	\$5,576	\$1,523	\$0	\$0	\$0	\$0
81	ITXFER00099	SVC8000	MISCELLANEOUS ITEMS (EA)	Miscellaneous Equipment	\$8,684	\$2,373	\$8,684	\$2,373	\$8,684	\$2,373	\$8,684	\$2,373	\$8,684	\$2,373	\$8,684	\$2,373	\$0	\$0	\$0	\$0
82	ITXFER00099	SVC8000	MISCELLANEOUS ITEMS (EA)	Miscellaneous Equipment	\$2,300	\$628	\$2,300	\$628	\$2,300	\$628	\$2,300	\$628	\$2,300	\$628	\$2,300	\$628	\$0	\$0	\$0	\$0
83	ITXFER00099	SVC8000	MISCELLANEOUS ITEMS (EA)	Miscellaneous Equipment	\$2,759	\$754	\$2,759	\$754	\$2,759	\$754	\$2,759	\$754	\$2,759	\$754	\$2,759	\$754	\$0	\$0	\$0	\$0
84	ITXFER00099	SVC8000	MISCELLANEOUS ITEMS (EA)	Miscellaneous Equipment	\$1,000	\$273	\$1,000	\$273	\$1,000	\$273	\$1,000	\$273	\$1,000	\$273	\$1,000	\$273	\$0	\$0	\$0	\$0
85	ITXFER00099	SVC8000	MISCELLANEOUS ITEMS (EA)	Miscellaneous Equipment	\$30,825	\$8,422	\$30,825	\$8,422	\$30,825	\$8,422	\$30,825	\$8,422	\$30,825	\$8,422	\$30,825	\$8,422	\$0	\$0	\$0	\$0
86	ITXFER00099	SVC8000	MISCELLANEOUS ITEMS (EA)	Miscellaneous Equipment	\$70,912	\$19,373	\$70,912	\$19,373	\$70,912	\$19,373	\$70,912	\$19,373	\$70,912	\$19,373	\$70,912	\$19,373	\$0	\$0	\$0	\$0
87	ITXFER00099	SVC8000	MISCELLANEOUS ITEMS (EA)	Miscellaneous Equipment	\$1,345	\$367	\$1,345	\$367	\$1,345	\$367	\$1,345	\$367	\$1,345	\$367	\$1,345	\$367	\$0	\$0	\$0	\$0
88	ITXFER00099	SVC8000	MISCELLANEOUS ITEMS (EA)	Miscellaneous Equipment	\$41,201	\$11,256	\$41,201	\$11,256	\$41,201	\$11,256	\$41,201	\$11,256	\$41,201	\$11,256	\$41,201	\$11,256	\$0	\$0	\$0	\$0
89	ITXFER00099	SVC8000	OFFICE MECHANICAL EQUIPMENT (EA)	Miscellaneous Equipment	\$4,904	\$1,340	\$4,904	\$1,340	\$4,904	\$1,340	\$4,904	\$1,340	\$4,904	\$1,340	\$4,904	\$1,340	\$0	\$0	\$0	\$0
90	ITXFER00099	SVC8000	MISCELLANEOUS ITEMS (EA)	Miscellaneous Equipment	\$11,299	\$3,087	\$11,299	\$3,087	\$11,299	\$3,087	\$11,299	\$3,087	\$11,299	\$3,087	\$11,299	\$3,087	\$0	\$0	\$0	\$0
91	ITXFER00099	SVC8000	MISCELLANEOUS ITEMS (EA)	Miscellaneous Equipment	\$3,433	\$938	\$3,433	\$938	\$3,433	\$938	\$3,433	\$938	\$3,433	\$938	\$3,433	\$938	\$0	\$0	\$0	\$0
92	ITXFER00099	SVC8000	MISCELLANEOUS ITEMS (EA)	Miscellaneous Equipment	\$16,993	\$4,643	\$16,993	\$4,643	\$16,993	\$4,643	\$16,993	\$4,643	\$16,993	\$4,643	\$16,993	\$4,643	\$0	\$0	\$0	\$0
93	90000102476	SVC8000	KITCHEN EQUIPMENT	Miscellaneous Equipment	\$38,273	\$10,456	\$38,273	\$10,456	\$38,273	\$10,456	\$38,273	\$10,456	\$38,273	\$10,456	\$38,273	\$10,456	\$0	\$0	\$0	\$0
94	90000100683	SVC8000	MISCELLANEOUS ITEMS (EA)	Miscellaneous Equipment	\$18,867	\$5,154	\$18,867	\$5,154	\$18,867	\$5,154	\$18,867	\$5,154	\$18,867	\$5,154	\$18,867	\$5,154	\$0	\$0	\$0	\$0
95	90000100683	SVC8000	MISCELLANEOUS ITEMS (EA)	Miscellaneous Equipment	\$18,247	\$4,985	\$18,247	\$4,985	\$18,247	\$4,985	\$18,247	\$4,985	\$18,247	\$4,985	\$18,247	\$4,985	\$0	\$0	\$0	\$0
96	90000104230	SVC8000	GENERAL PLANT -> \$20,000	Miscellaneous Equipment	\$55,182	\$15,076	\$55,182	\$15,076	\$55,182	\$15,076	\$55,182	\$15,076	\$55,182	\$15,076	\$55,182	\$15,076	\$0	\$0	\$0	\$0
97	ITXFER00099	SVC8000	MISCELLANEOUS ITEMS (EA)	Miscellaneous Equipment	\$367,531	\$100,410	\$367,531	\$100,410	\$367,531	\$100,410	\$367,531	\$100,410	\$367,531	\$100,410	\$367,531	\$100,410	\$0	\$0	\$0	\$0
98	ITXFER00099	SVC8000	KITCHEN EQUIPMENT	Miscellaneous Equipment	\$8,756	\$2,387	\$8,756	\$2,387	\$8,756	\$2,387	\$8,756	\$2,387	\$8,756	\$2,387	\$8,756	\$2,387	\$0	\$0	\$0	\$0
99	ITXFER00099	SVC8000	MISCELLANEOUS ITEMS (EA)	Miscellaneous Equipment	\$5,947	\$1,625	\$5,947	\$1,625	\$5,947	\$1,625	\$5,947	\$1,625	\$5,947	\$1,625	\$5,947	\$1,625	\$0	\$0	\$0	\$0
100	ITXFER00099	SVC8000	MISCELLANEOUS ITEMS (EA)	Miscellaneous Equipment	\$14,126	\$3,859	\$14,126	\$3,859	\$14,126	\$3,859	\$14,126	\$3,859	\$14,126	\$3,859	\$14,126	\$3,859	\$0	\$0	\$0	\$0
101	ITXFER00099	SVC8000	MISCELLANEOUS ITEMS (EA)	Miscellaneous Equipment	\$57,649	\$15,750	\$57,649	\$15,750	\$57,649	\$15,750	\$57,649	\$15,750	\$57,649	\$15,750	\$57,649	\$15,750	\$0	\$0	\$0	\$0
102	ITXFER00099	SVC8000	FORK LIFT TRUCK	Miscellaneous Equipment	\$53,489	\$14,613	\$53,489	\$14,613	\$53,489	\$14,613	\$53,489	\$14,613	\$53,489	\$14,613	\$53,489	\$14,613	\$0	\$0	\$0	\$0
103	ITXFER00099	SVC8000	MISCELLANEOUS ITEMS (EA)	Miscellaneous Equipment	\$114,767	\$31,354	\$114,767	\$31,354	\$114,767	\$31,354	\$114,767	\$31,354	\$114,767	\$31,354	\$114,767	\$31,354	\$0	\$0	\$0	\$0
104	ITXFER00099	SVC8000	MISCELLANEOUS ITEMS (EA)	Miscellaneous Equipment	\$2,451	\$670	\$2,451	\$670	\$2,451	\$670	\$2,451	\$670	\$2,451	\$670	\$2,451	\$670	\$0	\$0	\$0	\$0
105	ITXFER00099	SVC8000	MISCELLANEOUS ITEMS (EA)	Miscellaneous Equipment	\$21,691	\$5,926	\$21,691	\$5,926	\$21,691	\$5,926	\$21,691	\$5,926	\$21,691	\$5,926	\$21,691	\$5,926	\$0	\$0	\$0	\$0
106	ITXFER00099	SVC8000	MISCELLANEOUS ITEMS (EA)	Miscellaneous Equipment	\$1,691	\$462	\$1,691	\$462	\$1,691	\$462	\$1,691	\$462	\$1,691	\$462	\$1,691	\$462	\$0	\$0	\$0	\$0
107	ITXFER00099	SVC8000	OFFICE EQUIPMENT	Miscellaneous Equipment	\$11,884	\$3,355	\$11,884	\$3,355	\$11,884	\$3,355	\$11,884	\$3,355	\$11,884	\$3,355	\$11,884	\$3,355	\$0	\$0	\$0	\$0
108	90000117719	SVC8000	GENERAL PLANT \$20,000 OR >	Miscellaneous Equipment	\$24,034	\$6,566	\$24,034	\$6,566	\$24,034	\$6,566	\$24,034	\$6,566	\$24,034	\$6,566	\$24,034	\$6,566	\$0	\$0	\$0	\$0

8.23%

27.32%

08/31/20

09/01/19

27.32%

THE NARRAGANSETT ELECTRIC COMPANY
d/b/a NATIONAL GRID
RIPUC Docket Nos. 4770/4780
Compliance Attachment 3
Workpaper 6e
Page 11 of 60

The Narragansett Electric Company d/b/a National Grid
Service Company Reimb
Service Company Capital for Facilities allocated to Operating Companies as Rent Expense
For the Rate Year ended August 31, 2020

Line	Work order	estment N:	Project Description	Account Description	Bill Pool	In Service Date	Amortizati on Period	Inception to Date \$	Adjustments	HTY Spend
109	90000136212	SVC8000	MISCELLANEOUS ITEMS (EA)	Miscellaneous Equipment	J139	03/01/14	120	\$69,561	\$0	\$69,561
110	90000133467	SVC8000	KITCHEN EQUIPMENT	Miscellaneous Equipment	J139	11/01/15	120	\$2,967	\$0	\$2,967
111	90000116440	SVC8000	GENERAL PLANT > \$20,000	Miscellaneous Equipment	G012	12/01/15	120	\$356,485	\$0	\$356,485
112	90000166608	SVC8000	MISCELLANEOUS ITEMS (EA)	Miscellaneous Equipment	J139	12/01/15	120	\$10,213	\$0	\$10,213
113	ITXFER00099	SVC8000	OFFICE FURNITURE	Office Furniture and Equipment	J114	07/01/91	120	\$26,761	\$0	\$26,761
114	ITXFER00099	SVC8000	OFFICE FURNITURE	Office Furniture and Equipment	J135	07/01/91	120	\$448	\$0	\$448
115	ITXFER00099	SVC8000	OFFICE FURNITURE	Office Furniture and Equipment	J114	07/01/91	120	\$4,882	\$0	\$4,882
116	ITXFER00099	SVC8000	OFFICE FURNITURE	Office Furniture and Equipment	J114	07/01/92	120	\$2,616	\$0	\$2,616
117	ITXFER00099	SVC8000	OFFICE FURNITURE	Office Furniture and Equipment	J139	07/01/92	120	\$648	\$0	\$648
118	ITXFER00099	SVC8000	OFFICE FURNITURE	Office Furniture and Equipment	J114	07/01/93	120	\$21,634	\$0	\$21,634
119	ITXFER00099	SVC8000	OFFICE FURNITURE	Office Furniture and Equipment	J135	07/01/93	120	\$184,339	\$0	\$184,339
120	ITXFER00099	SVC8000	OFFICE FURNITURE	Office Furniture and Equipment	J139	07/01/93	120	\$959	\$0	\$959
121	ITXFER00099	SVC8000	OFFICE FURNITURE	Office Furniture and Equipment	J114	07/01/94	120	\$365	\$0	\$365
122	ITXFER00099	SVC8000	OFFICE FURNITURE	Office Furniture and Equipment	J135	07/01/95	120	\$3,329	\$0	\$3,329
123	ITXFER00099	SVC8000	OFFICE FURNITURE	Office Furniture and Equipment	J135	07/01/98	120	\$92,977	\$0	\$92,977
124	ITXFER00099	SVC8000	OFFICE FURNITURE	Office Furniture and Equipment	J139	10/31/03	120	\$1,434	\$0	\$1,434
125	ITXFER00099	SVC8000	OFFICE MECHANICAL EQUIPMENT (EA)	Office Furniture and Equipment	J139	04/30/04	120	\$885	\$0	\$885
126	ITXFER00099	SVC8000	OFFICE FURNITURE	Office Furniture and Equipment	J139	08/31/04	120	\$1,727	\$0	\$1,727
127	ITXFER00099	SVC8000	OFFICE MECHANICAL EQUIPMENT (EA)	Office Furniture and Equipment	J139	11/16/04	120	\$8,266	\$0	\$8,266
128	ITXFER00099	SVC8000	OFFICE MECHANICAL EQUIPMENT (EA)	Office Furniture and Equipment	J139	12/31/04	120	\$1,385	\$0	\$1,385
129	ITXFER00099	SVC8000	OFFICE EQUIPMENT	Office Furniture and Equipment	J139	05/01/06	120	\$7,507	\$0	\$7,507
130	ITXFER00099	SVC8000	OFFICE MECHANICAL EQUIPMENT (EA)	Office Furniture and Equipment	J139	05/01/06	120	\$808	\$0	\$808
131	ITXFER00099	SVC8000	MISCELLANEOUS ITEMS (EA)	Office Furniture and Equipment	J139	07/01/06	120	\$868	\$0	\$868
132	ITXFER00099	SVC8000	OFFICE MECHANICAL EQUIPMENT (EA)	Office Furniture and Equipment	J139	07/01/06	120	\$896	\$0	\$896
133	ITXFER00099	SVC8000	PC & MISC COMPUTER EQUIPMENT	Office Furniture and Equipment	J139	07/01/06	120	\$733	\$0	\$733
134	ITXFER00099	SVC8000	OFFICE MECHANICAL EQUIPMENT (EA)	Office Furniture and Equipment	J139	02/01/07	120	\$1,523	\$0	\$1,523
135	ITXFER00099	SVC8000	OFFICE EQUIPMENT	Office Furniture and Equipment	J139	10/01/07	120	\$822	\$0	\$822
136	ITXFER00099	SVC8000	OFFICE MECHANICAL EQUIPMENT (EA)	Office Furniture and Equipment	J139	10/01/07	120	\$1,333	\$0	\$1,333
137	ITXFER00099	SVC8000	PC & MISC COMPUTER EQUIPMENT	Office Furniture and Equipment	J139	10/01/07	120	\$1,278	\$0	\$1,278
138	ITXFER00099	SVC8000	OFFICE MECHANICAL EQUIPMENT (EA)	Office Furniture and Equipment	J063	10/01/07	120	\$1,986	\$0	\$1,986
139	ITXFER00099	SVC8000	OFFICE FURNITURE	Office Furniture and Equipment	J139	11/01/07	120	\$1,113	\$0	\$1,113
140	ITXFER00099	SVC8000	OFFICE MECHANICAL EQUIPMENT (EA)	Office Furniture and Equipment	J139	11/01/07	120	\$3,029	\$0	\$3,029
141	ITXFER00099	SVC8000	OFFICE EQUIPMENT	Office Furniture and Equipment	J139	05/01/08	120	\$4,828	\$0	\$4,828
142	ITXFER00099	SVC8000	OFFICE FURNITURE	Office Furniture and Equipment	J139	05/01/08	120	\$4,771	\$0	\$4,771
143	ITXFER00099	SVC8000	OFFICE EQUIPMENT	Office Furniture and Equipment	J135	09/01/08	120	\$27,414	\$0	\$27,414
144	ITXFER00099	SVC8000	OFFICE FURNITURE	Office Furniture and Equipment	J139	09/01/08	120	\$26,343	\$0	\$26,343
145	ITXFER00099	SVC8000	OFFICE FURNITURE	Office Furniture and Equipment	J063	09/01/08	120	\$13,923	\$0	\$13,923
146	90000092476	SVC8000	OFFICE EQUIPMENT	Office Furniture and Equipment	J063	09/01/09	120	\$1,060,027	\$0	\$1,060,027
147	90000092476	SVC8000	OFFICE FURNITURE	Office Furniture and Equipment	J063	09/01/09	120	\$10,049,373	\$0	\$10,049,373
148	ITXFER00099	SVC8000	PC & MISC COMPUTER EQUIPMENT	Office Furniture and Equipment	J139	01/30/10	120	\$10,284	\$0	\$10,284
149	ITXFER00099	SVC8000	PC & MISC COMPUTER EQUIPMENT	Office Furniture and Equipment	J139	02/28/10	120	\$5,043	\$0	\$5,043
150	90000092476	SVC8000	OFFICE EQUIPMENT	Office Furniture and Equipment	J063	03/01/10	120	\$3,700,194	\$0	\$3,700,194
151	90000092476	SVC8000	OFFICE FURNITURE	Office Furniture and Equipment	J063	03/01/10	120	\$1,421,224	\$0	\$1,421,224
152	ITXFER00099	SVC8000	OFFICE FURNITURE	Office Furniture and Equipment	J139	05/01/10	120	\$6,178	\$0	\$6,178
153	ITXFER00099	SVC8000	PC & MISC COMPUTER EQUIPMENT	Office Furniture and Equipment	J139	05/01/10	120	\$2,725	\$0	\$2,725
154	90000096381	SVC8000	PC & MISC COMPUTER EQUIPMENT	Office Furniture and Equipment	G012	07/01/10	120	\$794,589	\$0	\$794,589
155	ITXFER00099	SVC8000	PC & MISC COMPUTER EQUIPMENT	Office Furniture and Equipment	J139	11/30/10	120	\$554	\$0	\$554
156	90000096494	SVC8000	GENERAL PLANT \$20,000 OR >	Office Furniture and Equipment	G012	12/01/10	120	\$110,181	\$0	\$110,181
157	90000099322	SVC8000	PC & MISC COMPUTER EQUIPMENT	Office Furniture and Equipment	G012	12/01/10	120	\$1,510,991	\$0	\$1,510,991
158	90000099323	SVC8000	PC & MISC COMPUTER EQUIPMENT	Office Furniture and Equipment	G012	12/01/10	120	\$872,089	\$0	\$872,089
159	ITXFER00099	SVC8000	PC & MISC COMPUTER EQUIPMENT	Office Furniture and Equipment	J139	04/30/11	120	\$1,273	\$0	\$1,273
160	90000104063	SVC8000	PC & MISC COMPUTER EQUIPMENT	Office Furniture and Equipment	G012	07/01/11	120	\$1,876,588	\$0	\$1,876,588
161	90000098663	SVC8000	PC & MISC COMPUTER EQUIPMENT	Office Furniture and Equipment	G012	09/01/11	120	\$692,618	\$0	\$692,618
162	90000098710	SVC8000	PC & MISC COMPUTER EQUIPMENT	Office Furniture and Equipment	G012	09/01/11	120	\$1,231,084	\$0	\$1,231,084

THE NARRAGANSETT ELECTRIC COMPANY
d/b/a NATIONAL GRID
RIPUC Docket Nos. 4770/4780
Compliance Attachment 3
Workpaper 6e
Page 12 of 60

The Narragansett Electric Company d/b/a National Grid
Service Company Rents
Service Company Capital for Facilities allocated to Operating Companies as Rent Expense
For the Rate Year ended August 31, 2020

09/01/19 08/31/2020 09/01/2019 08/31/2020 Average Balance Service Co Return Year Return Return on Accum Taxes

8.2300%

Line	Work order	estment N:	Project Description	Account Description	NECO	09/01/2019 Balance	08/31/2020 Balance	Average Balance	Service Co Return	Year Return	Return on Accum Taxes
109	90000156212	SVG8000	MISCELLANEOUS ITEMS (EA)	Miscellaneous Equipment	YES	\$31,502	\$24,346	\$27,824	8.23%	\$2,290	(\$544)
110	90000133467	SVG8000	KITCHEN EQUIPMENT	Miscellaneous Equipment	YES	\$1,829	\$1,533	\$1,681	8.23%	\$138	(\$29)
111	90000116440	SVG8000	GENERAL PLANT > \$20,000	Miscellaneous Equipment	YES	\$222,803	\$187,155	\$204,979	8.23%	\$16,870	(\$3,500)
112	90000166608	SVG8000	MISCELLANEOUS ITEMS (EA)	Miscellaneous Equipment	YES	\$6,383	\$5,362	\$5,872	8.23%	\$483	(\$100)
113	TXFER000099	SVG8000	OFFICE FURNITURE	Office Furniture and Equipment	NO	\$0	\$0	\$0	8.23%	\$0	\$0
114	TXFER000099	SVG8000	OFFICE FURNITURE	Office Furniture and Equipment	YES	\$0	\$0	\$0	8.23%	\$0	\$0
115	TXFER000099	SVG8000	OFFICE FURNITURE	Office Furniture and Equipment	NO	\$0	\$0	\$0	8.23%	\$0	\$0
116	TXFER000099	SVG8000	OFFICE FURNITURE	Office Furniture and Equipment	NO	\$0	\$0	\$0	8.23%	\$0	\$0
117	TXFER000099	SVG8000	OFFICE FURNITURE	Office Furniture and Equipment	YES	\$0	\$0	\$0	8.23%	\$0	\$0
118	TXFER000099	SVG8000	OFFICE FURNITURE	Office Furniture and Equipment	NO	\$0	\$0	\$0	8.23%	\$0	\$0
119	TXFER000099	SVG8000	OFFICE FURNITURE	Office Furniture and Equipment	YES	\$0	\$0	\$0	8.23%	\$0	\$0
120	TXFER000099	SVG8000	OFFICE FURNITURE	Office Furniture and Equipment	YES	\$0	\$0	\$0	8.23%	\$0	\$0
121	TXFER000099	SVG8000	OFFICE FURNITURE	Office Furniture and Equipment	NO	\$0	\$0	\$0	8.23%	\$0	\$0
122	TXFER000099	SVG8000	OFFICE FURNITURE	Office Furniture and Equipment	YES	\$0	\$0	\$0	8.23%	\$0	\$0
123	TXFER000099	SVG8000	OFFICE FURNITURE	Office Furniture and Equipment	YES	\$0	\$0	\$0	8.23%	\$0	\$0
124	TXFER000099	SVG8000	OFFICE FURNITURE	Office Furniture and Equipment	YES	\$0	\$0	\$0	8.23%	\$0	\$0
125	TXFER000099	SVG8000	OFFICE MECHANICAL EQUIPMENT (EA)	Office Furniture and Equipment	YES	\$0	\$0	\$0	8.23%	\$0	\$0
126	TXFER000099	SVG8000	OFFICE FURNITURE	Office Furniture and Equipment	YES	\$0	\$0	\$0	8.23%	\$0	\$0
127	TXFER000099	SVG8000	OFFICE MECHANICAL EQUIPMENT (EA)	Office Furniture and Equipment	YES	\$0	\$0	\$0	8.23%	\$0	\$0
128	TXFER000099	SVG8000	OFFICE MECHANICAL EQUIPMENT (EA)	Office Furniture and Equipment	YES	\$0	\$0	\$0	8.23%	\$0	\$0
129	TXFER000099	SVG8000	OFFICE EQUIPMENT	Office Furniture and Equipment	YES	\$0	\$0	\$0	8.23%	\$0	\$0
130	TXFER000099	SVG8000	OFFICE MECHANICAL EQUIPMENT (EA)	Office Furniture and Equipment	YES	\$0	\$0	\$0	8.23%	\$0	\$0
131	TXFER000099	SVG8000	MISCELLANEOUS ITEMS (EA)	Office Furniture and Equipment	YES	\$0	\$0	\$0	8.23%	\$0	\$0
132	TXFER000099	SVG8000	OFFICE MECHANICAL EQUIPMENT (EA)	Office Furniture and Equipment	YES	\$0	\$0	\$0	8.23%	\$0	\$0
133	TXFER000099	SVG8000	PC & MISC COMPUTER EQUIPMENT	Office Furniture and Equipment	YES	\$0	\$0	\$0	8.23%	\$0	\$0
134	TXFER000099	SVG8000	OFFICE MECHANICAL EQUIPMENT (EA)	Office Furniture and Equipment	YES	\$0	\$0	\$0	8.23%	\$0	\$0
135	TXFER000099	SVG8000	OFFICE EQUIPMENT	Office Furniture and Equipment	YES	\$0	\$0	\$0	8.23%	\$0	\$0
136	TXFER000099	SVG8000	OFFICE MECHANICAL EQUIPMENT (EA)	Office Furniture and Equipment	YES	\$0	\$0	\$0	8.23%	\$0	\$0
137	TXFER000099	SVG8000	PC & MISC COMPUTER EQUIPMENT	Office Furniture and Equipment	YES	\$0	\$0	\$0	8.23%	\$0	\$0
138	TXFER000099	SVG8000	OFFICE MECHANICAL EQUIPMENT (EA)	Office Furniture and Equipment	YES	\$0	\$0	\$0	8.23%	\$0	\$0
139	TXFER000099	SVG8000	OFFICE FURNITURE	Office Furniture and Equipment	YES	\$0	\$0	\$0	8.23%	\$0	\$0
140	TXFER000099	SVG8000	OFFICE MECHANICAL EQUIPMENT (EA)	Office Furniture and Equipment	YES	\$0	\$0	\$0	8.23%	\$0	\$0
141	TXFER000099	SVG8000	OFFICE EQUIPMENT	Office Furniture and Equipment	YES	\$0	\$0	\$0	8.23%	\$0	\$0
142	TXFER000099	SVG8000	OFFICE FURNITURE	Office Furniture and Equipment	YES	\$0	\$0	\$0	8.23%	\$0	\$0
143	TXFER000099	SVG8000	OFFICE EQUIPMENT	Office Furniture and Equipment	YES	\$0	\$0	\$0	8.23%	\$0	\$0
144	TXFER000099	SVG8000	OFFICE FURNITURE	Office Furniture and Equipment	YES	\$0	\$0	\$0	8.23%	\$0	\$0
145	TXFER000099	SVG8000	OFFICE FURNITURE	Office Furniture and Equipment	YES	\$0	\$0	\$0	8.23%	\$0	\$0
146	90000092476	SVG8000	OFFICE EQUIPMENT	Office Furniture and Equipment	YES	\$0	\$0	\$0	8.23%	\$0	\$0
147	90000092476	SVG8000	PC & MISC COMPUTER EQUIPMENT	Office Furniture and Equipment	YES	\$428	\$0	\$214	8.23%	\$18	(\$5)
148	TXFER000099	SVG8000	OFFICE FURNITURE	Office Furniture and Equipment	YES	\$252	\$0	\$126	8.23%	\$10	(\$3)
149	TXFER000099	SVG8000	PC & MISC COMPUTER EQUIPMENT	Office Furniture and Equipment	YES	\$185,010	\$0	\$92,505	8.23%	\$7,613	(\$2,080)
150	90000092476	SVG8000	OFFICE EQUIPMENT	Office Furniture and Equipment	YES	\$71,061	\$0	\$35,531	8.23%	\$2,924	(\$799)
151	90000092476	SVG8000	OFFICE FURNITURE	Office Furniture and Equipment	YES	\$412	\$0	\$206	8.23%	\$17	(\$5)
152	TXFER000099	SVG8000	OFFICE FURNITURE	Office Furniture and Equipment	YES	\$182	\$0	\$91	8.23%	\$7	(\$2)
153	TXFER000099	SVG8000	PC & MISC COMPUTER EQUIPMENT	Office Furniture and Equipment	YES	\$66,216	\$0	\$33,108	8.23%	\$2,725	(\$744)
154	90000096381	SVG8000	PC & MISC COMPUTER EQUIPMENT	Office Furniture and Equipment	YES	\$69	\$14	\$42	8.23%	\$3	(\$1)
155	90000096494	SVG8000	GENERAL PLANT \$20,000 OR >	Office Furniture and Equipment	YES	\$13,773	\$2,755	\$8,264	8.23%	\$680	(\$180)
156	90000096494	SVG8000	GENERAL PLANT \$20,000 OR >	Office Furniture and Equipment	YES	\$188,874	\$37,775	\$113,324	8.23%	\$9,327	(\$2,548)
157	90000099322	SVG8000	PC & MISC COMPUTER EQUIPMENT	Office Furniture and Equipment	YES	\$109,011	\$21,802	\$65,407	8.23%	\$5,383	(\$1,471)
158	90000099323	SVG8000	PC & MISC COMPUTER EQUIPMENT	Office Furniture and Equipment	YES	\$85	\$85	\$148	8.23%	\$12	(\$3)
159	90000104063	SVG8000	PC & MISC COMPUTER EQUIPMENT	Office Furniture and Equipment	YES	\$344,041	\$156,382	\$250,212	8.23%	\$20,592	(\$5,620)
160	90000098663	SVG8000	PC & MISC COMPUTER EQUIPMENT	Office Furniture and Equipment	YES	\$158,524	\$69,262	\$103,893	8.23%	\$8,550	(\$2,530)
161	90000098663	SVG8000	PC & MISC COMPUTER EQUIPMENT	Office Furniture and Equipment	YES	\$246,217	\$123,108	\$184,663	8.23%	\$15,198	(\$4,152)

THE NARRAGANSETT ELECTRIC COMPANY
d/b/a NATIONAL GRID
RIPUC Docket Nos. 4770/4780
Compliance Attachment 3
Workpaper 6e
Page 13 of 60

Gas

The Narragansett Electric Company d/b/a National Grid
Service Company Repts
Service Company Capital for Facilities allocated to Operating Companies as Rent Expense
For the Rate Year ended August 31, 2020

Line	Work order	estment N:	Project Description	Account Description	Total Return	Year	Amortization	Test Year		Test Year		Test Year		Test Year
								NECO G	NECO G	NECO G	NECO G	NECO G	NECO G	
								Allocation	Allocation	Allocation	Allocation	Allocation	Allocation	Allocation
109	90000136212	SVC8000	MISCELLANEOUS ITEMS (EA)	Miscellaneous Equipment	\$1,746		\$6,956	1.5316%	\$27	\$107	3.7985%	\$66	3.7985%	\$4
110	90000133467	SVC8000	KITCHEN EQUIPMENT	Miscellaneous Equipment	\$110		\$297	1.5316%	\$2	\$5	3.7985%	\$4	3.7985%	\$4
111	90000116440	SVC8000	GENERAL PLANT > \$20,000	Miscellaneous Equipment	\$13,370		\$35,648	2.8497%	\$381	\$1,016	8.3686%	\$1,119	8.3686%	\$1,119
112	90000166608	SVC8000	MISCELLANEOUS ITEMS (EA)	Miscellaneous Equipment	\$83		\$1,021	1.5316%	\$0	\$16	3.7985%	\$15	3.7985%	\$15
113	TXFER00099	SVC8000	OFFICE FURNITURE	Office Furniture and Equipment	\$0		\$0	0.0000%	\$0	\$0	0.0000%	\$0	0.0000%	\$0
114	TXFER00099	SVC8000	OFFICE FURNITURE	Office Furniture and Equipment	\$0		\$0	0.0000%	\$0	\$0	0.0000%	\$0	0.0000%	\$0
115	TXFER00099	SVC8000	OFFICE FURNITURE	Office Furniture and Equipment	\$0		\$0	0.0000%	\$0	\$0	0.0000%	\$0	0.0000%	\$0
116	TXFER00099	SVC8000	OFFICE FURNITURE	Office Furniture and Equipment	\$0		\$0	0.0000%	\$0	\$0	0.0000%	\$0	0.0000%	\$0
117	TXFER00099	SVC8000	OFFICE FURNITURE	Office Furniture and Equipment	\$0		\$0	0.0000%	\$0	\$0	0.0000%	\$0	0.0000%	\$0
118	TXFER00099	SVC8000	OFFICE FURNITURE	Office Furniture and Equipment	\$0		\$0	0.0000%	\$0	\$0	0.0000%	\$0	0.0000%	\$0
119	TXFER00099	SVC8000	OFFICE FURNITURE	Office Furniture and Equipment	\$0		\$0	0.0000%	\$0	\$0	0.0000%	\$0	0.0000%	\$0
120	TXFER00099	SVC8000	OFFICE FURNITURE	Office Furniture and Equipment	\$0		\$0	0.0000%	\$0	\$0	0.0000%	\$0	0.0000%	\$0
121	TXFER00099	SVC8000	OFFICE FURNITURE	Office Furniture and Equipment	\$0		\$0	0.0000%	\$0	\$0	0.0000%	\$0	0.0000%	\$0
122	TXFER00099	SVC8000	OFFICE FURNITURE	Office Furniture and Equipment	\$0		\$0	0.0000%	\$0	\$0	0.0000%	\$0	0.0000%	\$0
123	TXFER00099	SVC8000	OFFICE FURNITURE	Office Furniture and Equipment	\$0		\$0	0.0000%	\$0	\$0	0.0000%	\$0	0.0000%	\$0
124	TXFER00099	SVC8000	OFFICE FURNITURE	Office Furniture and Equipment	\$0		\$0	0.0000%	\$0	\$0	0.0000%	\$0	0.0000%	\$0
125	TXFER00099	SVC8000	OFFICE MECHANICAL EQUIPMENT (EA)	Office Furniture and Equipment	\$0		\$0	0.0000%	\$0	\$0	0.0000%	\$0	0.0000%	\$0
126	TXFER00099	SVC8000	OFFICE FURNITURE	Office Furniture and Equipment	\$0		\$0	0.0000%	\$0	\$0	0.0000%	\$0	0.0000%	\$0
127	TXFER00099	SVC8000	OFFICE MECHANICAL EQUIPMENT (EA)	Office Furniture and Equipment	\$0		\$0	0.0000%	\$0	\$0	0.0000%	\$0	0.0000%	\$0
128	TXFER00099	SVC8000	OFFICE MECHANICAL EQUIPMENT (EA)	Office Furniture and Equipment	\$0		\$0	0.0000%	\$0	\$0	0.0000%	\$0	0.0000%	\$0
129	TXFER00099	SVC8000	OFFICE EQUIPMENT	Office Furniture and Equipment	\$0		\$0	0.0000%	\$0	\$0	0.0000%	\$0	0.0000%	\$0
130	TXFER00099	SVC8000	OFFICE MECHANICAL EQUIPMENT (EA)	Office Furniture and Equipment	\$0		\$0	0.0000%	\$0	\$0	0.0000%	\$0	0.0000%	\$0
131	TXFER00099	SVC8000	MISCELLANEOUS ITEMS (EA)	Office Furniture and Equipment	\$0		\$0	0.0000%	\$0	\$0	0.0000%	\$0	0.0000%	\$0
132	TXFER00099	SVC8000	OFFICE MECHANICAL EQUIPMENT (EA)	Office Furniture and Equipment	\$0		\$0	0.0000%	\$0	\$0	0.0000%	\$0	0.0000%	\$0
133	TXFER00099	SVC8000	PC & MISC COMPUTER EQUIPMENT	Office Furniture and Equipment	\$0		\$0	0.0000%	\$0	\$0	0.0000%	\$0	0.0000%	\$0
134	TXFER00099	SVC8000	OFFICE MECHANICAL EQUIPMENT (EA)	Office Furniture and Equipment	\$0		\$0	0.0000%	\$0	\$0	0.0000%	\$0	0.0000%	\$0
135	TXFER00099	SVC8000	OFFICE EQUIPMENT	Office Furniture and Equipment	\$0		\$0	0.0000%	\$0	\$0	0.0000%	\$0	0.0000%	\$0
136	TXFER00099	SVC8000	OFFICE MECHANICAL EQUIPMENT (EA)	Office Furniture and Equipment	\$0		\$0	0.0000%	\$0	\$0	0.0000%	\$0	0.0000%	\$0
137	TXFER00099	SVC8000	PC & MISC COMPUTER EQUIPMENT	Office Furniture and Equipment	\$0		\$0	0.0000%	\$0	\$0	0.0000%	\$0	0.0000%	\$0
138	TXFER00099	SVC8000	OFFICE MECHANICAL EQUIPMENT (EA)	Office Furniture and Equipment	\$0		\$0	0.0000%	\$0	\$0	0.0000%	\$0	0.0000%	\$0
139	TXFER00099	SVC8000	OFFICE FURNITURE	Office Furniture and Equipment	\$0		\$0	0.0000%	\$0	\$0	0.0000%	\$0	0.0000%	\$0
140	TXFER00099	SVC8000	OFFICE MECHANICAL EQUIPMENT (EA)	Office Furniture and Equipment	\$0		\$0	0.0000%	\$0	\$0	0.0000%	\$0	0.0000%	\$0
141	TXFER00099	SVC8000	OFFICE EQUIPMENT	Office Furniture and Equipment	\$0		\$0	0.0000%	\$0	\$0	0.0000%	\$0	0.0000%	\$0
142	TXFER00099	SVC8000	OFFICE FURNITURE	Office Furniture and Equipment	\$0		\$0	0.0000%	\$0	\$0	0.0000%	\$0	0.0000%	\$0
143	TXFER00099	SVC8000	OFFICE EQUIPMENT	Office Furniture and Equipment	\$0		\$0	0.0000%	\$0	\$0	0.0000%	\$0	0.0000%	\$0
144	TXFER00099	SVC8000	OFFICE FURNITURE	Office Furniture and Equipment	\$0		\$0	0.0000%	\$0	\$0	0.0000%	\$0	0.0000%	\$0
145	TXFER00099	SVC8000	OFFICE FURNITURE	Office Furniture and Equipment	\$0		\$0	0.0000%	\$0	\$0	0.0000%	\$0	0.0000%	\$0
146	9000092476	SVC8000	OFFICE EQUIPMENT	Office Furniture and Equipment	\$0		\$0	0.0000%	\$0	\$0	0.0000%	\$0	0.0000%	\$0
147	9000092476	SVC8000	OFFICE FURNITURE	Office Furniture and Equipment	\$0		\$0	0.0000%	\$0	\$0	0.0000%	\$0	0.0000%	\$0
148	TXFER00099	SVC8000	PC & MISC COMPUTER EQUIPMENT	Office Furniture and Equipment	\$13		\$428	1.5316%	\$0	\$7	3.7985%	\$0	3.7985%	\$0
149	TXFER00099	SVC8000	PC & MISC COMPUTER EQUIPMENT	Office Furniture and Equipment	\$8		\$252	1.5316%	\$0	\$4	3.7985%	\$0	3.7985%	\$0
150	9000092476	SVC8000	OFFICE EQUIPMENT	Office Furniture and Equipment	\$5,553		\$185,010	4.0899%	\$226	\$7,567	9.6901%	\$536	9.6901%	\$536
151	9000092476	SVC8000	OFFICE FURNITURE	Office Furniture and Equipment	\$2,125		\$71,061	4.0899%	\$87	\$2,906	9.6901%	\$206	9.6901%	\$206
152	TXFER00099	SVC8000	OFFICE FURNITURE	Office Furniture and Equipment	\$12		\$412	1.5316%	\$0	\$6	3.7985%	\$0	3.7985%	\$0
153	TXFER00099	SVC8000	PC & MISC COMPUTER EQUIPMENT	Office Furniture and Equipment	\$5		\$182	1.5316%	\$0	\$3	3.7985%	\$0	3.7985%	\$0
154	9000096381	SVC8000	PC & MISC COMPUTER EQUIPMENT	Office Furniture and Equipment	\$1,980		\$66,216	2.8497%	\$56	\$1,887	8.3686%	\$166	8.3686%	\$166
155	TXFER00099	SVC8000	PC & MISC COMPUTER EQUIPMENT	Office Furniture and Equipment	\$2		\$55	1.5316%	\$0	\$1	3.7985%	\$0	3.7985%	\$0
156	9000096494	SVC8000	GENERAL PLANT \$20,000 OR >	Office Furniture and Equipment	\$494		\$11,018	2.8497%	\$14	\$314	8.3686%	\$41	8.3686%	\$41
157	9000099322	SVC8000	PC & MISC COMPUTER EQUIPMENT	Office Furniture and Equipment	\$6,779		\$151,099	2.8497%	\$193	\$4,306	8.3686%	\$567	8.3686%	\$567
158	9000099323	SVC8000	PC & MISC COMPUTER EQUIPMENT	Office Furniture and Equipment	\$3,912		\$87,209	2.8497%	\$111	\$2,485	8.3686%	\$327	8.3686%	\$327
159	TXFER00099	SVC8000	PC & MISC COMPUTER EQUIPMENT	Office Furniture and Equipment	\$9		\$127	1.5316%	\$0	\$2	3.7985%	\$0	3.7985%	\$0
160	90000104063	SVC8000	PC & MISC COMPUTER EQUIPMENT	Office Furniture and Equipment	\$14,967		\$187,659	2.8497%	\$427	\$5,348	8.3686%	\$1,252	8.3686%	\$1,252
161	9000098663	SVC8000	PC & MISC COMPUTER EQUIPMENT	Office Furniture and Equipment	\$6,214		\$69,262	2.8497%	\$177	\$1,974	8.3686%	\$520	8.3686%	\$520
162	9000098710	SVC8000	PC & MISC COMPUTER EQUIPMENT	Office Furniture and Equipment	\$11,046		\$123,108	2.8497%	\$315	\$3,508	8.3686%	\$924	8.3686%	\$924

The Narragansett Electric Company d/b/a National Grid
Service Company Repts
Service Company Capital for Facilities allocated to Operating Companies as Rent Expense
For the Rate Year ended August 31, 2020

Distribution

Line	Work order	estm Nt	Project Description	Account Description	Depreciation	Rent	Less IFA Salary & Wage	Total	Amortization Period	Bonus Rate	Bonus Depreciation	09/01/2019	08/31/2020
												Balance	Balance
109	90000136212	SVCS8000	MISCELLANEOUS ITEMS (EA)	Miscellaneous Equipment	\$264	\$11	\$45	\$285	84	41.71%	\$29,011	\$64,131	\$67,752
110	90000133467	SVCS8000	KITCHEN EQUIPMENT	Miscellaneous Equipment	\$11	\$2	\$2	\$13	84	48.32%	\$1,434	\$2,488	\$2,625
111	90000116440	SVCS8000	GENERAL PLANT > \$20,000	Miscellaneous Equipment	\$2,826	\$539	\$539	\$3,406	84	48.32%	\$172,262	\$298,934	\$315,385
112	90000166608	SVCS8000	MISCELLANEOUS ITEMS (EA)	Miscellaneous Equipment	\$39	\$0	\$7	\$46	84	48.32%	\$4,935	\$8,564	\$9,035
113	TXFEER00099	SVCS8000	OFFICE FURNITURE	Office Furniture and Equipment	\$0	\$0	\$0	\$0	84	0.00%	\$0	\$26,761	\$26,761
114	TXFEER00099	SVCS8000	OFFICE FURNITURE	Office Furniture and Equipment	\$0	\$0	\$0	\$0	84	0.00%	\$0	\$448	\$448
115	TXFEER00099	SVCS8000	OFFICE FURNITURE	Office Furniture and Equipment	\$0	\$0	\$0	\$0	84	0.00%	\$0	\$4,882	\$4,882
116	TXFEER00099	SVCS8000	OFFICE FURNITURE	Office Furniture and Equipment	\$0	\$0	\$0	\$0	84	0.00%	\$0	\$2,616	\$2,616
117	TXFEER00099	SVCS8000	OFFICE FURNITURE	Office Furniture and Equipment	\$0	\$0	\$0	\$0	84	0.00%	\$0	\$648	\$648
118	TXFEER00099	SVCS8000	OFFICE FURNITURE	Office Furniture and Equipment	\$0	\$0	\$0	\$0	84	0.00%	\$0	\$21,634	\$21,634
119	TXFEER00099	SVCS8000	OFFICE FURNITURE	Office Furniture and Equipment	\$0	\$0	\$0	\$0	84	0.00%	\$0	\$184,339	\$184,339
120	TXFEER00099	SVCS8000	OFFICE FURNITURE	Office Furniture and Equipment	\$0	\$0	\$0	\$0	84	0.00%	\$0	\$959	\$959
121	TXFEER00099	SVCS8000	OFFICE FURNITURE	Office Furniture and Equipment	\$0	\$0	\$0	\$0	84	0.00%	\$0	\$365	\$365
122	TXFEER00099	SVCS8000	OFFICE FURNITURE	Office Furniture and Equipment	\$0	\$0	\$0	\$0	84	0.00%	\$0	\$3,329	\$3,329
123	TXFEER00099	SVCS8000	OFFICE FURNITURE	Office Furniture and Equipment	\$0	\$0	\$0	\$0	84	0.00%	\$0	\$92,977	\$92,977
124	TXFEER00099	SVCS8000	OFFICE FURNITURE	Office Furniture and Equipment	\$0	\$0	\$0	\$0	84	46.14%	\$662	\$1,434	\$1,434
125	TXFEER00099	SVCS8000	OFFICE MECHANICAL EQUIPMENT (EA)	Office Furniture and Equipment	\$0	\$0	\$0	\$0	84	46.14%	\$408	\$885	\$885
126	TXFEER00099	SVCS8000	OFFICE FURNITURE	Office Furniture and Equipment	\$0	\$0	\$0	\$0	84	46.14%	\$797	\$1,727	\$1,727
127	TXFEER00099	SVCS8000	OFFICE MECHANICAL EQUIPMENT (EA)	Office Furniture and Equipment	\$0	\$0	\$0	\$0	84	46.14%	\$3,814	\$8,266	\$8,266
128	TXFEER00099	SVCS8000	OFFICE MECHANICAL EQUIPMENT (EA)	Office Furniture and Equipment	\$0	\$0	\$0	\$0	84	46.14%	\$639	\$1,385	\$1,385
129	TXFEER00099	SVCS8000	OFFICE EQUIPMENT	Office Furniture and Equipment	\$0	\$0	\$0	\$0	84	46.14%	\$3,464	\$7,507	\$7,507
130	TXFEER00099	SVCS8000	OFFICE MECHANICAL EQUIPMENT (EA)	Office Furniture and Equipment	\$0	\$0	\$0	\$0	84	46.14%	\$373	\$808	\$808
131	TXFEER00099	SVCS8000	MISCELLANEOUS ITEMS (EA)	Office Furniture and Equipment	\$0	\$0	\$0	\$0	84	46.14%	\$401	\$868	\$868
132	TXFEER00099	SVCS8000	OFFICE MECHANICAL EQUIPMENT (EA)	Office Furniture and Equipment	\$0	\$0	\$0	\$0	84	46.14%	\$413	\$896	\$896
133	TXFEER00099	SVCS8000	PC & MISC COMPUTER EQUIPMENT	Office Furniture and Equipment	\$0	\$0	\$0	\$0	84	46.14%	\$338	\$733	\$733
134	TXFEER00099	SVCS8000	OFFICE MECHANICAL EQUIPMENT (EA)	Office Furniture and Equipment	\$0	\$0	\$0	\$0	84	46.14%	\$703	\$1,523	\$1,523
135	TXFEER00099	SVCS8000	OFFICE EQUIPMENT	Office Furniture and Equipment	\$0	\$0	\$0	\$0	84	46.14%	\$379	\$822	\$822
136	TXFEER00099	SVCS8000	OFFICE MECHANICAL EQUIPMENT (EA)	Office Furniture and Equipment	\$0	\$0	\$0	\$0	84	46.14%	\$615	\$1,333	\$1,333
137	TXFEER00099	SVCS8000	PC & MISC COMPUTER EQUIPMENT	Office Furniture and Equipment	\$0	\$0	\$0	\$0	84	46.14%	\$589	\$1,278	\$1,278
138	TXFEER00099	SVCS8000	OFFICE MECHANICAL EQUIPMENT (EA)	Office Furniture and Equipment	\$0	\$0	\$0	\$0	84	46.14%	\$916	\$1,986	\$1,986
139	TXFEER00099	SVCS8000	OFFICE FURNITURE	Office Furniture and Equipment	\$0	\$0	\$0	\$0	84	46.14%	\$514	\$1,113	\$1,113
140	TXFEER00099	SVCS8000	OFFICE MECHANICAL EQUIPMENT (EA)	Office Furniture and Equipment	\$0	\$0	\$0	\$0	84	46.14%	\$1,397	\$3,029	\$3,029
141	TXFEER00099	SVCS8000	OFFICE EQUIPMENT	Office Furniture and Equipment	\$0	\$0	\$0	\$0	84	46.14%	\$2,227	\$4,828	\$4,828
142	TXFEER00099	SVCS8000	OFFICE FURNITURE	Office Furniture and Equipment	\$0	\$0	\$0	\$0	84	46.14%	\$2,201	\$4,771	\$4,771
143	TXFEER00099	SVCS8000	OFFICE EQUIPMENT	Office Furniture and Equipment	\$0	\$0	\$0	\$0	84	46.14%	\$12,649	\$27,414	\$27,414
144	TXFEER00099	SVCS8000	OFFICE FURNITURE	Office Furniture and Equipment	\$0	\$0	\$0	\$0	84	46.14%	\$12,154	\$26,343	\$26,343
145	TXFEER00099	SVCS8000	OFFICE FURNITURE	Office Furniture and Equipment	\$0	\$0	\$0	\$0	84	46.14%	\$6,424	\$13,923	\$13,923
146	90000092476	SVCS8000	OFFICE EQUIPMENT	Office Furniture and Equipment	\$0	\$0	\$0	\$0	84	46.14%	\$489,089	\$1,060,027	\$1,060,027
147	90000092476	SVCS8000	OFFICE FURNITURE	Office Furniture and Equipment	\$0	\$0	\$0	\$0	84	46.14%	\$4,636,707	\$10,049,373	\$10,049,373
148	TXFEER00099	SVCS8000	PC & MISC COMPUTER EQUIPMENT	Office Furniture and Equipment	\$16	\$2	\$2	\$14	84	46.14%	\$4,745	\$10,284	\$10,284
149	TXFEER00099	SVCS8000	PC & MISC COMPUTER EQUIPMENT	Office Furniture and Equipment	\$10	\$1	\$1	\$9	84	46.14%	\$2,327	\$5,043	\$5,043
150	90000092476	SVCS8000	OFFICE EQUIPMENT	Office Furniture and Equipment	\$17,928	\$2,522	\$2,522	\$15,942	84	46.14%	\$1,707,242	\$3,700,194	\$3,700,194
151	90000092476	SVCS8000	OFFICE FURNITURE	Office Furniture and Equipment	\$6,886	\$969	\$969	\$6,123	84	46.14%	\$655,742	\$1,421,224	\$1,421,224
152	TXFEER00099	SVCS8000	OFFICE FURNITURE	Office Furniture and Equipment	\$16	\$2	\$2	\$14	84	46.14%	\$2,850	\$6,178	\$6,178
153	TXFEER00099	SVCS8000	PC & MISC COMPUTER EQUIPMENT	Office Furniture and Equipment	\$7	\$1	\$1	\$6	84	46.14%	\$1,257	\$2,725	\$2,725
154	90000096381	SVCS8000	PC & MISC COMPUTER EQUIPMENT	Office Furniture and Equipment	\$5,249	\$740	\$740	\$4,675	84	46.14%	\$366,617	\$794,589	\$794,589
155	TXFEER00099	SVCS8000	PC & MISC COMPUTER EQUIPMENT	Office Furniture and Equipment	\$2	\$0	\$0	\$2	84	46.14%	\$256	\$554	\$554
156	90000096494	SVCS8000	GENERAL PLANT \$20,000 OR >	Office Furniture and Equipment	\$873	\$125	\$125	\$790	84	46.14%	\$50,837	\$110,181	\$110,181
157	90000099322	SVCS8000	PC & MISC COMPUTER EQUIPMENT	Office Furniture and Equipment	\$11,978	\$1,714	\$1,714	\$10,831	84	46.14%	\$697,160	\$1,510,991	\$1,510,991
158	90000099323	SVCS8000	PC & MISC COMPUTER EQUIPMENT	Office Furniture and Equipment	\$6,913	\$989	\$989	\$6,252	84	46.14%	\$402,375	\$872,089	\$872,089
159	TXFEER00099	SVCS8000	PC & MISC COMPUTER EQUIPMENT	Office Furniture and Equipment	\$5	\$1	\$1	\$4	84	46.14%	\$587	\$1,273	\$1,273
160	90000104063	SVCS8000	PC & MISC COMPUTER EQUIPMENT	Office Furniture and Equipment	\$14,876	\$2,203	\$2,203	\$13,925	84	46.14%	\$865,844	\$1,876,588	\$1,876,588
161	90000098663	SVCS8000	PC & MISC COMPUTER EQUIPMENT	Office Furniture and Equipment	\$5,490	\$821	\$821	\$5,190	84	46.14%	\$319,569	\$692,618	\$692,618
162	90000098710	SVCS8000	PC & MISC COMPUTER EQUIPMENT	Office Furniture and Equipment	\$9,759	\$1,459	\$1,459	\$9,224	84	46.14%	\$568,013	\$1,231,084	\$1,231,084

THE NARRAGANSETT ELECTRIC COMPANY
d/b/a NATIONAL GRID
RIPUC Docket Nos. 4770/4780
Compliance Attachment 3
Workpaper 6e
Page 15 of 60

The Narragansett Electric Company db/a National Grid
Service Company Reims
Service Company Capital for Facilities allocated to Operating Companies as Rent Expense
For the Rate Year ended August 31, 2020

27.32% 09/01/19 08/31/20 27.32% 8.23%

Line	Work order	estimation N:	Project Description	Account Description	Average Balance	Cash Tax	09/01/2019 Balance	08/31/2020 Balance	Average Balance	Book Tax	Cash to Book Tax Difference	Return on Accum Taxes
109	90000136212	SVC8000	MISCELLANEOUS ITEMS (EA)	Miscellaneous Equipment	\$65,942	\$18,015	\$38,258	\$45,214	\$41,736	\$11,402	\$6,613	\$544
110	90000133467	SVC8000	KITCHEN EQUIPMENT	Miscellaneous Equipment	\$2,556	\$698	\$1,434	\$1,434	\$1,286	\$351	\$347	\$29
111	90000116440	SVC8000	GENERAL PLANT - > \$20,000	Miscellaneous Equipment	\$307,159	\$83,916	\$133,682	\$169,330	\$151,506	\$41,391	\$42,524	\$3,500
112	90000166608	SVC8000	MISCELLANEOUS ITEMS (EA)	Miscellaneous Equipment	\$8,800	\$2,404	\$4,851	\$4,851	\$4,340	\$1,186	\$1,218	\$100
113	ITXFER00099	SVC8000	OFFICE FURNITURE	Office Furniture and Equipment	\$26,761	\$7,311	\$26,761	\$26,761	\$26,761	\$7,311	\$0	\$0
114	ITXFER00099	SVC8000	OFFICE FURNITURE	Office Furniture and Equipment	\$448	\$122	\$448	\$448	\$448	\$122	\$0	\$0
115	ITXFER00099	SVC8000	OFFICE FURNITURE	Office Furniture and Equipment	\$4,882	\$1,334	\$4,882	\$4,882	\$4,882	\$1,334	\$0	\$0
116	ITXFER00099	SVC8000	OFFICE FURNITURE	Office Furniture and Equipment	\$2,616	\$715	\$2,616	\$2,616	\$2,616	\$715	\$0	\$0
117	ITXFER00099	SVC8000	OFFICE FURNITURE	Office Furniture and Equipment	\$648	\$177	\$648	\$648	\$648	\$177	\$0	\$0
118	ITXFER00099	SVC8000	OFFICE FURNITURE	Office Furniture and Equipment	\$21,634	\$5,910	\$21,634	\$21,634	\$21,634	\$5,910	\$0	\$0
119	ITXFER00099	SVC8000	OFFICE FURNITURE	Office Furniture and Equipment	\$184,339	\$50,361	\$184,339	\$184,339	\$184,339	\$50,361	\$0	\$0
120	ITXFER00099	SVC8000	OFFICE FURNITURE	Office Furniture and Equipment	\$959	\$262	\$959	\$959	\$959	\$262	\$0	\$0
121	ITXFER00099	SVC8000	OFFICE FURNITURE	Office Furniture and Equipment	\$365	\$100	\$365	\$365	\$365	\$100	\$0	\$0
122	ITXFER00099	SVC8000	OFFICE FURNITURE	Office Furniture and Equipment	\$3,329	\$909	\$3,329	\$3,329	\$3,329	\$909	\$0	\$0
123	ITXFER00099	SVC8000	OFFICE FURNITURE	Office Furniture and Equipment	\$92,977	\$25,401	\$92,977	\$92,977	\$92,977	\$25,401	\$0	\$0
124	ITXFER00099	SVC8000	OFFICE FURNITURE	Office Furniture and Equipment	\$1,434	\$392	\$1,434	\$1,434	\$1,434	\$392	\$0	\$0
125	ITXFER00099	SVC8000	OFFICE MECHANICAL EQUIPMENT (EA)	Office Furniture and Equipment	\$885	\$242	\$885	\$885	\$885	\$242	\$0	\$0
126	ITXFER00099	SVC8000	OFFICE MECHANICAL EQUIPMENT (EA)	Office Furniture and Equipment	\$1,727	\$472	\$1,727	\$1,727	\$1,727	\$472	\$0	\$0
127	ITXFER00099	SVC8000	OFFICE MECHANICAL EQUIPMENT (EA)	Office Furniture and Equipment	\$8,266	\$2,258	\$8,266	\$8,266	\$8,266	\$2,258	\$0	\$0
128	ITXFER00099	SVC8000	OFFICE MECHANICAL EQUIPMENT (EA)	Office Furniture and Equipment	\$1,385	\$378	\$1,385	\$1,385	\$1,385	\$378	\$0	\$0
129	ITXFER00099	SVC8000	OFFICE MECHANICAL EQUIPMENT (EA)	Office Furniture and Equipment	\$7,507	\$2,051	\$7,507	\$7,507	\$7,507	\$2,051	\$0	\$0
130	ITXFER00099	SVC8000	OFFICE MECHANICAL EQUIPMENT (EA)	Office Furniture and Equipment	\$808	\$221	\$808	\$808	\$808	\$221	\$0	\$0
131	ITXFER00099	SVC8000	MISCELLANEOUS ITEMS (EA)	Office Furniture and Equipment	\$868	\$237	\$868	\$868	\$868	\$237	\$0	\$0
132	ITXFER00099	SVC8000	OFFICE MECHANICAL EQUIPMENT (EA)	Office Furniture and Equipment	\$896	\$245	\$896	\$896	\$896	\$245	\$0	\$0
133	ITXFER00099	SVC8000	PC & MISC COMPUTER EQUIPMENT	Office Furniture and Equipment	\$733	\$200	\$733	\$733	\$733	\$200	\$0	\$0
134	ITXFER00099	SVC8000	OFFICE MECHANICAL EQUIPMENT (EA)	Office Furniture and Equipment	\$1,523	\$416	\$1,523	\$1,523	\$1,523	\$416	\$0	\$0
135	ITXFER00099	SVC8000	OFFICE EQUIPMENT	Office Furniture and Equipment	\$822	\$225	\$822	\$822	\$822	\$225	\$0	\$0
136	ITXFER00099	SVC8000	OFFICE MECHANICAL EQUIPMENT (EA)	Office Furniture and Equipment	\$1,333	\$364	\$1,333	\$1,333	\$1,333	\$364	\$0	\$0
137	ITXFER00099	SVC8000	PC & MISC COMPUTER EQUIPMENT	Office Furniture and Equipment	\$1,278	\$349	\$1,278	\$1,278	\$1,278	\$349	\$0	\$0
138	ITXFER00099	SVC8000	OFFICE MECHANICAL EQUIPMENT (EA)	Office Furniture and Equipment	\$1,986	\$543	\$1,986	\$1,986	\$1,986	\$543	\$0	\$0
139	ITXFER00099	SVC8000	OFFICE FURNITURE	Office Furniture and Equipment	\$1,113	\$304	\$1,113	\$1,113	\$1,113	\$304	\$0	\$0
140	ITXFER00099	SVC8000	OFFICE MECHANICAL EQUIPMENT (EA)	Office Furniture and Equipment	\$3,029	\$827	\$3,029	\$3,029	\$3,029	\$827	\$0	\$0
141	ITXFER00099	SVC8000	OFFICE EQUIPMENT	Office Furniture and Equipment	\$4,828	\$1,319	\$4,828	\$4,828	\$4,828	\$1,319	\$0	\$0
142	ITXFER00099	SVC8000	OFFICE FURNITURE	Office Furniture and Equipment	\$4,771	\$1,303	\$4,771	\$4,771	\$4,771	\$1,303	\$0	\$0
143	ITXFER00099	SVC8000	OFFICE EQUIPMENT	Office Furniture and Equipment	\$27,414	\$7,490	\$27,414	\$27,414	\$27,414	\$7,490	\$0	\$0
144	ITXFER00099	SVC8000	OFFICE FURNITURE	Office Furniture and Equipment	\$26,343	\$7,197	\$26,343	\$26,343	\$26,343	\$7,197	\$0	\$0
145	ITXFER00099	SVC8000	OFFICE FURNITURE	Office Furniture and Equipment	\$13,923	\$3,804	\$13,923	\$13,923	\$13,923	\$3,804	\$0	\$0
146	90000092476	SVC8000	OFFICE FURNITURE	Office Furniture and Equipment	\$1,060,027	\$289,599	\$1,060,027	\$1,060,027	\$1,060,027	\$289,599	\$0	\$0
147	90000092476	SVC8000	OFFICE FURNITURE	Office Furniture and Equipment	\$10,049,373	\$2,745,489	\$10,049,373	\$10,049,373	\$10,049,373	\$2,745,489	\$0	\$0
148	ITXFER00099	SVC8000	PC & MISC COMPUTER EQUIPMENT	Office Furniture and Equipment	\$10,284	\$2,809	\$9,855	\$10,284	\$10,069	\$2,751	\$59	\$5
149	ITXFER00099	SVC8000	PC & MISC COMPUTER EQUIPMENT	Office Furniture and Equipment	\$5,043	\$1,378	\$4,791	\$5,043	\$4,917	\$1,343	\$54	\$5
150	90000092476	SVC8000	OFFICE EQUIPMENT	Office Furniture and Equipment	\$3,700,194	\$1,010,893	\$3,700,194	\$3,700,194	\$3,607,689	\$985,621	\$25,272	\$2,080
151	90000092476	SVC8000	OFFICE FURNITURE	Office Furniture and Equipment	\$1,421,224	\$388,278	\$1,421,224	\$1,421,224	\$1,385,694	\$378,571	\$9,707	\$799
152	ITXFER00099	SVC8000	OFFICE FURNITURE	Office Furniture and Equipment	\$6,178	\$1,688	\$5,766	\$6,178	\$5,972	\$1,631	\$56	\$5
153	ITXFER00099	SVC8000	PC & MISC COMPUTER EQUIPMENT	Office Furniture and Equipment	\$2,725	\$744	\$2,543	\$2,725	\$2,634	\$720	\$25	\$2
154	90000096381	SVC8000	PC & MISC COMPUTER EQUIPMENT	Office Furniture and Equipment	\$794,889	\$217,082	\$728,373	\$794,889	\$761,481	\$208,037	\$9,045	\$744
155	ITXFER00099	SVC8000	PC & MISC COMPUTER EQUIPMENT	Office Furniture and Equipment	\$554	\$151	\$485	\$540	\$513	\$140	\$11	\$1
156	90000096494	SVC8000	GENERAL PLANT \$20,000 OR >	Office Furniture and Equipment	\$110,181	\$30,102	\$96,409	\$107,427	\$101,918	\$27,844	\$2,258	\$186
157	90000099322	SVC8000	PC & MISC COMPUTER EQUIPMENT	Office Furniture and Equipment	\$15,10,991	\$4,322,117	\$13,222,117	\$15,10,991	\$14,397,667	\$381,843	\$30,960	\$2,548
158	90000099323	SVC8000	PC & MISC COMPUTER EQUIPMENT	Office Furniture and Equipment	\$872,089	\$238,255	\$763,078	\$850,287	\$806,082	\$220,386	\$17,869	\$1,471
159	ITXFER00099	SVC8000	PC & MISC COMPUTER EQUIPMENT	Office Furniture and Equipment	\$1,273	\$348	\$1,061	\$1,188	\$1,124	\$307	\$41	\$3
160	90000104063	SVC8000	PC & MISC COMPUTER EQUIPMENT	Office Furniture and Equipment	\$1,876,588	\$512,684	\$1,532,547	\$1,720,205	\$1,626,376	\$444,326	\$68,558	\$5,626
161	90000098663	SVC8000	PC & MISC COMPUTER EQUIPMENT	Office Furniture and Equipment	\$692,618	\$189,223	\$554,094	\$623,356	\$588,725	\$160,840	\$28,583	\$2,336
162	90000098710	SVC8000	PC & MISC COMPUTER EQUIPMENT	Office Furniture and Equipment	\$1,231,084	\$336,332	\$984,867	\$1,107,976	\$1,046,421	\$285,882	\$50,450	\$4,152

THE NARRAGANSETT ELECTRIC COMPANY
d/b/a NATIONAL GRID
RIPUC Docket Nos. 4770/4780
Compliance Attachment 3
Workpaper 6e
Page 16 of 60

The Narragansett Electric Company d/b/a National Grid
Service Company Revenues
Service Company Capital for Facilities allocated to Operating Companies as Rent Expense
For the Rate Year ended August 31, 2020

Line	Work order	estment N:	Project Description	Account Description	Bill Pool	In Service Date	Amortizati on Period	Inception to Date \$	Adjustments	HTY Spend
163	90000105262	SVC8000	PC & MISC COMPUTER EQUIPMENT	Office Furniture and Equipment	G012	09/01/11	120	\$3,334,420	\$0	\$3,334,420
164	90000104123	SVC8000	PC & MISC COMPUTER EQUIPMENT	Office Furniture and Equipment	G012	10/01/11	120	\$6,680	\$0	\$6,680
165	90000104180	SVC8000	PC & MISC COMPUTER EQUIPMENT	Office Furniture and Equipment	G012	10/01/11	120	\$4,659	\$0	\$4,659
166	ITXFER00099	SVC8000	OFFICE EQUIPMENT	Office Furniture and Equipment	J139	10/30/11	120	\$1,446	\$0	\$1,446
167	ITXFER00099	SVC8000	PC & MISC COMPUTER EQUIPMENT	Office Furniture and Equipment	J139	10/30/11	120	\$83,833	\$0	\$83,833
168	ITXFER00099	SVC8000	PC & MISC COMPUTER EQUIPMENT	Office Furniture and Equipment	J139	11/30/11	120	\$1,959	\$0	\$1,959
169	90000096390	SVC8000	PC & MISC COMPUTER EQUIPMENT	Office Furniture and Equipment	G012	12/01/11	120	\$1,676,102	\$0	\$1,676,102
170	ITXFER00099	SVC8000	OFFICE FURNITURE	Office Furniture and Equipment	J139	01/01/12	120	\$14,177	\$0	\$14,177
171	9000095332	SVC8000	PC & MISC COMPUTER EQUIPMENT	Office Furniture and Equipment	G012	02/01/12	120	\$517,010	\$0	\$517,010
172	90000098376	SVC8000	PC & MISC COMPUTER EQUIPMENT	Office Furniture and Equipment	G012	03/01/12	120	\$51,126	\$0	\$51,126
173	90000103784	SVC8000	PC & MISC COMPUTER EQUIPMENT	Office Furniture and Equipment	G012	03/01/12	120	\$828,258	\$0	\$828,258
174	90000107088	SVC8000	PC & MISC COMPUTER EQUIPMENT	Office Furniture and Equipment	G012	03/01/12	120	\$1,093,094	\$0	\$1,093,094
175	90000098786	SVC8000	PC & MISC COMPUTER EQUIPMENT	Office Furniture and Equipment	G012	04/01/12	120	\$24,681	\$0	\$24,681
176	90000098934	SVC8000	OFFICE FURNITURE	Office Furniture and Equipment	G012	04/01/12	120	\$10,620	\$0	\$10,620
177	90000098934	SVC8000	PC & MISC COMPUTER EQUIPMENT	Office Furniture and Equipment	G012	04/01/12	120	\$10,620	\$0	\$10,620
178	90000104088	SVC8000	PC & MISC COMPUTER EQUIPMENT	Office Furniture and Equipment	G012	06/01/12	120	\$264,686	\$0	\$264,686
179	ITXFER00099	SVC8000	OFFICE EQUIPMENT	Office Furniture and Equipment	J139	07/01/12	120	\$23,963	\$0	\$23,963
180	ITXFER00099	SVC8000	OFFICE FURNITURE	Office Furniture and Equipment	J139	07/01/12	120	\$30,388	\$0	\$30,388
181	ITXFER00099	SVC8000	PC & MISC COMPUTER EQUIPMENT	Office Furniture and Equipment	J139	07/01/12	120	\$144,374	\$0	\$144,374
182	ITXFER00099	SVC8000	PC & MISC COMPUTER EQUIPMENT	Office Furniture and Equipment	J139	07/16/12	120	\$15,451	\$0	\$15,451
183	ITXFER00099	SVC8000	OFFICE EQUIPMENT	Office Furniture and Equipment	J139	08/01/12	120	\$9,497	\$0	\$9,497
184	ITXFER00099	SVC8000	PC & MISC COMPUTER EQUIPMENT	Office Furniture and Equipment	J139	08/01/12	120	\$6,380	\$0	\$6,380
185	ITXFER00099	SVC8000	PC & MISC COMPUTER EQUIPMENT	Office Furniture and Equipment	J139	08/01/12	120	\$967	\$0	\$967
186	ITXFER00099	SVC8000	OFFICE EQUIPMENT	Office Furniture and Equipment	J139	08/01/12	120	\$79,317	\$0	\$79,317
187	90000104110	SVC8000	PC & MISC COMPUTER EQUIPMENT	Office Furniture and Equipment	G012	09/01/12	120	\$145,066	\$0	\$145,066
188	ITXFER00099	SVC8000	PC & MISC COMPUTER EQUIPMENT	Office Furniture and Equipment	J139	10/01/12	120	\$7,754	\$0	\$7,754
189	90000106246	SVC8000	PC & MISC COMPUTER EQUIPMENT	Office Furniture and Equipment	G012	10/01/12	120	\$146,505	\$0	\$146,505
190	90000097849	SVC8000	OFFICE FURNITURE	Office Furniture and Equipment	G012	11/01/12	120	\$63,793	\$0	\$63,793
191	90000124286	SVC8000	OFFICE EQUIPMENT	Office Furniture and Equipment	J139	06/01/13	120	\$2,181	\$0	\$2,181
192	90000124286	SVC8000	OFFICE FURNITURE	Office Furniture and Equipment	J139	06/01/13	120	\$31,222	\$0	\$31,222
193	90000125044	SVC8000	OFFICE EQUIPMENT	Office Furniture and Equipment	J139	07/01/13	120	\$5,336	\$0	\$5,336
194	90000124284	SVC8000	OFFICE FURNITURE	Office Furniture and Equipment	J139	10/01/13	120	\$162,133	\$0	\$162,133
195	90000129327	SVC8000	OFFICE EQUIPMENT	Office Furniture and Equipment	J139	10/01/13	120	\$33,751	\$0	\$33,751
196	90000130956	SVC8000	OFFICE FURNITURE	Office Furniture and Equipment	J139	10/01/13	120	\$32,844	\$0	\$32,844
197	90000131807	SVC8000	OFFICE EQUIPMENT	Office Furniture and Equipment	J139	10/01/13	120	\$81,731	\$0	\$81,731
198	90000131767	SVC8000	OFFICE FURNITURE	Office Furniture and Equipment	J063	11/01/13	120	\$11,355	\$0	\$11,355
199	90000133949	SVC8000	OFFICE FURNITURE	Office Furniture and Equipment	J063	11/01/13	120	\$6,396	\$0	\$6,396
200	90000124274	SVC8000	OFFICE FURNITURE	Office Furniture and Equipment	J139	02/01/14	120	\$2,444	\$0	\$2,444
201	90000124274	SVC8000	OFFICE FURNITURE	Office Furniture and Equipment	J139	02/01/14	120	\$54,909	\$0	\$54,909
202	90000103771	SVC8000	PC & MISC COMPUTER EQUIPMENT	Office Furniture and Equipment	G012	04/01/14	120	\$241,230	\$0	\$241,230
203	90000140593	SVC8000	OFFICE FURNITURE	Office Furniture and Equipment	J139	07/01/14	120	\$45,242	\$0	\$45,242
204	90000111026	SVC8000	PC & MISC COMPUTER EQUIPMENT	Office Furniture and Equipment	G012	08/01/14	120	\$86,459	\$0	\$86,459
205	90000128241	SVC8000	OFFICE FURNITURE	Office Furniture and Equipment	J139	08/01/14	120	\$706,421	\$0	\$706,421
206	90000140143	SVC8000	OFFICE FURNITURE	Office Furniture and Equipment	G012	08/01/14	120	\$274,180	\$0	\$274,180
207	90000099327	SVC8000	OFFICE FURNITURE	Office Furniture and Equipment	G012	10/01/14	120	\$45,050	\$0	\$45,050
208	90000111311	SVC8000	OFFICE FURNITURE	Office Furniture and Equipment	G012	10/01/14	120	\$44,636	\$0	\$44,636
209	90000143624	SVC8000	OFFICE FURNITURE	Office Furniture and Equipment	J063	11/01/14	120	\$27,341	\$0	\$27,341
210	90000146687	SVC8000	OFFICE EQUIPMENT	Office Furniture and Equipment	J139	12/01/14	120	\$18,483	\$0	\$18,483
211	90000130716	SVC8000	PC & MISC COMPUTER EQUIPMENT	Office Furniture and Equipment	G012	03/01/15	120	\$1,483,732	\$0	\$1,483,732
212	90000133046	SVC8000	PC & MISC COMPUTER EQUIPMENT	Office Furniture and Equipment	J139	03/01/15	120	\$225,882	\$0	\$225,882
213	90000141980	SVC8000	OFFICE FURNITURE	Office Furniture and Equipment	J063	03/01/15	120	\$1,385,615	\$0	\$1,385,615
214	90000146788	SVC8000	PC & MISC COMPUTER EQUIPMENT	Office Furniture and Equipment	J139	07/01/15	120	\$102,993	\$0	\$102,993
215	90000133467	SVC8000	OFFICE FURNITURE	Office Furniture and Equipment	G012	08/01/15	120	\$148,052	\$0	\$148,052
216	90000133467	SVC8000	OFFICE FURNITURE	Office Furniture and Equipment	J139	11/01/15	120	\$495,067	\$0	\$495,067

THE NARRAGANSETT ELECTRIC COMPANY
d/b/a NATIONAL GRID
RIPUC Docket Nos. 4770/4780
Compliance Attachment 3
Workpaper 6e
Page 17 of 60

The Narragansett Electric Company d/b/a National Grid
Service Company Rents
Service Company Capital for Facilities allocated to Operating Companies as Rent Expense
For the Rate Year ended August 31, 2020

09/01/2019 08/31/2020 8.2300%

Line	Work order	estment N:	Project Description	Account Description	NECO	09/01/2019 Balance	08/31/2020 Balance	Average Balance	Service Co Return	Year Return	Return on Accum Taxes
163	90000105262	SVG8000	PC & MISC COMPUTER EQUIPMENT	Office Furniture and Equipment	YES	\$666,884	\$333,442	\$500,163	8.23%	\$4,163	(\$17,246)
164	90000104123	SVG8000	PC & MISC COMPUTER EQUIPMENT	Office Furniture and Equipment	YES	\$1,392	\$724	\$1,058	8.23%	\$87	(\$24)
165	90000104180	SVG8000	PC & MISC COMPUTER EQUIPMENT	Office Furniture and Equipment	YES	\$971	\$505	\$738	8.23%	\$61	(\$17)
166	TXFER00099	SVG8000	OFFICE EQUIPMENT	Office Furniture and Equipment	YES	\$313	\$169	\$241	8.23%	\$20	(\$5)
167	TXFER00099	SVG8000	PC & MISC COMPUTER EQUIPMENT	Office Furniture and Equipment	YES	\$18,164	\$9,780	\$13,972	8.23%	\$1,150	(\$314)
168	TXFER00099	SVG8000	PC & MISC COMPUTER EQUIPMENT	Office Furniture and Equipment	YES	\$441	\$245	\$343	8.23%	\$28	(\$8)
169	90000096390	SVG8000	PC & MISC COMPUTER EQUIPMENT	Office Furniture and Equipment	YES	\$377,123	\$209,513	\$293,318	8.23%	\$24,140	(\$6,595)
170	TXFER00099	SVG8000	OFFICE FURNITURE	Office Furniture and Equipment	YES	\$3,308	\$1,890	\$2,599	8.23%	\$214	(\$55)
171	90000095532	SVG8000	PC & MISC COMPUTER EQUIPMENT	Office Furniture and Equipment	YES	\$124,944	\$73,243	\$99,094	8.23%	\$8,155	(\$2,228)
172	90000098376	SVG8000	PC & MISC COMPUTER EQUIPMENT	Office Furniture and Equipment	YES	\$12,782	\$7,669	\$10,225	8.23%	\$842	(\$230)
173	90000103784	SVG8000	PC & MISC COMPUTER EQUIPMENT	Office Furniture and Equipment	YES	\$207,064	\$124,239	\$165,652	8.23%	\$13,653	(\$3,725)
174	90000107088	SVG8000	PC & MISC COMPUTER EQUIPMENT	Office Furniture and Equipment	YES	\$273,273	\$163,964	\$218,619	8.23%	\$17,992	(\$4,916)
175	90000098786	SVG8000	PC & MISC COMPUTER EQUIPMENT	Office Furniture and Equipment	YES	\$6,376	\$3,908	\$5,142	8.23%	\$423	(\$116)
176	90000098934	SVG8000	OFFICE FURNITURE	Office Furniture and Equipment	YES	\$2,744	\$1,682	\$2,213	8.23%	\$182	(\$50)
177	90000098934	SVG8000	PC & MISC COMPUTER EQUIPMENT	Office Furniture and Equipment	YES	\$2,744	\$1,682	\$2,213	8.23%	\$182	(\$50)
178	90000104088	SVG8000	PC & MISC COMPUTER EQUIPMENT	Office Furniture and Equipment	YES	\$72,789	\$46,320	\$59,554	8.23%	\$4,901	(\$1,339)
179	TXFER00099	SVG8000	OFFICE EQUIPMENT	Office Furniture and Equipment	YES	\$6,790	\$4,393	\$5,591	8.23%	\$460	(\$126)
180	TXFER00099	SVG8000	OFFICE FURNITURE	Office Furniture and Equipment	YES	\$8,610	\$5,571	\$7,090	8.23%	\$584	(\$159)
181	TXFER00099	SVG8000	PC & MISC COMPUTER EQUIPMENT	Office Furniture and Equipment	YES	\$40,906	\$26,469	\$33,687	8.23%	\$2,772	(\$757)
182	TXFER00099	SVG8000	PC & MISC COMPUTER EQUIPMENT	Office Furniture and Equipment	YES	\$4,378	\$2,833	\$3,605	8.23%	\$297	(\$81)
183	TXFER00099	SVG8000	OFFICE EQUIPMENT	Office Furniture and Equipment	YES	\$2,770	\$1,820	\$2,295	8.23%	\$189	(\$52)
184	TXFER00099	SVG8000	PC & MISC COMPUTER EQUIPMENT	Office Furniture and Equipment	YES	\$1,861	\$1,223	\$1,542	8.23%	\$127	(\$35)
185	TXFER00099	SVG8000	OFFICE EQUIPMENT	Office Furniture and Equipment	YES	\$282	\$185	\$234	8.23%	\$19	(\$5)
186	TXFER00099	SVG8000	OFFICE EQUIPMENT	Office Furniture and Equipment	YES	\$23,134	\$15,202	\$19,168	8.23%	\$1,578	(\$431)
187	90000104110	SVG8000	PC & MISC COMPUTER EQUIPMENT	Office Furniture and Equipment	YES	\$43,520	\$29,013	\$36,266	8.23%	\$2,985	(\$776)
188	TXFER00099	SVG8000	PC & MISC COMPUTER EQUIPMENT	Office Furniture and Equipment	YES	\$2,391	\$1,615	\$2,003	8.23%	\$165	(\$43)
189	90000106246	SVG8000	PC & MISC COMPUTER EQUIPMENT	Office Furniture and Equipment	YES	\$45,172	\$30,522	\$37,847	8.23%	\$3,115	(\$811)
190	90000097849	SVG8000	OFFICE FURNITURE	Office Furniture and Equipment	YES	\$20,201	\$13,822	\$17,011	8.23%	\$1,400	(\$365)
191	90000124286	SVG8000	OFFICE EQUIPMENT	Office Furniture and Equipment	YES	\$818	\$600	\$709	8.23%	\$58	(\$15)
192	90000124286	SVG8000	OFFICE FURNITURE	Office Furniture and Equipment	YES	\$11,708	\$8,586	\$10,147	8.23%	\$835	(\$219)
193	90000125044	SVG8000	OFFICE EQUIPMENT	Office Furniture and Equipment	YES	\$2,045	\$1,512	\$1,779	8.23%	\$146	(\$38)
194	90000124284	SVG8000	OFFICE FURNITURE	Office Furniture and Equipment	YES	\$66,204	\$49,991	\$58,098	8.23%	\$4,781	(\$1,117)
195	90000129327	SVG8000	OFFICE EQUIPMENT	Office Furniture and Equipment	YES	\$13,782	\$10,407	\$12,094	8.23%	\$995	(\$332)
196	90000130956	SVG8000	OFFICE FURNITURE	Office Furniture and Equipment	YES	\$13,411	\$10,127	\$11,769	8.23%	\$969	(\$226)
197	90000131807	SVG8000	OFFICE EQUIPMENT	Office Furniture and Equipment	YES	\$33,374	\$25,201	\$29,287	8.23%	\$2,410	(\$563)
198	90000131767	SVG8000	OFFICE FURNITURE	Office Furniture and Equipment	YES	\$4,731	\$3,596	\$4,163	8.23%	\$343	(\$80)
199	90000135949	SVG8000	OFFICE FURNITURE	Office Furniture and Equipment	YES	\$2,665	\$2,025	\$2,345	8.23%	\$193	(\$45)
200	90000124274	SVG8000	OFFICE EQUIPMENT	Office Furniture and Equipment	YES	\$1,080	\$835	\$957	8.23%	\$79	(\$19)
201	90000103771	SVG8000	OFFICE FURNITURE	Office Furniture and Equipment	YES	\$18,761	\$12,761	\$21,506	8.23%	\$1,770	(\$419)
202	90000103771	SVG8000	PC & MISC COMPUTER EQUIPMENT	Office Furniture and Equipment	YES	\$110,564	\$86,441	\$98,502	8.23%	\$8,107	(\$1,941)
203	90000140593	SVG8000	OFFICE FURNITURE	Office Furniture and Equipment	YES	\$21,867	\$17,343	\$19,605	8.23%	\$1,613	(\$389)
204	90000110226	SVG8000	PC & MISC COMPUTER EQUIPMENT	Office Furniture and Equipment	YES	\$42,509	\$33,863	\$38,186	8.23%	\$3,143	(\$760)
205	90000128241	SVG8000	OFFICE FURNITURE	Office Furniture and Equipment	YES	\$37,324	\$27,682	\$32,003	8.23%	\$2,678	(\$6,214)
206	90000140143	SVG8000	OFFICE FURNITURE	Office Furniture and Equipment	YES	\$134,805	\$107,387	\$121,096	8.23%	\$9,966	(\$2,412)
207	90000099327	SVG8000	OFFICE FURNITURE	Office Furniture and Equipment	YES	\$22,901	\$18,396	\$20,648	8.23%	\$1,699	(\$362)
208	90000111311	SVG8000	OFFICE FURNITURE	Office Furniture and Equipment	YES	\$22,690	\$18,226	\$20,458	8.23%	\$1,684	(\$359)
209	90000143624	SVG8000	OFFICE EQUIPMENT	Office Furniture and Equipment	YES	\$11,126	\$11,392	\$12,579	8.23%	\$1,050	(\$225)
210	90000146687	SVG8000	OFFICE EQUIPMENT	Office Furniture and Equipment	YES	\$9,704	\$7,855	\$8,779	8.23%	\$723	(\$155)
211	90000114690	SVG8000	PC & MISC COMPUTER EQUIPMENT	Office Furniture and Equipment	YES	\$816,053	\$667,679	\$741,866	8.23%	\$61,056	(\$13,313)
212	90000130716	SVG8000	PC & MISC COMPUTER EQUIPMENT	Office Furniture and Equipment	YES	\$124,235	\$101,647	\$129,941	8.23%	\$9,295	(\$2,027)
213	90000133046	SVG8000	PC & MISC COMPUTER EQUIPMENT	Office Furniture and Equipment	YES	\$762,088	\$623,527	\$692,807	8.23%	\$57,018	(\$12,433)
214	90000141980	SVG8000	OFFICE FURNITURE	Office Furniture and Equipment	YES	\$60,079	\$49,780	\$54,930	8.23%	\$4,521	(\$1,021)
215	90000146788	SVG8000	PC & MISC COMPUTER EQUIPMENT	Office Furniture and Equipment	YES	\$87,597	\$72,792	\$80,195	8.23%	\$6,600	(\$1,496)
216	90000133467	SVG8000	OFFICE FURNITURE	Office Furniture and Equipment	YES	\$307,758	\$257,851	\$282,805	8.23%	\$23,275	(\$4,806)

THE NARRAGANSETT ELECTRIC COMPANY
d/b/a NATIONAL GRID
RIPUC Docket Nos. 4770/4780
Compliance Attachment 3
Workpaper 6e
Page 19 of 60

The Narragansett Electric Company d/b/a National Grid
Service Company Repts
For the Rate Year ended August 31, 2020

Distribution

09/01/19 08/31/20

Line	Work order	estm Nt	Project Description	Account Description	Depreciation	Test Year Rent	Less IFA Salary & Wage	Allocation	Total	Amortization Period	Bonus Rate	Bonus Depreciation	09/01/2019	08/31/2020
													Balance	Balance
163	90000105262	SVCS8000	PC & MISC COMPUTER EQUIPMENT	Office Furniture and Equipment	\$26,432	\$3,953	\$3,953	\$3,953	\$24,983	84	46.14%	\$1,538,477	\$3,334,420	\$3,334,420
164	90000104123	SVCS8000	PC & MISC COMPUTER EQUIPMENT	Office Furniture and Equipment	\$53	\$8	\$8	\$8	\$50	84	46.14%	\$3,082	\$6,680	\$6,680
165	90000104180	SVCS8000	PC & MISC COMPUTER EQUIPMENT	Office Furniture and Equipment	\$37	\$6	\$6	\$6	\$35	84	46.14%	\$2,149	\$4,659	\$4,659
166	TXFER000099	SVCS8000	OFFICE EQUIPMENT	Office Furniture and Equipment	\$5	\$1	\$1	\$1	\$5	84	46.14%	\$667	\$1,446	\$1,446
167	TXFER000099	SVCS8000	PC & MISC COMPUTER EQUIPMENT	Office Furniture and Equipment	\$318	\$48	\$48	\$48	\$302	84	46.14%	\$38,680	\$83,833	\$83,833
168	TXFER000099	SVCS8000	PC & MISC COMPUTER EQUIPMENT	Office Furniture and Equipment	\$7	\$1	\$1	\$1	\$7	84	46.14%	\$904	\$1,959	\$1,959
169	90000096390	SVCS8000	PC & MISC COMPUTER EQUIPMENT	Office Furniture and Equipment	\$13,287	\$2,016	\$2,016	\$2,016	\$12,739	84	46.14%	\$773,341	\$1,676,102	\$1,676,102
170	TXFER000099	SVCS8000	OFFICE FURNITURE	Office Furniture and Equipment	\$54	\$8	\$8	\$8	\$52	84	46.14%	\$6,541	\$14,177	\$14,177
171	90000095332	SVCS8000	PC & MISC COMPUTER EQUIPMENT	Office Furniture and Equipment	\$4,098	\$628	\$628	\$628	\$3,967	84	46.14%	\$238,545	\$517,010	\$517,010
172	90000098376	SVCS8000	PC & MISC COMPUTER EQUIPMENT	Office Furniture and Equipment	\$405	\$405	\$405	\$405	\$394	84	46.14%	\$23,589	\$51,126	\$51,126
173	90000103784	SVCS8000	PC & MISC COMPUTER EQUIPMENT	Office Furniture and Equipment	\$6,566	\$1,010	\$1,010	\$1,010	\$6,385	84	46.14%	\$828,258	\$828,258	\$828,258
174	90000107088	SVCS8000	PC & MISC COMPUTER EQUIPMENT	Office Furniture and Equipment	\$8,665	\$1,333	\$1,333	\$1,333	\$8,426	84	46.14%	\$504,345	\$1,093,094	\$1,093,094
175	90000098786	SVCS8000	PC & MISC COMPUTER EQUIPMENT	Office Furniture and Equipment	\$196	\$30	\$30	\$30	\$191	84	46.14%	\$11,388	\$24,681	\$24,681
176	90000098934	SVCS8000	OFFICE FURNITURE	Office Furniture and Equipment	\$84	\$13	\$13	\$13	\$82	84	46.14%	\$4,900	\$10,620	\$10,620
177	90000098934	SVCS8000	PC & MISC COMPUTER EQUIPMENT	Office Furniture and Equipment	\$84	\$13	\$13	\$13	\$82	84	46.14%	\$4,900	\$10,620	\$10,620
178	90000104088	SVCS8000	PC & MISC COMPUTER EQUIPMENT	Office Furniture and Equipment	\$2,098	\$327	\$327	\$327	\$2,069	84	46.14%	\$122,124	\$264,686	\$264,686
179	TXFER000099	SVCS8000	OFFICE EQUIPMENT	Office Furniture and Equipment	\$91	\$14	\$14	\$14	\$90	84	46.14%	\$11,056	\$23,963	\$23,963
180	TXFER000099	SVCS8000	OFFICE FURNITURE	Office Furniture and Equipment	\$115	\$18	\$18	\$18	\$114	84	46.14%	\$14,021	\$30,388	\$30,388
181	TXFER000099	SVCS8000	PC & MISC COMPUTER EQUIPMENT	Office Furniture and Equipment	\$548	\$85	\$85	\$85	\$540	84	46.14%	\$66,613	\$144,374	\$144,374
182	TXFER000099	SVCS8000	PC & MISC COMPUTER EQUIPMENT	Office Furniture and Equipment	\$59	\$9	\$9	\$9	\$58	84	46.14%	\$7,129	\$15,451	\$15,451
183	TXFER000099	SVCS8000	OFFICE EQUIPMENT	Office Furniture and Equipment	\$36	\$6	\$6	\$6	\$36	84	46.14%	\$4,382	\$9,497	\$9,497
184	TXFER000099	SVCS8000	PC & MISC COMPUTER EQUIPMENT	Office Furniture and Equipment	\$24	\$4	\$4	\$4	\$24	84	46.14%	\$2,944	\$6,380	\$6,380
185	TXFER000099	SVCS8000	PC & MISC COMPUTER EQUIPMENT	Office Furniture and Equipment	\$301	\$47	\$47	\$47	\$298	84	46.14%	\$36,596	\$79,317	\$79,317
187	90000104110	SVCS8000	PC & MISC COMPUTER EQUIPMENT	Office Furniture and Equipment	\$1,150	\$182	\$182	\$182	\$1,152	84	46.14%	\$66,932	\$141,581	\$141,581
188	TXFER000099	SVCS8000	PC & MISC COMPUTER EQUIPMENT	Office Furniture and Equipment	\$29	\$5	\$5	\$5	\$29	84	46.14%	\$3,578	\$7,754	\$7,754
189	90000106246	SVCS8000	PC & MISC COMPUTER EQUIPMENT	Office Furniture and Equipment	\$1,161	\$185	\$185	\$185	\$1,169	84	46.14%	\$67,596	\$142,986	\$142,986
190	90000097849	SVCS8000	OFFICE FURNITURE	Office Furniture and Equipment	\$506	\$81	\$81	\$81	\$511	84	46.14%	\$29,433	\$62,260	\$62,260
191	90000124286	SVCS8000	OFFICE EQUIPMENT	Office Furniture and Equipment	\$8	\$8	\$8	\$8	\$9	84	41.71%	\$910	\$2,124	\$2,124
192	90000124286	SVCS8000	OFFICE FURNITURE	Office Furniture and Equipment	\$119	\$19	\$19	\$19	\$123	84	41.71%	\$13,021	\$30,410	\$30,410
193	90000125044	SVCS8000	OFFICE EQUIPMENT	Office Furniture and Equipment	\$20	\$3	\$3	\$3	\$21	84	41.71%	\$2,225	\$5,336	\$5,336
194	90000125044	SVCS8000	OFFICE FURNITURE	Office Furniture and Equipment	\$616	\$103	\$103	\$103	\$652	84	41.71%	\$67,619	\$157,918	\$157,918
195	90000129327	SVCS8000	OFFICE EQUIPMENT	Office Furniture and Equipment	\$128	\$21	\$21	\$21	\$136	84	41.71%	\$14,076	\$32,874	\$32,874
196	90000130956	SVCS8000	OFFICE FURNITURE	Office Furniture and Equipment	\$125	\$21	\$21	\$21	\$132	84	41.71%	\$13,698	\$30,281	\$30,281
197	90000131807	SVCS8000	OFFICE EQUIPMENT	Office Furniture and Equipment	\$310	\$52	\$52	\$52	\$329	84	41.71%	\$34,087	\$75,352	\$75,352
198	90000131767	SVCS8000	OFFICE FURNITURE	Office Furniture and Equipment	\$110	\$19	\$19	\$19	\$117	84	41.71%	\$4,736	\$10,469	\$10,469
199	90000139449	SVCS8000	OFFICE FURNITURE	Office Furniture and Equipment	\$62	\$10	\$10	\$10	\$66	84	41.71%	\$2,668	\$5,897	\$5,897
200	90000124274	SVCS8000	OFFICE EQUIPMENT	Office Furniture and Equipment	\$9	\$2	\$2	\$2	\$10	84	41.71%	\$1,019	\$2,253	\$2,253
201	90000124274	SVCS8000	OFFICE FURNITURE	Office Furniture and Equipment	\$209	\$35	\$35	\$35	\$224	84	41.71%	\$22,900	\$50,623	\$50,623
202	90000103771	SVCS8000	PC & MISC COMPUTER EQUIPMENT	Office Furniture and Equipment	\$1,912	\$332	\$332	\$332	\$2,097	84	43.46%	\$104,836	\$222,967	\$222,967
203	90000140593	SVCS8000	OFFICE FURNITURE	Office Furniture and Equipment	\$172	\$30	\$30	\$30	\$189	84	43.46%	\$19,662	\$44,101	\$44,101
204	90000110226	SVCS8000	PC & MISC COMPUTER EQUIPMENT	Office Furniture and Equipment	\$685	\$121	\$121	\$121	\$764	84	43.46%	\$37,574	\$79,913	\$79,913
205	90000128241	SVCS8000	OFFICE FURNITURE	Office Furniture and Equipment	\$2,683	\$468	\$468	\$468	\$2,955	84	43.46%	\$307,004	\$652,939	\$652,939
206	90000140143	SVCS8000	OFFICE FURNITURE	Office Furniture and Equipment	\$2,177	\$383	\$383	\$383	\$2,422	84	43.46%	\$119,156	\$253,422	\$253,422
207	90000099537	SVCS8000	OFFICE FURNITURE	Office Furniture and Equipment	\$357	\$64	\$64	\$64	\$405	84	43.46%	\$19,578	\$39,368	\$39,368
208	90000111311	SVCS8000	OFFICE FURNITURE	Office Furniture and Equipment	\$354	\$63	\$63	\$63	\$401	84	43.46%	\$19,398	\$39,005	\$39,005
209	90000143624	SVCS8000	OFFICE FURNITURE	Office Furniture and Equipment	\$265	\$47	\$47	\$47	\$298	84	43.46%	\$11,882	\$23,892	\$23,892
210	90000146687	SVCS8000	OFFICE EQUIPMENT	Office Furniture and Equipment	\$70	\$13	\$13	\$13	\$79	84	43.46%	\$8,033	\$16,152	\$16,152
211	90000146690	SVCS8000	PC & MISC COMPUTER EQUIPMENT	Office Furniture and Equipment	\$11,762	\$2,152	\$2,152	\$2,152	\$13,605	84	43.46%	\$644,815	\$1,296,570	\$1,296,570
212	90000130716	SVCS8000	PC & MISC COMPUTER EQUIPMENT	Office Furniture and Equipment	\$858	\$155	\$155	\$155	\$979	84	43.46%	\$98,166	\$197,388	\$197,388
213	90000133046	SVCS8000	PC & MISC COMPUTER EQUIPMENT	Office Furniture and Equipment	\$13,427	\$2,424	\$2,424	\$2,424	\$15,323	84	43.46%	\$602,174	\$1,210,829	\$1,210,829
214	90000141980	SVCS8000	OFFICE FURNITURE	Office Furniture and Equipment	\$391	\$72	\$72	\$72	\$463	84	48.32%	\$49,769	\$91,119	\$91,119
215	90000146788	SVCS8000	PC & MISC COMPUTER EQUIPMENT	Office Furniture and Equipment	\$1,174	\$219	\$219	\$219	\$1,382	84	48.32%	\$71,542	\$130,982	\$130,982
216	90000133467	SVCS8000	OFFICE FURNITURE	Office Furniture and Equipment	\$1,896	\$355	\$355	\$355	\$2,242	84	48.32%	\$241,162	\$418,497	\$418,497

THE NARRAGANSETT ELECTRIC COMPANY
d/b/a NATIONAL GRID
RIPUC Docket Nos. 4770/4780
Compliance Attachment 3
Worksheet 6e
Page 20 of 60

The Narragansett Electric Company db/a National Grid
Service Company Reimbursements
Service Company Capital for Facilities allocated to Operating Companies as Rent Expense
For the Rate Year ended August 31, 2020

Line	Work order	estimation N:	Project Description	Account Description	09/01/2019			08/31/2020			Average		Cash to Book		Return on	
					Average Balance	Cash Tax	Balance	Balance	Balance	Book Tax	Tax Difference	Accum Taxes				
163	90000105262	SVC8000	PC & MISC COMPUTER EQUIPMENT	Office Furniture and Equipment	\$3,334,420	\$910,963	\$2,667,536	\$3,000,978	\$5,622	\$774,319	\$1,536	\$289	\$11,246	\$136,645	\$24	
164	90000104123	SVC8000	PC & MISC COMPUTER EQUIPMENT	Office Furniture and Equipment	\$6,680	\$1,825	\$5,286	\$4,544	\$3,921	\$1,071	\$202	\$66	\$5			
165	90000104180	SVC8000	PC & MISC COMPUTER EQUIPMENT	Office Furniture and Equipment	\$1,446	\$395	\$1,133	\$74,052	\$69,861	\$19,086	\$3,817	\$314				
166	ITXFER00099	SVC8000	OFFICE EQUIPMENT	Office Furniture and Equipment	\$83,833	\$22,905	\$65,669	\$1,714	\$441	\$94	\$8					
167	ITXFER00099	SVC8000	PC & MISC COMPUTER EQUIPMENT	Office Furniture and Equipment	\$1,959	\$535	\$1,518	\$1,298,979	\$1,466,589	\$80,134	\$6,595					
168	ITXFER00099	SVC8000	PC & MISC COMPUTER EQUIPMENT	Office Furniture and Equipment	\$1,676,102	\$457,911	\$1,298,979	\$1,238,784	\$377,777	\$80,134	\$6,595					
169	90000096390	SVC8000	PC & MISC COMPUTER EQUIPMENT	Office Furniture and Equipment	\$14,177	\$3,873	\$10,869	\$443,767	\$11,578	\$3,163	\$710	\$58				
170	ITXFER00099	SVC8000	OFFICE FURNITURE	Office Furniture and Equipment	\$517,010	\$141,247	\$392,066	\$12,287	\$417,916	\$114,175	\$27,072	\$2,228				
171	90000095332	SVC8000	PC & MISC COMPUTER EQUIPMENT	Office Furniture and Equipment	\$51,126	\$13,968	\$38,345	\$43,457	\$40,901	\$11,774	\$2,794	\$230				
172	90000098376	SVC8000	PC & MISC COMPUTER EQUIPMENT	Office Furniture and Equipment	\$828,258	\$226,280	\$621,193	\$704,019	\$662,606	\$181,024	\$45,256	\$3,725				
173	90000103784	SVC8000	PC & MISC COMPUTER EQUIPMENT	Office Furniture and Equipment	\$1,093,094	\$298,633	\$819,820	\$929,129	\$874,475	\$238,907	\$59,727	\$4,916				
174	90000107088	SVC8000	PC & MISC COMPUTER EQUIPMENT	Office Furniture and Equipment	\$24,681	\$6,743	\$18,305	\$20,773	\$19,559	\$5,338	\$1,405	\$116				
175	90000098786	SVC8000	PC & MISC COMPUTER EQUIPMENT	Office Furniture and Equipment	\$10,620	\$2,901	\$7,877	\$8,939	\$8,408	\$2,297	\$604	\$50				
176	90000098934	SVC8000	OFFICE FURNITURE	Office Furniture and Equipment	\$10,620	\$2,901	\$7,877	\$8,939	\$8,408	\$2,297	\$604	\$50				
177	90000098934	SVC8000	PC & MISC COMPUTER EQUIPMENT	Office Furniture and Equipment	\$264,086	\$72,312	\$191,897	\$218,366	\$205,132	\$56,042	\$16,270	\$1,339				
178	90000104088	SVC8000	PC & MISC COMPUTER EQUIPMENT	Office Furniture and Equipment	\$23,963	\$6,547	\$17,173	\$19,570	\$18,372	\$5,019	\$1,528	\$126				
179	ITXFER00099	SVC8000	OFFICE EQUIPMENT	Office Furniture and Equipment	\$30,388	\$8,302	\$24,178	\$24,817	\$23,297	\$6,365	\$1,937	\$159				
180	ITXFER00099	SVC8000	PC & MISC COMPUTER EQUIPMENT	Office Furniture and Equipment	\$144,374	\$39,444	\$103,468	\$117,906	\$110,687	\$30,240	\$9,203	\$757				
181	ITXFER00099	SVC8000	PC & MISC COMPUTER EQUIPMENT	Office Furniture and Equipment	\$15,451	\$4,221	\$11,073	\$12,618	\$11,846	\$3,236	\$985	\$81				
182	ITXFER00099	SVC8000	OFFICE EQUIPMENT	Office Furniture and Equipment	\$9,497	\$2,595	\$6,727	\$6,727	\$7,202	\$1,968	\$627	\$52				
183	ITXFER00099	SVC8000	OFFICE EQUIPMENT	Office Furniture and Equipment	\$6,380	\$1,743	\$4,519	\$5,157	\$4,838	\$1,322	\$421	\$35				
184	ITXFER00099	SVC8000	PC & MISC COMPUTER EQUIPMENT	Office Furniture and Equipment	\$967	\$264	\$685	\$781	\$733	\$200	\$64	\$5				
185	ITXFER00099	SVC8000	PC & MISC COMPUTER EQUIPMENT	Office Furniture and Equipment	\$79,317	\$21,669	\$56,183	\$64,115	\$60,149	\$16,433	\$5,237	\$431				
186	ITXFER00099	SVC8000	OFFICE EQUIPMENT	Office Furniture and Equipment	\$143,324	\$39,156	\$101,546	\$116,053	\$108,799	\$29,724	\$9,432	\$776				
187	90000104110	SVC8000	PC & MISC COMPUTER EQUIPMENT	Office Furniture and Equipment	\$7,661	\$2,093	\$5,566	\$6,139	\$5,751	\$1,571	\$522	\$43				
188	ITXFER00099	SVC8000	PC & MISC COMPUTER EQUIPMENT	Office Furniture and Equipment	\$144,746	\$39,544	\$101,333	\$115,983	\$108,658	\$29,685	\$9,859	\$811				
189	90000106246	SVC8000	OFFICE FURNITURE	Office Furniture and Equipment	\$63,026	\$17,219	\$43,922	\$49,971	\$46,781	\$12,781	\$4,438	\$365				
190	90000097849	SVC8000	OFFICE FURNITURE	Office Furniture and Equipment	\$2,153	\$588	\$1,363	\$1,581	\$1,472	\$402	\$186	\$15				
191	90000103771	SVC8000	OFFICE FURNITURE	Office Furniture and Equipment	\$30,816	\$8,419	\$19,514	\$22,636	\$21,075	\$5,758	\$2,661	\$219				
192	90000124286	SVC8000	OFFICE FURNITURE	Office Furniture and Equipment	\$5,266	\$1,439	\$3,290	\$3,824	\$3,557	\$972	\$467	\$38				
193	90000125044	SVC8000	OFFICE FURNITURE	Office Furniture and Equipment	\$153,698	\$41,990	\$95,929	\$112,142	\$104,036	\$28,423	\$13,568	\$1,117				
194	90000124284	SVC8000	OFFICE FURNITURE	Office Furniture and Equipment	\$31,995	\$8,741	\$19,969	\$23,345	\$21,675	\$5,917	\$2,824	\$232				
195	90000129327	SVC8000	OFFICE EQUIPMENT	Office Furniture and Equipment	\$31,136	\$8,506	\$19,433	\$22,717	\$21,057	\$5,758	\$2,749	\$226				
196	90000130956	SVC8000	OFFICE FURNITURE	Office Furniture and Equipment	\$77,479	\$21,167	\$48,358	\$56,531	\$52,444	\$14,328	\$6,840	\$563				
197	90000131807	SVC8000	OFFICE EQUIPMENT	Office Furniture and Equipment	\$10,764	\$2,941	\$6,624	\$7,759	\$7,191	\$1,965	\$976	\$80				
198	90000131767	SVC8000	OFFICE FURNITURE	Office Furniture and Equipment	\$6,063	\$1,657	\$4,371	\$4,371	\$4,051	\$1,107	\$550	\$45				
199	90000133949	SVC8000	OFFICE FURNITURE	Office Furniture and Equipment	\$2,317	\$633	\$1,365	\$1,609	\$1,487	\$406	\$227	\$19				
200	90000124274	SVC8000	OFFICE EQUIPMENT	Office Furniture and Equipment	\$52,053	\$14,221	\$30,658	\$36,149	\$33,403	\$9,126	\$5,095	\$419				
201	90000124274	SVC8000	OFFICE FURNITURE	Office Furniture and Equipment	\$229,057	\$62,578	\$130,666	\$154,789	\$142,728	\$38,993	\$23,585	\$1,941				
202	90000103771	SVC8000	PC & MISC COMPUTER EQUIPMENT	Office Furniture and Equipment	\$42,959	\$11,736	\$22,899	\$27,899	\$25,637	\$7,004	\$4,732	\$389				
203	90000140593	SVC8000	OFFICE FURNITURE	Office Furniture and Equipment	\$82,096	\$22,429	\$43,950	\$52,996	\$48,273	\$13,188	\$9,240	\$760				
204	90000110226	SVC8000	PC & MISC COMPUTER EQUIPMENT	Office Furniture and Equipment	\$670,773	\$183,255	\$359,097	\$429,720	\$394,419	\$107,755	\$75,500	\$6,214				
205	90000128241	SVC8000	OFFICE FURNITURE	Office Furniture and Equipment	\$260,344	\$71,126	\$139,375	\$166,793	\$153,084	\$41,822	\$29,303	\$2,412				
206	90000140143	SVC8000	OFFICE FURNITURE	Office Furniture and Equipment	\$40,304	\$11,066	\$22,196	\$26,655	\$24,402	\$6,667	\$4,399	\$362				
207	90000099327	SVC8000	OFFICE FURNITURE	Office Furniture and Equipment	\$40,131	\$10,964	\$21,946	\$26,610	\$24,178	\$6,605	\$4,358	\$359				
208	90000113111	SVC8000	OFFICE FURNITURE	Office Furniture and Equipment	\$24,581	\$6,716	\$13,215	\$15,949	\$14,582	\$3,984	\$2,732	\$225				
209	90000145624	SVC8000	OFFICE FURNITURE	Office Furniture and Equipment	\$16,618	\$4,540	\$8,779	\$10,628	\$9,704	\$2,651	\$1,889	\$155				
210	90000146687	SVC8000	OFFICE EQUIPMENT	Office Furniture and Equipment	\$1,333,985	\$364,445	\$667,679	\$816,053	\$741,866	\$202,678	\$161,767	\$13,313				
211	90000146990	SVC8000	PC & MISC COMPUTER EQUIPMENT	Office Furniture and Equipment	\$203,084	\$55,483	\$101,667	\$124,235	\$112,941	\$30,855	\$24,627	\$2,027				
212	90000130716	SVC8000	PC & MISC COMPUTER EQUIPMENT	Office Furniture and Equipment	\$1,245,770	\$623,527	\$762,088	\$692,807	\$692,807	\$189,275	\$151,070	\$12,433				
213	90000133046	SVC8000	PC & MISC COMPUTER EQUIPMENT	Office Furniture and Equipment	\$93,493	\$25,542	\$42,914	\$53,213	\$48,063	\$13,131	\$12,411	\$1,021				
214	90000141980	SVC8000	OFFICE FURNITURE	Office Furniture and Equipment	\$134,395	\$36,717	\$60,454	\$75,260	\$67,857	\$18,359	\$18,178	\$1,496				
215	90000146788	SVC8000	PC & MISC COMPUTER EQUIPMENT	Office Furniture and Equipment	\$430,013	\$117,479	\$191,309	\$241,216	\$216,262	\$59,083	\$38,397	\$4,806				
216	90000133467	SVC8000	OFFICE FURNITURE	Office Furniture and Equipment												

27.32%

27.32%

09/01/19

08/31/20

27.32%

8.23%

THE NARRAGANSETT ELECTRIC COMPANY
d/b/a NATIONAL GRID
RIPUC Docket Nos. 4770/4780
Compliance Attachment 3
Workpaper 6e
Page 21 of 60

The Narragansett Electric Company d/b/a National Grid
Service Company Capital for Facilities allocated to Operating Companies as Rent Expense
For the Rate Year ended August 31, 2020

Line	Work order	estment N:	Project Description	Account Description	Bill Pool	Date	In Service	Amortizati	Inception to	Adjustments	HTY Spend
						Date	on Period	Date \$			
217	90000150219	SVC8000	PC & MISC. COMPUTER EQUIPMENT	Office Furniture and Equipment	G012	11/01/15	120	\$135,118	\$0	\$135,118	
218	90000141768	SVC8000	PC & MISC. COMPUTER EQUIPMENT	Office Furniture and Equipment	J063	08/01/16	120	\$1,674,075	\$0	\$1,674,075	
219	90000182190	SVC8000	Non-amitisc	Office Furniture and Equipment	G012	05/01/17	120	\$3,936,746	\$0	\$3,936,746	
220	ITXFER00099	SVC8000	BINS BUNKERS SHELVING	Stones Equipment	J063	10/01/07	120	\$5,435	\$0	\$5,435	
221	ITXFER00099	SVC8000	BINS BUNKERS SHELVING	Stones Equipment	J063	07/01/12	120	\$6,600	\$0	\$6,600	
222	ITXFER00099	SVC8000	BUILDINGS	Structures and Improvement	J114	07/01/23	120	\$311	\$0	\$311	
223	ITXFER00099	SVC8000	PAVEMENTS,ROADS,WALKS,CURBS (100 SQ	Structures and Improvement	J114	07/01/27	120	\$528	\$0	\$528	
224	ITXFER00099	SVC8000	YARD LIGHTING	Structures and Improvement	J139	07/01/27	120	\$97	\$0	\$97	
225	ITXFER00099	SVC8000	BUILDINGS	Structures and Improvement	J114	07/01/28	120	\$1,567	\$0	\$1,567	
226	ITXFER00099	SVC8000	BUILDINGS	Structures and Improvement	J114	07/01/29	120	\$106,846	\$0	\$106,846	
227	ITXFER00099	SVC8000	FENCE	Structures and Improvement	J139	07/01/29	120	\$522	\$0	\$522	
228	ITXFER00099	SVC8000	FENCE	Structures and Improvement	J114	07/01/30	120	\$87	\$0	\$87	
229	ITXFER00099	SVC8000	YARD LIGHTING	Structures and Improvement	J139	07/01/31	120	\$24	\$0	\$24	
230	ITXFER00099	SVC8000	BUILDINGS	Structures and Improvement	J114	07/01/32	120	\$2,788	\$0	\$2,788	
231	ITXFER00099	SVC8000	COMMUNICATION SYSTEM INTRA-SITE	Structures and Improvement	J114	07/01/32	120	\$312	\$0	\$312	
232	ITXFER00099	SVC8000	FENCE	Structures and Improvement	J114	07/01/35	120	\$2,615	\$0	\$2,615	
233	ITXFER00099	SVC8000	BUILDINGS	Structures and Improvement	J114	07/01/36	120	\$256	\$0	\$256	
234	ITXFER00099	SVC8000	BUILDINGS	Structures and Improvement	J139	07/01/36	120	\$3,542	\$0	\$3,542	
235	ITXFER00099	SVC8000	BUILDINGS	Structures and Improvement	J114	07/01/40	120	\$274	\$0	\$274	
236	ITXFER00099	SVC8000	FENCE	Structures and Improvement	J139	07/01/40	120	\$129	\$0	\$129	
237	ITXFER00099	SVC8000	YARD LIGHTING	Structures and Improvement	J114	07/01/41	120	\$383	\$0	\$383	
238	ITXFER00099	SVC8000	PAVEMENTS,ROADS,WALKS,CURBS (100 SQ	Structures and Improvement	J114	07/01/41	120	\$833	\$0	\$833	
239	ITXFER00099	SVC8000	BUILDINGS	Structures and Improvement	J114	07/01/42	120	\$252	\$0	\$252	
240	ITXFER00099	SVC8000	BUILDINGS	Structures and Improvement	J114	07/01/44	120	\$384	\$0	\$384	
241	ITXFER00099	SVC8000	BUILDINGS	Structures and Improvement	J114	07/01/45	120	\$92	\$0	\$92	
242	ITXFER00099	SVC8000	BUILDINGS	Structures and Improvement	J114	07/01/47	120	\$8,724	\$0	\$8,724	
243	ITXFER00099	SVC8000	BUILDINGS	Structures and Improvement	J114	07/01/48	120	\$1,684	\$0	\$1,684	
244	ITXFER00099	SVC8000	BUILDINGS	Structures and Improvement	J114	07/01/49	120	\$7,072	\$0	\$7,072	
245	ITXFER00099	SVC8000	BUILDINGS	Structures and Improvement	J114	07/01/50	120	\$2,007	\$0	\$2,007	
246	ITXFER00099	SVC8000	LANDSCAPING	Structures and Improvement	J114	07/01/51	120	\$652	\$0	\$652	
247	ITXFER00099	SVC8000	BUILDINGS	Structures and Improvement	J114	07/01/51	120	\$146	\$0	\$146	
248	ITXFER00099	SVC8000	BUILDINGS	Structures and Improvement	J114	07/01/52	120	\$1,648	\$0	\$1,648	
249	ITXFER00099	SVC8000	PAVEMENTS,ROADS,WALKS,CURBS (100 SQ	Structures and Improvement	J114	07/01/52	120	\$1,855	\$0	\$1,855	
250	ITXFER00099	SVC8000	BUILDINGS	Structures and Improvement	J114	07/01/53	120	\$322	\$0	\$322	
251	ITXFER00099	SVC8000	FENCE	Structures and Improvement	J114	07/01/53	120	\$620	\$0	\$620	
252	ITXFER00099	SVC8000	HVAC SYSTEM INTRA-SITE	Structures and Improvement	J114	07/01/53	120	\$1,216	\$0	\$1,216	
253	ITXFER00099	SVC8000	YARD LIGHTING	Structures and Improvement	J114	07/01/53	120	\$595	\$0	\$595	
254	ITXFER00099	SVC8000	BUILDINGS	Structures and Improvement	J114	07/01/54	120	\$1,350	\$0	\$1,350	
255	ITXFER00099	SVC8000	FENCE	Structures and Improvement	J114	07/01/55	120	\$230	\$0	\$230	
256	ITXFER00099	SVC8000	PAVEMENTS,ROADS,WALKS,CURBS (100 SQ	Structures and Improvement	J114	07/01/55	120	\$3,012	\$0	\$3,012	
257	ITXFER00099	SVC8000	BUILDINGS	Structures and Improvement	J114	07/01/56	120	\$36,498	\$0	\$36,498	
258	ITXFER00099	SVC8000	FENCE	Structures and Improvement	J114	07/01/56	120	\$257	\$0	\$257	
259	ITXFER00099	SVC8000	PAVEMENTS,ROADS,WALKS,CURBS (100 SQ	Structures and Improvement	J114	07/01/56	120	\$2,726	\$0	\$2,726	
260	ITXFER00099	SVC8000	BUILDINGS	Structures and Improvement	J114	07/01/56	120	\$6,158	\$0	\$6,158	
261	ITXFER00099	SVC8000	FENCE	Structures and Improvement	J114	07/01/56	120	\$799	\$0	\$799	
262	ITXFER00099	SVC8000	BUILDINGS	Structures and Improvement	J114	07/01/57	120	\$5,087	\$0	\$5,087	
263	ITXFER00099	SVC8000	DRAINAGE SYSTEM - OUTSIDE	Structures and Improvement	J114	07/01/57	120	\$4,642	\$0	\$4,642	
264	ITXFER00099	SVC8000	PAVEMENTS,ROADS,WALKS,CURBS (100 SQ	Structures and Improvement	J114	07/01/57	120	\$1,879	\$0	\$1,879	
265	ITXFER00099	SVC8000	BUILDINGS	Structures and Improvement	J114	07/01/58	120	\$300	\$0	\$300	
266	ITXFER00099	SVC8000	BUILDINGS	Structures and Improvement	J114	07/01/59	120	\$3,250	\$0	\$3,250	
267	ITXFER00099	SVC8000	BUILDINGS	Structures and Improvement	J114	07/01/59	120	\$1,461	\$0	\$1,461	
268	ITXFER00099	SVC8000	WATER SUPPLY SYSTEM	Structures and Improvement	J114	07/01/59	120	\$125	\$0	\$125	
269	ITXFER00099	SVC8000	BUILDINGS	Structures and Improvement	J114	07/01/60	120	\$564	\$0	\$564	
270	ITXFER00099	SVC8000	BUILDINGS	Structures and Improvement	J114	07/01/60	120	\$2,743	\$0	\$2,743	

THE NARRAGANSETT ELECTRIC COMPANY
d/b/a NATIONAL GRID
RIPUC Docket Nos. 4770/4780
Compliance Attachment 3
Workpaper 6e
Page 22 of 60

The Narragansett Electric Company d/b/a National Grid
Service Company Rents
Service Company Capital for Facilities allocated to Operating Companies as Rent Expense
For the Rate Year ended August 31, 2020

09/01/19 08/31/2020 8.2300%

Line	Work order	estment N:	Project Description	Account Description	NECO	09/01/2019	08/31/2020	Average	Service Co	Year Return	Return on
						Balance	Balance	Balance	Return	Accum Taxes	Accum Taxes
217	90000150219	SVG8000	PC & MISC COMPUTER EQUIPMENT	Office Furniture and Equipment	YES	\$83,323	\$69,811	\$76,567	8.23%	\$6,301	(\$1,301)
218	90000141768	SVG8000	PC & MISC COMPUTER EQUIPMENT	Office Furniture and Equipment	YES	\$1,157,902	\$990,494	\$1,074,198	8.23%	\$88,406	(\$19,108)
219	90000182190	SVG8000	Non-unionized	Office Furniture and Equipment	YES	\$3,018,172	\$2,624,497	\$2,821,335	8.23%	\$232,196	(\$46,829)
220	TXFER00099	SVG8000	BINS BUNKERS SHELVING	Stores Equipment	YES	\$0	\$0	\$0	8.23%	\$0	\$0
221	TXFER00099	SVG8000	BINS BUNKERS SHELVING	Stores Equipment	YES	\$1,870	\$1,210	\$1,540	8.23%	\$127	(\$35)
222	TXFER00099	SVG8000	BUILDINGS	Structures and Improvements	NO	\$0	\$0	\$0	8.23%	\$0	\$0
223	TXFER00099	SVG8000	PAVEMENTS,ROADS,WALKS,CURBS (100 SQ	Structures and Improvements	NO	\$0	\$0	\$0	8.23%	\$0	\$0
224	TXFER00099	SVG8000	YARD LIGHTING	Structures and Improvements	YES	\$0	\$0	\$0	8.23%	\$0	\$0
225	TXFER00099	SVG8000	BUILDINGS	Structures and Improvements	NO	\$0	\$0	\$0	8.23%	\$0	\$0
226	TXFER00099	SVG8000	BUILDINGS	Structures and Improvements	NO	\$0	\$0	\$0	8.23%	\$0	\$0
227	TXFER00099	SVG8000	FENCE	Structures and Improvements	YES	\$0	\$0	\$0	8.23%	\$0	\$0
228	TXFER00099	SVG8000	FENCE	Structures and Improvements	NO	\$0	\$0	\$0	8.23%	\$0	\$0
229	TXFER00099	SVG8000	YARD LIGHTING	Structures and Improvements	YES	\$0	\$0	\$0	8.23%	\$0	\$0
230	TXFER00099	SVG8000	BUILDINGS	Structures and Improvements	NO	\$0	\$0	\$0	8.23%	\$0	\$0
231	TXFER00099	SVG8000	COMMUNICATION SYSTEM INTRA-SITE	Structures and Improvements	NO	\$0	\$0	\$0	8.23%	\$0	\$0
232	TXFER00099	SVG8000	FENCE	Structures and Improvements	NO	\$0	\$0	\$0	8.23%	\$0	\$0
233	TXFER00099	SVG8000	BUILDINGS	Structures and Improvements	NO	\$0	\$0	\$0	8.23%	\$0	\$0
234	TXFER00099	SVG8000	BUILDINGS	Structures and Improvements	YES	\$0	\$0	\$0	8.23%	\$0	\$0
235	TXFER00099	SVG8000	BUILDINGS	Structures and Improvements	NO	\$0	\$0	\$0	8.23%	\$0	\$0
236	TXFER00099	SVG8000	FENCE	Structures and Improvements	YES	\$0	\$0	\$0	8.23%	\$0	\$0
237	TXFER00099	SVG8000	YARD LIGHTING	Structures and Improvements	NO	\$0	\$0	\$0	8.23%	\$0	\$0
238	TXFER00099	SVG8000	PAVEMENTS,ROADS,WALKS,CURBS (100 SQ	Structures and Improvements	NO	\$0	\$0	\$0	8.23%	\$0	\$0
239	TXFER00099	SVG8000	BUILDINGS	Structures and Improvements	NO	\$0	\$0	\$0	8.23%	\$0	\$0
240	TXFER00099	SVG8000	BUILDINGS	Structures and Improvements	NO	\$0	\$0	\$0	8.23%	\$0	\$0
241	TXFER00099	SVG8000	BUILDINGS	Structures and Improvements	NO	\$0	\$0	\$0	8.23%	\$0	\$0
242	TXFER00099	SVG8000	BUILDINGS	Structures and Improvements	NO	\$0	\$0	\$0	8.23%	\$0	\$0
243	TXFER00099	SVG8000	BUILDINGS	Structures and Improvements	NO	\$0	\$0	\$0	8.23%	\$0	\$0
244	TXFER00099	SVG8000	BUILDINGS	Structures and Improvements	NO	\$0	\$0	\$0	8.23%	\$0	\$0
245	TXFER00099	SVG8000	BUILDINGS	Structures and Improvements	NO	\$0	\$0	\$0	8.23%	\$0	\$0
246	TXFER00099	SVG8000	LANDSCAPING	Structures and Improvements	NO	\$0	\$0	\$0	8.23%	\$0	\$0
247	TXFER00099	SVG8000	BUILDINGS	Structures and Improvements	NO	\$0	\$0	\$0	8.23%	\$0	\$0
248	TXFER00099	SVG8000	BUILDINGS	Structures and Improvements	NO	\$0	\$0	\$0	8.23%	\$0	\$0
249	TXFER00099	SVG8000	PAVEMENTS,ROADS,WALKS,CURBS (100 SQ	Structures and Improvements	NO	\$0	\$0	\$0	8.23%	\$0	\$0
250	TXFER00099	SVG8000	BUILDINGS	Structures and Improvements	NO	\$0	\$0	\$0	8.23%	\$0	\$0
251	TXFER00099	SVG8000	FENCE	Structures and Improvements	NO	\$0	\$0	\$0	8.23%	\$0	\$0
252	TXFER00099	SVG8000	HVAC SYSTEM INTRA-SITE	Structures and Improvements	NO	\$0	\$0	\$0	8.23%	\$0	\$0
253	TXFER00099	SVG8000	YARD LIGHTING	Structures and Improvements	NO	\$0	\$0	\$0	8.23%	\$0	\$0
254	TXFER00099	SVG8000	BUILDINGS	Structures and Improvements	NO	\$0	\$0	\$0	8.23%	\$0	\$0
255	TXFER00099	SVG8000	FENCE	Structures and Improvements	NO	\$0	\$0	\$0	8.23%	\$0	\$0
256	TXFER00099	SVG8000	PAVEMENTS,ROADS,WALKS,CURBS (100 SQ	Structures and Improvements	NO	\$0	\$0	\$0	8.23%	\$0	\$0
257	TXFER00099	SVG8000	BUILDINGS	Structures and Improvements	NO	\$0	\$0	\$0	8.23%	\$0	\$58
258	TXFER00099	SVG8000	FENCE	Structures and Improvements	NO	\$0	\$0	\$0	8.23%	\$0	\$3
259	TXFER00099	SVG8000	PAVEMENTS,ROADS,WALKS,CURBS (100 SQ	Structures and Improvements	NO	\$0	\$0	\$0	8.23%	\$0	\$27
260	TXFER00099	SVG8000	BUILDINGS	Structures and Improvements	NO	\$0	\$0	\$0	8.23%	\$0	\$60
261	TXFER00099	SVG8000	FENCE	Structures and Improvements	NO	\$0	\$0	\$0	8.23%	\$0	\$8
262	TXFER00099	SVG8000	BUILDINGS	Structures and Improvements	NO	\$0	\$0	\$0	8.23%	\$0	\$50
263	TXFER00099	SVG8000	DRAINAGE SYSTEM - OUTSIDE	Structures and Improvements	NO	\$0	\$0	\$0	8.23%	\$0	\$45
264	TXFER00099	SVG8000	PAVEMENTS,ROADS,WALKS,CURBS (100 SQ	Structures and Improvements	NO	\$0	\$0	\$0	8.23%	\$0	\$18
265	TXFER00099	SVG8000	BUILDINGS	Structures and Improvements	NO	\$0	\$0	\$0	8.23%	\$0	\$3
266	TXFER00099	SVG8000	BUILDINGS	Structures and Improvements	NO	\$0	\$0	\$0	8.23%	\$0	\$32
267	TXFER00099	SVG8000	BUILDINGS	Structures and Improvements	NO	\$0	\$0	\$0	8.23%	\$0	\$14
268	TXFER00099	SVG8000	WATER SUPPLY SYSTEM	Structures and Improvements	NO	\$0	\$0	\$0	8.23%	\$0	\$1
269	TXFER00099	SVG8000	BUILDINGS	Structures and Improvements	NO	\$0	\$0	\$0	8.23%	\$0	\$6
270	TXFER00099	SVG8000	BUILDINGS	Structures and Improvements	NO	\$0	\$0	\$0	8.23%	\$0	\$27

THE NARRAGANSETT ELECTRIC COMPANY
d/b/a NATIONAL GRID
RIPUC Docket Nos. 4770/4780
Compliance Attachment 3
Workpaper 6e
Page 23 of 60

The Narragansett Electric Company d/b/a National Grid
Service Company Rents
Service Company Capital for Facilities allocated to Operating Companies as Rent Expense
For the Rate Year ended August 31, 2020

Line	Work order	estimation N:	Project Description	Account Description	Total Return	Year		Test Year		Test Year		Test Year	Test Year
						Amortization	NECO G	NECO G	NECO G	NECO G	NECO G		
							Allocation	Allocation	Allocation	Allocation	Allocation	Allocation	Allocation
217	90000150219	SVC8000	PC & MISC COMPUTER EQUIPMENT	Office Furniture and Equipment	\$5,000	\$13,512	2.8497%	\$142	\$385	8.3686%	\$418	8.3686%	\$418
218	90000141768	SVC8000	PC & MISC COMPUTER EQUIPMENT	Office Furniture and Equipment	\$69,298	\$167,407	4.0899%	\$2,834	\$6,847	9.6901%	\$6,715	8.3686%	\$6,715
219	90000182190	SVC8000	Non-united	Office Furniture and Equipment	\$185,367	\$393,675	2.8497%	\$5,282	\$11,219	8.3686%	\$15,513	8.3686%	\$15,513
220	TXFER00099	SVC8000	BINS BUNKERS SHELVING	Stores Equipment	\$0	\$0	0.0000%	\$4	\$27	9.6901%	\$9	0.0000%	\$0
221	TXFER00099	SVC8000	BINS BUNKERS SHELVING	Stores Equipment	\$92	\$660	0.0000%	\$0	\$0	0.0000%	\$0	0.0000%	\$0
222	TXFER00099	SVC8000	BUILDINGS	Structures and Improvement	\$0	\$0	0.0000%	\$0	\$0	0.0000%	\$0	0.0000%	\$0
223	TXFER00099	SVC8000	PAVEMENTS,ROADS,WALKS,CURBS (100 SQ	Structures and Improvement	\$0	\$0	0.0000%	\$0	\$0	0.0000%	\$0	0.0000%	\$0
224	TXFER00099	SVC8000	YARD LIGHTING	Structures and Improvement	\$0	\$0	0.0000%	\$0	\$0	0.0000%	\$0	0.0000%	\$0
225	TXFER00099	SVC8000	BUILDINGS	Structures and Improvement	\$0	\$0	0.0000%	\$0	\$0	0.0000%	\$0	0.0000%	\$0
226	TXFER00099	SVC8000	BUILDINGS	Structures and Improvement	\$0	\$0	0.0000%	\$0	\$0	0.0000%	\$0	0.0000%	\$0
227	TXFER00099	SVC8000	FENCE	Structures and Improvement	\$0	\$0	0.0000%	\$0	\$0	0.0000%	\$0	0.0000%	\$0
228	TXFER00099	SVC8000	FENCE	Structures and Improvement	\$0	\$0	0.0000%	\$0	\$0	0.0000%	\$0	0.0000%	\$0
229	TXFER00099	SVC8000	YARD LIGHTING	Structures and Improvement	\$0	\$0	0.0000%	\$0	\$0	0.0000%	\$0	0.0000%	\$0
230	TXFER00099	SVC8000	BUILDINGS	Structures and Improvement	\$0	\$0	0.0000%	\$0	\$0	0.0000%	\$0	0.0000%	\$0
231	TXFER00099	SVC8000	COMMUNICATION SYSTEM INTRA-SITE	Structures and Improvement	\$0	\$0	0.0000%	\$0	\$0	0.0000%	\$0	0.0000%	\$0
232	TXFER00099	SVC8000	FENCE	Structures and Improvement	\$0	\$0	0.0000%	\$0	\$0	0.0000%	\$0	0.0000%	\$0
233	TXFER00099	SVC8000	BUILDINGS	Structures and Improvement	\$0	\$0	0.0000%	\$0	\$0	0.0000%	\$0	0.0000%	\$0
234	TXFER00099	SVC8000	BUILDINGS	Structures and Improvement	\$0	\$0	0.0000%	\$0	\$0	0.0000%	\$0	0.0000%	\$0
235	TXFER00099	SVC8000	BUILDINGS	Structures and Improvement	\$0	\$0	0.0000%	\$0	\$0	0.0000%	\$0	0.0000%	\$0
236	TXFER00099	SVC8000	FENCE	Structures and Improvement	\$0	\$0	0.0000%	\$0	\$0	0.0000%	\$0	0.0000%	\$0
237	TXFER00099	SVC8000	YARD LIGHTING	Structures and Improvement	\$0	\$0	0.0000%	\$0	\$0	0.0000%	\$0	0.0000%	\$0
238	TXFER00099	SVC8000	PAVEMENTS,ROADS,WALKS,CURBS (100 SQ	Structures and Improvement	\$0	\$0	0.0000%	\$0	\$0	0.0000%	\$0	0.0000%	\$0
239	TXFER00099	SVC8000	BUILDINGS	Structures and Improvement	\$0	\$0	0.0000%	\$0	\$0	0.0000%	\$0	0.0000%	\$0
240	TXFER00099	SVC8000	BUILDINGS	Structures and Improvement	\$0	\$0	0.0000%	\$0	\$0	0.0000%	\$0	0.0000%	\$0
241	TXFER00099	SVC8000	BUILDINGS	Structures and Improvement	\$0	\$0	0.0000%	\$0	\$0	0.0000%	\$0	0.0000%	\$0
242	TXFER00099	SVC8000	BUILDINGS	Structures and Improvement	\$0	\$0	0.0000%	\$0	\$0	0.0000%	\$0	0.0000%	\$0
243	TXFER00099	SVC8000	BUILDINGS	Structures and Improvement	\$0	\$0	0.0000%	\$0	\$0	0.0000%	\$0	0.0000%	\$0
244	TXFER00099	SVC8000	BUILDINGS	Structures and Improvement	\$0	\$0	0.0000%	\$0	\$0	0.0000%	\$0	0.0000%	\$0
245	TXFER00099	SVC8000	BUILDINGS	Structures and Improvement	\$0	\$0	0.0000%	\$0	\$0	0.0000%	\$0	0.0000%	\$0
246	TXFER00099	SVC8000	LANDSCAPING	Structures and Improvement	\$0	\$0	0.0000%	\$0	\$0	0.0000%	\$0	0.0000%	\$0
247	TXFER00099	SVC8000	BUILDINGS	Structures and Improvement	\$0	\$0	0.0000%	\$0	\$0	0.0000%	\$0	0.0000%	\$0
248	TXFER00099	SVC8000	BUILDINGS	Structures and Improvement	\$0	\$0	0.0000%	\$0	\$0	0.0000%	\$0	0.0000%	\$0
249	TXFER00099	SVC8000	PAVEMENTS,ROADS,WALKS,CURBS (100 SQ	Structures and Improvement	\$0	\$0	0.0000%	\$0	\$0	0.0000%	\$0	0.0000%	\$0
250	TXFER00099	SVC8000	BUILDINGS	Structures and Improvement	\$0	\$0	0.0000%	\$0	\$0	0.0000%	\$0	0.0000%	\$0
251	TXFER00099	SVC8000	FENCE	Structures and Improvement	\$0	\$0	0.0000%	\$0	\$0	0.0000%	\$0	0.0000%	\$0
252	TXFER00099	SVC8000	HVAC SYSTEM INTRA-SITE	Structures and Improvement	\$0	\$0	0.0000%	\$0	\$0	0.0000%	\$0	0.0000%	\$0
253	TXFER00099	SVC8000	YARD LIGHTING	Structures and Improvement	\$0	\$0	0.0000%	\$0	\$0	0.0000%	\$0	0.0000%	\$0
254	TXFER00099	SVC8000	BUILDINGS	Structures and Improvement	\$0	\$0	0.0000%	\$0	\$0	0.0000%	\$0	0.0000%	\$0
255	TXFER00099	SVC8000	FENCE	Structures and Improvement	\$0	\$0	0.0000%	\$0	\$0	0.0000%	\$0	0.0000%	\$0
256	TXFER00099	SVC8000	PAVEMENTS,ROADS,WALKS,CURBS (100 SQ	Structures and Improvement	\$358	\$0	6.2600%	\$22	\$0	0.0000%	\$0	0.0000%	\$0
257	TXFER00099	SVC8000	BUILDINGS	Structures and Improvement	\$3	\$0	6.2600%	\$0	\$0	0.0000%	\$0	0.0000%	\$0
258	TXFER00099	SVC8000	FENCE	Structures and Improvement	\$27	\$0	6.2600%	\$2	\$0	0.0000%	\$0	0.0000%	\$0
259	TXFER00099	SVC8000	PAVEMENTS,ROADS,WALKS,CURBS (100 SQ	Structures and Improvement	\$60	\$0	6.2600%	\$4	\$0	0.0000%	\$0	0.0000%	\$0
260	TXFER00099	SVC8000	BUILDINGS	Structures and Improvement	\$8	\$0	6.2600%	\$0	\$0	0.0000%	\$0	0.0000%	\$0
261	TXFER00099	SVC8000	FENCE	Structures and Improvement	\$50	\$0	6.2600%	\$3	\$0	0.0000%	\$0	0.0000%	\$0
262	TXFER00099	SVC8000	BUILDINGS	Structures and Improvement	\$45	\$0	6.2600%	\$1	\$0	0.0000%	\$0	0.0000%	\$0
263	TXFER00099	SVC8000	DRAINAGE SYSTEM - OUTSIDE	Structures and Improvement	\$18	\$0	6.2600%	\$3	\$0	0.0000%	\$0	0.0000%	\$0
264	TXFER00099	SVC8000	PAVEMENTS,ROADS,WALKS,CURBS (100 SQ	Structures and Improvement	\$3	\$0	6.2600%	\$0	\$0	0.0000%	\$0	0.0000%	\$0
265	TXFER00099	SVC8000	BUILDINGS	Structures and Improvement	\$32	\$0	6.2600%	\$2	\$0	0.0000%	\$0	0.0000%	\$0
266	TXFER00099	SVC8000	BUILDINGS	Structures and Improvement	\$14	\$0	6.2600%	\$1	\$0	0.0000%	\$0	0.0000%	\$0
267	TXFER00099	SVC8000	BUILDINGS	Structures and Improvement	\$1	\$0	6.2600%	\$0	\$0	0.0000%	\$0	0.0000%	\$0
268	TXFER00099	SVC8000	WATER SUPPLY SYSTEM	Structures and Improvement	\$6	\$0	6.2600%	\$0	\$0	0.0000%	\$0	0.0000%	\$0
269	TXFER00099	SVC8000	BUILDINGS	Structures and Improvement	\$27	\$0	6.2600%	\$2	\$0	0.0000%	\$0	0.0000%	\$0
270	TXFER00099	SVC8000	BUILDINGS	Structures and Improvement	\$0	\$0	0.0000%	\$0	\$0	0.0000%	\$0	0.0000%	\$0

THE NARRAGANSETT ELECTRIC COMPANY
d/b/a NATIONAL GRID
RIPUC Docket Nos. 4770/4780
Compliance Attachment 3
Workpaper 6e
Page 24 of 60

The Narragansett Electric Company d/b/a National Grid
Service Company Rents
Service Company Capital for Facilities allocated to Operating Companies as Rent Expense
For the Rate Year ended August 31, 2020

Distribution

Line	Work order	Project Description	Account Description	Test Year Rent	Less IFA Salary & Wage Allocator	Total	Amortization Period	Bonus Rate	Bonus Depreciation	09/01/2019	08/31/2020
										Balance	Balance
217	90000150219	SVCS8000 PC & MISC COMPUTER EQUIPMENT	Office Furniture and Equipment	\$1,071	\$203	\$1,286	84	48.32%	\$65,292	\$113,305	\$119,540
218	90000141768	SVCS8000 PC & MISC COMPUTER EQUIPMENT	Office Furniture and Equipment	\$16,222	\$3,153	\$19,804	84	49.95%	\$836,174	\$1,412,314	\$1,487,139
219	90000182190	SVCS8000 Non-unitized	Office Furniture and Equipment	\$31,207	\$6,382	\$40,338	84	49.95%	\$1,966,342	\$3,075,088	\$3,321,192
220	TXFER00099	SVCS8000 BINS BUNKERS SHELVING	Stores Equipment	\$64	\$10	\$63	84	46.14%	\$2,507	\$5,435	\$5,435
221	TXFER00099	SVCS8000 BINS BUNKERS SHELVING	Stores Equipment	\$64	\$10	\$63	84	46.14%	\$3,045	\$6,600	\$6,600
222	TXFER00099	SVCS8000 BUILDINGS	Structures and Improvement	\$0	\$0	\$0	468	0.00%	\$0	\$0	\$0
223	TXFER00099	SVCS8000 PAVEMENTS,ROADS,WALKS,CURBS (100 SQ	Structures and Improvement	\$0	\$0	\$0	468	0.00%	\$0	\$528	\$528
224	TXFER00099	SVCS8000 YARD LIGHTING	Structures and Improvement	\$0	\$0	\$0	468	0.00%	\$0	\$97	\$97
225	TXFER00099	SVCS8000 BUILDINGS	Structures and Improvement	\$0	\$0	\$0	468	0.00%	\$0	\$1,567	\$1,567
226	TXFER00099	SVCS8000 BUILDINGS	Structures and Improvement	\$0	\$0	\$0	468	0.00%	\$0	\$106,846	\$106,846
227	TXFER00099	SVCS8000 FENCE	Structures and Improvement	\$0	\$0	\$0	468	0.00%	\$0	\$522	\$522
228	TXFER00099	SVCS8000 FENCE	Structures and Improvement	\$0	\$0	\$0	468	0.00%	\$0	\$87	\$87
229	TXFER00099	SVCS8000 YARD LIGHTING	Structures and Improvement	\$0	\$0	\$0	468	0.00%	\$0	\$24	\$24
230	TXFER00099	SVCS8000 BUILDINGS	Structures and Improvement	\$0	\$0	\$0	468	0.00%	\$0	\$2,788	\$2,788
231	TXFER00099	SVCS8000 COMMUNICATION SYSTEM INTRA-SITE	Structures and Improvement	\$0	\$0	\$0	468	0.00%	\$0	\$312	\$312
232	TXFER00099	SVCS8000 FENCE	Structures and Improvement	\$0	\$0	\$0	468	0.00%	\$0	\$2,615	\$2,615
233	TXFER00099	SVCS8000 BUILDINGS	Structures and Improvement	\$0	\$0	\$0	468	0.00%	\$0	\$256	\$256
234	TXFER00099	SVCS8000 BUILDINGS	Structures and Improvement	\$0	\$0	\$0	468	0.00%	\$0	\$3,542	\$3,542
235	TXFER00099	SVCS8000 BUILDINGS	Structures and Improvement	\$0	\$0	\$0	468	0.00%	\$0	\$274	\$274
236	TXFER00099	SVCS8000 FENCE	Structures and Improvement	\$0	\$0	\$0	468	0.00%	\$0	\$129	\$129
237	TXFER00099	SVCS8000 YARD LIGHTING	Structures and Improvement	\$0	\$0	\$0	468	0.00%	\$0	\$383	\$383
238	TXFER00099	SVCS8000 PAVEMENTS,ROADS,WALKS,CURBS (100 SQ	Structures and Improvement	\$0	\$0	\$0	468	0.00%	\$0	\$833	\$833
239	TXFER00099	SVCS8000 BUILDINGS	Structures and Improvement	\$0	\$0	\$0	468	0.00%	\$0	\$252	\$252
240	TXFER00099	SVCS8000 BUILDINGS	Structures and Improvement	\$0	\$0	\$0	468	0.00%	\$0	\$384	\$384
241	TXFER00099	SVCS8000 BUILDINGS	Structures and Improvement	\$0	\$0	\$0	468	0.00%	\$0	\$92	\$92
242	TXFER00099	SVCS8000 BUILDINGS	Structures and Improvement	\$0	\$0	\$0	468	0.00%	\$0	\$8,724	\$8,724
243	TXFER00099	SVCS8000 BUILDINGS	Structures and Improvement	\$0	\$0	\$0	468	0.00%	\$0	\$1,684	\$1,684
244	TXFER00099	SVCS8000 BUILDINGS	Structures and Improvement	\$0	\$0	\$0	468	0.00%	\$0	\$7,072	\$7,072
245	TXFER00099	SVCS8000 BUILDINGS	Structures and Improvement	\$0	\$0	\$0	468	0.00%	\$0	\$2,007	\$2,007
246	TXFER00099	SVCS8000 LANDSCAPING	Structures and Improvement	\$0	\$0	\$0	468	0.00%	\$0	\$652	\$652
247	TXFER00099	SVCS8000 BUILDINGS	Structures and Improvement	\$0	\$0	\$0	468	0.00%	\$0	\$146	\$146
248	TXFER00099	SVCS8000 BUILDINGS	Structures and Improvement	\$0	\$0	\$0	468	0.00%	\$0	\$1,648	\$1,648
249	TXFER00099	SVCS8000 PAVEMENTS,ROADS,WALKS,CURBS (100 SQ	Structures and Improvement	\$0	\$0	\$0	468	0.00%	\$0	\$1,855	\$1,855
250	TXFER00099	SVCS8000 BUILDINGS	Structures and Improvement	\$0	\$0	\$0	468	0.00%	\$0	\$322	\$322
251	TXFER00099	SVCS8000 FENCE	Structures and Improvement	\$0	\$0	\$0	468	0.00%	\$0	\$620	\$620
252	TXFER00099	SVCS8000 HVAC SYSTEM INTRA-SITE	Structures and Improvement	\$0	\$0	\$0	468	0.00%	\$0	\$1,216	\$1,216
253	TXFER00099	SVCS8000 YARD LIGHTING	Structures and Improvement	\$0	\$0	\$0	468	0.00%	\$0	\$595	\$595
254	TXFER00099	SVCS8000 BUILDINGS	Structures and Improvement	\$0	\$0	\$0	468	0.00%	\$0	\$1,350	\$1,350
255	TXFER00099	SVCS8000 FENCE	Structures and Improvement	\$0	\$0	\$0	468	0.00%	\$0	\$230	\$230
256	TXFER00099	SVCS8000 PAVEMENTS,ROADS,WALKS,CURBS (100 SQ	Structures and Improvement	\$0	\$0	\$0	468	0.00%	\$0	\$3,012	\$3,012
257	TXFER00099	SVCS8000 BUILDINGS	Structures and Improvement	\$0	\$0	\$0	468	0.00%	\$0	\$20,121	\$21,057
258	TXFER00099	SVCS8000 FENCE	Structures and Improvement	\$0	\$0	\$0	468	0.00%	\$0	\$142	\$142
259	TXFER00099	SVCS8000 PAVEMENTS,ROADS,WALKS,CURBS (100 SQ	Structures and Improvement	\$0	\$0	\$0	468	0.00%	\$0	\$1,503	\$1,573
260	TXFER00099	SVCS8000 BUILDINGS	Structures and Improvement	\$0	\$0	\$0	468	0.00%	\$0	\$3,395	\$3,553
261	TXFER00099	SVCS8000 FENCE	Structures and Improvement	\$0	\$0	\$0	468	0.00%	\$0	\$441	\$461
262	TXFER00099	SVCS8000 BUILDINGS	Structures and Improvement	\$0	\$0	\$0	468	0.00%	\$0	\$2,805	\$2,935
263	TXFER00099	SVCS8000 DRAINAGE SYSTEM - OUTSIDE	Structures and Improvement	\$0	\$0	\$0	468	0.00%	\$0	\$2,559	\$2,678
264	TXFER00099	SVCS8000 PAVEMENTS,ROADS,WALKS,CURBS (100 SQ	Structures and Improvement	\$0	\$0	\$0	468	0.00%	\$0	\$1,036	\$1,084
265	TXFER00099	SVCS8000 BUILDINGS	Structures and Improvement	\$0	\$0	\$0	468	0.00%	\$0	\$165	\$173
266	TXFER00099	SVCS8000 BUILDINGS	Structures and Improvement	\$0	\$0	\$0	468	0.00%	\$0	\$1,792	\$1,875
267	TXFER00099	SVCS8000 BUILDINGS	Structures and Improvement	\$0	\$0	\$0	468	0.00%	\$0	\$805	\$843
268	TXFER00099	SVCS8000 WATER SUPPLY SYSTEM	Structures and Improvement	\$0	\$0	\$0	468	0.00%	\$0	\$69	\$72
269	TXFER00099	SVCS8000 BUILDINGS	Structures and Improvement	\$0	\$0	\$0	468	0.00%	\$0	\$311	\$325
270	TXFER00099	SVCS8000 BUILDINGS	Structures and Improvement	\$0	\$0	\$0	468	0.00%	\$0	\$1,512	\$1,582

THE NARRAGANSETT ELECTRIC COMPANY
d/b/a NATIONAL GRID
RIPUC Docket Nos. 4770/4780
Compliance Attachment 3
Workpaper 6e
Page 25 of 60

The Narragansett Electric Company db/a National Grid
Service Company Reimbursements
Service Company Capital for Facilities allocated to Operating Companies as Rent Expense
For the Rate Year ended August 31, 2020

Line	Work order	estimation N:	Project Description	Account Description	Average Balance		Cash Tax		09/01/2019		08/31/2020		Average Balance		Book Tax		Cash to Book		Return on	
					Average Balance	Cash Tax	Balance	09/01/2019	Balance	08/31/2020	Balance	Book Tax	Tax Difference	Accum Taxes						
217	90000150219	SVC8000	PC & MISC COMPUTER EQUIPMENT	Office Furniture and Equipment	\$1,449,727	\$3,807	\$396,065	\$51,795	\$65,307	\$683,581	\$599,877	\$163,886	\$15,810	\$1,301						
218	90000141768	SVC8000	PC & MISC COMPUTER EQUIPMENT	Office Furniture and Equipment	\$3,198,140	\$873,732	\$918,574	\$1,312,249	\$1,151,411	\$304,730	\$569,001	\$46,829	\$0	\$0						
219	90000182190	SVC8000	Non-unionized	Office Furniture and Equipment	\$5,435	\$1,485	\$5,435	\$5,435	\$5,435	\$5,435	\$5,435	\$5,435	\$5,435	\$5,435	\$0	\$0				
220	ITXFER00099	SVC8000	BINS BUNKERS SHELVING	Stores Equipment	\$6,600	\$1,803	\$4,797	\$5,390	\$1,382	\$421	\$35	\$0	\$0	\$0						
221	ITXFER00099	SVC8000	BINS BUNKERS SHELVING	Stores Equipment	\$311	\$85	\$311	\$311	\$311	\$311	\$311	\$311	\$311	\$311	\$0	\$0				
222	ITXFER00099	SVC8000	BUILDINGS	Structures and Improvements	\$528	\$144	\$528	\$528	\$528	\$528	\$528	\$528	\$528	\$528	\$0	\$0				
223	ITXFER00099	SVC8000	PAVEMENTS,ROADS,WALKS,CURBS (100 SQ	Structures and Improvements	\$97	\$26	\$97	\$97	\$97	\$97	\$97	\$97	\$97	\$97	\$0	\$0				
224	ITXFER00099	SVC8000	YARD LIGHTING	Structures and Improvements	\$1,567	\$428	\$2,995	\$1,567	\$1,567	\$428	\$0	\$0	\$0	\$0						
225	ITXFER00099	SVC8000	BUILDINGS	Structures and Improvements	\$106,846	\$29,190	\$106,846	\$106,846	\$106,846	\$29,190	\$0	\$0	\$0	\$0						
226	ITXFER00099	SVC8000	BUILDINGS	Structures and Improvements	\$522	\$143	\$522	\$522	\$522	\$143	\$0	\$0	\$0	\$0						
227	ITXFER00099	SVC8000	FENCE	Structures and Improvements	\$87	\$24	\$87	\$87	\$87	\$24	\$0	\$0	\$0	\$0						
228	ITXFER00099	SVC8000	FENCE	Structures and Improvements	\$24	\$7	\$24	\$24	\$24	\$7	\$0	\$0	\$0	\$0						
229	ITXFER00099	SVC8000	YARD LIGHTING	Structures and Improvements	\$2,788	\$762	\$2,788	\$2,788	\$2,788	\$762	\$0	\$0	\$0	\$0						
230	ITXFER00099	SVC8000	BUILDINGS	Structures and Improvements	\$312	\$85	\$312	\$312	\$312	\$85	\$0	\$0	\$0	\$0						
231	ITXFER00099	SVC8000	COMMUNICATION SYSTEM INTRA-SITE	Structures and Improvements	\$2,615	\$714	\$2,615	\$2,615	\$2,615	\$714	\$0	\$0	\$0	\$0						
232	ITXFER00099	SVC8000	FENCE	Structures and Improvements	\$256	\$70	\$256	\$256	\$256	\$70	\$0	\$0	\$0	\$0						
233	ITXFER00099	SVC8000	BUILDINGS	Structures and Improvements	\$3,542	\$968	\$3,542	\$3,542	\$3,542	\$968	\$0	\$0	\$0	\$0						
234	ITXFER00099	SVC8000	BUILDINGS	Structures and Improvements	\$274	\$75	\$274	\$274	\$274	\$75	\$0	\$0	\$0	\$0						
235	ITXFER00099	SVC8000	BUILDINGS	Structures and Improvements	\$129	\$35	\$129	\$129	\$129	\$35	\$0	\$0	\$0	\$0						
236	ITXFER00099	SVC8000	FENCE	Structures and Improvements	\$833	\$105	\$833	\$833	\$833	\$105	\$0	\$0	\$0	\$0						
237	ITXFER00099	SVC8000	PAVEMENTS,ROADS,WALKS,CURBS (100 SQ	Structures and Improvements	\$833	\$227	\$833	\$833	\$833	\$227	\$0	\$0	\$0	\$0						
238	ITXFER00099	SVC8000	PAVEMENTS,ROADS,WALKS,CURBS (100 SQ	Structures and Improvements	\$252	\$69	\$252	\$252	\$252	\$69	\$0	\$0	\$0	\$0						
239	ITXFER00099	SVC8000	BUILDINGS	Structures and Improvements	\$384	\$105	\$384	\$384	\$384	\$105	\$0	\$0	\$0	\$0						
240	ITXFER00099	SVC8000	BUILDINGS	Structures and Improvements	\$92	\$25	\$92	\$92	\$92	\$25	\$0	\$0	\$0	\$0						
241	ITXFER00099	SVC8000	BUILDINGS	Structures and Improvements	\$8,724	\$2,383	\$8,724	\$8,724	\$8,724	\$2,383	\$0	\$0	\$0	\$0						
242	ITXFER00099	SVC8000	BUILDINGS	Structures and Improvements	\$1,684	\$460	\$1,684	\$1,684	\$1,684	\$460	\$0	\$0	\$0	\$0						
243	ITXFER00099	SVC8000	BUILDINGS	Structures and Improvements	\$1,932	\$548	\$1,932	\$1,932	\$1,932	\$548	\$0	\$0	\$0	\$0						
244	ITXFER00099	SVC8000	BUILDINGS	Structures and Improvements	\$2,007	\$548	\$2,007	\$2,007	\$2,007	\$548	\$0	\$0	\$0	\$0						
245	ITXFER00099	SVC8000	BUILDINGS	Structures and Improvements	\$652	\$178	\$652	\$652	\$652	\$178	\$0	\$0	\$0	\$0						
246	ITXFER00099	SVC8000	LANDSCAPING	Structures and Improvements	\$146	\$40	\$146	\$146	\$146	\$40	\$0	\$0	\$0	\$0						
247	ITXFER00099	SVC8000	BUILDINGS	Structures and Improvements	\$1,648	\$450	\$1,648	\$1,648	\$1,648	\$450	\$0	\$0	\$0	\$0						
248	ITXFER00099	SVC8000	BUILDINGS	Structures and Improvements	\$1,855	\$507	\$1,855	\$1,855	\$1,855	\$507	\$0	\$0	\$0	\$0						
249	ITXFER00099	SVC8000	PAVEMENTS,ROADS,WALKS,CURBS (100 SQ	Structures and Improvements	\$322	\$88	\$322	\$322	\$322	\$88	\$0	\$0	\$0	\$0						
250	ITXFER00099	SVC8000	BUILDINGS	Structures and Improvements	\$620	\$169	\$620	\$620	\$620	\$169	\$0	\$0	\$0	\$0						
251	ITXFER00099	SVC8000	FENCE	Structures and Improvements	\$1,216	\$332	\$1,216	\$1,216	\$1,216	\$332	\$0	\$0	\$0	\$0						
252	ITXFER00099	SVC8000	HVAC SYSTEM INTRA-SITE	Structures and Improvements	\$595	\$163	\$595	\$595	\$595	\$163	\$0	\$0	\$0	\$0						
253	ITXFER00099	SVC8000	YARD LIGHTING	Structures and Improvements	\$1,350	\$369	\$1,350	\$1,350	\$1,350	\$369	\$0	\$0	\$0	\$0						
254	ITXFER00099	SVC8000	BUILDINGS	Structures and Improvements	\$230	\$63	\$230	\$230	\$230	\$63	\$0	\$0	\$0	\$0						
255	ITXFER00099	SVC8000	FENCE	Structures and Improvements	\$3,012	\$823	\$3,012	\$3,012	\$3,012	\$823	\$0	\$0	\$0	\$0						
256	ITXFER00099	SVC8000	PAVEMENTS,ROADS,WALKS,CURBS (100 SQ	Structures and Improvements	\$20,389	\$5,625	\$36,498	\$36,498	\$36,498	\$9,971	(\$4,346)	(\$358)	\$0	\$0						
257	ITXFER00099	SVC8000	BUILDINGS	Structures and Improvements	\$145	\$40	\$145	\$145	\$145	\$40	\$0	\$0	\$0	\$0						
258	ITXFER00099	SVC8000	FENCE	Structures and Improvements	\$3,474	\$949	\$3,474	\$3,474	\$3,474	\$949	\$0	\$0	\$0	\$0						
259	ITXFER00099	SVC8000	PAVEMENTS,ROADS,WALKS,CURBS (100 SQ	Structures and Improvements	\$451	\$123	\$451	\$451	\$451	\$123	\$0	\$0	\$0	\$0						
260	ITXFER00099	SVC8000	FENCE	Structures and Improvements	\$2,870	\$784	\$2,870	\$2,870	\$2,870	\$784	\$0	\$0	\$0	\$0						
261	ITXFER00099	SVC8000	BUILDINGS	Structures and Improvements	\$2,619	\$715	\$2,619	\$2,619	\$2,619	\$715	\$0	\$0	\$0	\$0						
262	ITXFER00099	SVC8000	DRAINAGE SYSTEM - OUTSIDE	Structures and Improvements	\$1,060	\$290	\$1,060	\$1,060	\$1,060	\$290	\$0	\$0	\$0	\$0						
263	ITXFER00099	SVC8000	PAVEMENTS,ROADS,WALKS,CURBS (100 SQ	Structures and Improvements	\$169	\$46	\$169	\$169	\$169	\$46	\$0	\$0	\$0	\$0						
264	ITXFER00099	SVC8000	PAVEMENTS,ROADS,WALKS,CURBS (100 SQ	Structures and Improvements	\$1,833	\$501	\$1,833	\$1,833	\$1,833	\$501	\$0	\$0	\$0	\$0						
265	ITXFER00099	SVC8000	BUILDINGS	Structures and Improvements	\$824	\$225	\$824	\$824	\$824	\$225	\$0	\$0	\$0	\$0						
266	ITXFER00099	SVC8000	BUILDINGS	Structures and Improvements	\$71	\$19	\$71	\$71	\$71	\$19	\$0	\$0	\$0	\$0						
267	ITXFER00099	SVC8000	BUILDINGS	Structures and Improvements	\$318	\$87	\$318	\$318	\$318	\$87	\$0	\$0	\$0	\$0						
268	ITXFER00099	SVC8000	WATER SUPPLY SYSTEM	Structures and Improvements	\$1,547	\$423	\$1,547	\$1,547	\$1,547	\$423	\$0	\$0	\$0	\$0						
269	ITXFER00099	SVC8000	BUILDINGS	Structures and Improvements	\$2,743	\$749	\$2,743	\$2,743	\$2,743	\$749	\$0	\$0	\$0	\$0						
270	ITXFER00099	SVC8000	BUILDINGS	Structures and Improvements	\$1,547	\$423	\$1,547	\$1,547	\$1,547	\$423	\$0	\$0	\$0	\$0						

27.32%

27.32%

08/31/2020

09/01/19

27.32%

08/31/2020

27.32%

09/01/19

27.32%

08/31/2020

27.32%

09/01/19

27.32%

08/31/2020

27.32%

THE NARRAGANSETT ELECTRIC COMPANY
d/b/a NATIONAL GRID
RIPUC Docket Nos. 4770/4780
Compliance Attachment 3
Workpaper 6e
Page 26 of 60

The Narragansett Electric Company d/b/a National Grid
Service Company Rents
Service Company Capital for Facilities allocated to Operating Companies as Rent Expense
For the Rate Year ended August 31, 2020

Line	Work order	estment N:	Project Description	Account Description	Bill Pool	Date	In Service	Amortizati	Inception to	Adjustments	HTY Spend
								on Period	Date \$		
271	ITXFER00099	SVC8000	FENCE	Structures and Improvement	J114	07/01/60	120		\$2,238	\$0	\$2,238
272	ITXFER00099	SVC8000	PAVEMENTS,ROADS,WALKS,CURBS (100 SQ)	Structures and Improvement	J114	07/01/60	120		\$1,182	\$0	\$1,182
273	ITXFER00099	SVC8000	FENCE	Structures and Improvement	J139	07/01/61	120		\$342	\$0	\$342
274	ITXFER00099	SVC8000	FENCE	Structures and Improvement	J114	07/01/62	120		\$8,563	\$0	\$8,563
275	ITXFER00099	SVC8000	LANDSCAPING	Structures and Improvement	J114	07/01/62	120		\$968	\$0	\$968
276	ITXFER00099	SVC8000	PAVEMENTS,ROADS,WALKS,CURBS (100 SQ)	Structures and Improvement	J114	07/01/62	120		\$25,306	\$0	\$25,306
277	ITXFER00099	SVC8000	YARD LIGHTING	Structures and Improvement	J114	07/01/62	120		\$235	\$0	\$235
278	ITXFER00099	SVC8000	FENCE	Structures and Improvement	J139	07/01/62	120		\$1,738	\$0	\$1,738
279	ITXFER00099	SVC8000	BUILDINGS	Structures and Improvement	J114	07/01/64	120		\$910	\$0	\$910
280	ITXFER00099	SVC8000	FENCE	Structures and Improvement	J114	07/01/64	120		\$2,098	\$0	\$2,098
281	ITXFER00099	SVC8000	FENCE	Structures and Improvement	J114	07/01/64	120		\$1,154	\$0	\$1,154
282	ITXFER00099	SVC8000	PAVEMENTS,ROADS,WALKS,CURBS (100 SQ)	Structures and Improvement	J114	07/01/64	120		\$1,028	\$0	\$1,028
283	ITXFER00099	SVC8000	BUILDINGS	Structures and Improvement	J114	07/01/65	120		\$555	\$0	\$555
284	ITXFER00099	SVC8000	PAVEMENTS,ROADS,WALKS,CURBS (100 SQ)	Structures and Improvement	J114	07/01/65	120		\$2,310	\$0	\$2,310
285	ITXFER00099	SVC8000	FENCE	Structures and Improvement	J114	07/01/66	120		\$261	\$0	\$261
286	ITXFER00099	SVC8000	FENCE	Structures and Improvement	J114	07/01/66	120		\$1,566	\$0	\$1,566
287	ITXFER00099	SVC8000	BUILDINGS	Structures and Improvement	J114	07/01/67	120		\$47,478	\$0	\$47,478
288	ITXFER00099	SVC8000	FENCE	Structures and Improvement	J139	07/01/67	120		\$3,214	\$0	\$3,214
289	ITXFER00099	SVC8000	BUILDINGS	Structures and Improvement	J114	07/01/68	120		\$61	\$0	\$61
290	ITXFER00099	SVC8000	LANDSCAPING	Structures and Improvement	J114	07/01/69	120		\$663	\$0	\$663
291	ITXFER00099	SVC8000	PAVEMENTS,ROADS,WALKS,CURBS (100 SQ)	Structures and Improvement	J114	07/01/69	120		\$1,217	\$0	\$1,217
292	ITXFER00099	SVC8000	BUILDINGS	Structures and Improvement	J139	07/01/69	120		\$9,589	\$0	\$9,589
293	ITXFER00099	SVC8000	PAVEMENTS,ROADS,WALKS,CURBS (100 SQ)	Structures and Improvement	J139	07/01/71	120		\$125	\$0	\$125
294	ITXFER00099	SVC8000	BUILDINGS	Structures and Improvement	J114	07/01/73	120		\$1,986	\$0	\$1,986
295	ITXFER00099	SVC8000	LANDSCAPING	Structures and Improvement	J139	07/01/73	120		\$4,166	\$0	\$4,166
296	ITXFER00099	SVC8000	FENCE	Structures and Improvement	J114	07/01/74	120		\$15,612	\$0	\$15,612
297	ITXFER00099	SVC8000	PAVEMENTS,ROADS,WALKS,CURBS (100 SQ)	Structures and Improvement	J114	07/01/74	120		\$26,136	\$0	\$26,136
298	ITXFER00099	SVC8000	BUILDINGS	Structures and Improvement	J114	07/01/74	120		\$4,896	\$0	\$4,896
299	ITXFER00099	SVC8000	BUILDINGS	Structures and Improvement	J114	07/01/77	120		\$899	\$0	\$899
300	ITXFER00099	SVC8000	BUILDINGS	Structures and Improvement	J114	07/01/77	120		\$39,717	\$0	\$39,717
301	ITXFER00099	SVC8000	PAVEMENTS,ROADS,WALKS,CURBS (100 SQ)	Structures and Improvement	J114	07/01/78	120		\$23,097	\$0	\$23,097
302	ITXFER00099	SVC8000	BUILDINGS	Structures and Improvement	J135	07/01/78	120		\$82,461	\$0	\$82,461
303	ITXFER00099	SVC8000	DRAINAGE SYSTEM - OUTSIDE	Structures and Improvement	J135	07/01/78	120		\$5,000	\$0	\$5,000
304	ITXFER00099	SVC8000	BUILDINGS	Structures and Improvement	J135	07/01/78	120		\$2,000	\$0	\$2,000
305	ITXFER00099	SVC8000	BUILDINGS	Structures and Improvement	J135	07/01/79	120		\$8,192	\$0	\$8,192
306	ITXFER00099	SVC8000	FENCE	Structures and Improvement	J139	07/01/79	120		\$925	\$0	\$925
307	ITXFER00099	SVC8000	YARD LIGHTING	Structures and Improvement	J139	07/01/79	120		\$1,748	\$0	\$1,748
308	ITXFER00099	SVC8000	HVAC SYSTEM INTRA-SITE	Structures and Improvement	J135	07/01/80	120		\$5,738	\$0	\$5,738
309	ITXFER00099	SVC8000	BUILDINGS	Structures and Improvement	J114	07/01/81	120		\$512	\$0	\$512
310	ITXFER00099	SVC8000	BUILDINGS	Structures and Improvement	J114	07/01/82	120		\$9,487	\$0	\$9,487
311	ITXFER00099	SVC8000	BUILDINGS	Structures and Improvement	J114	07/01/84	120		\$62,345	\$0	\$62,345
312	ITXFER00099	SVC8000	BUILDINGS	Structures and Improvement	J114	07/01/85	120		\$117,041	\$0	\$117,041
313	ITXFER00099	SVC8000	BUILDINGS	Structures and Improvement	J114	07/01/86	120		\$50,918	\$0	\$50,918
314	ITXFER00099	SVC8000	BUILDINGS	Structures and Improvement	J135	07/01/86	120		\$671,122	\$0	\$671,122
315	ITXFER00099	SVC8000	BUILDINGS	Structures and Improvement	J114	07/01/87	120		\$4,934	\$0	\$4,934
316	ITXFER00099	SVC8000	BUILDINGS	Structures and Improvement	J114	07/01/87	120		\$6,927	\$0	\$6,927
317	ITXFER00099	SVC8000	BUILDINGS	Structures and Improvement	J135	07/01/87	120		\$23,139	\$0	\$23,139
318	ITXFER00099	SVC8000	BUILDINGS	Structures and Improvement	J114	07/01/88	120		\$2,676	\$0	\$2,676
319	ITXFER00099	SVC8000	BUILDINGS	Structures and Improvement	J114	07/01/90	120		\$45,270	\$0	\$45,270
320	ITXFER00099	SVC8000	BUILDINGS	Structures and Improvement	J114	07/01/91	120		\$79,673	\$0	\$79,673
321	ITXFER00099	SVC8000	BUILDINGS	Structures and Improvement	J135	07/01/91	120		\$45,688	\$0	\$45,688
322	ITXFER00099	SVC8000	PAVEMENTS,ROADS,WALKS,CURBS (100 SQ)	Structures and Improvement	J135	07/01/91	120		\$116,230	\$0	\$116,230
323	ITXFER00099	SVC8000	BUILDINGS	Structures and Improvement	J114	07/01/92	120		\$240,838	\$0	\$240,838
324	ITXFER00099	SVC8000	BUILDINGS	Structures and Improvement	J139	07/01/92	120		\$32,793	\$0	\$32,793

THE NARRAGANSETT ELECTRIC COMPANY
d/b/a NATIONAL GRID
RIPUC Docket Nos. 4770/4780
Compliance Attachment 3
Workpaper 6e
Page 27 of 60

The Narragansett Electric Company d/b/a National Grid
Service Company Rents
Service Company Capital for Facilities allocated to Operating Companies as Rent Expense
For the Rate Year ended August 31, 2020

09/01/19 08/31/20 8.2300%

Line	Work order	estment N:	Project Description	NECO	Account Description	09/01/2019	08/31/2020	Average	Service Co	Year Return	Return on
						Balance	Balance	Balance	Return	Accum	Accum Taxes
271	TXFER00099	SVG8000	FENCE		Structures and Improvements	\$0	\$0	\$0	8.23%	\$0	\$22
272	TXFER00099	SVG8000	PAVEMENTS,ROADS,WALKS,CURBS (100 SQ	NO	Structures and Improvements	\$0	\$0	\$0	8.23%	\$0	\$12
273	TXFER00099	SVG8000	FENCE	YES	Structures and Improvements	\$0	\$0	\$0	8.23%	\$0	\$3
274	TXFER00099	SVG8000	FENCE	NO	Structures and Improvements	\$0	\$0	\$0	8.23%	\$0	\$84
275	TXFER00099	SVG8000	LANDSCAPING	NO	Structures and Improvements	\$0	\$0	\$0	8.23%	\$0	\$9
276	TXFER00099	SVG8000	PAVEMENTS,ROADS,WALKS,CURBS (100 SQ	NO	Structures and Improvements	\$0	\$0	\$0	8.23%	\$0	\$248
277	TXFER00099	SVG8000	YARD LIGHTING	YES	Structures and Improvements	\$0	\$0	\$0	8.23%	\$0	\$2
278	TXFER00099	SVG8000	FENCE	NO	Structures and Improvements	\$0	\$0	\$0	8.23%	\$0	\$17
279	TXFER00099	SVG8000	BUILDINGS	NO	Structures and Improvements	\$0	\$0	\$0	8.23%	\$0	\$9
280	TXFER00099	SVG8000	FENCE	NO	Structures and Improvements	\$0	\$0	\$0	8.23%	\$0	\$21
281	TXFER00099	SVG8000	FENCE	NO	Structures and Improvements	\$0	\$0	\$0	8.23%	\$0	\$11
282	TXFER00099	SVG8000	PAVEMENTS,ROADS,WALKS,CURBS (100 SQ	NO	Structures and Improvements	\$0	\$0	\$0	8.23%	\$0	\$10
283	TXFER00099	SVG8000	BUILDINGS	NO	Structures and Improvements	\$0	\$0	\$0	8.23%	\$0	\$5
284	TXFER00099	SVG8000	PAVEMENTS,ROADS,WALKS,CURBS (100 SQ	NO	Structures and Improvements	\$0	\$0	\$0	8.23%	\$0	\$23
285	TXFER00099	SVG8000	FENCE	NO	Structures and Improvements	\$0	\$0	\$0	8.23%	\$0	\$3
286	TXFER00099	SVG8000	FENCE	NO	Structures and Improvements	\$0	\$0	\$0	8.23%	\$0	\$15
287	TXFER00099	SVG8000	BUILDINGS	NO	Structures and Improvements	\$0	\$0	\$0	8.23%	\$0	\$465
288	TXFER00099	SVG8000	FENCE	YES	Structures and Improvements	\$0	\$0	\$0	8.23%	\$0	\$31
289	TXFER00099	SVG8000	BUILDINGS	NO	Structures and Improvements	\$0	\$0	\$0	8.23%	\$0	\$1
290	TXFER00099	SVG8000	LANDSCAPING	NO	Structures and Improvements	\$0	\$0	\$0	8.23%	\$0	\$7
291	TXFER00099	SVG8000	PAVEMENTS,ROADS,WALKS,CURBS (100 SQ	NO	Structures and Improvements	\$0	\$0	\$0	8.23%	\$0	\$12
292	TXFER00099	SVG8000	BUILDINGS	YES	Structures and Improvements	\$0	\$0	\$0	8.23%	\$0	\$94
293	TXFER00099	SVG8000	PAVEMENTS,ROADS,WALKS,CURBS (100 SQ	YES	Structures and Improvements	\$0	\$0	\$0	8.23%	\$0	\$1
294	TXFER00099	SVG8000	BUILDINGS	NO	Structures and Improvements	\$0	\$0	\$0	8.23%	\$0	\$19
295	TXFER00099	SVG8000	LANDSCAPING	YES	Structures and Improvements	\$0	\$0	\$0	8.23%	\$0	\$41
296	TXFER00099	SVG8000	FENCE	NO	Structures and Improvements	\$0	\$0	\$0	8.23%	\$0	\$153
297	TXFER00099	SVG8000	PAVEMENTS,ROADS,WALKS,CURBS (100 SQ	NO	Structures and Improvements	\$0	\$0	\$0	8.23%	\$0	\$256
298	TXFER00099	SVG8000	BUILDINGS	NO	Structures and Improvements	\$0	\$0	\$0	8.23%	\$0	\$48
299	TXFER00099	SVG8000	BUILDINGS	NO	Structures and Improvements	\$0	\$0	\$0	8.23%	\$0	\$9
300	TXFER00099	SVG8000	BUILDINGS	NO	Structures and Improvements	\$0	\$0	\$0	8.23%	\$0	\$389
301	TXFER00099	SVG8000	PAVEMENTS,ROADS,WALKS,CURBS (100 SQ	NO	Structures and Improvements	\$0	\$0	\$0	8.23%	\$0	\$226
302	TXFER00099	SVG8000	BUILDINGS	YES	Structures and Improvements	\$0	\$0	\$0	8.23%	\$0	\$808
303	TXFER00099	SVG8000	DRAINAGE SYSTEM - OUTSIDE	YES	Structures and Improvements	\$0	\$0	\$0	8.23%	\$0	\$49
304	TXFER00099	SVG8000	FENCE	YES	Structures and Improvements	\$0	\$0	\$0	8.23%	\$0	\$20
305	TXFER00099	SVG8000	BUILDINGS	YES	Structures and Improvements	\$0	\$0	\$0	8.23%	\$0	\$80
306	TXFER00099	SVG8000	FENCE	YES	Structures and Improvements	\$0	\$0	\$0	8.23%	\$0	\$9
307	TXFER00099	SVG8000	YARD LIGHTING	YES	Structures and Improvements	\$0	\$0	\$0	8.23%	\$0	\$17
308	TXFER00099	SVG8000	HVAC SYSTEM INTRA-SITE	YES	Structures and Improvements	\$0	\$0	\$0	8.23%	\$0	\$56
309	TXFER00099	SVG8000	BUILDINGS	NO	Structures and Improvements	\$0	\$0	\$0	8.23%	\$0	\$5
310	TXFER00099	SVG8000	BUILDINGS	NO	Structures and Improvements	\$0	\$0	\$0	8.23%	\$0	\$93
311	TXFER00099	SVG8000	BUILDINGS	NO	Structures and Improvements	\$0	\$0	\$0	8.23%	\$0	\$611
312	TXFER00099	SVG8000	BUILDINGS	YES	Structures and Improvements	\$0	\$0	\$0	8.23%	\$0	\$1,147
313	TXFER00099	SVG8000	BUILDINGS	YES	Structures and Improvements	\$0	\$0	\$0	8.23%	\$0	\$499
314	TXFER00099	SVG8000	BUILDINGS	YES	Structures and Improvements	\$0	\$0	\$0	8.23%	\$0	\$6,578
315	TXFER00099	SVG8000	BUILDINGS	NO	Structures and Improvements	\$0	\$0	\$0	8.23%	\$0	\$68
316	TXFER00099	SVG8000	BUILDINGS	NO	Structures and Improvements	\$0	\$0	\$0	8.23%	\$0	\$48
317	TXFER00099	SVG8000	BUILDINGS	YES	Structures and Improvements	\$0	\$0	\$0	8.23%	\$0	\$277
318	TXFER00099	SVG8000	BUILDINGS	NO	Structures and Improvements	\$0	\$0	\$0	8.23%	\$0	\$26
319	TXFER00099	SVG8000	BUILDINGS	NO	Structures and Improvements	\$0	\$0	\$0	8.23%	\$0	\$444
320	TXFER00099	SVG8000	BUILDINGS	NO	Structures and Improvements	\$0	\$0	\$0	8.23%	\$0	\$781
321	TXFER00099	SVG8000	BUILDINGS	YES	Structures and Improvements	\$0	\$0	\$0	8.23%	\$0	\$448
322	TXFER00099	SVG8000	PAVEMENTS,ROADS,WALKS,CURBS (100 SQ	YES	Structures and Improvements	\$0	\$0	\$0	8.23%	\$0	\$1,130
323	TXFER00099	SVG8000	BUILDINGS	NO	Structures and Improvements	\$0	\$0	\$0	8.23%	\$0	\$2,360
324	TXFER00099	SVG8000	BUILDINGS	YES	Structures and Improvements	\$0	\$0	\$0	8.23%	\$0	\$321

THE NARRAGANSETT ELECTRIC COMPANY
d/b/a NATIONAL GRID
RIPUC Docket Nos. 4770/4780
Compliance Attachment 3
Workpaper 6e
Page 28 of 60

The Narragansett Electric Company d/b/a National Grid
Service Company Rents
Service Company Capital for Facilities allocated to Operating Companies as Rent Expense
For the Rate Year ended August 31, 2020

Gas

Line	Work order	estimation N:	Project Description	Account Description	Total Return	Year Amortization	Test Year		Test Year		Test Year	Test Year	
							NECO G	Allocation	NECO G	Rent -			NECO G
271	TXFER00099	SVC8000	FENCE	Structures and Improvement	\$22	\$0	6.2600%	\$1	\$0	0.0000%	\$0	0.0000%	\$0
272	TXFER00099	SVC8000	PAVEMENTS,ROADS,WALKS,CURBS (100 SQ	Structures and Improvement	\$12	\$0	6.2600%	\$1	\$0	0.0000%	\$0	0.0000%	\$0
273	TXFER00099	SVC8000	FENCE	Structures and Improvement	\$3	\$0	1.5316%	\$0	\$0	3.7985%	\$0	3.7985%	\$0
274	TXFER00099	SVC8000	FENCE	Structures and Improvement	\$84	\$0	6.2600%	\$5	\$0	0.0000%	\$0	0.0000%	\$0
275	TXFER00099	SVC8000	LANDSCAPING	Structures and Improvement	\$9	\$0	6.2600%	\$1	\$0	0.0000%	\$0	0.0000%	\$0
276	TXFER00099	SVC8000	PAVEMENTS,ROADS,WALKS,CURBS (100 SQ	Structures and Improvement	\$248	\$0	6.2600%	\$16	\$0	0.0000%	\$0	0.0000%	\$0
277	TXFER00099	SVC8000	YARD LIGHTING	Structures and Improvement	\$2	\$0	6.2600%	\$0	\$0	0.0000%	\$0	0.0000%	\$0
278	TXFER00099	SVC8000	FENCE	Structures and Improvement	\$17	\$0	1.5316%	\$0	\$0	3.7985%	\$0	3.7985%	\$1
279	TXFER00099	SVC8000	BUILDINGS	Structures and Improvement	\$9	\$0	6.2600%	\$1	\$0	0.0000%	\$0	0.0000%	\$0
280	TXFER00099	SVC8000	FENCE	Structures and Improvement	\$21	\$0	6.2600%	\$1	\$0	0.0000%	\$0	0.0000%	\$0
281	TXFER00099	SVC8000	FENCE	Structures and Improvement	\$11	\$0	6.2600%	\$1	\$0	0.0000%	\$0	0.0000%	\$0
282	TXFER00099	SVC8000	PAVEMENTS,ROADS,WALKS,CURBS (100 SQ	Structures and Improvement	\$10	\$0	6.2600%	\$1	\$0	0.0000%	\$0	0.0000%	\$0
283	TXFER00099	SVC8000	BUILDINGS	Structures and Improvement	\$5	\$0	6.2600%	\$0	\$0	0.0000%	\$0	0.0000%	\$0
284	TXFER00099	SVC8000	PAVEMENTS,ROADS,WALKS,CURBS (100 SQ	Structures and Improvement	\$23	\$0	6.2600%	\$1	\$0	0.0000%	\$0	0.0000%	\$0
285	TXFER00099	SVC8000	FENCE	Structures and Improvement	\$3	\$0	6.2600%	\$0	\$0	0.0000%	\$0	0.0000%	\$0
286	TXFER00099	SVC8000	FENCE	Structures and Improvement	\$15	\$0	6.2600%	\$1	\$0	0.0000%	\$0	0.0000%	\$0
287	TXFER00099	SVC8000	BUILDINGS	Structures and Improvement	\$465	\$0	6.2600%	\$29	\$0	0.0000%	\$0	0.0000%	\$0
288	TXFER00099	SVC8000	FENCE	Structures and Improvement	\$31	\$0	1.5316%	\$0	\$0	3.7985%	\$1	3.7985%	\$1
289	TXFER00099	SVC8000	BUILDINGS	Structures and Improvement	\$1	\$0	6.2600%	\$0	\$0	0.0000%	\$0	0.0000%	\$0
290	TXFER00099	SVC8000	LANDSCAPING	Structures and Improvement	\$7	\$0	6.2600%	\$0	\$0	0.0000%	\$0	0.0000%	\$0
291	TXFER00099	SVC8000	PAVEMENTS,ROADS,WALKS,CURBS (100 SQ	Structures and Improvement	\$12	\$0	6.2600%	\$1	\$0	0.0000%	\$0	0.0000%	\$0
292	TXFER00099	SVC8000	BUILDINGS	Structures and Improvement	\$94	\$0	1.5316%	\$1	\$0	3.7985%	\$4	3.7985%	\$4
293	TXFER00099	SVC8000	PAVEMENTS,ROADS,WALKS,CURBS (100 SQ	Structures and Improvement	\$1	\$0	6.2600%	\$0	\$0	0.0000%	\$0	0.0000%	\$0
294	TXFER00099	SVC8000	BUILDINGS	Structures and Improvement	\$19	\$0	6.2600%	\$1	\$0	0.0000%	\$0	0.0000%	\$0
295	TXFER00099	SVC8000	LANDSCAPING	Structures and Improvement	\$41	\$0	1.5316%	\$1	\$0	3.7985%	\$2	3.7985%	\$2
296	TXFER00099	SVC8000	FENCE	Structures and Improvement	\$153	\$0	6.2600%	\$10	\$0	0.0000%	\$0	0.0000%	\$0
297	TXFER00099	SVC8000	PAVEMENTS,ROADS,WALKS,CURBS (100 SQ	Structures and Improvement	\$256	\$0	6.2600%	\$16	\$0	0.0000%	\$0	0.0000%	\$0
298	TXFER00099	SVC8000	BUILDINGS	Structures and Improvement	\$48	\$0	6.2600%	\$3	\$0	0.0000%	\$0	0.0000%	\$0
299	TXFER00099	SVC8000	BUILDINGS	Structures and Improvement	\$89	\$0	6.2600%	\$1	\$0	0.0000%	\$0	0.0000%	\$0
300	TXFER00099	SVC8000	BUILDINGS	Structures and Improvement	\$89	\$0	6.2600%	\$24	\$0	0.0000%	\$0	0.0000%	\$0
301	TXFER00099	SVC8000	PAVEMENTS,ROADS,WALKS,CURBS (100 SQ	Structures and Improvement	\$226	\$0	6.2600%	\$14	\$0	0.0000%	\$0	0.0000%	\$0
302	TXFER00099	SVC8000	BUILDINGS	Structures and Improvement	\$808	\$0	1.6673%	\$13	\$0	3.3927%	\$27	3.3927%	\$27
303	TXFER00099	SVC8000	DRAINAGE SYSTEM - OUTSIDE	Structures and Improvement	\$49	\$0	1.6673%	\$1	\$0	3.3927%	\$2	3.3927%	\$2
304	TXFER00099	SVC8000	FENCE	Structures and Improvement	\$20	\$0	1.6673%	\$0	\$0	3.3927%	\$1	3.3927%	\$1
305	TXFER00099	SVC8000	BUILDINGS	Structures and Improvement	\$80	\$0	1.6673%	\$1	\$0	3.3927%	\$3	3.3927%	\$3
306	TXFER00099	SVC8000	FENCE	Structures and Improvement	\$9	\$0	1.5316%	\$0	\$0	3.7985%	\$0	3.7985%	\$0
307	TXFER00099	SVC8000	YARD LIGHTING	Structures and Improvement	\$17	\$0	1.5316%	\$0	\$0	3.7985%	\$1	3.7985%	\$1
308	TXFER00099	SVC8000	HVAC SYSTEM INTRA-SITE	Structures and Improvement	\$56	\$0	1.6673%	\$1	\$0	3.3927%	\$2	3.3927%	\$2
309	TXFER00099	SVC8000	BUILDINGS	Structures and Improvement	\$93	\$0	6.2600%	\$0	\$0	0.0000%	\$0	0.0000%	\$0
310	TXFER00099	SVC8000	BUILDINGS	Structures and Improvement	\$93	\$0	6.2600%	\$6	\$0	0.0000%	\$0	0.0000%	\$0
311	TXFER00099	SVC8000	BUILDINGS	Structures and Improvement	\$611	\$0	6.2600%	\$38	\$0	0.0000%	\$0	0.0000%	\$0
312	TXFER00099	SVC8000	BUILDINGS	Structures and Improvement	\$1147	\$0	1.6673%	\$19	\$0	3.3927%	\$39	3.3927%	\$39
313	TXFER00099	SVC8000	BUILDINGS	Structures and Improvement	\$499	\$0	6.2600%	\$31	\$0	0.0000%	\$0	0.0000%	\$0
314	TXFER00099	SVC8000	BUILDINGS	Structures and Improvement	\$6578	\$0	1.6673%	\$110	\$0	3.3927%	\$223	3.3927%	\$223
315	TXFER00099	SVC8000	BUILDINGS	Structures and Improvement	\$48	\$0	6.2600%	\$3	\$0	0.0000%	\$0	0.0000%	\$0
316	TXFER00099	SVC8000	BUILDINGS	Structures and Improvement	\$68	\$0	6.2600%	\$4	\$0	0.0000%	\$0	0.0000%	\$0
317	TXFER00099	SVC8000	BUILDINGS	Structures and Improvement	\$227	\$0	1.6673%	\$4	\$0	3.3927%	\$8	3.3927%	\$8
318	TXFER00099	SVC8000	BUILDINGS	Structures and Improvement	\$26	\$0	6.2600%	\$2	\$0	0.0000%	\$0	0.0000%	\$0
319	TXFER00099	SVC8000	BUILDINGS	Structures and Improvement	\$444	\$0	6.2600%	\$28	\$0	0.0000%	\$0	0.0000%	\$0
320	TXFER00099	SVC8000	BUILDINGS	Structures and Improvement	\$781	\$0	6.2600%	\$49	\$0	0.0000%	\$0	0.0000%	\$0
321	TXFER00099	SVC8000	BUILDINGS	Structures and Improvement	\$448	\$0	1.6673%	\$7	\$0	3.3927%	\$15	3.3927%	\$15
322	TXFER00099	SVC8000	PAVEMENTS,ROADS,WALKS,CURBS (100 SQ	Structures and Improvement	\$1139	\$0	1.6673%	\$19	\$0	3.3927%	\$39	3.3927%	\$39
323	TXFER00099	SVC8000	BUILDINGS	Structures and Improvement	\$2360	\$0	6.2600%	\$148	\$0	0.0000%	\$0	0.0000%	\$0
324	TXFER00099	SVC8000	BUILDINGS	Structures and Improvement	\$321	\$0	1.5316%	\$5	\$0	3.7985%	\$12	3.7985%	\$12

THE NARRAGANSETT ELECTRIC COMPANY
d/b/a NATIONAL GRID
RIPUC Docket Nos. 4770/4780
Compliance Attachment 3
Workpaper 6e
Page 29 of 60

The Narragansett Electric Company d/b/a National Grid
Service Company Rents
For the Rate Year ended August 31, 2020

Distribution

Line	Work order	Project Description	Account Description	Test Year Rent	Less IFA Salary & Wage Allocator	Total	Amortization Period	Bonus Rate	Bonus Depreciation	09/01/2019	08/31/2020
										Balance	Balance
271	TXFER00099	SVC8000 FENCE	Structures and Improvement	\$0	\$0	\$0	468	0.00%	\$0	\$0	\$1,291
272	TXFER00099	SVC8000 PAVEMENTS,ROADS,WALKS,CURBS (100 SQ	Structures and Improvement	\$0	\$0	\$0	468	0.00%	\$0	\$652	\$682
273	TXFER00099	SVC8000 FENCE	Structures and Improvement	\$0	\$0	\$0	468	0.00%	\$0	\$188	\$197
274	TXFER00099	SVC8000 FENCE	Structures and Improvement	\$0	\$0	\$0	468	0.00%	\$0	\$4,721	\$4,940
275	TXFER00099	SVC8000 LANDSCAPING	Structures and Improvement	\$0	\$0	\$0	468	0.00%	\$0	\$533	\$558
276	TXFER00099	SVC8000 PAVEMENTS,ROADS,WALKS,CURBS (100 SQ	Structures and Improvement	\$0	\$0	\$0	468	0.00%	\$0	\$13,951	\$14,599
277	TXFER00099	SVC8000 YARD LIGHTING	Structures and Improvement	\$0	\$0	\$0	468	0.00%	\$0	\$129	\$135
278	TXFER00099	SVC8000 FENCE	Structures and Improvement	\$0	\$0	\$1	468	0.00%	\$0	\$958	\$1,003
279	TXFER00099	SVC8000 BUILDINGS	Structures and Improvement	\$0	\$0	\$0	468	0.00%	\$0	\$501	\$525
280	TXFER00099	SVC8000 FENCE	Structures and Improvement	\$0	\$0	\$0	468	0.00%	\$0	\$1,157	\$1,210
281	TXFER00099	SVC8000 FENCE	Structures and Improvement	\$0	\$0	\$0	468	0.00%	\$0	\$636	\$666
282	TXFER00099	SVC8000 PAVEMENTS,ROADS,WALKS,CURBS (100 SQ	Structures and Improvement	\$0	\$0	\$0	468	0.00%	\$0	\$567	\$593
283	TXFER00099	SVC8000 BUILDINGS	Structures and Improvement	\$0	\$0	\$0	468	0.00%	\$0	\$306	\$320
284	TXFER00099	SVC8000 PAVEMENTS,ROADS,WALKS,CURBS (100 SQ	Structures and Improvement	\$0	\$0	\$0	468	0.00%	\$0	\$1,274	\$1,333
285	TXFER00099	SVC8000 FENCE	Structures and Improvement	\$0	\$0	\$0	468	0.00%	\$0	\$144	\$151
286	TXFER00099	SVC8000 FENCE	Structures and Improvement	\$0	\$0	\$0	468	0.00%	\$0	\$863	\$904
287	TXFER00099	SVC8000 BUILDINGS	Structures and Improvement	\$0	\$0	\$0	468	0.00%	\$0	\$26,174	\$27,391
288	TXFER00099	SVC8000 FENCE	Structures and Improvement	\$0	\$0	\$1	468	0.00%	\$0	\$1,772	\$1,854
289	TXFER00099	SVC8000 BUILDINGS	Structures and Improvement	\$0	\$0	\$0	468	0.00%	\$0	\$34	\$35
290	TXFER00099	SVC8000 LANDSCAPING	Structures and Improvement	\$0	\$0	\$0	468	0.00%	\$0	\$366	\$383
291	TXFER00099	SVC8000 PAVEMENTS,ROADS,WALKS,CURBS (100 SQ	Structures and Improvement	\$0	\$0	\$0	468	0.00%	\$0	\$671	\$702
292	TXFER00099	SVC8000 BUILDINGS	Structures and Improvement	\$0	\$0	\$3	468	0.00%	\$0	\$5,286	\$5,532
293	TXFER00099	SVC8000 PAVEMENTS,ROADS,WALKS,CURBS (100 SQ	Structures and Improvement	\$0	\$0	\$0	468	0.00%	\$0	\$69	\$72
294	TXFER00099	SVC8000 BUILDINGS	Structures and Improvement	\$0	\$0	\$0	468	0.00%	\$0	\$1,095	\$1,146
295	TXFER00099	SVC8000 LANDSCAPING	Structures and Improvement	\$0	\$0	\$1	468	0.00%	\$0	\$2,297	\$2,403
296	TXFER00099	SVC8000 FENCE	Structures and Improvement	\$0	\$0	\$0	468	0.00%	\$0	\$8,606	\$9,007
297	TXFER00099	SVC8000 PAVEMENTS,ROADS,WALKS,CURBS (100 SQ	Structures and Improvement	\$0	\$0	\$0	468	0.00%	\$0	\$14,408	\$15,078
298	TXFER00099	SVC8000 BUILDINGS	Structures and Improvement	\$0	\$0	\$0	468	0.00%	\$0	\$2,699	\$2,824
299	TXFER00099	SVC8000 BUILDINGS	Structures and Improvement	\$0	\$0	\$0	468	0.00%	\$0	\$495	\$519
300	TXFER00099	SVC8000 BUILDINGS	Structures and Improvement	\$0	\$0	\$0	468	0.00%	\$0	\$21,895	\$22,914
301	TXFER00099	SVC8000 PAVEMENTS,ROADS,WALKS,CURBS (100 SQ	Structures and Improvement	\$0	\$0	\$0	468	0.00%	\$0	\$12,733	\$13,325
302	TXFER00099	SVC8000 BUILDINGS	Structures and Improvement	\$0	\$4	\$24	468	0.00%	\$0	\$45,459	\$47,574
303	TXFER00099	SVC8000 DRAINAGE SYSTEM - OUTSIDE	Structures and Improvement	\$0	\$0	\$0	468	0.00%	\$0	\$2,756	\$2,885
304	TXFER00099	SVC8000 FENCE	Structures and Improvement	\$0	\$0	\$1	468	0.00%	\$0	\$1,103	\$1,154
305	TXFER00099	SVC8000 BUILDINGS	Structures and Improvement	\$0	\$0	\$2	468	0.00%	\$0	\$4,516	\$4,726
306	TXFER00099	SVC8000 FENCE	Structures and Improvement	\$0	\$0	\$0	468	0.00%	\$0	\$510	\$534
307	TXFER00099	SVC8000 YARD LIGHTING	Structures and Improvement	\$0	\$0	\$1	468	0.00%	\$0	\$964	\$1,009
308	TXFER00099	SVC8000 HVAC SYSTEM INTRA-SITE	Structures and Improvement	\$0	\$0	\$2	468	0.00%	\$0	\$3,163	\$3,310
309	TXFER00099	SVC8000 BUILDINGS	Structures and Improvement	\$0	\$0	\$0	468	0.00%	\$0	\$282	\$296
310	TXFER00099	SVC8000 BUILDINGS	Structures and Improvement	\$0	\$0	\$0	468	0.00%	\$0	\$5,230	\$5,473
311	TXFER00099	SVC8000 BUILDINGS	Structures and Improvement	\$0	\$0	\$0	468	0.00%	\$0	\$34,370	\$35,968
312	TXFER00099	SVC8000 BUILDINGS	Structures and Improvement	\$0	\$5	\$34	468	0.00%	\$0	\$64,523	\$67,524
313	TXFER00099	SVC8000 BUILDINGS	Structures and Improvement	\$0	\$0	\$0	468	0.00%	\$0	\$28,070	\$29,376
314	TXFER00099	SVC8000 BUILDINGS	Structures and Improvement	\$0	\$30	\$193	468	0.00%	\$0	\$369,977	\$387,186
315	TXFER00099	SVC8000 BUILDINGS	Structures and Improvement	\$0	\$0	\$0	468	0.00%	\$0	\$2,720	\$2,846
316	TXFER00099	SVC8000 BUILDINGS	Structures and Improvement	\$0	\$0	\$0	468	0.00%	\$0	\$3,819	\$3,996
317	TXFER00099	SVC8000 BUILDINGS	Structures and Improvement	\$0	\$1	\$7	468	0.00%	\$0	\$12,756	\$13,349
318	TXFER00099	SVC8000 BUILDINGS	Structures and Improvement	\$0	\$0	\$0	468	0.00%	\$0	\$1,475	\$1,544
319	TXFER00099	SVC8000 BUILDINGS	Structures and Improvement	\$0	\$0	\$0	468	0.00%	\$0	\$24,957	\$26,118
320	TXFER00099	SVC8000 BUILDINGS	Structures and Improvement	\$0	\$0	\$0	468	0.00%	\$0	\$43,922	\$45,965
321	TXFER00099	SVC8000 BUILDINGS	Structures and Improvement	\$0	\$2	\$13	468	0.00%	\$0	\$25,187	\$26,350
322	TXFER00099	SVC8000 PAVEMENTS,ROADS,WALKS,CURBS (100 SQ	Structures and Improvement	\$0	\$5	\$33	468	0.00%	\$0	\$64,075	\$67,056
323	TXFER00099	SVC8000 BUILDINGS	Structures and Improvement	\$0	\$0	\$0	468	0.00%	\$0	\$132,770	\$138,945
324	TXFER00099	SVC8000 BUILDINGS	Structures and Improvement	\$0	\$2	\$11	468	0.00%	\$0	\$18,078	\$18,919

THE NARRAGANSETT ELECTRIC COMPANY
d/b/a NATIONAL GRID
RIPUC Docket Nos. 4770/4780
Compliance Attachment 3
Workpaper 6e
Page 30 of 60

The Narragansett Electric Company db/a National Grid
Service Company Reimbursements
Service Company Capital for Facilities allocated to Operating Companies as Rent Expense
For the Rate Year ended August 31, 2020

27.32% 09/01/2019 08/31/2020 27.32% 8.23%

Line	Work order	estimation N	Project Description	Account Description	Average Balance	Cash Tax	09/01/2019 Balance	08/31/2020 Balance	Average Balance	Book Tax	Cash to Book Tax Difference	Return on Accum Taxes
271	ITXFER00099	SV8C8000	FENCE	Structures and Improvements	\$1,262	\$345	\$2,238	\$2,238	\$2,238	\$611	(\$266)	(\$22)
272	ITXFER00099	SV8C8000	PAVEMENTS,ROADS,WALKS,CURBS (100 SQ	Structures and Improvements	\$667	\$182	\$1,182	\$1,182	\$1,182	\$323	(\$141)	(\$12)
273	ITXFER00099	SV8C8000	FENCE	Structures and Improvements	\$193	\$53	\$342	\$342	\$342	\$93	(\$41)	(\$3)
274	ITXFER00099	SV8C8000	FENCE	Structures and Improvements	\$4,831	\$1,320	\$8,563	\$8,563	\$8,563	\$2,340	(\$1,020)	(\$84)
275	ITXFER00099	SV8C8000	LANDSCAPING	Structures and Improvements	\$546	\$149	\$968	\$968	\$968	\$264	(\$115)	(\$9)
276	ITXFER00099	SV8C8000	PAVEMENTS,ROADS,WALKS,CURBS (100 SQ	Structures and Improvements	\$14,275	\$3,900	\$25,306	\$25,306	\$25,306	\$6,913	(\$3,014)	(\$248)
277	ITXFER00099	SV8C8000	YARD LIGHTING	Structures and Improvements	\$132	\$36	\$235	\$235	\$235	\$64	(\$28)	(\$2)
278	ITXFER00099	SV8C8000	FENCE	Structures and Improvements	\$980	\$268	\$1,738	\$1,738	\$1,738	\$475	(\$207)	(\$17)
279	ITXFER00099	SV8C8000	BUILDINGS	Structures and Improvements	\$513	\$140	\$910	\$910	\$910	\$249	(\$108)	(\$9)
280	ITXFER00099	SV8C8000	FENCE	Structures and Improvements	\$1,183	\$323	\$2,098	\$2,098	\$2,098	\$573	(\$250)	(\$21)
281	ITXFER00099	SV8C8000	FENCE	Structures and Improvements	\$651	\$178	\$1,154	\$1,154	\$1,154	\$315	(\$137)	(\$11)
282	ITXFER00099	SV8C8000	PAVEMENTS,ROADS,WALKS,CURBS (100 SQ	Structures and Improvements	\$580	\$158	\$1,028	\$1,028	\$1,028	\$281	(\$122)	(\$10)
283	ITXFER00099	SV8C8000	BUILDINGS	Structures and Improvements	\$313	\$86	\$555	\$555	\$555	\$152	(\$66)	(\$5)
284	ITXFER00099	SV8C8000	PAVEMENTS,ROADS,WALKS,CURBS (100 SQ	Structures and Improvements	\$1,303	\$356	\$2,310	\$2,310	\$2,310	\$631	(\$275)	(\$23)
285	ITXFER00099	SV8C8000	FENCE	Structures and Improvements	\$147	\$40	\$261	\$261	\$261	\$71	(\$31)	(\$3)
286	ITXFER00099	SV8C8000	FENCE	Structures and Improvements	\$884	\$241	\$1,566	\$1,566	\$1,566	\$428	(\$187)	(\$15)
287	ITXFER00099	SV8C8000	BUILDINGS	Structures and Improvements	\$26,782	\$7,317	\$47,478	\$47,478	\$47,478	\$12,971	(\$5,654)	(\$465)
288	ITXFER00099	SV8C8000	FENCE	Structures and Improvements	\$1,813	\$495	\$3,214	\$3,214	\$3,214	\$878	(\$383)	(\$31)
289	ITXFER00099	SV8C8000	BUILDINGS	Structures and Improvements	\$35	\$9	\$61	\$61	\$61	\$17	(\$7)	(\$1)
290	ITXFER00099	SV8C8000	LANDSCAPING	Structures and Improvements	\$374	\$102	\$663	\$663	\$663	\$181	(\$79)	(\$7)
291	ITXFER00099	SV8C8000	PAVEMENTS,ROADS,WALKS,CURBS (100 SQ	Structures and Improvements	\$686	\$188	\$1,217	\$1,217	\$1,217	\$332	(\$145)	(\$12)
292	ITXFER00099	SV8C8000	BUILDINGS	Structures and Improvements	\$5,409	\$1,478	\$9,589	\$9,589	\$9,589	\$2,620	(\$1,442)	(\$94)
293	ITXFER00099	SV8C8000	PAVEMENTS,ROADS,WALKS,CURBS (100 SQ	Structures and Improvements	\$70	\$19	\$125	\$125	\$125	\$34	(\$15)	(\$1)
294	ITXFER00099	SV8C8000	BUILDINGS	Structures and Improvements	\$1,120	\$306	\$1,986	\$1,986	\$1,986	\$543	(\$236)	(\$19)
295	ITXFER00099	SV8C8000	LANDSCAPING	Structures and Improvements	\$2,350	\$642	\$4,166	\$4,166	\$4,166	\$1,138	(\$496)	(\$41)
296	ITXFER00099	SV8C8000	FENCE	Structures and Improvements	\$8,807	\$2,406	\$15,612	\$15,612	\$15,612	\$4,265	(\$1,859)	(\$153)
297	ITXFER00099	SV8C8000	PAVEMENTS,ROADS,WALKS,CURBS (100 SQ	Structures and Improvements	\$14,743	\$4,028	\$26,136	\$26,136	\$26,136	\$7,140	(\$3,112)	(\$256)
298	ITXFER00099	SV8C8000	BUILDINGS	Structures and Improvements	\$2,762	\$754	\$4,896	\$4,896	\$4,896	\$1,337	(\$583)	(\$48)
299	ITXFER00099	SV8C8000	BUILDINGS	Structures and Improvements	\$507	\$139	\$899	\$899	\$899	\$246	(\$107)	(\$9)
300	ITXFER00099	SV8C8000	BUILDINGS	Structures and Improvements	\$22,404	\$6,121	\$39,717	\$39,717	\$39,717	\$10,851	(\$4,730)	(\$389)
301	ITXFER00099	SV8C8000	PAVEMENTS,ROADS,WALKS,CURBS (100 SQ	Structures and Improvements	\$13,029	\$3,560	\$23,097	\$23,097	\$23,097	\$6,310	(\$2,751)	(\$226)
302	ITXFER00099	SV8C8000	BUILDINGS	Structures and Improvements	\$46,516	\$12,708	\$82,461	\$82,461	\$82,461	\$22,528	(\$9,820)	(\$808)
303	ITXFER00099	SV8C8000	DRAINAGE SYSTEM - OUTSIDE	Structures and Improvements	\$2,821	\$771	\$5,000	\$5,000	\$5,000	\$1,366	(\$595)	(\$49)
304	ITXFER00099	SV8C8000	FENCE	Structures and Improvements	\$1,128	\$308	\$2,000	\$2,000	\$2,000	\$546	(\$238)	(\$20)
305	ITXFER00099	SV8C8000	BUILDINGS	Structures and Improvements	\$4,621	\$1,263	\$8,192	\$8,192	\$8,192	\$2,238	(\$976)	(\$80)
306	ITXFER00099	SV8C8000	FENCE	Structures and Improvements	\$522	\$143	\$925	\$925	\$925	\$253	(\$110)	(\$9)
307	ITXFER00099	SV8C8000	YARD LIGHTING	Structures and Improvements	\$986	\$269	\$1,748	\$1,748	\$1,748	\$478	(\$208)	(\$17)
308	ITXFER00099	SV8C8000	HVAC SYSTEM INTRA-SITE	Structures and Improvements	\$3,237	\$884	\$5,738	\$5,738	\$5,738	\$1,568	(\$683)	(\$56)
309	ITXFER00099	SV8C8000	BUILDINGS	Structures and Improvements	\$289	\$79	\$512	\$512	\$512	\$140	(\$61)	(\$5)
310	ITXFER00099	SV8C8000	BUILDINGS	Structures and Improvements	\$5,352	\$1,462	\$9,487	\$9,487	\$9,487	\$2,592	(\$1,130)	(\$93)
311	ITXFER00099	SV8C8000	BUILDINGS	Structures and Improvements	\$35,169	\$9,608	\$62,345	\$62,345	\$62,345	\$17,033	(\$7,424)	(\$61)
312	ITXFER00099	SV8C8000	BUILDINGS	Structures and Improvements	\$66,023	\$18,038	\$117,041	\$117,041	\$117,041	\$31,976	(\$13,938)	(\$1,147)
313	ITXFER00099	SV8C8000	BUILDINGS	Structures and Improvements	\$38,782	\$7,847	\$50,918	\$50,918	\$50,918	\$13,911	(\$6,064)	(\$499)
314	ITXFER00099	SV8C8000	BUILDINGS	Structures and Improvements	\$378,584	\$103,428	\$671,122	\$671,122	\$671,122	\$183,351	(\$79,922)	(\$6,578)
315	ITXFER00099	SV8C8000	BUILDINGS	Structures and Improvements	\$2,783	\$760	\$4,934	\$4,934	\$4,934	\$1,348	(\$588)	(\$48)
316	ITXFER00099	SV8C8000	BUILDINGS	Structures and Improvements	\$3,908	\$1,068	\$6,927	\$6,927	\$6,927	\$1,892	(\$825)	(\$68)
317	ITXFER00099	SV8C8000	BUILDINGS	Structures and Improvements	\$13,053	\$3,566	\$23,139	\$23,139	\$23,139	\$6,322	(\$2,756)	(\$227)
318	ITXFER00099	SV8C8000	BUILDINGS	Structures and Improvements	\$1,510	\$412	\$2,676	\$2,676	\$2,676	\$731	(\$319)	(\$26)
319	ITXFER00099	SV8C8000	BUILDINGS	Structures and Improvements	\$25,337	\$6,977	\$45,270	\$45,270	\$45,270	\$12,368	(\$5,391)	(\$444)
320	ITXFER00099	SV8C8000	BUILDINGS	Structures and Improvements	\$44,944	\$12,279	\$79,673	\$79,673	\$79,673	\$21,767	(\$9,448)	(\$781)
321	ITXFER00099	SV8C8000	BUILDINGS	Structures and Improvements	\$25,773	\$7,041	\$45,688	\$45,688	\$45,688	\$12,482	(\$5,441)	(\$448)
322	ITXFER00099	SV8C8000	PAVEMENTS,ROADS,WALKS,CURBS (100 SQ	Structures and Improvements	\$65,566	\$17,913	\$116,230	\$116,230	\$116,230	\$31,754	(\$13,841)	(\$1,139)
323	ITXFER00099	SV8C8000	BUILDINGS	Structures and Improvements	\$135,857	\$37,116	\$240,838	\$240,838	\$240,838	\$65,797	(\$28,681)	(\$2,360)
324	ITXFER00099	SV8C8000	BUILDINGS	Structures and Improvements	\$18,498	\$5,054	\$32,793	\$32,793	\$32,793	\$8,959	(\$3,905)	(\$321)

THE NARRAGANSETT ELECTRIC COMPANY
d/b/a NATIONAL GRID
RIPUC Docket Nos. 4770/4780
Compliance Attachment 3
Workpaper 6e
Page 31 of 60

The Narragansett Electric Company d/b/a National Grid
Service Company Reimb
Service Company Capital for Facilities allocated to Operating Companies as Rent Expense
For the Rate Year ended August 31, 2020

Line	Work order	estment N:	Project Description	Account Description	Bill Pool	Date	In Service	Amortizati	Inception to	Adjustments	HTY Spend
						Date	on Period	Date \$			
325	ITXFER00099	SVC8000	PAVEMENTS,ROADS,WALKS,CURBS (100 SQ	Structures and Improvement	J139	07/01/92	120	\$156,322	\$0	\$156,322	
326	ITXFER00099	SVC8000	BUILDINGS	Structures and Improvement	J114	07/01/93	120	\$160,122	\$0	\$160,122	
327	ITXFER00099	SVC8000	COMMUNICATION SYSTEM INTRA-SITE	Structures and Improvement	J135	07/01/93	120	\$5,337	\$0	\$5,337	
328	ITXFER00099	SVC8000	BUILDINGS	Structures and Improvement	J114	07/01/94	120	\$55,103	\$0	\$55,103	
329	ITXFER00099	SVC8000	BUILDINGS	Structures and Improvement	J135	07/01/94	120	\$13,154	\$0	\$13,154	
330	ITXFER00099	SVC8000	BUILDINGS	Structures and Improvement	J139	07/01/94	120	\$1,633	\$0	\$1,633	
331	ITXFER00099	SVC8000	BUILDINGS	Structures and Improvement	J114	07/01/95	120	\$41,066	\$0	\$41,066	
332	ITXFER00099	SVC8000	FENCE	Structures and Improvement	J114	07/01/95	120	\$3,926	\$0	\$3,926	
333	ITXFER00099	SVC8000	BUILDINGS	Structures and Improvement	J114	07/01/96	120	\$325,522	\$0	\$325,522	
334	ITXFER00099	SVC8000	SECURITY SYSTEM	Structures and Improvement	J114	07/01/96	120	\$1,637	\$0	\$1,637	
335	ITXFER00099	SVC8000	YARD LIGHTING	Structures and Improvement	J114	07/01/96	120	\$5,326	\$0	\$5,326	
336	ITXFER00099	SVC8000	BUILDINGS	Structures and Improvement	J135	07/01/96	120	\$89,703	\$0	\$89,703	
337	ITXFER00099	SVC8000	BUILDINGS	Structures and Improvement	J114	07/01/97	120	\$171,164	\$0	\$171,164	
338	ITXFER00099	SVC8000	BUILDINGS	Structures and Improvement	J114	07/01/97	120	\$1,364	\$0	\$1,364	
339	ITXFER00099	SVC8000	BUILDINGS	Structures and Improvement	J135	07/01/97	120	\$410,128	\$0	\$410,128	
340	ITXFER00099	SVC8000	BUILDINGS	Structures and Improvement	J135	07/01/98	120	\$629,697	\$0	\$629,697	
341	ITXFER00099	SVC8000	BUILDINGS	Structures and Improvement	J114	07/01/99	120	\$109,547	\$0	\$109,547	
342	ITXFER00099	SVC8000	BUILDINGS	Structures and Improvement	J114	07/01/00	120	\$3,258	\$0	\$3,258	
343	ITXFER00099	SVC8000	SIGNS	Structures and Improvement	J114	07/01/00	120	\$10,643	\$0	\$10,643	
344	ITXFER00099	SVC8000	BUILDINGS	Structures and Improvement	J135	07/01/00	120	\$13,102	\$0	\$13,102	
345	ITXFER00099	SVC8000	PAVEMENTS,ROADS,WALKS,CURBS (100 SQ	Structures and Improvement	J135	07/01/00	120	\$23,315	\$0	\$23,315	
346	ITXFER00099	SVC8000	SIGNS	Structures and Improvement	J135	07/01/00	120	\$10,643	\$0	\$10,643	
347	ITXFER00099	SVC8000	SIGNS	Structures and Improvement	J139	07/01/00	120	\$10,643	\$0	\$10,643	
348	ITXFER00099	SVC8000	BUILDINGS	Structures and Improvement	J114	12/31/01	120	\$773,791	\$0	\$773,791	
349	ITXFER00099	SVC8000	LANDSCAPING	Structures and Improvement	J114	12/31/01	120	\$138,328	\$0	\$138,328	
350	ITXFER00099	SVC8000	BUILDINGS	Structures and Improvement	J135	12/31/01	120	\$141,361	\$0	\$141,361	
351	ITXFER00099	SVC8000	SECURITY SYSTEM	Structures and Improvement	J139	03/31/02	120	\$37,149	\$0	\$37,149	
352	ITXFER00099	SVC8000	BUILDINGS	Structures and Improvement	J135	04/30/02	120	\$554,929	\$0	\$554,929	
353	ITXFER00099	SVC8000	SECURITY SYSTEM	Structures and Improvement	J139	04/30/02	120	\$67,855	\$0	\$67,855	
354	ITXFER00099	SVC8000	SECURITY SYSTEM	Structures and Improvement	J139	05/31/02	120	\$30,801	\$0	\$30,801	
355	ITXFER00099	SVC8000	PAVEMENTS,ROADS,WALKS,CURBS (100 SQ	Structures and Improvement	J139	11/25/02	120	\$1,641	\$0	\$1,641	
356	ITXFER00099	SVC8000	BUILDINGS	Structures and Improvement	J063	12/06/02	120	\$34,298	\$0	\$34,298	
357	ITXFER00099	SVC8000	BUILDINGS	Structures and Improvement	J114	12/31/02	120	\$1,250	\$0	\$1,250	
358	ITXFER00099	SVC8000	SECURITY SYSTEM	Structures and Improvement	J139	01/31/03	120	\$1,257	\$0	\$1,257	
359	ITXFER00099	SVC8000	BUILDINGS	Structures and Improvement	J139	09/21/03	120	\$19,174	\$0	\$19,174	
360	ITXFER00099	SVC8000	BUILDINGS	Structures and Improvement	J114	12/29/03	120	\$63,100	\$0	\$63,100	
361	ITXFER00099	SVC8000	BUILDINGS	Structures and Improvement	J114	12/31/03	120	\$483,123	\$0	\$483,123	
362	ITXFER00099	SVC8000	BUILDINGS	Structures and Improvement	J063	03/04/04	120	\$41,145	\$0	\$41,145	
363	ITXFER00099	SVC8000	BUILDINGS	Structures and Improvement	J063	05/20/04	120	\$1,280	\$0	\$1,280	
364	ITXFER00099	SVC8000	BUILDINGS	Structures and Improvement	J135	06/09/04	120	\$3,922	\$0	\$3,922	
365	ITXFER00099	SVC8000	BUILDINGS	Structures and Improvement	J135	06/14/04	120	\$4,269	\$0	\$4,269	
366	ITXFER00099	SVC8000	BUILDINGS	Structures and Improvement	J135	09/29/04	120	\$8,971	\$0	\$8,971	
367	ITXFER00099	SVC8000	BUILDINGS	Structures and Improvement	J135	11/10/04	120	\$58	\$0	\$58	
368	ITXFER00099	SVC8000	BUILDINGS	Structures and Improvement	J135	11/24/04	120	\$209	\$0	\$209	
369	ITXFER00099	SVC8000	BUILDINGS	Structures and Improvement	J114	12/10/04	120	\$45,339	\$0	\$45,339	
370	ITXFER00099	SVC8000	SECURITY SYSTEM	Structures and Improvement	J139	12/17/04	120	\$9,514	\$0	\$9,514	
371	ITXFER00099	SVC8000	SECURITY SYSTEM	Structures and Improvement	J139	12/17/04	120	\$34,502	\$0	\$34,502	
372	ITXFER00099	SVC8000	SECURITY SYSTEM	Structures and Improvement	J135	12/30/04	120	\$32,070	\$0	\$32,070	
373	ITXFER00099	SVC8000	BUILDINGS	Structures and Improvement	J139	12/31/04	120	\$1,394	\$0	\$1,394	
374	ITXFER00099	SVC8000	BUILDINGS	Structures and Improvement	J063	12/31/04	120	\$3,780	\$0	\$3,780	
375	ITXFER00099	SVC8000	PLATEFORM (EA)	Structures and Improvement	J114	03/30/05	120	\$4,010	\$0	\$4,010	
376	ITXFER00099	SVC8000	HVAC SYSTEM INTRA-SITE	Structures and Improvement	J135	05/01/05	120	\$9,007	\$0	\$9,007	
377	ITXFER00099	SVC8000	BUILDINGS	Structures and Improvement	J135	05/25/05	120	\$1,570	\$0	\$1,570	
378	ITXFER00099	SVC8000	BUILDINGS	Structures and Improvement	J114	08/08/05	120	\$2,690	\$0	\$2,690	

THE NARRAGANSETT ELECTRIC COMPANY
d/b/a NATIONAL GRID
RIPUC Docket Nos. 4770/4780
Compliance Attachment 3
Workpaper 6e
Page 32 of 60

The Narragansett Electric Company d/b/a National Grid
Service Company Rents
Service Company Capital for Facilities allocated to Operating Companies as Rent Expense
For the Rate Year ended August 31, 2020

09/01/19 08/31/20 8.2300%

Line	Work order	estment N:	Project Description	NECO	09/01/2019	08/31/2020	Average	Service Co	Year Return	Return on
			Account Description		Balance	Balance	Balance	Return	Accum	Taxes
325	TXFER00099	SVG8000	PAVEMENTS,ROADS,WALKS,CURBS (100 SQ	Structures and Improvements	NO	\$0	\$0	8.23%	\$0	\$1,552
326	TXFER00099	SVG8000	BUILDINGS	Structures and Improvements	NO	\$0	\$0	8.23%	\$0	\$1,569
327	TXFER00099	SVG8000	COMMUNICATION SYSTEM INTRA-SITE	Structures and Improvements	YES	\$0	\$0	8.23%	\$0	\$52
328	TXFER00099	SVG8000	BUILDINGS	Structures and Improvements	NO	\$0	\$0	8.23%	\$0	\$540
329	TXFER00099	SVG8000	BUILDINGS	Structures and Improvements	YES	\$0	\$0	8.23%	\$0	\$129
330	TXFER00099	SVG8000	BUILDINGS	Structures and Improvements	YES	\$0	\$0	8.23%	\$0	\$16
331	TXFER00099	SVG8000	BUILDINGS	Structures and Improvements	NO	\$0	\$0	8.23%	\$0	\$402
332	TXFER00099	SVG8000	FENCE	Structures and Improvements	NO	\$0	\$0	8.23%	\$0	\$38
333	TXFER00099	SVG8000	BUILDINGS	Structures and Improvements	NO	\$0	\$0	8.23%	\$0	\$3,190
334	TXFER00099	SVG8000	SECURITY SYSTEM	Structures and Improvements	NO	\$0	\$0	8.23%	\$0	\$16
335	TXFER00099	SVG8000	YARD LIGHTING	Structures and Improvements	NO	\$0	\$0	8.23%	\$0	\$52
336	TXFER00099	SVG8000	BUILDINGS	Structures and Improvements	YES	\$0	\$0	8.23%	\$0	\$879
337	TXFER00099	SVG8000	BUILDINGS	Structures and Improvements	NO	\$0	\$0	8.23%	\$0	\$1,678
338	TXFER00099	SVG8000	BUILDINGS	Structures and Improvements	NO	\$0	\$0	8.23%	\$0	\$13
339	TXFER00099	SVG8000	BUILDINGS	Structures and Improvements	YES	\$0	\$0	8.23%	\$0	\$4,020
340	TXFER00099	SVG8000	BUILDINGS	Structures and Improvements	YES	\$0	\$0	8.23%	\$0	\$6,172
341	TXFER00099	SVG8000	BUILDINGS	Structures and Improvements	NO	\$0	\$0	8.23%	\$0	\$1,137
342	TXFER00099	SVG8000	BUILDINGS	Structures and Improvements	NO	\$0	\$0	8.23%	\$0	\$36
343	TXFER00099	SVG8000	SIGNS	Structures and Improvements	NO	\$0	\$0	8.23%	\$0	\$117
344	TXFER00099	SVG8000	BUILDINGS	Structures and Improvements	YES	\$0	\$0	8.23%	\$0	\$144
345	TXFER00099	SVG8000	PAVEMENTS,ROADS,WALKS,CURBS (100 SQ	Structures and Improvements	YES	\$0	\$0	8.23%	\$0	\$255
346	TXFER00099	SVG8000	SIGNS	Structures and Improvements	YES	\$0	\$0	8.23%	\$0	\$117
347	TXFER00099	SVG8000	BUILDINGS	Structures and Improvements	YES	\$0	\$0	8.23%	\$0	\$117
348	TXFER00099	SVG8000	BUILDINGS	Structures and Improvements	NO	\$0	\$0	8.23%	\$0	\$5,046
349	TXFER00099	SVG8000	LANDSCAPING	Structures and Improvements	NO	\$0	\$0	8.23%	\$0	\$902
350	TXFER00099	SVG8000	BUILDINGS	Structures and Improvements	YES	\$0	\$0	8.23%	\$0	\$922
351	TXFER00099	SVG8000	SECURITY SYSTEM	Structures and Improvements	YES	\$0	\$0	8.23%	\$0	\$242
352	TXFER00099	SVG8000	BUILDINGS	Structures and Improvements	YES	\$0	\$0	8.23%	\$0	\$3,619
353	TXFER00099	SVG8000	SECURITY SYSTEM	Structures and Improvements	YES	\$0	\$0	8.23%	\$0	\$442
354	TXFER00099	SVG8000	SECURITY SYSTEM	Structures and Improvements	YES	\$0	\$0	8.23%	\$0	\$201
355	TXFER00099	SVG8000	PAVEMENTS,ROADS,WALKS,CURBS (100 SQ	Structures and Improvements	YES	\$0	\$0	8.23%	\$0	\$11
356	TXFER00099	SVG8000	BUILDINGS	Structures and Improvements	YES	\$0	\$0	8.23%	\$0	\$234
357	TXFER00099	SVG8000	BUILDINGS	Structures and Improvements	NO	\$0	\$0	8.23%	\$0	\$9
358	TXFER00099	SVG8000	SECURITY SYSTEM	Structures and Improvements	YES	\$0	\$0	8.23%	\$0	\$9
359	TXFER00099	SVG8000	BUILDINGS	Structures and Improvements	YES	\$0	\$0	8.23%	\$0	\$137
360	TXFER00099	SVG8000	BUILDINGS	Structures and Improvements	NO	\$0	\$0	8.23%	\$0	\$451
361	TXFER00099	SVG8000	BUILDINGS	Structures and Improvements	NO	\$0	\$0	8.23%	\$0	\$3,450
362	TXFER00099	SVG8000	BUILDINGS	Structures and Improvements	YES	\$0	\$0	8.23%	\$0	\$294
363	TXFER00099	SVG8000	BUILDINGS	Structures and Improvements	YES	\$0	\$0	8.23%	\$0	\$9
364	TXFER00099	SVG8000	BUILDINGS	Structures and Improvements	YES	\$0	\$0	8.23%	\$0	\$28
365	TXFER00099	SVG8000	BUILDINGS	Structures and Improvements	YES	\$0	\$0	8.23%	\$0	\$30
366	TXFER00099	SVG8000	BUILDINGS	Structures and Improvements	YES	\$0	\$0	8.23%	\$0	\$67
367	TXFER00099	SVG8000	BUILDINGS	Structures and Improvements	YES	\$0	\$0	8.23%	\$0	\$2
368	TXFER00099	SVG8000	BUILDINGS	Structures and Improvements	YES	\$0	\$0	8.23%	\$0	\$338
369	TXFER00099	SVG8000	BUILDINGS	Structures and Improvements	NO	\$0	\$0	8.23%	\$0	\$71
370	TXFER00099	SVG8000	SECURITY SYSTEM	Structures and Improvements	YES	\$0	\$0	8.23%	\$0	\$257
371	TXFER00099	SVG8000	SECURITY SYSTEM	Structures and Improvements	YES	\$0	\$0	8.23%	\$0	\$239
372	TXFER00099	SVG8000	SECURITY SYSTEM	Structures and Improvements	YES	\$0	\$0	8.23%	\$0	\$10
373	TXFER00099	SVG8000	BUILDINGS	Structures and Improvements	YES	\$0	\$0	8.23%	\$0	\$28
374	TXFER00099	SVG8000	BUILDINGS	Structures and Improvements	YES	\$0	\$0	8.23%	\$0	\$28
375	TXFER00099	SVG8000	HVAC SYSTEM INTRA-SITE	Structures and Improvements	NO	\$0	\$0	8.23%	\$0	\$30
376	TXFER00099	SVG8000	BUILDINGS	Structures and Improvements	YES	\$0	\$0	8.23%	\$0	\$67
377	TXFER00099	SVG8000	BUILDINGS	Structures and Improvements	YES	\$0	\$0	8.23%	\$0	\$12
378	TXFER00099	SVG8000	BUILDINGS	Structures and Improvements	NO	\$0	\$0	8.23%	\$0	\$20

The Narragansett Electric Company d/b/a National Grid
Service Company Rents
Service Company Capital for Facilities allocated to Operating Companies as Rent Expense
For the Rate Year ended August 31, 2020

Gas

Line	Work order	estment N:	Project Description	Account Description	Total Return	Year	Amortization	Test Year		NECO G	Rent -	NECO G	Rent -	NECO G	Distribution	Allocation	Test Year	Rent Return
								Allocation	Return									
325	TXFER00099	SVC8000	PA VEMENTS,ROADS,WALKS,CURBS (100 SQ	Structures and Improvement	\$1,532	\$0	\$0	1.5316%	\$23	\$0	\$0	3.7985%	\$58					
326	TXFER00099	SVC8000	BUILDINGS	Structures and Improvement	\$1,569	\$0	\$0	6.2600%	\$98	\$0	\$0	0.0000%	\$0					
327	TXFER00099	SVC8000	COMMUNICATION SYSTEM INTRA-SITE	Structures and Improvement	\$52	\$0	\$0	1.6673%	\$1	\$0	\$0	3.9277%	\$2					
328	TXFER00099	SVC8000	BUILDINGS	Structures and Improvement	\$540	\$0	\$0	6.2600%	\$34	\$0	\$0	0.0000%	\$0					
329	TXFER00099	SVC8000	BUILDINGS	Structures and Improvement	\$129	\$0	\$0	1.6673%	\$2	\$0	\$0	3.9277%	\$4					
330	TXFER00099	SVC8000	BUILDINGS	Structures and Improvement	\$16	\$0	\$0	1.5316%	\$0	\$0	\$0	3.7985%	\$1					
331	TXFER00099	SVC8000	BUILDINGS	Structures and Improvement	\$402	\$0	\$0	6.2600%	\$25	\$0	\$0	0.0000%	\$0					
332	TXFER00099	SVC8000	FENCE	Structures and Improvement	\$38	\$0	\$0	6.2600%	\$2	\$0	\$0	0.0000%	\$0					
333	TXFER00099	SVC8000	BUILDINGS	Structures and Improvement	\$3,190	\$0	\$0	6.2600%	\$200	\$0	\$0	0.0000%	\$0					
334	TXFER00099	SVC8000	SECURITY SYSTEM	Structures and Improvement	\$16	\$0	\$0	6.2600%	\$1	\$0	\$0	0.0000%	\$0					
335	TXFER00099	SVC8000	YARD LIGHTING	Structures and Improvement	\$52	\$0	\$0	6.2600%	\$3	\$0	\$0	0.0000%	\$0					
336	TXFER00099	SVC8000	BUILDINGS	Structures and Improvement	\$879	\$0	\$0	1.6673%	\$15	\$0	\$0	3.9277%	\$30					
337	TXFER00099	SVC8000	BUILDINGS	Structures and Improvement	\$1,678	\$0	\$0	6.2600%	\$105	\$0	\$0	0.0000%	\$0					
338	TXFER00099	SVC8000	BUILDINGS	Structures and Improvement	\$13	\$0	\$0	6.2600%	\$1	\$0	\$0	0.0000%	\$0					
339	TXFER00099	SVC8000	BUILDINGS	Structures and Improvement	\$4,020	\$0	\$0	1.6673%	\$67	\$0	\$0	3.9277%	\$136					
340	TXFER00099	SVC8000	BUILDINGS	Structures and Improvement	\$6,172	\$0	\$0	1.6673%	\$103	\$0	\$0	3.9277%	\$209					
341	TXFER00099	SVC8000	BUILDINGS	Structures and Improvement	\$1,137	\$0	\$0	6.2600%	\$71	\$0	\$0	0.0000%	\$0					
342	TXFER00099	SVC8000	BUILDINGS	Structures and Improvement	\$36	\$0	\$0	6.2600%	\$2	\$0	\$0	0.0000%	\$0					
343	TXFER00099	SVC8000	SIGNS	Structures and Improvement	\$117	\$0	\$0	6.2600%	\$7	\$0	\$0	0.0000%	\$0					
344	TXFER00099	SVC8000	BUILDINGS	Structures and Improvement	\$144	\$0	\$0	1.6673%	\$2	\$0	\$0	3.9277%	\$5					
345	TXFER00099	SVC8000	PA VEMENTS,ROADS,WALKS,CURBS (100 SQ	Structures and Improvement	\$255	\$0	\$0	1.6673%	\$4	\$0	\$0	3.9277%	\$9					
346	TXFER00099	SVC8000	SIGNS	Structures and Improvement	\$117	\$0	\$0	1.6673%	\$2	\$0	\$0	3.9277%	\$4					
347	TXFER00099	SVC8000	SIGNS	Structures and Improvement	\$5,046	\$0	\$0	1.5316%	\$2	\$0	\$0	3.7985%	\$4					
348	TXFER00099	SVC8000	BUILDINGS	Structures and Improvement	\$92	\$0	\$0	6.2600%	\$316	\$0	\$0	0.0000%	\$0					
349	TXFER00099	SVC8000	LANDSCAPING	Structures and Improvement	\$92	\$0	\$0	6.2600%	\$56	\$0	\$0	0.0000%	\$0					
350	TXFER00099	SVC8000	BUILDINGS	Structures and Improvement	\$922	\$0	\$0	1.6673%	\$15	\$0	\$0	3.9277%	\$31					
351	TXFER00099	SVC8000	SECURITY SYSTEM	Structures and Improvement	\$242	\$0	\$0	1.5316%	\$4	\$0	\$0	3.7985%	\$9					
352	TXFER00099	SVC8000	BUILDINGS	Structures and Improvement	\$3,619	\$0	\$0	1.6673%	\$60	\$0	\$0	3.9277%	\$123					
353	TXFER00099	SVC8000	SECURITY SYSTEM	Structures and Improvement	\$442	\$0	\$0	1.5316%	\$7	\$0	\$0	3.7985%	\$17					
354	TXFER00099	SVC8000	SECURITY SYSTEM	Structures and Improvement	\$201	\$0	\$0	1.5316%	\$3	\$0	\$0	3.7985%	\$8					
355	TXFER00099	SVC8000	PA VEMENTS,ROADS,WALKS,CURBS (100 SQ	Structures and Improvement	\$11	\$0	\$0	1.5316%	\$0	\$0	\$0	3.7985%	\$0					
356	TXFER00099	SVC8000	BUILDINGS	Structures and Improvement	\$234	\$0	\$0	4.0899%	\$10	\$0	\$0	9.6901%	\$23					
357	TXFER00099	SVC8000	BUILDINGS	Structures and Improvement	\$9	\$0	\$0	6.2600%	\$1	\$0	\$0	0.0000%	\$0					
358	TXFER00099	SVC8000	SECURITY SYSTEM	Structures and Improvement	\$137	\$0	\$0	1.5316%	\$0	\$0	\$0	3.7985%	\$0					
359	TXFER00099	SVC8000	BUILDINGS	Structures and Improvement	\$451	\$0	\$0	1.5316%	\$2	\$0	\$0	3.7985%	\$5					
360	TXFER00099	SVC8000	BUILDINGS	Structures and Improvement	\$3,450	\$0	\$0	6.2600%	\$28	\$0	\$0	0.0000%	\$0					
361	TXFER00099	SVC8000	BUILDINGS	Structures and Improvement	\$294	\$0	\$0	4.0899%	\$216	\$0	\$0	0.0000%	\$0					
362	TXFER00099	SVC8000	BUILDINGS	Structures and Improvement	\$9	\$0	\$0	4.0899%	\$12	\$0	\$0	9.6901%	\$28					
363	TXFER00099	SVC8000	BUILDINGS	Structures and Improvement	\$28	\$0	\$0	4.0899%	\$0	\$0	\$0	9.6901%	\$1					
364	TXFER00099	SVC8000	BUILDINGS	Structures and Improvement	\$30	\$0	\$0	1.6673%	\$0	\$0	\$0	3.9277%	\$1					
365	TXFER00099	SVC8000	BUILDINGS	Structures and Improvement	\$50	\$0	\$0	1.6673%	\$1	\$0	\$0	3.9277%	\$1					
366	TXFER00099	SVC8000	BUILDINGS	Structures and Improvement	\$67	\$0	\$0	1.6673%	\$1	\$0	\$0	3.9277%	\$2					
367	TXFER00099	SVC8000	BUILDINGS	Structures and Improvement	\$0	\$0	\$0	1.6673%	\$0	\$0	\$0	3.9277%	\$0					
368	TXFER00099	SVC8000	BUILDINGS	Structures and Improvement	\$338	\$0	\$0	6.2600%	\$21	\$0	\$0	0.0000%	\$0					
369	TXFER00099	SVC8000	BUILDINGS	Structures and Improvement	\$71	\$0	\$0	1.5316%	\$1	\$0	\$0	3.7985%	\$3					
370	TXFER00099	SVC8000	SECURITY SYSTEM	Structures and Improvement	\$257	\$0	\$0	1.5316%	\$4	\$0	\$0	3.7985%	\$10					
371	TXFER00099	SVC8000	SECURITY SYSTEM	Structures and Improvement	\$239	\$0	\$0	1.6673%	\$4	\$0	\$0	3.9277%	\$8					
372	TXFER00099	SVC8000	SECURITY SYSTEM	Structures and Improvement	\$10	\$0	\$0	1.5316%	\$0	\$0	\$0	3.7985%	\$0					
373	TXFER00099	SVC8000	BUILDINGS	Structures and Improvement	\$28	\$0	\$0	4.0899%	\$1	\$0	\$0	9.6901%	\$3					
374	TXFER00099	SVC8000	PLATFORM (EA)	Structures and Improvement	\$30	\$0	\$0	6.2600%	\$2	\$0	\$0	0.0000%	\$0					
375	TXFER00099	SVC8000	HVAC SYSTEM INTRA-SITE	Structures and Improvement	\$67	\$0	\$0	1.6673%	\$1	\$0	\$0	3.9277%	\$0					
376	TXFER00099	SVC8000	BUILDINGS	Structures and Improvement	\$12	\$0	\$0	1.6673%	\$0	\$0	\$0	3.9277%	\$0					
377	TXFER00099	SVC8000	BUILDINGS	Structures and Improvement	\$20	\$0	\$0	6.2600%	\$1	\$0	\$0	0.0000%	\$0					
378	TXFER00099	SVC8000	BUILDINGS	Structures and Improvement	\$20	\$0	\$0	6.2600%	\$1	\$0	\$0	0.0000%	\$0					

THE NARRAGANSETT ELECTRIC COMPANY
d/b/a NATIONAL GRID
RIPUC Docket Nos. 4770/4780
Compliance Attachment 3
Workpaper 6e
Page 34 of 60

The Narragansett Electric Company d/b/a National Grid
Service Company Rents
For the Rate Year ended August 31, 2020

Line	Work order	estm N:	Project Description	Account Description	Depreciation	Test Year Rent	Less IFA Salary & Wage	Allocation	Total	Amortization Period	Bonus Rate	Bonus Depreciation	09/01/2019	08/31/2020
													Balance	Balance
325	ITXFER00099	SVCS800	PAVEMENTS,ROADS,WALKS,CURBS (100 SQ	Structures and Improvement	\$0	\$0	\$8	\$0	\$0	468	0.00%	\$0	\$86,178	\$90,186
326	ITXFER00099	SVCS800	BUILDINGS	Structures and Improvement	\$0	\$0	\$0	\$0	\$0	468	0.00%	\$0	\$88,272	\$92,378
327	ITXFER00099	SVCS800	COMMUNICATION SYSTEM INTRA-SITE	Structures and Improvement	\$0	\$0	\$0	\$0	\$0	468	0.00%	\$0	\$2,942	\$3,079
328	ITXFER00099	SVCS800	BUILDINGS	Structures and Improvement	\$0	\$0	\$0	\$0	\$0	468	0.00%	\$0	\$30,378	\$31,790
329	ITXFER00099	SVCS800	BUILDINGS	Structures and Improvement	\$0	\$1	\$1	\$1	\$1	468	0.00%	\$0	\$7,251	\$7,589
330	ITXFER00099	SVCS800	BUILDINGS	Structures and Improvement	\$0	\$0	\$0	\$0	\$0	468	0.00%	\$0	\$900	\$942
331	ITXFER00099	SVCS800	BUILDINGS	Structures and Improvement	\$0	\$0	\$0	\$0	\$0	468	0.00%	\$0	\$22,639	\$23,692
332	ITXFER00099	SVCS800	FENCE	Structures and Improvement	\$0	\$0	\$0	\$0	\$0	468	0.00%	\$0	\$2,165	\$2,265
333	ITXFER00099	SVCS800	BUILDINGS	Structures and Improvement	\$0	\$0	\$0	\$0	\$0	468	0.00%	\$0	\$179,455	\$187,801
334	ITXFER00099	SVCS800	SECURITY SYSTEM	Structures and Improvement	\$0	\$0	\$0	\$0	\$0	468	0.00%	\$0	\$903	\$945
335	ITXFER00099	SVCS800	YARD LIGHTING	Structures and Improvement	\$0	\$0	\$0	\$0	\$0	468	0.00%	\$0	\$2,936	\$3,073
336	ITXFER00099	SVCS800	BUILDINGS	Structures and Improvement	\$0	\$4	\$4	\$4	\$4	468	0.00%	\$0	\$49,451	\$51,751
337	ITXFER00099	SVCS800	BUILDINGS	Structures and Improvement	\$0	\$0	\$0	\$0	\$0	468	0.00%	\$0	\$94,360	\$98,749
338	ITXFER00099	SVCS800	BUILDINGS	Structures and Improvement	\$0	\$0	\$0	\$0	\$0	468	0.00%	\$0	\$752	\$787
339	ITXFER00099	SVCS800	BUILDINGS	Structures and Improvement	\$0	\$19	\$19	\$19	\$19	468	0.00%	\$0	\$226,096	\$236,612
340	ITXFER00099	SVCS800	BUILDINGS	Structures and Improvement	\$0	\$29	\$29	\$29	\$29	468	0.00%	\$0	\$347,140	\$363,287
341	ITXFER00099	SVCS800	BUILDINGS	Structures and Improvement	\$0	\$0	\$0	\$0	\$0	468	0.00%	\$0	\$57,582	\$60,391
342	ITXFER00099	SVCS800	BUILDINGS	Structures and Improvement	\$0	\$0	\$0	\$0	\$0	468	0.00%	\$0	\$1,629	\$1,712
343	ITXFER00099	SVCS800	SIGNS	Structures and Improvement	\$0	\$0	\$0	\$0	\$0	468	0.00%	\$0	\$5,321	\$5,594
344	ITXFER00099	SVCS800	BUILDINGS	Structures and Improvement	\$0	\$1	\$1	\$1	\$1	468	0.00%	\$0	\$6,551	\$6,887
345	ITXFER00099	SVCS800	PAVEMENTS,ROADS,WALKS,CURBS (100 SQ	Structures and Improvement	\$0	\$1	\$1	\$1	\$1	468	0.00%	\$0	\$11,657	\$12,255
346	ITXFER00099	SVCS800	SIGNS	Structures and Improvement	\$0	\$1	\$1	\$1	\$1	468	0.00%	\$0	\$5,321	\$5,594
347	ITXFER00099	SVCS800	SIGNS	Structures and Improvement	\$0	\$1	\$1	\$1	\$1	468	0.00%	\$0	\$5,321	\$5,594
348	ITXFER00099	SVCS800	BUILDINGS	Structures and Improvement	\$0	\$0	\$0	\$0	\$0	468	46.14%	\$557,022	\$544,034	\$554,720
349	ITXFER00099	SVCS800	LANDSCAPING	Structures and Improvement	\$0	\$0	\$0	\$0	\$0	468	46.14%	\$63,823	\$97,255	\$99,165
350	ITXFER00099	SVCS800	BUILDINGS	Structures and Improvement	\$0	\$4	\$4	\$4	\$4	468	46.14%	\$65,223	\$99,387	\$101,339
351	ITXFER00099	SVCS800	SECURITY SYSTEM	Structures and Improvement	\$0	\$1	\$1	\$1	\$1	468	46.14%	\$256,040	\$390,157	\$397,821
352	ITXFER00099	SVCS800	BUILDINGS	Structures and Improvement	\$0	\$17	\$17	\$17	\$17	468	46.14%	\$17,140	\$26,119	\$26,632
353	ITXFER00099	SVCS800	SECURITY SYSTEM	Structures and Improvement	\$0	\$2	\$2	\$2	\$2	468	46.14%	\$31,308	\$47,707	\$48,644
354	ITXFER00099	SVCS800	SECURITY SYSTEM	Structures and Improvement	\$0	\$1	\$1	\$1	\$1	468	46.14%	\$14,211	\$21,655	\$22,081
355	ITXFER00099	SVCS800	PAVEMENTS,ROADS,WALKS,CURBS (100 SQ	Structures and Improvement	\$0	\$0	\$0	\$0	\$0	468	46.14%	\$757	\$1,131	\$1,154
356	ITXFER00099	SVCS800	BUILDINGS	Structures and Improvement	\$0	\$3	\$3	\$3	\$3	468	46.14%	\$15,825	\$23,640	\$24,114
357	ITXFER00099	SVCS800	BUILDINGS	Structures and Improvement	\$0	\$0	\$0	\$0	\$0	468	46.14%	\$577	\$861	\$879
358	ITXFER00099	SVCS800	SECURITY SYSTEM	Structures and Improvement	\$0	\$0	\$0	\$0	\$0	468	46.14%	\$580	\$866	\$884
359	ITXFER00099	SVCS800	BUILDINGS	Structures and Improvement	\$0	\$1	\$1	\$1	\$1	468	46.14%	\$8,847	\$12,951	\$13,216
360	ITXFER00099	SVCS800	BUILDINGS	Structures and Improvement	\$0	\$0	\$0	\$0	\$0	468	46.14%	\$29,114	\$42,621	\$43,493
361	ITXFER00099	SVCS800	BUILDINGS	Structures and Improvement	\$0	\$0	\$0	\$0	\$0	468	46.14%	\$222,910	\$326,328	\$333,000
362	ITXFER00099	SVCS800	BUILDINGS	Structures and Improvement	\$0	\$4	\$4	\$4	\$4	468	46.14%	\$18,984	\$27,792	\$28,340
363	ITXFER00099	SVCS800	BUILDINGS	Structures and Improvement	\$0	\$0	\$0	\$0	\$0	468	46.14%	\$591	\$865	\$882
364	ITXFER00099	SVCS800	BUILDINGS	Structures and Improvement	\$0	\$1	\$1	\$1	\$1	468	46.14%	\$1,809	\$2,649	\$2,703
365	ITXFER00099	SVCS800	BUILDINGS	Structures and Improvement	\$0	\$0	\$0	\$0	\$0	468	46.14%	\$1,970	\$2,884	\$2,943
366	ITXFER00099	SVCS800	BUILDINGS	Structures and Improvement	\$0	\$0	\$0	\$0	\$0	468	46.14%	\$4,139	\$5,935	\$6,050
367	ITXFER00099	SVCS800	BUILDINGS	Structures and Improvement	\$0	\$0	\$0	\$0	\$0	468	46.14%	\$27	\$39	\$39
368	ITXFER00099	SVCS800	BUILDINGS	Structures and Improvement	\$0	\$0	\$0	\$0	\$0	468	46.14%	\$96	\$138	\$141
369	ITXFER00099	SVCS800	BUILDINGS	Structures and Improvement	\$0	\$0	\$0	\$0	\$0	468	46.14%	\$20,919	\$29,999	\$30,625
370	ITXFER00099	SVCS800	SECURITY SYSTEM	Structures and Improvement	\$0	\$0	\$0	\$0	\$0	468	46.14%	\$4,390	\$6,295	\$6,426
371	ITXFER00099	SVCS800	SECURITY SYSTEM	Structures and Improvement	\$0	\$1	\$1	\$1	\$1	468	46.14%	\$15,919	\$22,828	\$23,305
372	ITXFER00099	SVCS800	SECURITY SYSTEM	Structures and Improvement	\$0	\$1	\$1	\$1	\$1	468	46.14%	\$14,797	\$21,219	\$21,662
373	ITXFER00099	SVCS800	BUILDINGS	Structures and Improvement	\$0	\$0	\$0	\$0	\$0	468	46.14%	\$643	\$922	\$942
374	ITXFER00099	SVCS800	BUILDINGS	Structures and Improvement	\$0	\$0	\$0	\$0	\$0	468	46.14%	\$1,744	\$2,501	\$2,553
375	ITXFER00099	SVCS800	PLATFORM (EA)	Structures and Improvement	\$0	\$0	\$0	\$0	\$0	468	46.14%	\$1,850	\$2,653	\$2,708
376	ITXFER00099	SVCS800	HVAC SYSTEM INTRA-SITE	Structures and Improvement	\$0	\$0	\$0	\$0	\$0	468	46.14%	\$4,156	\$5,960	\$6,084
377	ITXFER00099	SVCS800	BUILDINGS	Structures and Improvement	\$0	\$0	\$0	\$0	\$0	468	46.14%	\$724	\$1,039	\$1,060
378	ITXFER00099	SVCS800	BUILDINGS	Structures and Improvement	\$0	\$0	\$0	\$0	\$0	468	46.14%	\$1,241	\$1,780	\$1,817

Distribution

09/01/19

08/31/20

The Narragansett Electric Company db/a National Grid
Service Company Reimbursements
Service Company Capital for Facilities allocated to Operating Companies as Rent Expense
For the Rate Year ended August 31, 2020

Line	Work order	estimation N:	Project Description	Account Description	Average Balance	Cash Tax	09/01/2019		08/31/2020		Average Balance	Book Tax	Cash to Book		Return on
							Balance	09/01/19	Balance	08/31/20			Tax Difference	Accum Taxes	
325	ITXFER00099	SV8C8000	PAVEMENTS,ROADS,WALKS,CURBS (100 SQ	Structures and Improvements	\$88,182	\$24,091	\$156,322	\$160,122	\$160,122	\$160,122	\$43,707	(\$18,616)	(\$1,532)		
326	ITXFER00099	SV8C8000	BUILDINGS	Structures and Improvements	\$90,325	\$24,677	\$160,122	\$160,122	\$160,122	\$160,122	\$43,707	(\$19,068)	(\$1,569)		
327	ITXFER00099	SV8C8000	COMMUNICATION SYSTEM INTRA-SITE	Structures and Improvements	\$3,011	\$822	\$5,337	\$5,337	\$5,337	\$5,337	\$1,458	(\$656)	(\$52)		
328	ITXFER00099	SV8C8000	BUILDINGS	Structures and Improvements	\$31,084	\$8,492	\$55,103	\$55,103	\$55,103	\$55,103	\$15,064	(\$6,562)	(\$540)		
329	ITXFER00099	SV8C8000	BUILDINGS	Structures and Improvements	\$7,420	\$2,027	\$13,154	\$13,154	\$13,154	\$13,154	\$3,994	(\$1,566)	(\$129)		
330	ITXFER00099	SV8C8000	BUILDINGS	Structures and Improvements	\$921	\$252	\$1,633	\$1,633	\$1,633	\$1,633	\$446	(\$195)	(\$16)		
331	ITXFER00099	SV8C8000	BUILDINGS	Structures and Improvements	\$23,165	\$6,329	\$41,066	\$41,066	\$41,066	\$41,066	\$11,219	(\$4,890)	(\$402)		
332	ITXFER00099	SV8C8000	FENCE	Structures and Improvements	\$2,215	\$605	\$3,926	\$3,926	\$3,926	\$3,926	\$1,073	(\$468)	(\$38)		
333	ITXFER00099	SV8C8000	BUILDINGS	Structures and Improvements	\$183,638	\$50,167	\$325,522	\$325,522	\$325,522	\$325,522	\$88,933	(\$38,766)	(\$3,190)		
334	ITXFER00099	SV8C8000	SECURITY SYSTEM	Structures and Improvements	\$924	\$252	\$1,637	\$1,637	\$1,637	\$1,637	\$447	(\$195)	(\$16)		
335	ITXFER00099	SV8C8000	YARD LIGHTING	Structures and Improvements	\$3,004	\$821	\$5,326	\$5,326	\$5,326	\$5,326	\$1,455	(\$634)	(\$52)		
336	ITXFER00099	SV8C8000	BUILDINGS	Structures and Improvements	\$50,601	\$13,824	\$89,703	\$89,703	\$89,703	\$89,703	\$24,507	(\$10,682)	(\$879)		
337	ITXFER00099	SV8C8000	BUILDINGS	Structures and Improvements	\$96,554	\$26,379	\$171,164	\$171,164	\$171,164	\$171,164	\$46,762	(\$20,383)	(\$1,678)		
338	ITXFER00099	SV8C8000	BUILDINGS	Structures and Improvements	\$770	\$210	\$1,364	\$1,364	\$1,364	\$1,364	\$373	(\$162)	(\$13)		
339	ITXFER00099	SV8C8000	BUILDINGS	Structures and Improvements	\$231,354	\$63,206	\$410,128	\$410,128	\$410,128	\$410,128	\$112,047	(\$48,841)	(\$4,020)		
340	ITXFER00099	SV8C8000	BUILDINGS	Structures and Improvements	\$355,214	\$97,044	\$629,697	\$629,697	\$629,697	\$629,697	\$172,033	(\$74,989)	(\$6,172)		
341	ITXFER00099	SV8C8000	BUILDINGS	Structures and Improvements	\$58,987	\$16,115	\$109,547	\$109,547	\$109,547	\$109,547	\$29,928	(\$13,813)	(\$1,137)		
342	ITXFER00099	SV8C8000	BUILDINGS	Structures and Improvements	\$1,671	\$456	\$3,258	\$3,258	\$3,258	\$3,258	\$890	(\$434)	(\$36)		
343	ITXFER00099	SV8C8000	SGNS	Structures and Improvements	\$5,458	\$1,491	\$10,643	\$10,643	\$10,643	\$10,643	\$2,908	(\$1,417)	(\$117)		
344	ITXFER00099	SV8C8000	BUILDINGS	Structures and Improvements	\$6,719	\$1,836	\$13,102	\$13,102	\$13,102	\$13,102	\$3,579	(\$1,748)	(\$144)		
345	ITXFER00099	SV8C8000	PAVEMENTS,ROADS,WALKS,CURBS (100 SQ	Structures and Improvements	\$11,956	\$3,266	\$23,315	\$23,315	\$23,315	\$23,315	\$6,370	(\$3,105)	(\$255)		
346	ITXFER00099	SV8C8000	SGNS	Structures and Improvements	\$5,458	\$1,491	\$10,643	\$10,643	\$10,643	\$10,643	\$2,908	(\$1,417)	(\$117)		
347	ITXFER00099	SV8C8000	SGNS	Structures and Improvements	\$5,458	\$1,491	\$10,643	\$10,643	\$10,643	\$10,643	\$2,908	(\$1,417)	(\$117)		
348	ITXFER00099	SV8C8000	BUILDINGS	Structures and Improvements	\$549,377	\$150,090	\$773,791	\$773,791	\$773,791	\$773,791	\$211,400	(\$61,310)	(\$5,046)		
349	ITXFER00099	SV8C8000	LANDSCAPING	Structures and Improvements	\$98,210	\$26,831	\$138,328	\$138,328	\$138,328	\$138,328	\$37,791	(\$10,960)	(\$902)		
350	ITXFER00099	SV8C8000	BUILDINGS	Structures and Improvements	\$100,363	\$27,419	\$141,361	\$141,361	\$141,361	\$141,361	\$38,620	(\$11,200)	(\$922)		
351	ITXFER00099	SV8C8000	SECURITY SYSTEM	Structures and Improvements	\$726	\$206	\$737	\$737	\$737	\$737	\$199	(\$94)	(\$8)		
352	ITXFER00099	SV8C8000	BUILDINGS	Structures and Improvements	\$393,989	\$107,638	\$554,929	\$554,929	\$554,929	\$554,929	\$151,607	(\$43,969)	(\$3,619)		
353	ITXFER00099	SV8C8000	SECURITY SYSTEM	Structures and Improvements	\$48,176	\$13,162	\$67,855	\$67,855	\$67,855	\$67,855	\$18,538	(\$5,376)	(\$442)		
354	ITXFER00099	SV8C8000	SECURITY SYSTEM	Structures and Improvements	\$21,868	\$5,974	\$30,801	\$30,801	\$30,801	\$30,801	\$8,415	(\$2,440)	(\$201)		
355	ITXFER00099	SV8C8000	PAVEMENTS,ROADS,WALKS,CURBS (100 SQ	Structures and Improvements	\$1,142	\$312	\$1,641	\$1,641	\$1,641	\$1,641	\$448	(\$156)	(\$11)		
356	ITXFER00099	SV8C8000	BUILDINGS	Structures and Improvements	\$23,877	\$6,523	\$34,298	\$34,298	\$34,298	\$34,298	\$9,370	(\$2,847)	(\$234)		
357	ITXFER00099	SV8C8000	BUILDINGS	Structures and Improvements	\$870	\$238	\$1,250	\$1,250	\$1,250	\$1,250	\$341	(\$104)	(\$9)		
358	ITXFER00099	SV8C8000	SECURITY SYSTEM	Structures and Improvements	\$875	\$239	\$1,257	\$1,257	\$1,257	\$1,257	\$343	(\$104)	(\$9)		
359	ITXFER00099	SV8C8000	BUILDINGS	Structures and Improvements	\$13,084	\$3,575	\$19,174	\$19,174	\$19,174	\$19,174	\$5,238	(\$1,664)	(\$137)		
360	ITXFER00099	SV8C8000	BUILDINGS	Structures and Improvements	\$43,057	\$11,763	\$63,100	\$63,100	\$63,100	\$63,100	\$17,239	(\$5,476)	(\$451)		
361	ITXFER00099	SV8C8000	BUILDINGS	Structures and Improvements	\$329,664	\$90,064	\$483,123	\$483,123	\$483,123	\$483,123	\$131,989	(\$41,925)	(\$3,450)		
362	ITXFER00099	SV8C8000	BUILDINGS	Structures and Improvements	\$28,076	\$7,670	\$41,145	\$41,145	\$41,145	\$41,145	\$11,241	(\$3,571)	(\$294)		
363	ITXFER00099	SV8C8000	BUILDINGS	Structures and Improvements	\$873	\$239	\$1,280	\$1,280	\$1,280	\$1,280	\$350	(\$111)	(\$9)		
364	ITXFER00099	SV8C8000	BUILDINGS	Structures and Improvements	\$2,676	\$731	\$3,922	\$3,922	\$3,922	\$3,922	\$1,071	(\$340)	(\$28)		
365	ITXFER00099	SV8C8000	BUILDINGS	Structures and Improvements	\$2,913	\$796	\$4,269	\$4,269	\$4,269	\$4,269	\$1,166	(\$371)	(\$30)		
366	ITXFER00099	SV8C8000	BUILDINGS	Structures and Improvements	\$5,997	\$1,638	\$8,971	\$8,971	\$8,971	\$8,971	\$2,451	(\$812)	(\$67)		
367	ITXFER00099	SV8C8000	BUILDINGS	Structures and Improvements	\$39	\$8	\$58	\$58	\$58	\$58	\$16	(\$5)	(\$0)		
368	ITXFER00099	SV8C8000	BUILDINGS	Structures and Improvements	\$140	\$38	\$209	\$209	\$209	\$209	\$57	(\$19)	(\$2)		
369	ITXFER00099	SV8C8000	SECURITY SYSTEM	Structures and Improvements	\$30,312	\$8,281	\$45,339	\$45,339	\$45,339	\$45,339	\$12,387	(\$4,106)	(\$338)		
370	ITXFER00099	SV8C8000	SECURITY SYSTEM	Structures and Improvements	\$6,361	\$1,738	\$9,514	\$9,514	\$9,514	\$9,514	\$2,599	(\$862)	(\$71)		
371	ITXFER00099	SV8C8000	SECURITY SYSTEM	Structures and Improvements	\$23,066	\$6,302	\$34,502	\$34,502	\$34,502	\$34,502	\$9,426	(\$3,124)	(\$257)		
372	ITXFER00099	SV8C8000	SECURITY SYSTEM	Structures and Improvements	\$21,440	\$5,857	\$32,070	\$32,070	\$32,070	\$32,070	\$8,761	(\$2,904)	(\$239)		
373	ITXFER00099	SV8C8000	BUILDINGS	Structures and Improvements	\$932	\$255	\$1,394	\$1,394	\$1,394	\$1,394	\$381	(\$126)	(\$10)		
374	ITXFER00099	SV8C8000	BUILDINGS	Structures and Improvements	\$2,527	\$690	\$3,780	\$3,780	\$3,780	\$3,780	\$1,033	(\$342)	(\$28)		
375	ITXFER00099	SV8C8000	PLATFORM (EA)	Structures and Improvements	\$2,681	\$732	\$4,010	\$4,010	\$4,010	\$4,010	\$1,095	(\$363)	(\$30)		
376	ITXFER00099	SV8C8000	HVAC SYSTEM INTRA-SITE	Structures and Improvements	\$6,022	\$1,645	\$9,007	\$9,007	\$9,007	\$9,007	\$2,461	(\$816)	(\$67)		
377	ITXFER00099	SV8C8000	BUILDINGS	Structures and Improvements	\$1,050	\$287	\$1,570	\$1,570	\$1,570	\$1,570	\$429	(\$142)	(\$12)		
378	ITXFER00099	SV8C8000	BUILDINGS	Structures and Improvements	\$1,798	\$491	\$2,690	\$2,690	\$2,690	\$2,690	\$735	(\$244)	(\$20)		

8.23%

27.32%

09/01/19

08/31/20

27.32%

THE NARRAGANSETT ELECTRIC COMPANY
d/b/a NATIONAL GRID
RIPUC Docket Nos. 4770/4780
Compliance Attachment 3
Workpaper 6e
Page 36 of 60

The Narragansett Electric Company d/b/a National Grid
Service Company Rents
Service Company Capital for Facilities allocated to Operating Companies as Rent Expense
For the Rate Year ended August 31, 2020

Line	Work order	estment N:	Project Description	Account Description	Bill Pool	Date	In Service	Amortizati	Inception to	Adjustments	HTY Spend
						Date	on Period	Date \$			
379	ITXFER00099	SVC8000	BUILDINGS	Structures and Improvement	J135	08/11/05	120	\$114,459	\$0	\$114,459	
380	ITXFER00099	SVC8000	BUILDINGS	Structures and Improvement	J114	09/06/05	120	\$142,837	\$0	\$142,837	
381	ITXFER00099	SVC8000	SECURITY SYSTEM	Structures and Improvement	J139	10/22/05	120	\$8,893	\$0	\$8,893	
382	ITXFER00099	SVC8000	BUILDINGS	Structures and Improvement	J135	12/07/05	120	\$6,272	\$0	\$6,272	
383	ITXFER00099	SVC8000	SECURITY SYSTEM	Structures and Improvement	J063	12/31/05	120	\$4,315	\$0	\$4,315	
384	ITXFER00099	SVC8000	BUILDINGS	Structures and Improvement	J063	12/31/05	120	\$25,000	\$0	\$25,000	
385	ITXFER00099	SVC8000	BUILDINGS	Structures and Improvement	J063	12/31/05	120	\$27,558	\$0	\$27,558	
386	ITXFER00099	SVC8000	PAVEMENTS,ROADS,WALK&CURBS (100 SQ	Structures and Improvement	J114	01/24/06	120	\$176,599	\$0	\$176,599	
387	ITXFER00099	SVC8000	BUILDINGS	Structures and Improvement	J139	03/19/06	120	\$17,057	\$0	\$17,057	
388	ITXFER00099	SVC8000	BUILDINGS	Structures and Improvement	J139	04/18/06	120	\$4,863	\$0	\$4,863	
389	ITXFER00099	SVC8000	SECURITY SYSTEM	Structures and Improvement	J063	10/01/06	120	(\$4,359)	\$0	(\$4,359)	
400	ITXFER00099	SVC8000	BUILDINGS	Structures and Improvement	J135	03/01/07	120	\$589,724	\$0	\$589,724	
401	ITXFER00099	SVC8000	BUILDINGS	Structures and Improvement	J114	06/01/07	120	\$9,874	\$0	\$9,874	
402	ITXFER00099	SVC8000	BUILDINGS	Structures and Improvement	J135	12/01/07	120	\$6,494	\$0	\$6,494	
403	ITXFER00099	SVC8000	SECURITY SYSTEM	Structures and Improvement	J135	09/01/08	120	\$566,129	\$0	\$566,129	
404	ITXFER00099	SVC8000	SECURITY SYSTEM	Structures and Improvement	J139	09/01/08	120	\$9,194	\$0	\$9,194	
405	ITXFER00099	SVC8000	COMMUNICATION SYSTEM INTRA-SITE	Structures and Improvement	J135	10/01/08	120	\$1,470	\$0	\$1,470	
406	ITXFER00099	SVC8000	FLOOR COVERING	Structures and Improvement	J135	10/01/08	120	\$3,836	\$0	\$3,836	
407	ITXFER00099	SVC8000	LIGHTING FIXTURE	Structures and Improvement	J135	10/01/08	120	\$3,067	\$0	\$3,067	
408	ITXFER00099	SVC8000	OFFICE FURNITURE	Structures and Improvement	J135	10/01/08	120	\$1,723	\$0	\$1,723	
409	ITXFER00099	SVC8000	WIRE/CABLE BY SIZE & KIND (100 FT)	Structures and Improvement	J135	10/01/08	120	\$11,760	\$0	\$11,760	
410	ITXFER00099	SVC8000	BUILDINGS	Structures and Improvement	J135	05/01/09	120	\$11,559	\$0	\$11,559	
411	90000092476	SVC8000	BUILDING & ADDITIONS	Structures and Improvement	J063	09/01/09	120	\$807,606	\$0	\$807,606	
412	90000092476	SVC8000	BUILDING COMMUN & DATA CABLING PLNT	Structures and Improvement	J063	09/01/09	120	\$1,338,332	\$0	\$1,338,332	
413	90000092476	SVC8000	BUILDING HEATING/COOLING SYSTEM	Structures and Improvement	J063	09/01/09	120	\$2,868,977	\$0	\$2,868,977	
414	90000092476	SVC8000	CEILING	Structures and Improvement	J063	09/01/09	120	\$945,452	\$0	\$945,452	
415	90000092476	SVC8000	EXTERIOR DOORS & WINDOWS	Structures and Improvement	J063	09/01/09	120	\$399,848	\$0	\$399,848	
416	90000092476	SVC8000	FIBER OPTIC CABLE - ALL SIZES	Structures and Improvement	J063	09/01/09	120	\$275,493	\$0	\$275,493	
417	90000092476	SVC8000	FIRE FIGHTING EQUIPMENT	Structures and Improvement	J063	09/01/09	120	\$262,066	\$0	\$262,066	
418	90000092476	SVC8000	FLOOR COVERING	Structures and Improvement	J063	09/01/09	120	\$769,521	\$0	\$769,521	
419	90000092476	SVC8000	PLUMBING SYSTEM (ALL)	Structures and Improvement	J063	09/01/09	120	\$112,346	\$0	\$112,346	
420	90000092476	SVC8000	ROOF	Structures and Improvement	J063	09/01/09	120	\$28,856	\$0	\$28,856	
421	90000092476	SVC8000	SECURITY SYSTEM	Structures and Improvement	J063	09/01/09	120	\$358,483	\$0	\$358,483	
422	90000092476	SVC8000	SIGNS	Structures and Improvement	J063	09/01/09	120	\$427,005	\$0	\$427,005	
423	90000092476	SVC8000	SOLAR PANELS	Structures and Improvement	J063	09/01/09	120	\$1,003,116	\$0	\$1,003,116	
424	90000092476	SVC8000	WIRE/CABLE BY SIZE & KIND (100 FT)	Structures and Improvement	J063	09/01/09	120	\$6,769,025	\$0	\$6,769,025	
425	ITXFER00099	SVC8000	BUILDINGS	Structures and Improvement	J135	11/01/10	120	\$17,767	\$0	\$17,767	
426	ITXFER00099	SVC8000	ROOF	Structures and Improvement	J135	11/01/10	120	\$236,493	\$0	\$236,493	
427	ITXFER00099	SVC8000	AIR CONDITIONER UNIT (EA)	Structures and Improvement	J135	12/01/10	120	\$33,315	\$0	\$33,315	
428	ITXFER00099	SVC8000	BATTERY	Structures and Improvement	J139	07/01/11	120	\$47,122	\$0	\$47,122	
429	90000098934	SVC8000	Wire & Cable	Structures and Improvement	G012	04/01/12	120	\$10,620	\$0	\$10,620	
430	90000102548	SVC8000	FLOOR COVERING	Structures and Improvement	J063	04/01/12	120	\$572,006	\$0	\$572,006	
431	ITXFER00099	SVC8000	EXTERIOR DOORS & WINDOWS	Structures and Improvement	J114	07/01/12	120	\$7,740	\$0	\$7,740	
432	ITXFER00099	SVC8000	HVAC	Structures and Improvement	J114	07/01/12	120	\$17,154	\$0	\$17,154	
433	ITXFER00099	SVC8000	PAVEMENTS,ROADS,WALK&CURBS (100 SQ	Structures and Improvement	J063	07/01/12	120	\$16,176	\$0	\$16,176	
434	ITXFER00099	SVC8000	STRUCTURE /IMPROVEMENT	Structures and Improvement	J114	08/01/12	120	\$35,528	\$0	\$35,528	
435	ITXFER00099	SVC8000	STRUCTURE /IMPROVEMENT	Structures and Improvement	J063	08/01/12	120	\$59,213	\$0	\$59,213	
436	ITXFER00099	SVC8000	EXTERIOR DOORS & WINDOWS	Structures and Improvement	J063	09/01/12	120	\$6,419	\$0	\$6,419	
437	90000124245	SVC8000	BUILDINGS	Structures and Improvement	J139	06/01/13	120	\$367,182	\$0	\$367,182	
438	90000124256	SVC8000	BUILDING HEATING/COOLING SYSTEM	Structures and Improvement	J135	06/01/13	120	\$27,674	\$0	\$27,674	
439	90000124268	SVC8000	BUILDING HEATING/COOLING SYSTEM	Structures and Improvement	J135	06/01/13	120	\$9,485	\$0	\$9,485	
440	90000124286	SVC8000	BUILDINGS	Structures and Improvement	J139	06/01/13	120	\$31,766	\$0	\$31,766	
441	90000124286	SVC8000	CEILING	Structures and Improvement	J139	06/01/13	120	\$71,411	\$0	\$71,411	
442	90000124286	SVC8000	FIRE PROTECTION SYSTEM-OUTSIDE	Structures and Improvement	J139	06/01/13	120	\$26,317	\$0	\$26,317	

THE NARRAGANSETT ELECTRIC COMPANY
d/b/a NATIONAL GRID
RIPUC Docket Nos. 4770/4780
Compliance Attachment 3
Workpaper 6e
Page 37 of 60

The Narragansett Electric Company d/b/a National Grid
Service Company Rents
Service Company Capital for Facilities allocated to Operating Companies as Rent Expense
For the Rate Year ended August 31, 2020

8.2300%

08/31/20

09/01/19

Line	Work order	estment N:	Project Description	NECO	Account Description	09/01/2019	08/31/2020	Average	Service Co	Year Return	Return on
						Balance	Balance	Balance	Return	Accum	Taxes
379	TXFER00099	SVG8000	BUILDINGS	YES	Structures and Improvements	\$0	\$0	\$0	8.23%	\$0	\$853
380	TXFER00099	SVG8000	BUILDINGS	NO	Structures and Improvements	\$0	\$0	\$0	8.23%	\$0	\$1,109
381	TXFER00099	SVG8000	SECURITY SYSTEM	YES	Structures and Improvements	\$0	\$0	\$0	8.23%	\$0	\$69
382	TXFER00099	SVG8000	BUILDINGS	YES	Structures and Improvements	\$0	\$0	\$0	8.23%	\$0	\$49
383	TXFER00099	SVG8000	SECURITY SYSTEM	YES	Structures and Improvements	\$0	\$0	\$0	8.23%	\$0	\$33
384	TXFER00099	SVG8000	BUILDINGS	YES	Structures and Improvements	\$0	\$0	\$0	8.23%	\$0	\$194
385	TXFER00099	SVG8000	BUILDINGS	YES	Structures and Improvements	\$0	\$0	\$0	8.23%	\$0	\$214
386	TXFER00099	SVG8000	PAVEMENTS,ROADS,WALKS,CURBS (100 SQ	NO	Structures and Improvements	\$0	\$0	\$0	8.23%	\$0	\$1,371
387	TXFER00099	SVG8000	BUILDINGS	YES	Structures and Improvements	\$0	\$0	\$0	8.23%	\$0	\$132
388	TXFER00099	SVG8000	BUILDINGS	YES	Structures and Improvements	\$0	\$0	\$0	8.23%	\$0	\$38
389	TXFER00099	SVG8000	SECURITY SYSTEM	YES	Structures and Improvements	\$1,271	\$1,707	\$1,489	8.23%	\$123	\$45
400	TXFER00099	SVG8000	BUILDINGS	YES	Structures and Improvements	\$0	\$0	\$0	8.23%	\$0	\$4,761
401	TXFER00099	SVG8000	BUILDINGS	NO	Structures and Improvements	\$0	\$0	\$0	8.23%	\$0	\$80
402	TXFER00099	SVG8000	BUILDINGS	YES	Structures and Improvements	\$0	\$0	\$0	8.23%	\$0	\$54
403	TXFER00099	SVG8000	SECURITY SYSTEM	YES	Structures and Improvements	\$0	\$0	\$0	8.23%	\$0	\$4,922
404	TXFER00099	SVG8000	SECURITY SYSTEM	YES	Structures and Improvements	\$0	\$0	\$0	8.23%	\$0	\$80
405	TXFER00099	SVG8000	COMMUNICATION SYSTEM INTRA-SITE	YES	Structures and Improvements	\$0	\$0	\$0	8.23%	\$0	\$13
406	TXFER00099	SVG8000	FLOOR COVERING	YES	Structures and Improvements	\$0	\$0	\$0	8.23%	\$0	\$33
407	TXFER00099	SVG8000	LIGHTING FIXTURE	YES	Structures and Improvements	\$0	\$0	\$0	8.23%	\$0	\$27
408	TXFER00099	SVG8000	OFFICE FURNITURE	YES	Structures and Improvements	\$0	\$0	\$0	8.23%	\$0	\$15
409	TXFER00099	SVG8000	WIRE/CABLE BY SIZE & KIND (100 FT)	YES	Structures and Improvements	\$0	\$0	\$0	8.23%	\$0	\$102
410	TXFER00099	SVG8000	BUILDINGS	YES	Structures and Improvements	\$0	\$0	\$0	8.23%	\$0	\$100
411	90000092476	SVG8000	BUILDING & ADDITIONS	YES	Structures and Improvements	\$0	\$0	\$0	8.23%	\$0	\$7,273
412	90000092476	SVG8000	BUILDING COMMUN & DATA CABLING PLNT	YES	Structures and Improvements	\$0	\$0	\$0	8.23%	\$0	\$12,052
413	90000092476	SVG8000	BUILDING HEATING/COOLING SYSTEM	YES	Structures and Improvements	\$0	\$0	\$0	8.23%	\$0	\$25,835
414	90000092476	SVG8000	CEILING	YES	Structures and Improvements	\$0	\$0	\$0	8.23%	\$0	\$8,514
415	90000092476	SVG8000	EXTERIOR DOORS & WINDOWS	YES	Structures and Improvements	\$0	\$0	\$0	8.23%	\$0	\$3,601
416	90000092476	SVG8000	FIBER OPTIC CABLE - ALL SIZES	YES	Structures and Improvements	\$0	\$0	\$0	8.23%	\$0	\$2,481
417	90000092476	SVG8000	FIRE FIGHTING EQUIPMENT	YES	Structures and Improvements	\$0	\$0	\$0	8.23%	\$0	\$2,360
418	90000092476	SVG8000	FLOOR COVERING	YES	Structures and Improvements	\$0	\$0	\$0	8.23%	\$0	\$6,930
419	90000092476	SVG8000	PLUMBING SYSTEM (ALL)	YES	Structures and Improvements	\$0	\$0	\$0	8.23%	\$0	\$1,012
420	90000092476	SVG8000	ROOF	YES	Structures and Improvements	\$0	\$0	\$0	8.23%	\$0	\$260
421	90000092476	SVG8000	SECURITY SYSTEM	YES	Structures and Improvements	\$0	\$0	\$0	8.23%	\$0	\$3,228
422	90000092476	SVG8000	SIGNS	YES	Structures and Improvements	\$0	\$0	\$0	8.23%	\$0	\$3,845
423	90000092476	SVG8000	SOLAR PANELS	YES	Structures and Improvements	\$0	\$0	\$0	8.23%	\$0	\$9,033
424	90000092476	SVG8000	WIRE/CABLE BY SIZE & KIND (100 FT)	YES	Structures and Improvements	\$0	\$0	\$0	8.23%	\$0	\$60,955
425	TXFER00099	SVG8000	BUILDINGS	YES	Structures and Improvements	\$2,073	\$296	\$1,184	8.23%	\$97	\$139
426	TXFER00099	SVG8000	ROOF	YES	Structures and Improvements	\$27,591	\$3,942	\$15,766	8.23%	\$1,298	\$1,849
427	TXFER00099	SVG8000	AIR CONDITIONER UNIT (EA)	YES	Structures and Improvements	\$4,164	\$833	\$2,499	8.23%	\$206	\$254
428	TXFER00099	SVG8000	BATTERY	YES	Structures and Improvements	\$8,639	\$3,927	\$6,283	8.23%	\$517	\$298
429	90000098934	SVG8000	Wire & Cable	YES	Structures and Improvements	\$2,744	\$1,682	\$2,213	8.23%	\$182	\$52
430	90000102548	SVG8000	FLOOR COVERING	YES	Structures and Improvements	\$147,768	\$90,568	\$119,168	8.23%	\$9,808	\$2,827
431	TXFER00099	SVG8000	EXTERIOR DOORS & WINDOWS	NO	Structures and Improvements	\$2,193	\$1,419	\$1,806	8.23%	\$149	\$34
432	TXFER00099	SVG8000	HVAC	NO	Structures and Improvements	\$4,855	\$3,141	\$3,998	8.23%	\$329	\$75
433	TXFER00099	SVG8000	PAVEMENTS,ROADS,WALKS,CURBS (100 SQ	NO	Structures and Improvements	\$4,583	\$2,966	\$3,774	8.23%	\$311	\$71
434	TXFER00099	SVG8000	STRUCTURE /IMPROVEMENT	YES	Structures and Improvements	\$10,362	\$6,810	\$8,586	8.23%	\$707	\$149
435	TXFER00099	SVG8000	STRUCTURE /IMPROVEMENT	YES	Structures and Improvements	\$17,270	\$11,349	\$14,310	8.23%	\$1,178	\$248
436	TXFER00099	SVG8000	EXTERIOR DOORS & WINDOWS	YES	Structures and Improvements	\$1,976	\$1,284	\$1,605	8.23%	\$132	\$28
437	90000124245	SVG8000	BUILDINGS	YES	Structures and Improvements	\$137,693	\$100,975	\$119,334	8.23%	\$9,821	\$1,266
438	90000124256	SVG8000	BUILDING HEATING/COOLING SYSTEM	YES	Structures and Improvements	\$10,378	\$7,610	\$8,994	8.23%	\$740	\$95
439	90000124268	SVG8000	BUILDING HEATING/COOLING SYSTEM	YES	Structures and Improvements	\$3,557	\$2,608	\$3,083	8.23%	\$254	\$33
440	90000124286	SVG8000	BUILDINGS	YES	Structures and Improvements	\$11,912	\$8,736	\$10,324	8.23%	\$850	\$110
441	90000124286	SVG8000	CEILING	YES	Structures and Improvements	\$26,779	\$19,638	\$23,208	8.23%	\$1,910	\$246
442	90000124286	SVG8000	FIRE PROTECTION SYSTEM-OUTSIDE	YES	Structures and Improvements	\$9,869	\$7,237	\$8,553	8.23%	\$704	\$91

THE NARRAGANSETT ELECTRIC COMPANY
d/b/a NATIONAL GRID
RIPUC Docket Nos. 4770/4780
Compliance Attachment 3
Workpaper 6e
Page 38 of 60

The Narragansett Electric Company d/b/a National Grid
Service Company Rents
Service Company Capital for Facilities allocated to Operating Companies as Rent Expense
For the Rate Year ended August 31, 2020

Gas

Line	Work order	estimation N:	Project Description	Account Description	Total Return	Year	Amortization	Test Year		NECO G	Rent -	NECO G	Distribution	Test Year
								Allocation	Rent-Return					
379	TXFER00099	SVC8000	BUILDINGS	Structures and Improvement	\$853	\$0	\$0	1.6673%	\$14	\$0	\$0	3.3927%	\$29	
380	TXFER00099	SVC8000	BUILDINGS	Structures and Improvement	\$1,109	\$0	\$0	6.2600%	\$69	\$0	\$0	0.0000%	\$0	
381	TXFER00099	SVC8000	SECURITY SYSTEM	Structures and Improvement	\$69	\$0	\$0	1.5316%	\$1	\$0	\$0	3.7985%	\$3	
382	TXFER00099	SVC8000	BUILDINGS	Structures and Improvement	\$49	\$0	\$0	1.6673%	\$1	\$0	\$0	3.3927%	\$2	
383	TXFER00099	SVC8000	SECURITY SYSTEM	Structures and Improvement	\$33	\$0	\$0	4.0899%	\$1	\$0	\$0	9.6901%	\$3	
384	TXFER00099	SVC8000	BUILDINGS	Structures and Improvement	\$194	\$0	\$0	4.0899%	\$8	\$0	\$0	9.6901%	\$19	
385	TXFER00099	SVC8000	BUILDINGS	Structures and Improvement	\$214	\$0	\$0	4.0899%	\$9	\$0	\$0	9.6901%	\$21	
386	TXFER00099	SVC8000	PAVEMENTS,ROADS,WALKS,CURBS (100 SQ	Structures and Improvement	\$1,371	\$0	\$0	6.2600%	\$86	\$0	\$0	0.0000%	\$0	
387	TXFER00099	SVC8000	BUILDINGS	Structures and Improvement	\$132	\$0	\$0	1.5316%	\$2	\$0	\$0	3.7985%	\$5	
388	TXFER00099	SVC8000	BUILDINGS	Structures and Improvement	\$38	\$4,560	\$0	1.5316%	\$7	(\$18)	\$0	9.6901%	\$1	
389	TXFER00099	SVC8000	SECURITY SYSTEM	Structures and Improvement	\$168	\$0	\$0	4.0899%	\$7	\$0	\$0	3.7985%	\$16	
400	TXFER00099	SVC8000	BUILDINGS	Structures and Improvement	\$4,761	\$0	\$0	1.6673%	\$79	\$0	\$0	3.3927%	\$162	
401	TXFER00099	SVC8000	BUILDINGS	Structures and Improvement	\$80	\$0	\$0	6.2600%	\$5	\$0	\$0	0.0000%	\$0	
402	TXFER00099	SVC8000	BUILDINGS	Structures and Improvement	\$54	\$0	\$0	1.6673%	\$1	\$0	\$0	3.3927%	\$2	
403	TXFER00099	SVC8000	SECURITY SYSTEM	Structures and Improvement	\$4,922	\$0	\$0	1.6673%	\$82	\$0	\$0	3.3927%	\$167	
404	TXFER00099	SVC8000	SECURITY SYSTEM	Structures and Improvement	\$80	\$0	\$0	1.5316%	\$1	\$0	\$0	3.7985%	\$3	
405	TXFER00099	SVC8000	COMMUNICATION SYSTEM INTRA SITE	Structures and Improvement	\$13	\$0	\$0	1.6673%	\$0	\$0	\$0	3.3927%	\$0	
406	TXFER00099	SVC8000	FLOOR COVERING	Structures and Improvement	\$33	\$0	\$0	1.6673%	\$1	\$0	\$0	3.3927%	\$1	
407	TXFER00099	SVC8000	LIGHTING FIXTURE	Structures and Improvement	\$27	\$0	\$0	1.6673%	\$0	\$0	\$0	3.3927%	\$1	
408	TXFER00099	SVC8000	OFFICE FURNITURE	Structures and Improvement	\$15	\$0	\$0	1.6673%	\$0	\$0	\$0	3.3927%	\$1	
409	TXFER00099	SVC8000	WIRE-CABLE BY SIZE & KIND (100 FT)	Structures and Improvement	\$102	\$0	\$0	1.6673%	\$2	\$0	\$0	3.3927%	\$3	
410	TXFER00099	SVC8000	BUILDINGS	Structures and Improvement	\$100	\$0	\$0	1.6673%	\$2	\$0	\$0	3.3927%	\$3	
411	90000092476	SVC8000	BUILDING & ADDITIONS	Structures and Improvement	\$7,273	\$0	\$0	4.0899%	\$297	\$0	\$0	9.6901%	\$705	
412	90000092476	SVC8000	BUILDING COMMUN & DATA CABLING PLNT	Structures and Improvement	\$12,052	\$0	\$0	4.0899%	\$493	\$0	\$0	9.6901%	\$1,168	
413	90000092476	SVC8000	BUILDING HEATING/COOLING SYSTEM	Structures and Improvement	\$25,835	\$0	\$0	4.0899%	\$1,057	\$0	\$0	9.6901%	\$2,503	
414	90000092476	SVC8000	CEILING	Structures and Improvement	\$8,514	\$0	\$0	4.0899%	\$348	\$0	\$0	9.6901%	\$825	
415	90000092476	SVC8000	EXTERIOR DOORS & WINDOWS	Structures and Improvement	\$3,601	\$0	\$0	4.0899%	\$147	\$0	\$0	9.6901%	\$349	
416	90000092476	SVC8000	FIBER OPTIC CABLE - ALL SIZES	Structures and Improvement	\$2,481	\$0	\$0	4.0899%	\$101	\$0	\$0	9.6901%	\$240	
417	90000092476	SVC8000	FIRE FIGHTING EQUIPMENT	Structures and Improvement	\$2,360	\$0	\$0	4.0899%	\$97	\$0	\$0	9.6901%	\$229	
418	90000092476	SVC8000	FLOOR COVERING	Structures and Improvement	\$6,930	\$0	\$0	4.0899%	\$283	\$0	\$0	9.6901%	\$671	
419	90000092476	SVC8000	PLUMBING SYSTEM (ALL)	Structures and Improvement	\$1,012	\$0	\$0	4.0899%	\$41	\$0	\$0	9.6901%	\$98	
420	90000092476	SVC8000	ROOF	Structures and Improvement	\$260	\$0	\$0	4.0899%	\$11	\$0	\$0	9.6901%	\$25	
421	90000092476	SVC8000	SECURITY SYSTEM	Structures and Improvement	\$3,228	\$0	\$0	4.0899%	\$132	\$0	\$0	9.6901%	\$313	
422	90000092476	SVC8000	SIGNS	Structures and Improvement	\$3,845	\$0	\$0	4.0899%	\$157	\$0	\$0	9.6901%	\$373	
423	90000092476	SVC8000	SOLAR PANELS	Structures and Improvement	\$9,033	\$0	\$0	4.0899%	\$369	\$0	\$0	9.6901%	\$875	
424	90000092476	SVC8000	WIRE-CABLE BY SIZE & KIND (100 FT)	Structures and Improvement	\$60,955	\$0	\$0	4.0899%	\$2,493	\$0	\$0	9.6901%	\$5,907	
425	TXFER00099	SVC8000	BUILDINGS	Structures and Improvement	\$236	\$1,777	\$8	1.6673%	\$4	\$30	\$0	3.3927%	\$8	
426	TXFER00099	SVC8000	ROOF	Structures and Improvement	\$3,146	\$23,649	\$52	1.6673%	\$52	\$394	\$0	3.3927%	\$107	
427	TXFER00099	SVC8000	AIR CONDITIONER UNIT (EA)	Structures and Improvement	\$460	\$3,331	\$8	1.6673%	\$8	\$56	\$0	3.3927%	\$16	
428	TXFER00099	SVC8000	BATTERY	Structures and Improvement	\$815	\$4,712	\$12	1.5316%	\$12	\$72	\$0	3.7985%	\$31	
429	90000102548	SVC8000	Wire & Cable	Structures and Improvement	\$235	\$1,062	\$7	2.8497%	\$7	\$30	\$0	8.3686%	\$20	
430	90000102548	SVC8000	FLOOR COVERING	Structures and Improvement	\$12,634	\$57,201	\$517	4.0899%	\$517	\$2,339	\$0	9.6901%	\$1,224	
431	TXFER00099	SVC8000	EXTERIOR DOORS & WINDOWS	Structures and Improvement	\$183	\$774	\$11	6.2600%	\$11	\$48	\$0	0.0000%	\$0	
432	TXFER00099	SVC8000	HVAC	Structures and Improvement	\$404	\$1,713	\$25	6.2600%	\$25	\$107	\$0	0.0000%	\$0	
433	TXFER00099	SVC8000	PAVEMENTS,ROADS,WALKS,CURBS (100 SQ	Structures and Improvement	\$381	\$1,618	\$24	6.2600%	\$24	\$101	\$0	0.0000%	\$0	
434	TXFER00099	SVC8000	STRUCTURE / IMPROVEMENT	Structures and Improvement	\$856	\$3,553	\$35	4.0899%	\$35	\$145	\$0	9.6901%	\$83	
435	TXFER00099	SVC8000	STRUCTURE / IMPROVEMENT	Structures and Improvement	\$1,426	\$5,921	\$58	4.0899%	\$58	\$242	\$0	9.6901%	\$138	
436	TXFER00099	SVC8000	EXTERIOR DOORS & WINDOWS	Structures and Improvement	\$160	\$642	\$7	4.0899%	\$7	\$26	\$0	9.6901%	\$15	
437	90000124256	SVC8000	BUILDINGS	Structures and Improvement	\$11,087	\$36,718	\$170	1.5316%	\$170	\$562	\$0	3.7985%	\$421	
438	90000124256	SVC8000	BUILDING HEATING/COOLING SYSTEM	Structures and Improvement	\$836	\$2,267	\$13	1.5316%	\$13	\$42	\$0	3.7985%	\$32	
439	90000124268	SVC8000	BUILDING HEATING/COOLING SYSTEM	Structures and Improvement	\$286	\$948	\$5	1.6673%	\$5	\$16	\$0	3.3927%	\$10	
440	90000124286	SVC8000	BUILDINGS	Structures and Improvement	\$959	\$3,177	\$15	1.5316%	\$15	\$49	\$0	3.7985%	\$36	
441	90000124286	SVC8000	CELLING	Structures and Improvement	\$2,156	\$7,141	\$33	1.5316%	\$33	\$109	\$0	3.7985%	\$82	
442	90000124286	SVC8000	FIRE PROTECTION SYSTEM-OUTSIDE	Structures and Improvement	\$795	\$2,632	\$12	1.5316%	\$12	\$40	\$0	3.7985%	\$30	

THE NARRAGANSETT ELECTRIC COMPANY
d/b/a NATIONAL GRID
RIPUC Docket Nos. 4770/4780
Compliance Attachment 3
Workpaper 6e
Page 39 of 60

The Narragansett Electric Company d/b/a National Grid
Service Company Rents
For the Rate Year ended August 31, 2020

Line	Work order	estm Nt	Project Description	Account Description	Test Year Rent	Less IFA Salary & Wage	Allocation	Total	Amortization Period	Rate	Bonus Depreciation	09/01/2019		08/31/2020	
												Balance	Balance	Balance	Balance
379	ITXFE000099	SVC8000	BUILDINGS	Structures and Improvement	\$0	\$0	\$4	\$25	468	46.14%	\$52,810	\$75,731	\$77,312		
380	ITXFE000099	SVC8000	BUILDINGS	Structures and Improvement	\$0	\$0	\$0	\$0	468	46.14%	\$65,904	\$92,535	\$94,507		
381	ITXFE000099	SVC8000	SECURITY SYSTEM	Structures and Improvement	\$0	\$0	\$0	\$2	468	46.14%	\$4,103	\$5,761	\$5,884		
382	ITXFE000099	SVC8000	BUILDINGS	Structures and Improvement	\$0	\$0	\$0	\$1	468	46.14%	\$2,894	\$4,063	\$4,150		
383	ITXFE000099	SVC8000	SECURITY SYSTEM	Structures and Improvement	\$0	\$0	\$0	\$3	468	46.14%	\$1,991	\$2,795	\$2,855		
384	ITXFE000099	SVC8000	BUILDINGS	Structures and Improvement	\$0	\$3	\$3	\$16	468	46.14%	\$11,555	\$16,196	\$16,541		
385	ITXFE000099	SVC8000	BUILDINGS	Structures and Improvement	\$0	\$3	\$3	\$18	468	46.14%	\$12,715	\$17,853	\$18,234		
386	ITXFE000099	SVC8000	PAVEMENTS,ROADS,WALKS,CURBS (100 SQ	Structures and Improvement	\$0	\$0	\$0	\$4	468	46.14%	\$81,481	\$114,406	\$116,845		
387	ITXFE000099	SVC8000	BUILDINGS	Structures and Improvement	\$0	\$1	\$1	\$4	468	46.14%	\$7,870	\$11,050	\$11,286		
388	ITXFE000099	SVC8000	SECURITY SYSTEM	Structures and Improvement	\$0	\$0	\$0	\$1	468	46.14%	\$2,244	\$3,150	\$3,217		
389	ITXFE000099	SVC8000	SECURITY SYSTEM	Structures and Improvement	(\$42)	(\$42)	\$0	\$0	468	46.14%	(\$2,011)	(\$6,370)	(\$6,370)		
390	ITXFE000099	SVC8000	BUILDINGS	Structures and Improvement	\$0	\$22	\$22	\$139	468	46.14%	\$272,094	\$373,899	\$382,043		
401	ITXFE000099	SVC8000	BUILDINGS	Structures and Improvement	\$0	\$0	\$0	\$0	468	46.14%	\$4,556	\$6,260	\$6,397		
402	ITXFE000099	SVC8000	BUILDINGS	Structures and Improvement	\$0	\$0	\$0	\$2	468	46.14%	\$2,996	\$4,028	\$4,117		
403	ITXFE000099	SVC8000	SECURITY SYSTEM	Structures and Improvement	\$0	\$23	\$23	\$144	468	46.14%	\$261,208	\$343,302	\$351,121		
404	ITXFE000099	SVC8000	SECURITY SYSTEM	Structures and Improvement	\$0	\$0	\$0	\$3	468	46.14%	\$4,242	\$5,575	\$5,702		
405	ITXFE000099	SVC8000	COMMUNICATION SYSTEM INTRA-SITE	Structures and Improvement	\$0	\$0	\$0	\$0	468	46.14%	\$678	\$891	\$912		
406	ITXFE000099	SVC8000	FLOOR COVERING	Structures and Improvement	\$0	\$0	\$0	\$1	468	46.14%	\$1,770	\$2,326	\$2,379		
407	ITXFE000099	SVC8000	LIGHTING FIXTURE	Structures and Improvement	\$0	\$0	\$0	\$1	468	46.14%	\$1,415	\$1,860	\$1,902		
408	ITXFE000099	SVC8000	OFFICE FURNITURE	Structures and Improvement	\$0	\$0	\$0	\$0	468	46.14%	\$795	\$1,045	\$1,068		
409	ITXFE000099	SVC8000	WIRE/CABLE BY SIZE & KIND (100 FT)	Structures and Improvement	\$0	\$0	\$0	\$3	468	46.14%	\$5,426	\$7,131	\$7,294		
410	ITXFE000099	SVC8000	BUILDINGS	Structures and Improvement	\$0	\$0	\$0	\$3	468	46.14%	\$5,333	\$7,009	\$7,169		
411	90000092476	SVC8000	BUILDING & ADDITIONS	Structures and Improvement	\$0	\$96	\$96	\$608	468	46.14%	\$372,623	\$478,580	\$489,734		
412	90000092476	SVC8000	BUILDING COMMUN & DATA CABLING PLNT	Structures and Improvement	\$0	\$160	\$160	\$1,008	468	46.14%	\$617,496	\$793,085	\$811,568		
413	90000092476	SVC8000	BUILDING HEATING/COOLING SYSTEM	Structures and Improvement	\$0	\$342	\$342	\$2,161	468	46.14%	\$1,323,725	\$1,700,132	\$1,739,754		
414	90000092476	SVC8000	CEILING	Structures and Improvement	\$0	\$113	\$113	\$712	468	46.14%	\$436,224	\$560,267	\$573,324		
415	90000092476	SVC8000	EXTERIOR DOORS & WINDOWS	Structures and Improvement	\$0	\$48	\$48	\$301	468	46.14%	\$184,487	\$236,947	\$242,469		
416	90000092476	SVC8000	FIBER OPTIC CABLE - ALL SIZES	Structures and Improvement	\$0	\$33	\$33	\$208	468	46.14%	\$127,110	\$163,255	\$167,959		
417	90000092476	SVC8000	FIRE FIGHTING EQUIPMENT	Structures and Improvement	\$0	\$31	\$31	\$197	468	46.14%	\$120,915	\$155,298	\$158,918		
418	90000092476	SVC8000	FLOOR COVERING	Structures and Improvement	\$0	\$92	\$92	\$580	468	46.14%	\$355,051	\$456,612	\$466,639		
419	90000092476	SVC8000	PLUMBING SYSTEM (ALL)	Structures and Improvement	\$0	\$13	\$13	\$85	468	46.14%	\$51,836	\$66,576	\$68,127		
420	90000092476	SVC8000	ROOF	Structures and Improvement	\$0	\$3	\$3	\$22	468	46.14%	\$13,314	\$17,100	\$17,498		
421	90000092476	SVC8000	SECURITY SYSTEM	Structures and Improvement	\$0	\$43	\$43	\$270	468	46.14%	\$165,402	\$212,434	\$217,385		
422	90000092476	SVC8000	SIGNS	Structures and Improvement	\$0	\$51	\$51	\$322	468	46.14%	\$197,017	\$253,040	\$258,937		
423	90000092476	SVC8000	SOLAR PANELS	Structures and Improvement	\$0	\$120	\$120	\$756	468	46.14%	\$462,831	\$594,439	\$608,292		
424	90000092476	SVC8000	WIRE/CABLE BY SIZE & KIND (100 FT)	Structures and Improvement	\$0	\$807	\$807	\$5,100	468	46.14%	\$3,123,178	\$4,011,269	\$4,104,752		
425	ITXFE000099	SVC8000	BUILDINGS	Structures and Improvement	\$60	\$9	\$9	\$59	468	46.14%	\$8,197	\$10,283	\$10,528		
426	ITXFE000099	SVC8000	ROOF	Structures and Improvement	\$802	\$124	\$124	\$785	468	46.14%	\$109,116	\$136,877	\$140,144		
427	ITXFE000099	SVC8000	AIR CONDITIONER UNIT (EA)	Structures and Improvement	\$113	\$18	\$18	\$111	468	46.14%	\$15,371	\$19,282	\$19,742		
428	ITXFE000099	SVC8000	BATTERY	Structures and Improvement	\$179	\$29	\$29	\$181	468	46.14%	\$21,742	\$27,273	\$27,924		
429	90000102548	SVC8000	Wire & Cable	Structures and Improvement	\$84	\$84	\$84	\$90	468	46.14%	\$4,900	\$6,600	\$6,147		
430	90000102548	SVC8000	FLOOR COVERING	Structures and Improvement	\$5,543	\$924	\$924	\$5,843	468	46.14%	\$263,919	\$323,167	\$331,066		
431	ITXFE000099	SVC8000	EXTERIOR DOORS & WINDOWS	Structures and Improvement	\$0	\$0	\$0	\$0	468	46.14%	\$3,571	\$4,573	\$4,480		
432	ITXFE000099	SVC8000	HVAC	Structures and Improvement	\$0	\$0	\$0	\$0	468	46.14%	\$7,906	\$9,680	\$9,917		
433	ITXFE000099	SVC8000	PAVEMENTS,ROADS,WALKS,CURBS (100 SQ	Structures and Improvement	\$0	\$0	\$0	\$0	468	46.14%	\$7,464	\$9,139	\$9,362		
434	ITXFE000099	SVC8000	STRUCTURE / IMPROVEMENT	Structures and Improvement	\$344	\$58	\$58	\$369	468	46.14%	\$16,392	\$20,072	\$20,563		
435	ITXFE000099	SVC8000	STRUCTURE / IMPROVEMENT	Structures and Improvement	\$574	\$97	\$97	\$615	468	46.14%	\$27,320	\$33,454	\$34,271		
436	ITXFE000099	SVC8000	EXTERIOR DOORS & WINDOWS	Structures and Improvement	\$62	\$11	\$11	\$67	468	46.14%	\$2,962	\$3,538	\$3,627		
437	90000124245	SVC8000	BUILDINGS	Structures and Improvement	\$1,395	\$248	\$248	\$1,568	468	41.71%	\$153,137	\$188,811	\$194,299		
438	90000124256	SVC8000	BUILDING HEATING/COOLING SYSTEM	Structures and Improvement	\$105	\$19	\$19	\$118	468	41.71%	\$11,542	\$14,230	\$14,644		
439	90000124268	SVC8000	BUILDING HEATING/COOLING SYSTEM	Structures and Improvement	\$32	\$6	\$6	\$36	468	41.71%	\$3,956	\$4,877	\$5,019		
440	90000124286	SVC8000	BUILDINGS	Structures and Improvement	\$121	\$21	\$21	\$136	468	41.71%	\$13,248	\$16,335	\$16,810		
441	90000124286	SVC8000	CEILING	Structures and Improvement	\$271	\$48	\$48	\$305	468	41.71%	\$29,782	\$36,720	\$37,788		
442	90000124286	SVC8000	FIRE PROTECTION SYSTEM-OUTSIDE	Structures and Improvement	\$100	\$18	\$18	\$112	468	41.71%	\$10,976	\$13,533	\$13,926		

THE NARRAGANSETT ELECTRIC COMPANY
d/b/a NATIONAL GRID
RIPUC Docket Nos. 4770/4780
Compliance Attachment 3
Workpaper 6e
Page 40 of 60

The Narragansett Electric Company db/a National Grid
Service Company Reimbursements
Service Company Capital for Facilities allocated to Operating Companies as Rent Expense
For the Rate Year ended August 31, 2020

27.32% 09/01/19 08/31/20 27.32% 8.23%

Line	Work order	estimation N	Project Description	Account Description	Average Balance	Cash Tax	09/01/2019 Balance	08/31/2020 Balance	Average Balance	Book Tax	Cash to Book Tax Difference	Return on Accum Taxes
379	ITXFER00099	SVC8000	BUILDINGS	Structures and Improvements	\$76,521	\$20,906	\$114,459	\$114,459	\$114,459	\$39,023	(\$10,365)	(\$853)
380	ITXFER00099	SVC8000	BUILDINGS	Structures and Improvements	\$93,321	\$25,550	\$142,837	\$142,837	\$142,837	\$2,430	(\$13,472)	(\$1,109)
381	ITXFER00099	SVC8000	SECURITY SYSTEM	Structures and Improvements	\$5,823	\$1,591	\$8,893	\$8,893	\$8,893	\$1,714	(\$692)	(\$69)
382	ITXFER00099	SVC8000	BUILDINGS	Structures and Improvements	\$4,107	\$1,122	\$6,272	\$6,272	\$6,272	\$1,179	(\$407)	(\$33)
383	ITXFER00099	SVC8000	SECURITY SYSTEM	Structures and Improvements	\$2,825	\$772	\$4,315	\$4,315	\$4,315	\$25,000	(\$2,338)	(\$194)
384	ITXFER00099	SVC8000	BUILDINGS	Structures and Improvements	\$16,568	\$4,472	\$25,000	\$25,000	\$25,000	\$6,830	(\$2,599)	(\$214)
385	ITXFER00099	SVC8000	BUILDINGS	Structures and Improvements	\$18,044	\$4,929	\$27,558	\$27,558	\$27,558	\$7,529	(\$16,658)	(\$1,371)
386	ITXFER00099	SVC8000	PAVEMENTS,ROADS,WALKS,CURBS (100 SQ	Structures and Improvements	\$115,026	\$31,589	\$176,599	\$176,599	\$176,599	\$48,247	(\$1,609)	(\$132)
387	ITXFER00099	SVC8000	BUILDINGS	Structures and Improvements	\$3,184	\$3,051	\$17,057	\$17,057	\$17,057	\$4,863	(\$1,328)	(\$38)
388	ITXFER00099	SVC8000	BUILDINGS	Structures and Improvements	\$3,184	\$870	\$4,863	\$4,863	\$4,863	\$1,191	(\$549)	(\$45)
389	ITXFER00099	SVC8000	SECURITY SYSTEM	Structures and Improvements	(\$6,370)	(\$1,740)	(\$4,359)	(\$4,359)	(\$4,359)	(\$1,191)	(\$549)	(\$45)
400	ITXFER00099	SVC8000	BUILDINGS	Structures and Improvements	\$377,971	\$103,262	\$589,724	\$589,724	\$589,724	\$161,113	(\$57,851)	(\$4,761)
401	ITXFER00099	SVC8000	BUILDINGS	Structures and Improvements	\$6,328	\$1,729	\$9,874	\$9,874	\$9,874	\$2,698	(\$969)	(\$80)
402	ITXFER00099	SVC8000	BUILDINGS	Structures and Improvements	\$4,072	\$1,113	\$6,494	\$6,494	\$6,494	\$1,774	(\$662)	(\$54)
403	ITXFER00099	SVC8000	SECURITY SYSTEM	Structures and Improvements	\$3,472	\$94,858	\$566,129	\$566,129	\$566,129	\$154,667	(\$59,808)	(\$4,222)
404	ITXFER00099	SVC8000	SECURITY SYSTEM	Structures and Improvements	\$5,639	\$1,540	\$9,194	\$9,194	\$9,194	\$2,512	(\$971)	(\$80)
405	ITXFER00099	SVC8000	COMMUNICATION SYSTEM INTRA-SITE	Structures and Improvements	\$902	\$246	\$1,470	\$1,470	\$1,470	\$402	(\$155)	(\$13)
406	ITXFER00099	SVC8000	FLOOR COVERING	Structures and Improvements	\$2,352	\$643	\$3,836	\$3,836	\$3,836	\$1,048	(\$405)	(\$33)
407	ITXFER00099	SVC8000	LIGHTING FIXTURE	Structures and Improvements	\$1,881	\$514	\$3,067	\$3,067	\$3,067	\$838	(\$324)	(\$27)
408	ITXFER00099	SVC8000	OFFICE FURNITURE	Structures and Improvements	\$1,056	\$289	\$1,723	\$1,723	\$1,723	\$471	(\$182)	(\$15)
409	ITXFER00099	SVC8000	WIRE/CABLE BY SIZE & KIND (100 FT)	Structures and Improvements	\$7,213	\$1,970	\$11,760	\$11,760	\$11,760	\$3,213	(\$1,242)	(\$102)
410	ITXFER00099	SVC8000	BUILDINGS	Structures and Improvements	\$7,089	\$1,937	\$11,559	\$11,559	\$11,559	\$3,158	(\$1,221)	(\$100)
411	90000092476	SVC8000	BUILDING & ADDITIONS	Structures and Improvements	\$484,157	\$132,272	\$807,606	\$807,606	\$807,606	\$220,638	(\$88,366)	(\$7,273)
412	90000092476	SVC8000	BUILDING COMMUN & DATA CABLING PLNT	Structures and Improvements	\$802,326	\$219,195	\$1,338,332	\$1,338,332	\$1,338,332	\$365,632	(\$146,437)	(\$12,052)
413	90000092476	SVC8000	BUILDING HEATING/COOLING SYSTEM	Structures and Improvements	\$1,719,943	\$469,888	\$2,868,977	\$2,868,977	\$2,868,977	\$783,804	(\$313,916)	(\$25,835)
414	90000092476	SVC8000	CEILING	Structures and Improvements	\$566,796	\$154,849	\$945,452	\$945,452	\$945,452	\$258,297	(\$103,449)	(\$8,514)
415	90000092476	SVC8000	EXTERIOR DOORS & WINDOWS	Structures and Improvements	\$239,708	\$65,488	\$399,848	\$399,848	\$399,848	\$109,238	(\$43,750)	(\$3,601)
416	90000092476	SVC8000	FIBER OPTIC CABLE - ALL SIZES	Structures and Improvements	\$165,157	\$45,121	\$275,493	\$275,493	\$275,493	\$75,265	(\$30,144)	(\$2,481)
417	90000092476	SVC8000	FIRE FIGHTING EQUIPMENT	Structures and Improvements	\$157,108	\$42,922	\$262,066	\$262,066	\$262,066	\$71,597	(\$26,875)	(\$2,360)
418	90000092476	SVC8000	FLOOR COVERING	Structures and Improvements	\$461,325	\$126,034	\$769,521	\$769,521	\$769,521	\$210,233	(\$84,190)	(\$6,930)
419	90000092476	SVC8000	PLUMBING SYSTEM (ALL)	Structures and Improvements	\$67,351	\$18,400	\$112,346	\$112,346	\$112,346	\$30,693	(\$12,293)	(\$1,012)
420	90000092476	SVC8000	ROOF	Structures and Improvements	\$17,299	\$4,726	\$28,856	\$28,856	\$28,856	\$7,883	(\$3,157)	(\$260)
421	90000092476	SVC8000	SECURITY SYSTEM	Structures and Improvements	\$214,910	\$58,713	\$358,483	\$358,483	\$358,483	\$97,938	(\$39,224)	(\$3,228)
422	90000092476	SVC8000	SIGNS	Structures and Improvements	\$255,988	\$69,936	\$427,005	\$427,005	\$427,005	\$116,658	(\$46,722)	(\$3,845)
423	90000092476	SVC8000	SOLAR PANELS	Structures and Improvements	\$601,365	\$164,293	\$1,003,116	\$1,003,116	\$1,003,116	\$274,051	(\$109,758)	(\$9,033)
424	90000092476	SVC8000	WIRE/CABLE BY SIZE & KIND (100 FT)	Structures and Improvements	\$4,058,011	\$1,108,649	\$6,769,025	\$6,769,025	\$6,769,025	\$1,849,298	(\$740,649)	(\$60,955)
425	ITXFER00099	SVC8000	BUILDINGS	Structures and Improvements	\$10,406	\$2,843	\$15,694	\$15,694	\$15,694	\$4,530	(\$1,687)	(\$139)
426	ITXFER00099	SVC8000	ROOF	Structures and Improvements	\$138,511	\$37,841	\$208,502	\$208,502	\$208,502	\$60,302	(\$22,461)	(\$1,849)
427	ITXFER00099	SVC8000	AIR CONDITIONER UNIT (EA)	Structures and Improvements	\$19,512	\$5,331	\$29,150	\$29,150	\$29,150	\$8,419	(\$3,088)	(\$254)
428	ITXFER00099	SVC8000	BATTERY	Structures and Improvements	\$27,999	\$7,540	\$38,483	\$38,483	\$38,483	\$11,157	(\$3,617)	(\$298)
429	9000008934	SVC8000	Wire & Cable	Structures and Improvements	\$6,074	\$1,659	\$7,877	\$7,877	\$7,877	\$8,408	\$2,297	(\$638)
430	90000102548	SVC8000	FLOOR COVERING	Structures and Improvements	\$37,116	\$9,568	\$42,423	\$42,423	\$42,423	\$12,575	(\$34,347)	(\$2,827)
431	ITXFER00099	SVC8000	EXTERIOR DOORS & WINDOWS	Structures and Improvements	\$4,426	\$1,209	\$6,321	\$6,321	\$6,321	\$1,621	(\$412)	(\$34)
432	ITXFER00099	SVC8000	HVAC	Structures and Improvements	\$9,799	\$2,677	\$12,279	\$12,279	\$12,279	\$3,589	(\$912)	(\$75)
433	ITXFER00099	SVC8000	PAVEMENTS,ROADS,WALKS,CURBS (100 SQ	Structures and Improvements	\$20,318	\$5,527	\$13,210	\$13,210	\$13,210	\$3,388	(\$861)	(\$71)
434	ITXFER00099	SVC8000	STRUCTURE/IMPROVEMENT	Structures and Improvements	\$20,318	\$5,551	\$25,166	\$25,166	\$25,166	\$7,361	(\$1,810)	(\$149)
435	ITXFER00099	SVC8000	STRUCTURE/IMPROVEMENT	Structures and Improvements	\$33,863	\$9,251	\$41,943	\$41,943	\$41,943	\$12,268	(\$3,016)	(\$248)
436	ITXFER00099	SVC8000	EXTERIOR DOORS & WINDOWS	Structures and Improvements	\$3,582	\$979	\$4,494	\$4,494	\$4,494	\$1,315	(\$337)	(\$28)
437	90000124245	SVC8000	BUILDINGS	Structures and Improvements	\$191,555	\$52,333	\$229,489	\$229,489	\$229,489	\$67,712	(\$15,379)	(\$1,266)
438	90000124256	SVC8000	BUILDING HEATING/COOLING SYSTEM	Structures and Improvements	\$4,948	\$3,944	\$17,296	\$17,296	\$17,296	\$5,103	(\$1,159)	(\$95)
439	90000124268	SVC8000	BUILDING HEATING/COOLING SYSTEM	Structures and Improvements	\$16,572	\$4,528	\$19,854	\$19,854	\$19,854	\$21,442	\$5,858	(\$1,531)
440	90000124286	SVC8000	BUILDINGS	Structures and Improvements	\$37,254	\$10,178	\$44,652	\$44,652	\$44,652	\$13,169	(\$2,991)	(\$246)
441	90000124286	SVC8000	CEILING	Structures and Improvements	\$13,729	\$3,751	\$16,448	\$16,448	\$16,448	\$4,853	(\$1,102)	(\$91)
442	90000124286	SVC8000	FIRE PROTECTION SYSTEM-OUTSIDE	Structures and Improvements	\$13,729	\$3,751	\$16,448	\$16,448	\$16,448	\$4,853	(\$1,102)	(\$91)

THE NARRAGANSETT ELECTRIC COMPANY
d/b/a NATIONAL GRID
RIPUC Docket Nos. 4770/4780
Compliance Attachment 3
Workpaper 6e
Page 41 of 60

The Narragansett Electric Company d/b/a National Grid
Service Company Rents
Service Company Capital for Facilities allocated to Operating Companies as Rent Expense
For the Rate Year ended August 31, 2020

Line	Work order	estment N:	Project Description	Account Description	Bill Pool	Date	In Service	Amortizati	Inception to	Adjustments	HTY Spend
								on Period	Date \$		
443	90000124286	SVC8000	FLOOR COVERING	Structures and Improvement	J139	06/01/13	120		\$20,729	\$0	\$20,729
444	90000124286	SVC8000	HVAC	Structures and Improvement	J139	06/01/13	120		\$49,184	\$0	\$49,184
445	90000124286	SVC8000	LIGHTING FIXTURE	Structures and Improvement	J139	06/01/13	120		\$33,013	\$0	\$33,013
446	90000124286	SVC8000	POWER SUPPLY	Structures and Improvement	J139	06/01/13	120		\$92,108	\$0	\$92,108
447	90000124286	SVC8000	SIGNS	Structures and Improvement	J139	06/01/13	120		\$6,945	\$0	\$6,945
448	90000124287	SVC8000	POWER SUPPLY	Structures and Improvement	J139	06/01/13	120		\$77,874	\$0	\$77,874
449	90000124301	SVC8000	HVAC	Structures and Improvement	J114	06/01/13	120		\$1,134	\$0	\$1,134
450	90000124302	SVC8000	MISCELLANEOUS ITEMS (EA)	Structures and Improvement	J139	06/01/13	120		\$58,118	\$0	\$58,118
451	90000124307	SVC8000	EXTERIOR DOORS & WINDOWS	Structures and Improvement	J135	06/01/13	120		\$11,685	\$0	\$11,685
452	90000126524	SVC8000	BUILDING HEATING/COOLING SYSTEM	Structures and Improvement	J135	06/01/13	120		\$11,898	\$0	\$11,898
453	90000126525	SVC8000	PLUMBING SYSTEM (ALL)	Structures and Improvement	J135	06/01/13	120		\$11,284	\$0	\$11,284
454	90000128076	SVC8000	PLUMBING SYSTEM (ALL)	Structures and Improvement	J135	06/01/13	120		\$7,336	\$0	\$7,336
455	90000125044	SVC8000	FLOOR COVERING	Structures and Improvement	J139	07/01/13	120		\$193,000	\$0	\$193,000
456	90000124250	SVC8000	HVAC	Structures and Improvement	J139	10/01/13	120		\$632,461	\$0	\$632,461
457	90000124252	SVC8000	BOILER (EA)	Structures and Improvement	J139	10/01/13	120		\$332,175	\$0	\$332,175
458	90000124284	SVC8000	FLOOR COVERING	Structures and Improvement	J139	10/01/13	120		\$13,354	\$0	\$13,354
459	90000124298	SVC8000	Non-utilized	Structures and Improvement	J139	10/01/13	120		\$4,648	\$0	\$4,648
460	90000125054	SVC8000	BUILDINGS	Structures and Improvement	J139	10/01/13	120		\$286,242	\$0	\$286,242
461	90000128160	SVC8000	LIGHTING FIXTURE	Structures and Improvement	J135	10/01/13	120		\$33,779	\$0	\$33,779
462	90000130276	SVC8000	BUILDINGS	Structures and Improvement	J139	10/01/13	120		\$25,732	\$0	\$25,732
463	90000130956	SVC8000	BUILDINGS	Structures and Improvement	J139	10/01/13	120		\$5,305	\$0	\$5,305
464	90000130956	SVC8000	FLOOR COVERING	Structures and Improvement	J139	10/01/13	120		\$28,112	\$0	\$28,112
465	90000134909	SVC8000	AIR COMPRESSORS (EA)	Structures and Improvement	J139	10/01/13	120		\$14,067	\$0	\$14,067
466	90000131767	SVC8000	BUILDING & ADDITIONS	Structures and Improvement	0663	11/01/13	120		\$5,295	\$0	\$5,295
467	90000131767	SVC8000	BUILDING COMMON & DATA CABLING PLNT	Structures and Improvement	0663	11/01/13	120		\$23,162	\$0	\$23,162
468	90000131767	SVC8000	BUILDING HEATING/COOLING SYSTEM	Structures and Improvement	0663	11/01/13	120		\$10,312	\$0	\$10,312
469	90000131767	SVC8000	FINISH SYSTEMS - WALLS	Structures and Improvement	0663	11/01/13	120		\$8,400	\$0	\$8,400
470	90000131767	SVC8000	FINISH SYSTEMS - WINDOWS	Structures and Improvement	0663	11/01/13	120		\$9,419	\$0	\$9,419
471	90000131767	SVC8000	LIGHTING & POWER SYSTEM	Structures and Improvement	0663	11/01/13	120		\$32,162	\$0	\$32,162
472	90000133716	SVC8000	HVAC	Structures and Improvement	J139	11/01/13	120		\$7,201	\$0	\$7,201
473	90000133949	SVC8000	BUILDING & ADDITIONS	Structures and Improvement	0663	11/01/13	120		\$13,451	\$0	\$13,451
474	90000127354	SVC8000	HVAC	Structures and Improvement	J139	12/01/13	120		\$18,524	\$0	\$18,524
475	90000135851	SVC8000	BUILDINGS	Structures and Improvement	J139	01/01/14	120		\$13,925	\$0	\$13,925
476	90000124274	SVC8000	BUILDINGS	Structures and Improvement	J139	02/01/14	120		\$19,556	\$0	\$19,556
477	90000124274	SVC8000	CEILING	Structures and Improvement	J139	02/01/14	120		\$62,521	\$0	\$62,521
478	90000124274	SVC8000	FIRE PROTECTION SYSTEM-OUTSIDE	Structures and Improvement	J139	02/01/14	120		\$11,893	\$0	\$11,893
479	90000124274	SVC8000	FLOOR COVERING	Structures and Improvement	J139	02/01/14	120		\$11,981	\$0	\$11,981
480	90000124274	SVC8000	HVAC	Structures and Improvement	J139	02/01/14	120		\$40,816	\$0	\$40,816
481	90000124274	SVC8000	LIGHTING FIXTURE	Structures and Improvement	J139	02/01/14	120		\$37,466	\$0	\$37,466
482	90000124274	SVC8000	POWER SUPPLY	Structures and Improvement	J139	02/01/14	120		\$35,508	\$0	\$35,508
483	90000124298	SVC8000	Non-utilized	Structures and Improvement	J139	02/01/14	120		\$58	\$0	\$58
484	90000125074	SVC8000	Non-utilized	Structures and Improvement	J114	02/01/14	120		\$1,152,463	\$0	\$1,152,463
485	90000133466	SVC8000	BUILDINGS	Structures and Improvement	J114	03/01/14	120		\$454,641	\$0	\$454,641
486	90000133466	SVC8000	SECURITY SYSTEM	Structures and Improvement	J114	03/01/14	120		\$33,194	\$0	\$33,194
487	90000133466	SVC8000	YARD LIGHTING	Structures and Improvement	J114	03/01/14	120		\$98,707	\$0	\$98,707
488	90000124257	SVC8000	HVAC	Structures and Improvement	J139	04/01/14	120		\$875,792	\$0	\$875,792
489	90000124298	SVC8000	Non-utilized	Structures and Improvement	J139	04/01/14	120		(\$17)	\$0	(\$17)
490	90000125060	SVC8000	HVAC	Structures and Improvement	J139	04/01/14	120		\$784,080	\$0	\$784,080
491	90000125074	SVC8000	Non-utilized	Structures and Improvement	J114	04/01/14	120		\$77,500	\$0	\$77,500
492	90000135128	SVC8000	SECURITY SYSTEM	Structures and Improvement	J139	04/01/14	120		\$375	\$0	\$375
493	90000135586	SVC8000	HVAC	Structures and Improvement	J139	04/01/14	120		\$136,596	\$0	\$136,596
494	90000128240	SVC8000	HVAC	Structures and Improvement	J135	06/01/14	120		\$10,484	\$0	\$10,484
495	90000136833	SVC8000	BUILDINGS	Structures and Improvement	J139	06/01/14	120		\$60,035	\$0	\$60,035
496	90000136833	SVC8000	HVAC	Structures and Improvement	J139	06/01/14	120		\$44,940	\$0	\$44,940

THE NARRAGANSETT ELECTRIC COMPANY
d/b/a NATIONAL GRID
RIPUC Docket Nos. 4770/4780
Compliance Attachment 3
Workpaper 6e
Page 42 of 60

The Narragansett Electric Company d/b/a National Grid
Service Company Rents
Service Company Capital for Facilities allocated to Operating Companies as Rent Expense
For the Rate Year ended August 31, 2020

09/01/19 08/31/2020 8.2300%

Line	Work order	estment N:	Project Description	NECO	Account Description	09/01/2019	08/31/2020	Average	Service Co	Year Return	Return on
						Balance	Balance	Balance	Return	Accum	Accum
										Return	Taxes
443	90000124286	SVG8000	FLOOR COVERING	YES	Structures and Improvements	\$7,773	\$5,700	\$6,737	8.23%	\$554	\$71
444	90000124286	SVG8000	HVAC	YES	Structures and Improvements	\$15,985	\$13,526	\$15,985	8.23%	\$1,316	\$170
445	90000124286	SVG8000	LIGHTING FIXTURE	YES	Structures and Improvements	\$9,078	\$9,078	\$10,729	8.23%	\$883	\$114
446	90000124286	SVG8000	POWER SUPPLY	YES	Structures and Improvements	\$34,540	\$25,330	\$29,935	8.23%	\$2,464	\$318
447	90000124286	SVG8000	SIGNS	YES	Structures and Improvements	\$2,605	\$1,910	\$2,257	8.23%	\$186	\$24
448	90000124287	SVG8000	POWER SUPPLY	YES	Structures and Improvements	\$29,203	\$21,415	\$25,309	8.23%	\$2,083	\$268
449	90000124301	SVG8000	HVAC	NO	Structures and Improvements	\$425	\$312	\$369	8.23%	\$30	\$4
450	90000124302	SVG8000	MISCELLANEOUS ITEMS (EA)	YES	Structures and Improvements	\$21,794	\$15,983	\$18,888	8.23%	\$1,555	\$200
451	90000124307	SVG8000	EXTERIOR DOORS & WINDOWS	YES	Structures and Improvements	\$4,382	\$3,213	\$3,798	8.23%	\$313	\$40
452	90000126524	SVG8000	BUILDING HEATING/COOLING SYSTEM	YES	Structures and Improvements	\$712	\$522	\$617	8.23%	\$51	\$7
453	90000126525	SVG8000	PLUMBING SYSTEM (ALL)	YES	Structures and Improvements	\$4,232	\$3,103	\$3,667	8.23%	\$302	\$39
454	90000128076	SVG8000	PLUMBING SYSTEM (ALL)	YES	Structures and Improvements	\$2,751	\$2,017	\$2,384	8.23%	\$196	\$25
455	90000125044	SVG8000	FLOOR COVERING	YES	Structures and Improvements	\$73,983	\$54,683	\$64,333	8.23%	\$5,295	\$629
456	90000124250	SVG8000	HVAC	YES	Structures and Improvements	\$258,255	\$195,009	\$226,632	8.23%	\$18,652	\$1,919
457	90000124252	SVG8000	BOILER (EA)	YES	Structures and Improvements	\$135,638	\$102,421	\$119,029	8.23%	\$9,796	\$1,008
458	90000124284	SVG8000	FLOOR COVERING	YES	Structures and Improvements	\$4,118	\$4,118	\$4,785	8.23%	\$394	\$41
459	90000124298	SVG8000	Non-unionized	YES	Structures and Improvements	\$1,898	\$1,433	\$1,666	8.23%	\$137	\$14
460	90000125054	SVG8000	BUILDINGS	YES	Structures and Improvements	\$116,882	\$88,258	\$102,570	8.23%	\$8,442	\$868
461	90000128160	SVG8000	LIGHTING FIXTURE	YES	Structures and Improvements	\$13,793	\$10,415	\$12,104	8.23%	\$996	\$102
462	90000130276	SVG8000	BUILDINGS	YES	Structures and Improvements	\$10,507	\$7,934	\$9,221	8.23%	\$759	\$78
463	90000130956	SVG8000	BUILDINGS	YES	Structures and Improvements	\$2,166	\$1,636	\$1,901	8.23%	\$156	\$16
464	90000130956	SVG8000	FLOOR COVERING	YES	Structures and Improvements	\$11,479	\$8,668	\$10,074	8.23%	\$829	\$85
465	90000134909	SVG8000	AIR COMPRESSORS (EA)	YES	Structures and Improvements	\$5,744	\$4,337	\$5,041	8.23%	\$415	\$43
466	90000131767	SVG8000	BUILDING & ADDITIONS	YES	Structures and Improvements	\$2,206	\$1,677	\$1,942	8.23%	\$160	\$15
467	90000131767	SVG8000	BUILDING COMMUN & DATA CABLING PLNT	YES	Structures and Improvements	\$9,651	\$7,335	\$8,493	8.23%	\$699	\$66
468	90000131767	SVG8000	BUILDING HEATING/COOLING SYSTEM	YES	Structures and Improvements	\$4,297	\$3,265	\$3,781	8.23%	\$311	\$29
469	90000131767	SVG8000	FINISH SYSTEMS - WALLS	YES	Structures and Improvements	\$3,500	\$2,660	\$3,080	8.23%	\$253	\$24
470	90000131767	SVG8000	FINISH SYSTEMS - WINDOWS	YES	Structures and Improvements	\$3,924	\$2,983	\$3,453	8.23%	\$284	\$27
471	90000131767	SVG8000	LIGHTING & POWER SYSTEM	YES	Structures and Improvements	\$13,401	\$10,185	\$11,793	8.23%	\$971	\$92
472	90000133716	SVG8000	HVAC	YES	Structures and Improvements	\$3,000	\$2,280	\$2,640	8.23%	\$217	\$20
473	90000133949	SVG8000	BUILDING & ADDITIONS	YES	Structures and Improvements	\$5,605	\$4,260	\$4,932	8.23%	\$406	\$38
474	90000127354	SVG8000	HVAC	YES	Structures and Improvements	\$7,873	\$6,020	\$6,946	8.23%	\$572	\$49
475	90000155851	SVG8000	BUILDINGS	YES	Structures and Improvements	\$6,054	\$4,642	\$5,338	8.23%	\$439	\$34
476	90000124274	SVG8000	BUILDINGS	YES	Structures and Improvements	\$8,637	\$6,682	\$7,659	8.23%	\$630	\$45
477	90000124274	SVG8000	CEILING	YES	Structures and Improvements	\$27,614	\$21,361	\$24,487	8.23%	\$2,015	\$143
478	90000124274	SVG8000	FIRE PROTECTION SYSTEM-OUTSIDE	YES	Structures and Improvements	\$5,253	\$4,063	\$4,658	8.23%	\$383	\$27
479	90000124274	SVG8000	FLOOR COVERING	YES	Structures and Improvements	\$5,292	\$4,094	\$4,693	8.23%	\$386	\$27
480	90000124274	SVG8000	HVAC	YES	Structures and Improvements	\$18,027	\$13,945	\$15,986	8.23%	\$1,316	\$93
481	90000124274	SVG8000	LIGHTING FIXTURE	YES	Structures and Improvements	\$16,548	\$12,801	\$14,674	8.23%	\$1,208	\$86
482	90000124274	SVG8000	POWER SUPPLY	YES	Structures and Improvements	\$15,682	\$12,132	\$13,907	8.23%	\$1,145	\$81
483	90000124298	SVG8000	Non-unionized	YES	Structures and Improvements	\$26	\$20	\$23	8.23%	\$2	\$0
484	90000125074	SVG8000	Non-unionized	NO	Structures and Improvements	\$509,005	\$393,758	\$451,381	8.23%	\$37,149	\$2,632
485	90000133466	SVG8000	BUILDINGS	NO	Structures and Improvements	\$204,589	\$159,124	\$181,856	8.23%	\$14,967	\$953
486	90000133466	SVG8000	SECURITY SYSTEM	NO	Structures and Improvements	\$14,938	\$11,618	\$13,278	8.23%	\$1,093	\$70
487	90000135466	SVG8000	YARD LIGHTING	NO	Structures and Improvements	\$44,418	\$34,547	\$39,483	8.23%	\$3,249	\$307
488	90000124257	SVG8000	HVAC	YES	Structures and Improvements	\$401,405	\$313,826	\$357,615	8.23%	\$29,432	\$1,380
489	90000124298	SVG8000	Non-unionized	YES	Structures and Improvements	\$0	\$0	\$0	8.23%	\$0	\$1
490	90000125060	SVG8000	HVAC	YES	Structures and Improvements	\$359,370	\$280,962	\$320,166	8.23%	\$26,350	\$1,236
491	90000125074	SVG8000	Non-unionized	NO	Structures and Improvements	\$35,521	\$27,771	\$31,646	8.23%	\$2,604	\$122
492	90000135128	SVG8000	SECURITY SYSTEM	YES	Structures and Improvements	\$172	\$134	\$153	8.23%	\$13	\$1
493	90000135586	SVG8000	HVAC	YES	Structures and Improvements	\$62,606	\$48,947	\$55,777	8.23%	\$4,590	\$215
494	90000128240	SVG8000	HVAC	YES	Structures and Improvements	\$4,980	\$3,932	\$4,456	8.23%	\$367	\$13
495	90000136853	SVG8000	BUILDINGS	YES	Structures and Improvements	\$28,517	\$22,513	\$25,515	8.23%	\$2,100	\$72
496	90000136853	SVG8000	HVAC	YES	Structures and Improvements	\$21,347	\$16,853	\$19,100	8.23%	\$1,572	\$54

THE NARRAGANSETT ELECTRIC COMPANY
d/b/a NATIONAL GRID
RIPUC Docket Nos. 4770/4780
Compliance Attachment 3
Workpaper 6e
Page 43 of 60

The Narragansett Electric Company d/b/a National Grid
Service Company Rents
Service Company Capital for Facilities allocated to Operating Companies as Rent Expense
For the Rate Year ended August 31, 2020

Line	Work order	estimation N:	Project Description	Account Description	Total Return	Year	Amortization	Test Year		NECO G	Rent -	NECO G	Rent -	NECO G	Distribution	Test Year	Rent Return
								Allocation	Return								
443	90000124286	SVC8000	FLOOR COVERING	Structures and Improvement	\$626	\$2,073	1.5316%	\$10	\$32	\$10	\$32	3.7985%	\$24	3.7985%	\$56	\$24	
444	90000124286	SVC8000	HVAC	Structures and Improvement	\$1,485	\$4,918	1.5316%	\$23	\$75	\$23	\$75	3.7985%	\$38	3.7985%	\$56	\$38	
445	90000124286	SVC8000	LIGHTING FIXTURE	Structures and Improvement	\$997	\$3,301	1.5316%	\$15	\$51	\$15	\$51	3.7985%	\$106	3.7985%	\$106	\$106	
446	90000124286	SVC8000	POWER SUPPLY	Structures and Improvement	\$2,781	\$9,211	1.5316%	\$43	\$141	\$43	\$141	3.7985%	\$8	3.7985%	\$8	\$8	
447	90000124286	SVC8000	SIGNS	Structures and Improvement	\$210	\$695	1.5316%	\$3	\$11	\$3	\$11	3.7985%	\$89	3.7985%	\$89	\$89	
448	90000124287	SVC8000	POWER SUPPLY	Structures and Improvement	\$2,351	\$7,787	1.5316%	\$36	\$119	\$36	\$119	0.0000%	\$67	0.0000%	\$67	\$67	
449	90000124301	SVC8000	HVAC	Structures and Improvement	\$34	\$113	6.2600%	\$2	\$7	\$2	\$7	3.7985%	\$0	3.7985%	\$0	\$0	
450	90000124302	SVC8000	MISCELLANEOUS ITEMS (EA)	Structures and Improvement	\$1,755	\$5,812	1.5316%	\$27	\$89	\$27	\$89	3.7985%	\$12	3.7985%	\$12	\$12	
451	90000124307	SVC8000	EXTERIOR DOORS & WINDOWS	Structures and Improvement	\$353	\$1,168	1.6673%	\$6	\$19	\$6	\$19	3.7985%	\$2	3.7985%	\$2	\$2	
452	90000126524	SVC8000	BUILDING HEATING/COOLING SYSTEM	Structures and Improvement	\$57	\$190	1.6673%	\$1	\$3	\$1	\$3	3.7985%	\$12	3.7985%	\$12	\$12	
453	90000126525	SVC8000	PLUMBING SYSTEM (ALL)	Structures and Improvement	\$341	\$1,128	1.6673%	\$6	\$19	\$6	\$19	3.7985%	\$8	3.7985%	\$8	\$8	
454	90000128076	SVC8000	PLUMBING SYSTEM (ALL)	Structures and Improvement	\$221	\$734	1.6673%	\$4	\$12	\$4	\$12	3.7985%	\$225	3.7985%	\$225	\$225	
455	90000129044	SVC8000	FLOOR COVERING	Structures and Improvement	\$5,924	\$19,300	1.5316%	\$91	\$296	\$91	\$296	3.7985%	\$781	3.7985%	\$781	\$781	
456	90000129250	SVC8000	HVAC	Structures and Improvement	\$20,570	\$63,246	1.5316%	\$315	\$969	\$315	\$969	3.7985%	\$410	3.7985%	\$410	\$410	
457	90000124252	SVC8000	BOLLER (EA)	Structures and Improvement	\$10,804	\$33,217	1.5316%	\$165	\$509	\$165	\$509	3.7985%	\$16	3.7985%	\$16	\$16	
458	90000124284	SVC8000	FLOOR COVERING	Structures and Improvement	\$434	\$1,335	1.5316%	\$7	\$20	\$7	\$20	3.7985%	\$6	3.7985%	\$6	\$6	
459	90000124298	SVC8000	Non-Unitized	Structures and Improvement	\$151	\$465	1.5316%	\$2	\$7	\$2	\$7	3.7985%	\$17	3.7985%	\$17	\$17	
460	90000125054	SVC8000	BUILDINGS	Structures and Improvement	\$9,310	\$28,624	1.5316%	\$143	\$438	\$143	\$438	3.7985%	\$354	3.7985%	\$354	\$354	
461	90000128160	SVC8000	LIGHTING FIXTURE	Structures and Improvement	\$1,099	\$3,378	1.6673%	\$18	\$56	\$18	\$56	3.7985%	\$37	3.7985%	\$37	\$37	
462	90000130276	SVC8000	BUILDINGS	Structures and Improvement	\$837	\$2,573	1.5316%	\$13	\$39	\$13	\$39	3.7985%	\$32	3.7985%	\$32	\$32	
463	90000130956	SVC8000	BUILDINGS	Structures and Improvement	\$173	\$531	1.5316%	\$3	\$8	\$3	\$8	3.7985%	\$7	3.7985%	\$7	\$7	
464	90000130956	SVC8000	FLOOR COVERING	Structures and Improvement	\$914	\$2,811	1.5316%	\$14	\$43	\$14	\$43	3.7985%	\$35	3.7985%	\$35	\$35	
465	90000134909	SVC8000	AIR COMPRESSORS (EA)	Structures and Improvement	\$458	\$1,407	1.5316%	\$7	\$22	\$7	\$22	3.7985%	\$17	3.7985%	\$17	\$17	
466	90000131767	SVC8000	BUILDING & ADDITIONS	Structures and Improvement	\$175	\$530	4.0899%	\$7	\$22	\$7	\$22	9.6901%	\$17	9.6901%	\$17	\$17	
467	90000131767	SVC8000	BUILDING COMMUN & DATA CABLING PLNT	Structures and Improvement	\$765	\$2,316	4.0899%	\$31	\$95	\$31	\$95	9.6901%	\$74	9.6901%	\$74	\$74	
468	90000131767	SVC8000	BUILDING HEATING/COOLING SYSTEM	Structures and Improvement	\$341	\$1,031	4.0899%	\$14	\$42	\$14	\$42	9.6901%	\$33	9.6901%	\$33	\$33	
469	90000131767	SVC8000	FINISH SYSTEMS - WALLS	Structures and Improvement	\$277	\$840	4.0899%	\$11	\$34	\$11	\$34	9.6901%	\$27	9.6901%	\$27	\$27	
470	90000131767	SVC8000	FINISH SYSTEMS - WINDOWS	Structures and Improvement	\$311	\$942	4.0899%	\$13	\$39	\$13	\$39	9.6901%	\$30	9.6901%	\$30	\$30	
471	90000131767	SVC8000	LIGHTING & POWER SYSTEM	Structures and Improvement	\$1,062	\$3,216	4.0899%	\$43	\$132	\$43	\$132	9.6901%	\$103	9.6901%	\$103	\$103	
472	90000133716	SVC8000	HVAC	Structures and Improvement	\$238	\$720	1.5316%	\$4	\$11	\$4	\$11	3.7985%	\$9	3.7985%	\$9	\$9	
473	90000133949	SVC8000	BUILDING & ADDITIONS	Structures and Improvement	\$444	\$1,345	4.0899%	\$18	\$55	\$18	\$55	9.6901%	\$43	9.6901%	\$43	\$43	
474	90000127354	SVC8000	HVAC	Structures and Improvement	\$621	\$1,852	1.5316%	\$10	\$28	\$10	\$28	3.7985%	\$24	3.7985%	\$24	\$24	
475	90000135851	SVC8000	BUILDINGS	Structures and Improvement	\$474	\$1,393	1.5316%	\$7	\$21	\$7	\$21	3.7985%	\$18	3.7985%	\$18	\$18	
476	90000124274	SVC8000	BUILDINGS	Structures and Improvement	\$675	\$1,956	1.5316%	\$10	\$30	\$10	\$30	3.7985%	\$26	3.7985%	\$26	\$26	
477	90000124274	SVC8000	CEILING	Structures and Improvement	\$2,158	\$6,252	1.5316%	\$33	\$96	\$33	\$96	3.7985%	\$82	3.7985%	\$82	\$82	
478	90000124274	SVC8000	FIRE PROTECTION SYSTEM-OUTSIDE	Structures and Improvement	\$411	\$1,189	1.5316%	\$6	\$18	\$6	\$18	3.7985%	\$16	3.7985%	\$16	\$16	
479	90000124274	SVC8000	FLOOR COVERING	Structures and Improvement	\$414	\$1,198	1.5316%	\$6	\$18	\$6	\$18	3.7985%	\$16	3.7985%	\$16	\$16	
480	90000124274	SVC8000	HVAC	Structures and Improvement	\$1,409	\$4,082	1.5316%	\$22	\$63	\$22	\$63	3.7985%	\$54	3.7985%	\$54	\$54	
481	90000124274	SVC8000	LIGHTING FIXTURE	Structures and Improvement	\$1,293	\$3,747	1.5316%	\$20	\$57	\$20	\$57	3.7985%	\$49	3.7985%	\$49	\$49	
482	90000124274	SVC8000	POWER SUPPLY	Structures and Improvement	\$1,226	\$3,551	1.5316%	\$19	\$54	\$19	\$54	3.7985%	\$47	3.7985%	\$47	\$47	
483	90000124298	SVC8000	Non-Unitized	Structures and Improvement	\$2	\$6	1.5316%	\$0	\$0	\$0	\$0	3.7985%	\$0	3.7985%	\$0	\$0	
484	90000125074	SVC8000	Non-Unitized	Structures and Improvement	\$39,781	\$115,246	6.2600%	\$2,490	\$7,214	\$2,490	\$7,214	0.0000%	\$0	0.0000%	\$0	\$0	
485	90000133466	SVC8000	BUILDINGS	Structures and Improvement	\$15,920	\$45,464	6.2600%	\$997	\$2,846	\$997	\$2,846	0.0000%	\$0	0.0000%	\$0	\$0	
486	90000133466	SVC8000	SECURITY SYSTEM	Structures and Improvement	\$3,456	\$9,871	6.2600%	\$216	\$618	\$216	\$618	0.0000%	\$0	0.0000%	\$0	\$0	
487	90000133466	SVC8000	YARD LIGHTING	Structures and Improvement	\$30,812	\$87,579	1.5316%	\$472	\$1,341	\$472	\$1,341	3.7985%	\$1,170	3.7985%	\$1,170	\$1,170	
488	90000124257	SVC8000	HVAC	Structures and Improvement	\$1	\$3	1.5316%	\$0	\$0	\$0	\$0	3.7985%	\$0	3.7985%	\$0	\$0	
489	90000124298	SVC8000	Non-Unitized	Structures and Improvement	\$27,585	\$78,408	1.5316%	\$423	\$1,201	\$423	\$1,201	3.7985%	\$1,048	3.7985%	\$1,048	\$1,048	
490	90000125060	SVC8000	HVAC	Structures and Improvement	\$2,727	\$7,750	6.2600%	\$171	\$485	\$171	\$485	0.0000%	\$0	0.0000%	\$0	\$0	
491	90000125074	SVC8000	Non-Unitized	Structures and Improvement	\$13	\$38	1.5316%	\$0	\$1	\$0	\$1	3.7985%	\$1	3.7985%	\$1	\$1	
492	90000135128	SVC8000	SECURITY SYSTEM	Structures and Improvement	\$4,806	\$13,660	1.5316%	\$74	\$209	\$74	\$209	3.7985%	\$183	3.7985%	\$183	\$183	
493	90000135586	SVC8000	HVAC	Structures and Improvement	\$379	\$1,048	1.6673%	\$6	\$17	\$6	\$17	3.7985%	\$13	3.7985%	\$13	\$13	
494	90000128240	SVC8000	HVAC	Structures and Improvement	\$2,172	\$6,004	1.5316%	\$33	\$92	\$33	\$92	3.7985%	\$83	3.7985%	\$83	\$83	
495	90000136833	SVC8000	BUILDINGS	Structures and Improvement	\$1,626	\$4,494	1.5316%	\$25	\$69	\$25	\$69	3.7985%	\$62	3.7985%	\$62	\$62	

THE NARRAGANSETT ELECTRIC COMPANY
d/b/a NATIONAL GRID
RIPUC Docket Nos. 4770/4780
Compliance Attachment 3
Workpaper 6e
Page 44 of 60

The Narragansett Electric Company d/b/a National Grid
Service Company Rents
Service Company Capital for Facilities allocated to Operating Companies as Rent Expense
For the Rate Year ended August 31, 2020

Distribution

Line	Work order	estm Nt	Project Description	Account Description	Test Year Rent		Less IFA Salary & Wage	Total	Amortization Period	Bonus Rate	Bonus Depreciation	09/01/2019		08/31/2020	
					Depreciation	Rent						Balance	Balance		
443	90000124286	SVCS800	FLOOR COVERING	Structures and Improvement	\$79	\$14	\$89	\$89	468	41.71%	\$8,645	\$10,659	\$10,969		
444	90000124286	SVCS800	HVAC	Structures and Improvement	\$187	\$53	\$240	\$240	468	41.71%	\$20,513	\$25,291	\$26,026		
445	90000124286	SVCS800	LIGHTING FIXTURE	Structures and Improvement	\$125	\$22	\$147	\$147	468	41.71%	\$13,768	\$16,976	\$17,469		
446	90000124286	SVCS800	POWER SUPPLY	Structures and Improvement	\$350	\$62	\$412	\$412	468	41.71%	\$38,414	\$47,363	\$48,740		
447	90000124286	SVCS800	SIGNS	Structures and Improvement	\$26	\$5	\$31	\$31	468	41.71%	\$2,897	\$3,571	\$3,675		
448	90000124287	SVCS800	POWER SUPPLY	Structures and Improvement	\$296	\$53	\$349	\$349	468	41.71%	\$32,478	\$40,044	\$41,208		
449	90000124301	SVCS800	HVAC	Structures and Improvement	\$0	\$0	\$0	\$0	468	41.71%	\$473	\$583	\$600		
450	90000124302	SVCS800	MISCELLANEOUS ITEMS (EA)	Structures and Improvement	\$221	\$39	\$260	\$260	468	41.71%	\$24,239	\$29,885	\$30,754		
451	90000124307	SVCS800	EXTERIOR DOORS & WINDOWS	Structures and Improvement	\$40	\$7	\$47	\$47	468	41.71%	\$4,873	\$6,009	\$6,183		
452	90000126524	SVCS800	BUILDING HEATING/COOLING SYSTEM	Structures and Improvement	\$6	\$1	\$7	\$7	468	41.71%	\$792	\$976	\$1,004		
453	90000126525	SVCS800	PLUMBING SYSTEM (ALL)	Structures and Improvement	\$38	\$7	\$45	\$45	468	41.71%	\$4,706	\$5,802	\$5,971		
454	90000128076	SVCS800	PLUMBING SYSTEM (ALL)	Structures and Improvement	\$25	\$4	\$29	\$29	468	41.71%	\$3,059	\$3,772	\$3,882		
455	90000125044	SVCS800	FLOOR COVERING	Structures and Improvement	\$733	\$131	\$864	\$864	468	41.71%	\$80,492	\$99,244	\$102,128		
456	90000124250	SVCS800	HVAC	Structures and Improvement	\$2,402	\$435	\$2,837	\$2,837	468	41.71%	\$263,773	\$315,768	\$325,221		
457	90000124252	SVCS800	BOILER (EA)	Structures and Improvement	\$1,262	\$228	\$1,490	\$1,490	468	41.71%	\$138,536	\$165,844	\$170,809		
458	90000124284	SVCS800	FLOOR COVERING	Structures and Improvement	\$51	\$9	\$60	\$60	468	41.71%	\$5,570	\$6,667	\$6,867		
459	90000124298	SVCS800	Non-unitized	Structures and Improvement	\$18	\$3	\$21	\$21	468	41.71%	\$1,939	\$2,321	\$2,390		
460	90000125054	SVCS800	BUILDINGS	Structures and Improvement	\$1,087	\$197	\$1,284	\$1,284	468	41.71%	\$119,380	\$142,912	\$147,190		
461	90000128160	SVCS800	LIGHTING FIXTURE	Structures and Improvement	\$115	\$21	\$136	\$136	468	41.71%	\$14,088	\$16,865	\$17,370		
462	90000130276	SVCS800	BUILDINGS	Structures and Improvement	\$98	\$18	\$116	\$116	468	41.71%	\$10,732	\$12,847	\$13,242		
463	90000130956	SVCS800	BUILDINGS	Structures and Improvement	\$20	\$4	\$24	\$24	468	41.71%	\$2,213	\$2,649	\$2,728		
464	90000130956	SVCS800	FLOOR COVERING	Structures and Improvement	\$107	\$19	\$126	\$126	468	41.71%	\$11,725	\$14,036	\$14,456		
465	90000131767	SVCS800	AIR COMPRESSORS (EA)	Structures and Improvement	\$53	\$10	\$63	\$63	468	41.71%	\$5,867	\$7,023	\$7,233		
466	90000131767	SVCS800	BUILDING & ADDITIONS	Structures and Improvement	\$51	\$9	\$60	\$60	468	41.71%	\$2,208	\$2,644	\$2,723		
467	90000131767	SVCS800	BUILDING COMMUN & DATA CABLING PLNT	Structures and Improvement	\$224	\$41	\$265	\$265	468	41.71%	\$9,660	\$11,564	\$11,910		
468	90000131767	SVCS800	BUILDING HEATING/COOLING SYSTEM	Structures and Improvement	\$100	\$18	\$118	\$118	468	41.71%	\$4,301	\$5,148	\$5,302		
469	90000131767	SVCS800	FINISH SYSTEMS - WALLS	Structures and Improvement	\$81	\$15	\$96	\$96	468	41.71%	\$3,503	\$4,194	\$4,319		
470	90000131767	SVCS800	FINISH SYSTEMS - WINDOWS	Structures and Improvement	\$91	\$17	\$108	\$108	468	41.71%	\$3,928	\$4,702	\$4,843		
471	90000131767	SVCS800	LIGHTING & POWER SYSTEM	Structures and Improvement	\$312	\$57	\$369	\$369	468	41.71%	\$13,413	\$16,057	\$16,538		
472	90000133716	SVCS800	HVAC	Structures and Improvement	\$27	\$5	\$32	\$32	468	41.71%	\$3,003	\$3,595	\$3,703		
473	90000133949	SVCS800	BUILDING & ADDITIONS	Structures and Improvement	\$130	\$24	\$154	\$154	468	41.71%	\$5,610	\$6,716	\$6,917		
474	90000135851	SVCS800	BUILDINGS	Structures and Improvement	\$70	\$13	\$83	\$83	468	41.71%	\$7,725	\$9,248	\$9,525		
475	90000135851	SVCS800	BUILDINGS	Structures and Improvement	\$53	\$10	\$63	\$63	468	41.71%	\$5,808	\$6,952	\$7,161		
476	90000124274	SVCS800	BUILDINGS	Structures and Improvement	\$74	\$14	\$88	\$88	468	41.71%	\$8,156	\$9,764	\$10,056		
477	90000124274	SVCS800	CEILING	Structures and Improvement	\$237	\$44	\$281	\$281	468	41.71%	\$26,075	\$31,215	\$32,149		
478	90000124274	SVCS800	FIRE PROTECTION SYSTEM-OUTSIDE	Structures and Improvement	\$45	\$8	\$53	\$53	468	41.71%	\$4,960	\$5,938	\$6,115		
479	90000124274	SVCS800	FLOOR COVERING	Structures and Improvement	\$46	\$8	\$54	\$54	468	41.71%	\$4,997	\$5,982	\$6,161		
480	90000124274	SVCS800	HVAC	Structures and Improvement	\$155	\$28	\$183	\$183	468	41.71%	\$17,022	\$20,378	\$20,988		
481	90000124274	SVCS800	LIGHTING FIXTURE	Structures and Improvement	\$142	\$26	\$168	\$168	468	41.71%	\$15,626	\$18,706	\$19,266		
482	90000124274	SVCS800	POWER SUPPLY	Structures and Improvement	\$135	\$25	\$160	\$160	468	41.71%	\$14,809	\$17,728	\$18,259		
483	90000124298	SVCS800	Non-unitized	Structures and Improvement	\$0	\$0	\$0	\$0	468	41.71%	\$24	\$29	\$30		
484	90000125074	SVCS800	Non-unitized	Structures and Improvement	\$0	\$0	\$0	\$0	468	41.71%	\$480,645	\$575,389	\$592,615		
485	90000133466	SVCS800	BUILDINGS	Structures and Improvement	\$0	\$0	\$0	\$0	468	41.71%	\$189,612	\$226,988	\$233,784		
486	90000133466	SVCS800	SECURITY SYSTEM	Structures and Improvement	\$0	\$0	\$0	\$0	468	41.71%	\$13,844	\$16,573	\$17,069		
487	90000133466	SVCS800	YARD LIGHTING	Structures and Improvement	\$0	\$0	\$0	\$0	468	41.71%	\$4,166	\$49,281	\$50,757		
488	90000124257	SVCS800	HVAC	Structures and Improvement	\$3,327	\$614	\$3,941	\$3,941	468	43.46%	\$380,611	\$450,444	\$463,141		
489	90000124298	SVCS800	Non-unitized	Structures and Improvement	\$0	\$0	\$0	\$0	468	43.46%	(\$7)	(\$24)	(\$24)		
490	90000125060	SVCS800	HVAC	Structures and Improvement	\$2,978	\$550	\$3,528	\$3,528	468	43.46%	\$340,753	\$403,274	\$414,641		
491	90000125074	SVCS800	Non-unitized	Structures and Improvement	\$0	\$0	\$0	\$0	468	43.46%	\$33,681	\$39,860	\$40,984		
492	90000135128	SVCS800	SECURITY SYSTEM	Structures and Improvement	\$1	\$0	\$1	\$1	468	43.46%	\$163	\$198	\$198		
493	90000135586	SVCS800	HVAC	Structures and Improvement	\$519	\$96	\$615	\$615	468	43.46%	\$59,363	\$70,255	\$72,235		
494	90000128240	SVCS800	HVAC	Structures and Improvement	\$36	\$7	\$43	\$43	468	43.46%	\$4,556	\$5,392	\$5,544		
495	90000136833	SVCS800	BUILDINGS	Structures and Improvement	\$28	\$42	\$70	\$70	468	43.46%	\$26,091	\$30,878	\$31,748		
496	90000136833	SVCS800	HVAC	Structures and Improvement	\$171	\$32	\$203	\$203	468	43.46%	\$19,531	\$23,114	\$23,765		

THE NARRAGANSETT ELECTRIC COMPANY
d/b/a NATIONAL GRID
RIPUC Docket Nos. 4770/4780
Compliance Attachment 3
Workpaper 6e
Page 45 of 60

The Narragansett Electric Company db/a National Grid
Service Company Reimbursements
Service Company Capital for Facilities allocated to Operating Companies as Rent Expense
For the Rate Year ended August 31, 2020

27.32% 09/01/19 08/31/20 27.32% 8.23%

Line	Work order	estimation N:	Project Description	Account Description	Average Balance	Cash Tax	Balance	09/01/2019	08/31/2020	Average Balance	Book Tax	Cash to Book Tax Difference	Return on Accum Taxes
443	90000124286	SVC8000	FLOOR COVERING	Structures and Improvements	\$10,814	\$2,954	\$10,814	\$13,992	\$15,029	\$13,992	\$3,823	(\$868)	(\$71)
444	90000124286	SVC8000	HVAC	Structures and Improvements	\$25,659	\$7,010	\$25,659	\$33,199	\$35,659	\$33,199	\$9,070	(\$2,060)	(\$170)
445	90000124286	SVC8000	LIGHTING FIXTURE	Structures and Improvements	\$17,222	\$4,705	\$17,222	\$22,284	\$23,934	\$22,284	\$6,088	(\$1,383)	(\$114)
446	90000124286	SVC8000	POWER SUPPLY	Structures and Improvements	\$48,052	\$13,128	\$48,052	\$66,778	\$67,567	\$66,778	\$16,986	(\$3,858)	(\$318)
447	90000124286	SVC8000	STGNS	Structures and Improvements	\$3,623	\$990	\$3,623	\$4,341	\$4,341	\$4,688	\$1,281	(\$291)	(\$24)
448	90000124287	SVC8000	POWER SUPPLY	Structures and Improvements	\$40,626	\$11,099	\$40,626	\$56,458	\$56,458	\$52,565	\$14,361	(\$3,262)	(\$268)
449	90000124301	SVC8000	HVAC	Structures and Improvements	\$592	\$162	\$592	\$766	\$822	\$766	\$209	(\$48)	(\$4)
450	90000124302	SVC8000	MISCELLANEOUS ITEMS (EA)	Structures and Improvements	\$30,320	\$8,283	\$30,320	\$42,136	\$42,136	\$39,230	\$10,718	(\$2,434)	(\$200)
451	90000124307	SVC8000	EXTERIOR DOORS & WINDOWS	Structures and Improvements	\$6,096	\$1,665	\$6,096	\$7,887	\$8,472	\$7,887	\$2,155	(\$488)	(\$40)
452	90000126524	SVC8000	BUILDING HEATING/COOLING SYSTEM	Structures and Improvements	\$990	\$270	\$990	\$1,186	\$1,376	\$1,281	\$350	(\$79)	(\$7)
453	90000126525	SVC8000	PLUMBING SYSTEM (ALL)	Structures and Improvements	\$5,887	\$1,608	\$5,887	\$8,181	\$8,181	\$7,617	\$2,081	(\$473)	(\$39)
454	90000128076	SVC8000	PLUMBING SYSTEM (EA)	Structures and Improvements	\$3,827	\$1,046	\$3,827	\$4,585	\$5,318	\$4,952	\$1,353	(\$307)	(\$25)
455	90000125044	SVC8000	FLOOR COVERING	Structures and Improvements	\$100,686	\$27,507	\$100,686	\$138,317	\$138,317	\$128,667	\$35,152	(\$7,644)	(\$629)
456	90000124250	SVC8000	HVAC	Structures and Improvements	\$320,495	\$87,559	\$320,495	\$374,206	\$437,452	\$405,829	\$110,872	(\$23,313)	(\$1,919)
457	90000124252	SVC8000	BOILER (EA)	Structures and Improvements	\$168,327	\$45,987	\$168,327	\$196,537	\$229,754	\$213,145	\$58,231	(\$12,244)	(\$1,008)
458	90000124284	SVC8000	FLOOR COVERING	Structures and Improvements	\$6,767	\$1,849	\$6,767	\$7,901	\$9,237	\$8,569	\$2,341	(\$492)	(\$41)
459	90000124298	SVC8000	Non-unionized	Structures and Improvements	\$2,355	\$643	\$2,355	\$3,215	\$3,215	\$2,983	\$815	(\$171)	(\$14)
460	90000125054	SVC8000	BUILDINGS	Structures and Improvements	\$145,051	\$39,628	\$145,051	\$169,360	\$197,984	\$183,672	\$50,179	(\$10,551)	(\$868)
461	90000128160	SVC8000	LIGHTING FIXTURE	Structures and Improvements	\$17,117	\$4,676	\$17,117	\$19,986	\$23,364	\$21,675	\$5,922	(\$1,245)	(\$102)
462	90000130276	SVC8000	BUILDINGS	Structures and Improvements	\$13,039	\$3,562	\$13,039	\$15,225	\$17,798	\$16,511	\$4,511	(\$949)	(\$78)
463	90000130956	SVC8000	BUILDINGS	Structures and Improvements	\$2,688	\$734	\$2,688	\$3,139	\$3,669	\$3,404	\$930	(\$196)	(\$16)
464	90000130956	SVC8000	FLOOR COVERING	Structures and Improvements	\$14,246	\$3,892	\$14,246	\$16,633	\$19,444	\$18,039	\$4,928	(\$1,036)	(\$85)
465	90000134909	SVC8000	AIR COMPRESSORS (EA)	Structures and Improvements	\$7,128	\$1,947	\$7,128	\$8,323	\$9,729	\$9,026	\$2,466	(\$519)	(\$43)
466	90000131767	SVC8000	BUILDING & ADDITIONS	Structures and Improvements	\$2,683	\$733	\$2,683	\$3,108	\$3,618	\$3,354	\$916	(\$183)	(\$15)
467	90000131767	SVC8000	BUILDING COMMUN & DATA CABLING PLNT	Structures and Improvements	\$11,737	\$3,207	\$11,737	\$13,511	\$15,827	\$14,669	\$4,008	(\$880)	(\$66)
468	90000131767	SVC8000	BUILDING HEATING/COOLING SYSTEM	Structures and Improvements	\$5,225	\$1,428	\$5,225	\$6,015	\$7,046	\$6,531	\$1,784	(\$357)	(\$29)
469	90000131767	SVC8000	FINISH SYSTEMS - WALLS	Structures and Improvements	\$4,257	\$1,163	\$4,257	\$4,900	\$5,320	\$5,320	\$1,453	(\$291)	(\$24)
470	90000131767	SVC8000	FINISH SYSTEMS - WINDOWS	Structures and Improvements	\$4,773	\$1,304	\$4,773	\$5,494	\$6,436	\$5,965	\$1,630	(\$326)	(\$27)
471	90000131767	SVC8000	LIGHTING & POWER SYSTEM	Structures and Improvements	\$16,298	\$4,453	\$16,298	\$18,761	\$21,977	\$20,369	\$5,565	(\$1,112)	(\$92)
472	90000133716	SVC8000	HVAC	Structures and Improvements	\$3,649	\$997	\$3,649	\$4,200	\$4,921	\$4,561	\$1,246	(\$249)	(\$20)
473	90000135949	SVC8000	BUILDING & ADDITIONS	Structures and Improvements	\$6,816	\$1,862	\$6,816	\$7,847	\$9,192	\$8,519	\$2,327	(\$465)	(\$38)
474	90000127354	SVC8000	HVAC	Structures and Improvements	\$9,387	\$2,564	\$9,387	\$10,651	\$12,503	\$11,577	\$3,163	(\$598)	(\$49)
475	90000135851	SVC8000	BUILDINGS	Structures and Improvements	\$7,056	\$1,928	\$7,056	\$7,891	\$9,283	\$8,587	\$2,346	(\$418)	(\$34)
476	90000124274	SVC8000	BUILDINGS	Structures and Improvements	\$9,910	\$2,707	\$9,910	\$10,919	\$12,874	\$11,897	\$3,250	(\$543)	(\$45)
477	90000124274	SVC8000	CEILING	Structures and Improvements	\$31,682	\$8,656	\$31,682	\$34,908	\$41,160	\$38,034	\$10,391	(\$1,735)	(\$143)
478	90000124274	SVC8000	FIRE PROTECTION SYSTEM-OUTSIDE	Structures and Improvements	\$6,027	\$1,646	\$6,027	\$6,640	\$7,829	\$7,235	\$1,977	(\$330)	(\$27)
479	90000124274	SVC8000	FLOOR COVERING	Structures and Improvements	\$6,071	\$1,659	\$6,071	\$6,689	\$7,888	\$7,289	\$1,991	(\$333)	(\$27)
480	90000124274	SVC8000	HVAC	Structures and Improvements	\$20,683	\$5,651	\$20,683	\$22,789	\$26,870	\$24,829	\$6,783	(\$1,133)	(\$93)
481	90000124274	SVC8000	LIGHTING FIXTURE	Structures and Improvements	\$18,986	\$5,187	\$18,986	\$20,919	\$24,665	\$22,792	\$6,227	(\$1,040)	(\$86)
482	90000124274	SVC8000	POWER SUPPLY	Structures and Improvements	\$17,993	\$4,916	\$17,993	\$19,825	\$23,376	\$21,600	\$5,901	(\$986)	(\$81)
483	90000124298	SVC8000	Non-unionized	Structures and Improvements	\$30	\$8	\$30	\$33	\$38	\$36	\$10	(\$2)	(\$0)
484	90000125074	SVC8000	Non-unionized	Structures and Improvements	\$584,002	\$159,449	\$584,002	\$643,459	\$758,705	\$701,082	\$191,536	(\$31,986)	(\$2,652)
485	90000133466	SVC8000	BUILDINGS	Structures and Improvements	\$20,386	\$62,941	\$20,386	\$250,053	\$295,517	\$272,785	\$74,525	(\$1,383)	(\$953)
486	90000133466	SVC8000	SECURITY SYSTEM	Structures and Improvements	\$16,821	\$4,596	\$16,821	\$18,257	\$21,576	\$19,917	\$5,441	(\$846)	(\$70)
487	90000133466	SVC8000	WARD LIGHTING	Structures and Improvements	\$50,019	\$13,665	\$50,019	\$54,289	\$64,591	\$59,224	\$16,180	(\$2,151)	(\$207)
488	90000124257	SVC8000	HVAC	Structures and Improvements	\$456,792	\$124,796	\$456,792	\$474,388	\$561,967	\$518,177	\$141,566	(\$16,770)	(\$1,380)
489	90000124298	SVC8000	Non-unionized	Structures and Improvements	(\$24)	(\$7)	(\$24)	\$0	\$0	\$0	\$0	(\$7)	(\$1)
490	90000125070	SVC8000	HVAC	Structures and Improvements	\$408,958	\$111,727	\$408,958	\$424,710	\$503,118	\$463,914	\$126,741	(\$15,014)	(\$1,236)
491	90000125070	SVC8000	Non-unionized	Structures and Improvements	\$40,422	\$11,043	\$40,422	\$41,979	\$49,729	\$45,854	\$12,527	(\$1,488)	(\$122)
492	90000135128	SVC8000	SECURITY SYSTEM	Structures and Improvements	\$196	\$53	\$196	\$203	\$241	\$222	\$61	(\$7)	(\$1)
493	90000135586	SVC8000	HVAC	Structures and Improvements	\$71,245	\$19,464	\$71,245	\$73,989	\$87,649	\$80,819	\$22,080	(\$2,616)	(\$215)
494	90000128240	SVC8000	HVAC	Structures and Improvements	\$5,468	\$1,494	\$5,468	\$5,504	\$6,553	\$6,028	\$1,647	(\$153)	(\$13)
495	90000136833	SVC8000	BUILDINGS	Structures and Improvements	\$31,313	\$8,555	\$31,313	\$31,519	\$37,522	\$34,520	\$9,431	(\$876)	(\$54)
496	90000136833	SVC8000	HVAC	Structures and Improvements	\$23,440	\$6,404	\$23,440	\$23,594	\$28,088	\$25,841	\$7,060	(\$656)	(\$52)

THE NARRAGANSETT ELECTRIC COMPANY
d/b/a NATIONAL GRID
RIPUC Docket Nos. 4770/4780
Compliance Attachment 3
Workpaper 6e
Page 46 of 60

The Narragansett Electric Company d/b/a National Grid
Service Company Rents
Service Company Capital for Facilities allocated to Operating Companies as Rent Expense
For the Rate Year ended August 31, 2020

Line	Work order	estment N:	Project Description	Account Description	Bill Pool	Date	Amortizati on Period	Inception to Date \$	Adjustments	HTY Spend
497	90000128241	SVC8000	BUILDINGS	Structures and Improvement	J139	08/01/14	120	\$859,117	\$0	\$859,117
498	90000128241	SVC8000	HVAC	Structures and Improvement	J139	08/01/14	120	\$250,000	\$0	\$250,000
499	90000138578	SVC8000	HVAC	Structures and Improvement	J114	08/01/14	120	\$31,203	\$0	\$31,203
500	90000133714	SVC8000	BUILDINGS	Structures and Improvement	J139	09/01/14	120	\$8,800	\$0	\$8,800
501	90000145863	SVC8000	HVAC	Structures and Improvement	J139	10/01/14	120	\$17,784	\$0	\$17,784
502	90000143624	SVC8000	BUILDING COMMUN & DATA CABLING PLNT	Structures and Improvement	J063	11/01/14	120	\$20,433	\$0	\$20,433
503	90000143315	SVC8000	HVAC	Structures and Improvement	J139	12/01/14	120	\$5,754	\$0	\$5,754
504	90000125074	SVC8000	Non-united	Structures and Improvement	J114	01/01/15	120	(\$1,182,642)	\$0	(\$1,182,642)
505	90000125074	SVC8000	Non-united	Structures and Improvement	J114	02/01/15	120	(\$47,321)	\$0	(\$47,321)
506	90000124298	SVC8000	Non-united	Structures and Improvement	J139	03/01/15	120	(\$4,690)	\$0	(\$4,690)
507	90000143057	SVC8000	BUILDINGS	Structures and Improvement	J139	04/01/15	120	\$194,207	\$0	\$194,207
508	90000151522	SVC8000	BATTERY	Structures and Improvement	J139	04/01/15	120	\$32,998	\$0	\$32,998
509	90000135359	SVC8000	BUILDING & ADDITIONS	Structures and Improvement	J063	05/01/15	120	\$18,572	\$0	\$18,572
510	90000155475	SVC8000	HVAC	Structures and Improvement	J135	06/01/15	120	\$1,506	\$0	\$1,506
511	90000141136	SVC8000	HVAC	Structures and Improvement	J139	07/01/15	120	\$122,980	\$0	\$122,980
512	90000141980	SVC8000	BUILDINGS	Structures and Improvement	J139	07/01/15	120	\$74,422	\$0	\$74,422
513	90000141980	SVC8000	CEILING	Structures and Improvement	J139	07/01/15	120	\$21,250	\$0	\$21,250
514	90000141980	SVC8000	FIRE PROTECTION SYSTEM-OUTSIDE	Structures and Improvement	J139	07/01/15	120	\$27,593	\$0	\$27,593
515	90000141980	SVC8000	FLOOR COVERING	Structures and Improvement	J139	07/01/15	120	\$12,034	\$0	\$12,034
516	90000141980	SVC8000	HVAC	Structures and Improvement	J139	07/01/15	120	\$25,071	\$0	\$25,071
517	90000141980	SVC8000	LIGHTING FIXTURE	Structures and Improvement	J139	07/01/15	120	\$25,907	\$0	\$25,907
518	90000141980	SVC8000	POWER SUPPLY	Structures and Improvement	J139	07/01/15	120	\$65,214	\$0	\$65,214
519	90000141980	SVC8000	SECURITY SYSTEM	Structures and Improvement	J139	07/01/15	120	\$4,179	\$0	\$4,179
520	90000155318	SVC8000	Non-united	Structures and Improvement	J063	07/01/15	120	\$257,139	\$0	\$257,139
521	90000157865	SVC8000	PAVEMENTS,ROADS,WALKS,CURBS (100 SQ	Structures and Improvement	J135	07/01/15	120	\$113,181	\$0	\$113,181
522	90000161506	SVC8000	Non-united	Structures and Improvement	G012	09/01/15	120	\$62,963	\$0	\$62,963
523	90000133467	SVC8000	BUILDINGS	Structures and Improvement	J139	11/01/15	120	\$432,471	\$0	\$432,471
524	90000133467	SVC8000	CEILING	Structures and Improvement	J139	11/01/15	120	\$80,022	\$0	\$80,022
525	90000133467	SVC8000	FIRE PROTECTION SYSTEM-OUTSIDE	Structures and Improvement	J139	11/01/15	120	\$48,413	\$0	\$48,413
526	90000133467	SVC8000	FLOOR COVERING	Structures and Improvement	J139	11/01/15	120	\$103,290	\$0	\$103,290
527	90000133467	SVC8000	HVAC	Structures and Improvement	J139	11/01/15	120	\$398,494	\$0	\$398,494
528	90000133467	SVC8000	LIGHTING FIXTURE	Structures and Improvement	J139	11/01/15	120	\$130,034	\$0	\$130,034
529	90000133467	SVC8000	POWER SUPPLY	Structures and Improvement	J139	11/01/15	120	\$421,099	\$0	\$421,099
530	90000160666	SVC8000	HVAC	Structures and Improvement	J135	11/01/15	120	\$9,216	\$0	\$9,216
531	90000164212	SVC8000	HVAC	Structures and Improvement	J139	11/01/15	120	\$26,980	\$0	\$26,980
532	90000155524	SVC8000	Non-united	Structures and Improvement	J139	04/01/16	120	\$304,007	\$0	\$304,007
533	90000168765	SVC8000	Non-united	Structures and Improvement	J063	04/01/16	120	\$29,497	\$0	\$29,497
534	90000168667	SVC8000	HVAC	Structures and Improvement	J135	05/01/16	120	\$3,869	\$0	\$3,869
535	90000170452	SVC8000	HVAC	Structures and Improvement	J135	05/01/16	120	\$14,413	\$0	\$14,413
536	90000171309	SVC8000	BUILDINGS	Structures and Improvement	J135	05/01/16	120	\$11,022	\$0	\$11,022
537	90000171787	SVC8000	LIGHTING & POWER SYSTEM	Structures and Improvement	J135	05/01/16	120	\$7,006	\$0	\$7,006
538	90000174537	SVC8000	Non-united	Structures and Improvement	J135	07/01/16	120	\$11,969	\$0	\$11,969

THE NARRAGANSETT ELECTRIC COMPANY
d/b/a NATIONAL GRID
RIPUC Docket Nos. 4770/4780
Compliance Attachment 3
Workpaper 6e
Page 48 of 60

The Narragansett Electric Company d/b/a National Grid
Service Company Rents
Service Company Capital for Facilities allocated to Operating Companies as Rent Expense
For the Rate Year ended August 31, 2020

Gas

Line	Work order	estment N:	Project Description	Account Description	Total Return	Year Amortization	Test Year NECO G Allocation	Test Year NECO G Rent-Return	Test Year NECO G Rent - Depn	Test Year Distribution Allocation	Test Year Rent Return
497	90000128241	SVC8000	BUILDINGS	Structures and Improvement	\$31,938	\$85,912	1.5316%	\$489	\$13.16	3.7985%	\$1,213
498	90000128241	SVC8000	HVAC	Structures and Improvement	\$9,294	\$25,500	1.5316%	\$142	\$383	3.7985%	\$353
499	90000138578	SVC8000	HVAC	Structures and Improvement	\$1,160	\$3,120	6.2600%	\$73	\$195	0.0000%	\$0
500	90000135714	SVC8000	BUILDINGS	Structures and Improvement	\$334	\$880	1.5316%	\$5	\$13	3.7985%	\$13
501	90000145863	SVC8000	HVAC	Structures and Improvement	\$685	\$1,778	1.5316%	\$10	\$27	3.7985%	\$26
502	90000145624	SVC8000	BUILDING COMMUN & DATA CABLING PLNT	Structures and Improvement	\$797	\$2,043	4.0899%	\$33	\$84	9.6901%	\$77
503	90000143315	SVC8000	HVAC	Structures and Improvement	\$227	\$575	1.5316%	\$3	\$9	3.7985%	\$9
504	90000125074	SVC8000	Non-unitized	Structures and Improvement	\$38,147	\$0	6.2600%	\$2,388	\$0	0.0000%	\$0
505	90000125074	SVC8000	Non-unitized	Structures and Improvement	\$1,526	\$0	6.2600%	\$96	\$0	0.0000%	\$0
506	90000124298	SVC8000	Non-unitized	Structures and Improvement	\$151	\$0	1.5316%	\$2	\$0	3.7985%	\$6
507	90000143057	SVC8000	BUILDINGS	Structures and Improvement	\$7,872	\$19,421	1.5316%	\$121	\$297	3.7985%	\$299
508	90000151522	SVC8000	BATTERY	Structures and Improvement	\$1,338	\$3,300	1.5316%	\$20	\$51	3.7985%	\$51
509	90000135359	SVC8000	BUILDING & ADDITIONS	Structures and Improvement	\$762	\$1,857	4.0899%	\$31	\$76	9.6901%	\$74
510	90000155475	SVC8000	HVAC	Structures and Improvement	\$63	\$151	1.6673%	\$1	\$3	3.3927%	\$196
511	90000141136	SVC8000	HVAC	Structures and Improvement	\$5,169	\$12,298	1.5316%	\$79	\$188	3.7985%	\$196
512	90000141980	SVC8000	BUILDINGS	Structures and Improvement	\$3,128	\$7,442	1.5316%	\$48	\$114	3.7985%	\$119
513	90000141980	SVC8000	CEILING	Structures and Improvement	\$893	\$2,125	1.5316%	\$14	\$33	3.7985%	\$34
514	90000141980	SVC8000	FIRE PROTECTION SYSTEM-OUTSIDE	Structures and Improvement	\$1,160	\$2,759	1.5316%	\$18	\$42	3.7985%	\$44
515	90000141980	SVC8000	FLOOR COVERING	Structures and Improvement	\$506	\$1,203	1.5316%	\$8	\$18	3.7985%	\$19
516	90000141980	SVC8000	HVAC	Structures and Improvement	\$1,054	\$2,540	1.5316%	\$16	\$38	3.7985%	\$40
517	90000141980	SVC8000	LIGHTING FIXTURE	Structures and Improvement	\$1,089	\$2,591	1.5316%	\$17	\$40	3.7985%	\$41
518	90000141980	SVC8000	POWER SUPPLY	Structures and Improvement	\$2,741	\$6,521	1.5316%	\$42	\$100	3.7985%	\$104
519	90000141980	SVC8000	SECURITY SYSTEM	Structures and Improvement	\$176	\$418	1.5316%	\$3	\$6	3.7985%	\$7
520	90000153318	SVC8000	Non-unitized	Structures and Improvement	\$10,808	\$25,714	4.0899%	\$442	\$1,052	9.6901%	\$1,047
521	90000157865	SVC8000	PAVEMENTS,ROADS,WALKS,CURBS (100 SQ	Structures and Improvement	\$4,757	\$11,318	1.6673%	\$79	\$189	3.3927%	\$161
522	90000161506	SVC8000	Non-unitized	Structures and Improvement	\$2,728	\$6,296	2.8497%	\$78	\$179	8.3686%	\$228
523	90000133467	SVC8000	BUILDINGS	Structures and Improvement	\$19,168	\$43,247	1.5316%	\$294	\$662	3.7985%	\$728
524	90000133467	SVC8000	CEILING	Structures and Improvement	\$3,547	\$8,002	1.5316%	\$54	\$123	3.7985%	\$135
525	90000133467	SVC8000	FIRE PROTECTION SYSTEM-OUTSIDE	Structures and Improvement	\$2,146	\$4,841	1.5316%	\$33	\$74	3.7985%	\$82
526	90000133467	SVC8000	FLOOR COVERING	Structures and Improvement	\$4,578	\$10,329	1.5316%	\$70	\$158	3.7985%	\$174
527	90000133467	SVC8000	HVAC	Structures and Improvement	\$17,662	\$39,849	1.5316%	\$271	\$610	3.7985%	\$671
528	90000133467	SVC8000	LIGHTING FIXTURE	Structures and Improvement	\$5,764	\$13,003	1.5316%	\$88	\$199	3.7985%	\$219
529	90000133467	SVC8000	POWER SUPPLY	Structures and Improvement	\$18,664	\$42,110	1.5316%	\$286	\$645	3.7985%	\$709
530	90000160666	SVC8000	HVAC	Structures and Improvement	\$408	\$922	1.6673%	\$7	\$15	3.3927%	\$14
531	90000164212	SVC8000	HVAC	Structures and Improvement	\$1,196	\$2,698	1.5316%	\$18	\$41	3.7985%	\$45
532	90000155524	SVC8000	Non-unitized	Structures and Improvement	\$14,133	\$30,401	1.5316%	\$216	\$466	3.7985%	\$537
533	90000168765	SVC8000	Non-unitized	Structures and Improvement	\$1,371	\$2,950	4.0899%	\$56	\$121	9.6901%	\$133
534	90000168667	SVC8000	HVAC	Structures and Improvement	\$182	\$387	1.6673%	\$3	\$6	3.3927%	\$6
535	90000170452	SVC8000	HVAC	Structures and Improvement	\$677	\$1,441	1.6673%	\$11	\$24	3.3927%	\$23
536	90000171309	SVC8000	BUILDINGS	Structures and Improvement	\$518	\$1,102	1.6673%	\$9	\$18	3.3927%	\$18
537	90000171787	SVC8000	LIGHTING & POWER SYSTEM	Structures and Improvement	\$329	\$701	1.6673%	\$5	\$12	3.3927%	\$11
538	90000174537	SVC8000	Non-unitized	Structures and Improvement	\$574	\$1,197	1.6673%	\$10	\$20	3.3927%	\$19

THE NARRAGANSETT ELECTRIC COMPANY
d/b/a NATIONAL GRID
RIPUC Docket Nos. 4770/4780
Compliance Attachment 3
Workpaper 6e
Page 49 of 60

The Narragansett Electric Company d/b/a National Grid
Service Company Reints
Service Company Capital for Facilities allocated to Operating Companies as Rent Expense
For the Rate Year ended August 31, 2020

Distribution

09/01/19

08/31/20

Line	Work order	Project Description	Account Description	Test Year Rent Depreciation	Less IFA Salary & Wage Allocator	Total	Amortization		Bonus Rate	Bonus Depreciation	09/01/2019 Balance	08/31/2020 Balance
							Period	Rate				
497	90000128241	SVC8000 BUILDINGS	Structures and Improvement	\$3,263	\$611	\$3,865	468	43.46%	\$373,364	\$441,867	\$454,322	
498	90000128241	SVC8000 HVAC	Structures and Improvement	\$950	\$178	\$1,125	468	43.46%	\$108,648	\$128,582	\$132,206	
499	90000138578	SVC8000 HVAC	Structures and Improvement	\$0	\$0	\$0	468	43.46%	\$16,049	\$16,049	\$16,501	
500	90000133714	SVC8000 BUILDINGS	Structures and Improvement	\$33	\$6	\$40	468	43.46%	\$3,824	\$4,399	\$4,526	
501	90000145863	SVC8000 HVAC	Structures and Improvement	\$68	\$13	\$81	468	43.46%	\$7,729	\$8,889	\$9,147	
502	90000143624	SVC8000 BUILDING COMMUN & DATA CABLING PLNT	Structures and Improvement	\$198	\$38	\$238	468	43.46%	\$8,880	\$10,213	\$10,509	
503	90000143315	SVC8000 HVAC	Structures and Improvement	\$22	\$4	\$26	468	43.46%	\$2,501	\$2,876	\$2,959	
504	90000125074	SVC8000 Non-unitized	Structures and Improvement	\$0	\$0	\$0	468	43.46%	(\$513,964)	(\$1,696,606)	(\$1,696,606)	
505	90000125074	SVC8000 Non-unitized	Structures and Improvement	\$0	\$0	\$0	468	43.46%	(\$20,565)	(\$67,886)	(\$67,886)	
506	90000124298	SVC8000 Non-unitized	Structures and Improvement	\$0	\$1	\$5	468	43.46%	(\$2,038)	(\$6,728)	(\$6,728)	
507	90000143057	SVC8000 BUILDINGS	Structures and Improvement	\$738	\$142	\$895	468	48.32%	\$93,846	\$105,426	\$107,999	
508	90000151522	SVC8000 BATTERY	Structures and Improvement	\$125	\$24	\$152	468	48.32%	\$15,945	\$17,913	\$18,350	
509	90000135359	SVC8000 BUILDING & ADDITIONS	Structures and Improvement	\$180	\$35	\$219	468	48.32%	\$8,975	\$10,082	\$10,328	
510	90000141136	SVC8000 HVAC	Structures and Improvement	\$5	\$1	\$6	468	48.32%	\$728	\$818	\$838	
511	90000141136	SVC8000 HVAC	Structures and Improvement	\$467	\$91	\$573	468	48.32%	\$59,427	\$66,760	\$68,390	
512	90000141980	SVC8000 BUILDINGS	Structures and Improvement	\$283	\$55	\$347	468	48.32%	\$35,962	\$40,400	\$41,386	
513	90000141980	SVC8000 CEILING	Structures and Improvement	\$81	\$16	\$99	468	48.32%	\$10,269	\$11,536	\$11,817	
514	90000141980	SVC8000 FIRE PROTECTION SYSTEM-OUTSIDE	Structures and Improvement	\$105	\$20	\$129	468	48.32%	\$13,334	\$14,979	\$15,345	
515	90000141980	SVC8000 FLOOR COVERING	Structures and Improvement	\$46	\$9	\$56	468	48.32%	\$5,815	\$6,533	\$6,692	
516	90000141980	SVC8000 HVAC	Structures and Improvement	\$95	\$18	\$117	468	48.32%	\$12,115	\$13,610	\$13,942	
517	90000141980	SVC8000 LIGHTING FIXTURE	Structures and Improvement	\$98	\$19	\$121	468	48.32%	\$12,519	\$14,064	\$14,407	
518	90000141980	SVC8000 POWER SUPPLY	Structures and Improvement	\$248	\$48	\$304	468	48.32%	\$31,513	\$35,402	\$36,266	
519	90000153118	SVC8000 SECURITY SYSTEM	Structures and Improvement	\$16	\$3	\$19	468	48.32%	\$2,019	\$2,268	\$2,324	
520	90000157865	SVC8000 PAVEMENTS,ROADS,WALKS,CURBS (100 SQ	Structures and Improvement	\$2,492	\$483	\$3,056	468	48.32%	\$124,256	\$139,589	\$142,996	
521	90000161506	SVC8000 Non-unitized	Structures and Improvement	\$384	\$75	\$471	468	48.32%	\$54,692	\$61,441	\$62,941	
522	90000133467	SVC8000 BUILDINGS	Structures and Improvement	\$499	\$99	\$628	468	48.32%	\$30,425	\$33,346	\$34,180	
523	90000133467	SVC8000 CEILING	Structures and Improvement	\$1,643	\$324	\$2,047	468	48.32%	\$208,981	\$229,038	\$234,768	
524	90000133467	SVC8000 FIRE PROTECTION SYSTEM-OUTSIDE	Structures and Improvement	\$304	\$60	\$379	468	48.32%	\$38,669	\$42,380	\$43,440	
525	90000133467	SVC8000 FLOOR COVERING	Structures and Improvement	\$184	\$36	\$229	468	48.32%	\$23,394	\$25,640	\$26,281	
526	90000133467	SVC8000 HVAC	Structures and Improvement	\$392	\$77	\$489	468	48.32%	\$49,912	\$54,703	\$56,071	
527	90000133467	SVC8000 LIGHTING FIXTURE	Structures and Improvement	\$1,514	\$298	\$1,886	468	48.32%	\$192,562	\$211,043	\$216,323	
528	90000133467	SVC8000 POWER SUPPLY	Structures and Improvement	\$494	\$97	\$615	468	48.32%	\$62,836	\$68,866	\$70,589	
529	90000160666	SVC8000 HVAC	Structures and Improvement	\$1,600	\$315	\$1,993	468	48.32%	\$203,486	\$223,015	\$228,595	
530	90000160666	SVC8000 HVAC	Structures and Improvement	\$31	\$6	\$39	468	48.32%	\$4,453	\$4,881	\$5,003	
531	90000164212	SVC8000 Non-unitized	Structures and Improvement	\$102	\$20	\$128	468	48.32%	\$13,037	\$14,288	\$14,646	
532	90000153524	SVC8000 HVAC	Structures and Improvement	\$1,155	\$231	\$1,461	468	49.95%	\$151,847	\$165,502	\$169,404	
533	90000168765	SVC8000 Non-unitized	Structures and Improvement	\$286	\$57	\$362	468	49.95%	\$14,733	\$16,058	\$16,437	
534	90000168667	SVC8000 HVAC	Structures and Improvement	\$13	\$3	\$17	468	49.95%	\$1,932	\$2,106	\$2,156	
535	90000170452	SVC8000 HVAC	Structures and Improvement	\$49	\$10	\$62	468	49.95%	\$7,199	\$7,846	\$8,031	
536	90000171309	SVC8000 LIGHTING & POWER SYSTEM	Structures and Improvement	\$37	\$8	\$47	468	49.95%	\$5,505	\$6,000	\$6,142	
537	90000171787	SVC8000 BUILDINGS	Structures and Improvement	\$24	\$5	\$30	468	49.95%	\$3,499	\$3,814	\$3,904	
538	90000174537	SVC8000 Non-unitized	Structures and Improvement	\$41	\$8	\$52	468	49.95%	\$5,978	\$6,516	\$6,670	

THE NARRAGANSETT ELECTRIC COMPANY
d/b/a NATIONAL GRID
RIPUC Docket Nos. 4770/4780
Compliance Attachment 3
Workpaper 6e
Page 50 of 60

The Narragansett Electric Company db/a National Grid
Service Company Reins
Service Company Capital for Facilities allocated to Operating Companies as Rent Expense
For the Rate Year ended August 31, 2020

27.32% 09/01/19 08/31/20 27.32% 8.23%

Line	Work order	estimation N:	Project Description	Account Description	Average Balance	Cash Tax	09/01/2019 Balance	08/31/2020 Balance	Average Balance	Book Tax	Cash to Book Tax Difference	Return on Accum Taxes
497	90000128241	SVC8000	BUILDINGS	Structures and Improvements	\$448,095	\$122,420	\$436,718	\$522,629	\$479,674	\$131,047	(\$8,627)	(\$710)
498	90000128241	SVC8000	HVAC	Structures and Improvements	\$130,394	\$35,624	\$127,083	\$152,083	\$139,583	\$38,134	(\$2,511)	(\$207)
499	90000138578	SVC8000	HVAC	Structures and Improvements	\$16,275	\$4,446	\$15,861	\$18,982	\$17,422	\$4,760	(\$313)	(\$26)
500	90000133714	SVC8000	BUILDINGS	Structures and Improvements	\$4,462	\$1,219	\$4,400	\$5,280	\$4,840	\$1,322	(\$103)	(\$8)
501	90000145863	SVC8000	HVAC	Structures and Improvements	\$9,018	\$2,464	\$8,744	\$10,522	\$9,653	\$2,632	(\$168)	(\$14)
502	90000143624	SVC8000	BUILDING COMMUN & DATA CABLING PLNT	Structures and Improvements	\$10,361	\$2,831	\$9,876	\$11,920	\$10,898	\$2,977	(\$147)	(\$12)
503	90000143315	SVC8000	HVAC	Structures and Improvements	\$2,918	\$797	\$2,733	\$3,308	\$3,021	\$825	(\$28)	(\$2)
504	90000125074	SVC8000	Non-untized	Structures and Improvements	(\$1,096,606)	(\$463,513)	\$0	\$0	\$0	\$0	(\$463,513)	(\$38,147)
505	90000125074	SVC8000	Non-untized	Structures and Improvements	(\$67,886)	(\$18,546)	\$0	\$0	\$0	\$0	(\$18,546)	(\$1,526)
506	90000124298	SVC8000	Non-untized	Structures and Improvements	(\$6,728)	(\$1,838)	\$0	\$0	\$0	\$0	(\$1,838)	(\$151)
507	90000143057	SVC8000	BUILDINGS	Structures and Improvements	\$106,713	\$29,154	\$85,775	\$105,196	\$95,485	\$26,087	\$3,067	\$252
508	90000151522	SVC8000	BATTERY	Structures and Improvements	\$18,131	\$4,954	\$14,574	\$17,874	\$16,224	\$4,432	\$43	\$43
509	90000135359	SVC8000	BUILDING & ADDITIONS	Structures and Improvements	\$10,205	\$2,788	\$8,048	\$9,905	\$8,977	\$2,452	\$336	\$28
510	90000155475	SVC8000	HVAC	Structures and Improvements	\$828	\$226	\$640	\$791	\$716	\$195	\$31	\$3
511	90000141136	SVC8000	HVAC	Structures and Improvements	\$67,575	\$18,461	\$51,242	\$63,540	\$57,391	\$15,679	\$2,782	\$229
512	90000141980	SVC8000	BUILDINGS	Structures and Improvements	\$40,893	\$11,172	\$31,009	\$38,451	\$34,730	\$9,488	\$1,684	\$139
513	90000141980	SVC8000	CEILING	Structures and Improvements	\$11,676	\$3,190	\$8,854	\$10,979	\$9,917	\$2,709	\$481	\$40
514	90000141980	SVC8000	FIRE PROTECTION SYSTEM-OUTSIDE	Structures and Improvements	\$15,162	\$4,142	\$11,497	\$14,256	\$12,877	\$3,518	\$624	\$51
515	90000141980	SVC8000	FLOOR COVERING	Structures and Improvements	\$6,613	\$1,807	\$5,014	\$6,218	\$5,616	\$1,534	\$272	\$22
516	90000141980	SVC8000	HVAC	Structures and Improvements	\$13,776	\$3,764	\$10,446	\$12,954	\$11,700	\$3,196	\$567	\$47
517	90000141980	SVC8000	LIGHTING FIXTURE	Structures and Improvements	\$14,235	\$3,889	\$10,795	\$13,385	\$12,090	\$3,303	\$86	\$48
518	90000141980	SVC8000	POWER SUPPLY	Structures and Improvements	\$35,834	\$9,790	\$27,173	\$33,694	\$30,433	\$8,314	\$1,475	\$121
519	90000141980	SVC8000	SECURITY SYSTEM	Structures and Improvements	\$2,296	\$627	\$1,741	\$2,159	\$1,950	\$533	\$95	\$8
520	90000153318	SVC8000	Non-untized	Structures and Improvements	\$141,293	\$38,601	\$107,141	\$132,855	\$119,998	\$32,784	\$5,818	\$479
521	90000157865	SVC8000	PAVEMENTS,ROADS,WALKS,CURBS (100 SQ	Structures and Improvements	\$62,191	\$16,990	\$47,159	\$58,477	\$52,818	\$14,430	\$2,561	\$211
522	90000161506	SVC8000	Non-untized	Structures and Improvements	\$33,763	\$9,224	\$25,185	\$31,482	\$28,334	\$7,741	\$1,483	\$122
523	90000133467	SVC8000	BUILDINGS	Structures and Improvements	\$231,903	\$63,356	\$165,780	\$209,028	\$187,404	\$51,199	\$12,157	\$1,001
524	90000133467	SVC8000	CEILING	Structures and Improvements	\$42,910	\$11,723	\$30,675	\$38,678	\$34,676	\$9,474	\$2,249	\$185
525	90000133467	SVC8000	FIRE PROTECTION SYSTEM-OUTSIDE	Structures and Improvements	\$25,960	\$7,092	\$18,558	\$23,400	\$20,979	\$5,731	\$1,361	\$112
526	90000133467	SVC8000	FLOOR COVERING	Structures and Improvements	\$55,387	\$15,132	\$39,595	\$49,924	\$44,759	\$12,228	\$2,904	\$239
527	90000133467	SVC8000	HVAC	Structures and Improvements	\$213,683	\$58,378	\$152,756	\$192,605	\$172,681	\$47,176	\$11,202	\$922
528	90000133467	SVC8000	LIGHTING FIXTURE	Structures and Improvements	\$69,728	\$19,050	\$49,846	\$62,850	\$56,348	\$15,394	\$3,655	\$301
529	90000133467	SVC8000	POWER SUPPLY	Structures and Improvements	\$225,805	\$61,690	\$161,421	\$203,531	\$182,476	\$49,853	\$11,837	\$974
530	90000160666	SVC8000	HVAC	Structures and Improvements	\$4,942	\$1,350	\$3,533	\$4,454	\$3,993	\$1,091	\$259	\$21
531	90000164212	SVC8000	HVAC	Structures and Improvements	\$14,467	\$3,952	\$10,342	\$13,040	\$11,691	\$3,194	\$758	\$62
532	90000153524	SVC8000	Non-untized	Structures and Improvements	\$167,453	\$45,748	\$103,869	\$134,270	\$119,070	\$32,530	\$13,218	\$1,088
533	90000168765	SVC8000	Non-untized	Structures and Improvements	\$16,248	\$4,439	\$10,078	\$13,028	\$11,553	\$3,156	\$1,283	\$106
534	90000168667	SVC8000	HVAC	Structures and Improvements	\$2,131	\$582	\$1,290	\$1,676	\$1,483	\$405	\$177	\$15
535	90000170452	SVC8000	HVAC	Structures and Improvements	\$7,939	\$2,169	\$4,840	\$6,246	\$5,525	\$1,509	\$659	\$54
536	90000171309	SVC8000	BUILDINGS	Structures and Improvements	\$6,071	\$1,659	\$3,674	\$4,716	\$4,225	\$1,154	\$504	\$42
537	90000171787	SVC8000	LIGHTING & POWER SYSTEM	Structures and Improvements	\$3,959	\$1,054	\$2,335	\$3,036	\$2,686	\$734	\$321	\$26
538	90000174557	SVC8000	Non-untized	Structures and Improvements	\$6,593	\$1,801	\$3,790	\$4,987	\$4,389	\$1,199	\$602	\$50

THE NARRAGANSETT ELECTRIC COMPANY
d/b/a NATIONAL GRID
RIPUC Docket Nos. 4770/4780
Compliance Attachment 3
Workpaper 6e
Page 51 of 60

The Narragansett Electric Company d/b/a National Grid
Service Company Rents
Service Company Capital for Facilities allocated to Operating Companies as Rent Expense
For the Rate Year ended August 31, 2020

Line	Work order	estment N:	Project Description	Account Description	Bill Pool	Date	In Service	Amortizati	Inception to	Adjustments	HTY Spend
						Date	on Period	Date \$			
539	90000175582	SVC8000	Non-untized	Structures and Improvement	J139	07/01/16	120	\$23,437	\$0	\$23,437	
540	90000176635	SVC8000	Non-untized	Structures and Improvement	J139	11/01/16	120	\$101,974	\$0	\$101,974	
541	90000177563	SVC8000	Non-untized	Structures and Improvement	J139	11/01/16	120	\$24,849	\$0	\$24,849	
542	90000132991	SVC8000	Non-untized	Structures and Improvement	G012	12/01/16	120	(\$236,641)	\$0	(\$236,641)	
543	90000172632	SVC8000	Non-untized	Structures and Improvement	J063	12/01/16	120	\$202,324	\$0	\$202,324	
544	90000174537	SVC8000	Non-untized	Structures and Improvement	J135	12/01/16	120	\$596	\$0	\$596	
545	90000174540	SVC8000	Non-untized	Structures and Improvement	J139	12/01/16	120	\$4,282	\$0	\$4,282	
546	90000176635	SVC8000	Non-untized	Structures and Improvement	J139	12/01/16	120	(\$17)	\$0	(\$17)	
547	90000177563	SVC8000	Non-untized	Structures and Improvement	J139	12/01/16	120	\$15,919	\$0	\$15,919	
548	90000174537	SVC8000	Non-untized	Structures and Improvement	J135	01/01/17	120	\$2,314	\$0	\$2,314	
549	90000174540	SVC8000	Non-untized	Structures and Improvement	J139	01/01/17	120	\$11	\$0	\$11	
550	90000177563	SVC8000	Non-untized	Structures and Improvement	J139	01/01/17	120	\$460	\$0	\$460	
551	90000174537	SVC8000	Non-untized	Structures and Improvement	J135	02/01/17	120	\$39	\$0	\$39	
552	90000174540	SVC8000	Non-untized	Structures and Improvement	J139	03/01/17	120	\$1,348	\$0	\$1,348	
553	90000177563	SVC8000	Non-untized	Structures and Improvement	J139	03/01/17	120	\$9,640	\$0	\$9,640	
554	90000174540	SVC8000	Non-untized	Structures and Improvement	J139	04/01/17	120	\$30,331	\$0	\$30,331	
555	90000181496	SVC8000	Non-untized	Structures and Improvement	J135	04/01/17	120	\$237,608	\$0	\$237,608	
556	90000182013	SVC8000	Non-untized	Structures and Improvement	J063	04/01/17	120	\$55,044	\$0	\$55,044	
557	90000172633	SVC8000	Non-untized	Structures and Improvement	J139	05/01/17	120	\$13,966	\$0	\$13,966	
558	90000181493	SVC8000	Non-untized	Structures and Improvement	J114	05/01/17	120	\$905,115	\$0	\$905,115	
559	90000182262	SVC8000	Non-untized	Structures and Improvement	J063	05/01/17	120	\$102,991	\$0	\$102,991	
560	ITXFER00099	SVC8000	GARAGE & REPAIR EQUIPMENT	Tools Shop and Garage Equi	J114	07/01/87	120	\$4,920	\$0	\$4,920	
561	ITXFER00099	SVC8000	TOOLS & IMPLEMENTS (EA)	Tools Shop and Garage Equi	J114	07/01/87	120	\$1,094	\$0	\$1,094	
562	ITXFER00099	SVC8000	TOOLS & IMPLEMENTS (EA)	Tools Shop and Garage Equi	J139	07/01/87	120	\$1,475	\$0	\$1,475	
563	ITXFER00099	SVC8000	GARAGE & REPAIR EQUIPMENT	Tools Shop and Garage Equi	J114	07/01/88	120	\$3,051	\$0	\$3,051	
564	ITXFER00099	SVC8000	MACHINE TOOLS (EA)	Tools Shop and Garage Equi	J139	07/01/88	120	\$256	\$0	\$256	
565	ITXFER00099	SVC8000	MISCELLANEOUS ITEMS (EA)	Tools Shop and Garage Equi	J139	07/01/88	120	\$7,472	\$0	\$7,472	
566	ITXFER00099	SVC8000	SPECIAL MACHINES	Tools Shop and Garage Equi	J139	07/01/88	120	\$638	\$0	\$638	
567	ITXFER00099	SVC8000	TOOLS & IMPLEMENTS (EA)	Tools Shop and Garage Equi	J139	07/01/88	120	\$3,774	\$0	\$3,774	
568	ITXFER00099	SVC8000	MISCELLANEOUS ITEMS (EA)	Tools Shop and Garage Equi	J114	07/01/89	120	\$400	\$0	\$400	
569	ITXFER00099	SVC8000	SPECIAL MACHINES	Tools Shop and Garage Equi	J114	07/01/89	120	\$962	\$0	\$962	
570	ITXFER00099	SVC8000	TOOLS & IMPLEMENTS (EA)	Tools Shop and Garage Equi	J114	07/01/89	120	\$25,642	\$0	\$25,642	
571	ITXFER00099	SVC8000	TOOLS & IMPLEMENTS (EA)	Tools Shop and Garage Equi	J139	07/01/89	120	\$3,899	\$0	\$3,899	
572	ITXFER00099	SVC8000	MISCELLANEOUS ITEMS (EA)	Tools Shop and Garage Equi	J114	07/01/90	120	\$3,361	\$0	\$3,361	
573	ITXFER00099	SVC8000	TOOLS & IMPLEMENTS (EA)	Tools Shop and Garage Equi	J114	07/01/90	120	\$9,154	\$0	\$9,154	
574	ITXFER00099	SVC8000	MISCELLANEOUS ITEMS (EA)	Tools Shop and Garage Equi	J139	07/01/90	120	\$2,970	\$0	\$2,970	
575	ITXFER00099	SVC8000	SPECIAL MACHINES	Tools Shop and Garage Equi	J139	07/01/90	120	\$2,737	\$0	\$2,737	
576	ITXFER00099	SVC8000	TOOLS & IMPLEMENTS (EA)	Tools Shop and Garage Equi	J139	07/01/90	120	\$7,439	\$0	\$7,439	
577	ITXFER00099	SVC8000	MISCELLANEOUS ITEMS (EA)	Tools Shop and Garage Equi	J114	07/01/91	120	\$2,231	\$0	\$2,231	
578	ITXFER00099	SVC8000	SPECIAL MACHINES	Tools Shop and Garage Equi	J114	07/01/91	120	\$9,017	\$0	\$9,017	
579	ITXFER00099	SVC8000	TOOLS & IMPLEMENTS (EA)	Tools Shop and Garage Equi	J114	07/01/91	120	\$3,269	\$0	\$3,269	
580	ITXFER00099	SVC8000	CRANES & HOISTING EQUIPMENT	Tools Shop and Garage Equi	J139	07/01/91	120	\$2,614	\$0	\$2,614	
581	ITXFER00099	SVC8000	TOOLS & IMPLEMENTS (EA)	Tools Shop and Garage Equi	J139	07/01/91	120	\$9,549	\$0	\$9,549	
582	ITXFER00099	SVC8000	MISCELLANEOUS ITEMS (EA)	Tools Shop and Garage Equi	J114	07/01/92	120	\$1,118	\$0	\$1,118	
583	ITXFER00099	SVC8000	TOOLS & IMPLEMENTS (EA)	Tools Shop and Garage Equi	J114	07/01/92	120	\$1,527	\$0	\$1,527	
584	ITXFER00099	SVC8000	GARAGE & REPAIR EQUIPMENT	Tools Shop and Garage Equi	J114	07/01/92	120	\$1,685	\$0	\$1,685	
585	ITXFER00099	SVC8000	TOOLS & IMPLEMENTS (EA)	Tools Shop and Garage Equi	J114	07/01/92	120	\$2,323	\$0	\$2,323	
586	ITXFER00099	SVC8000	MISCELLANEOUS ITEMS (EA)	Tools Shop and Garage Equi	J114	07/01/92	120	\$580	\$0	\$580	
587	ITXFER00099	SVC8000	ANVILS, FORGES & SMITHING EQUIPMENT	Tools Shop and Garage Equi	J139	07/01/92	120	\$3,349	\$0	\$3,349	
588	ITXFER00099	SVC8000	CRANES & HOISTING EQUIPMENT	Tools Shop and Garage Equi	J139	07/01/92	120	\$8,832	\$0	\$8,832	
589	ITXFER00099	SVC8000	SPECIAL MACHINES	Tools Shop and Garage Equi	J139	07/01/92	120	\$13,336	\$0	\$13,336	
590	ITXFER00099	SVC8000	TOOLS & IMPLEMENTS (EA)	Tools Shop and Garage Equi	J139	07/01/92	120	\$1,825	\$0	\$1,825	
591	ITXFER00099	SVC8000	TOOLS & IMPLEMENTS (EA)	Tools Shop and Garage Equi	J114	07/01/93	120	\$975	\$0	\$975	
592	ITXFER00099	SVC8000	TOOLS & IMPLEMENTS (EA)	Tools Shop and Garage Equi	J139	07/01/93	120	\$2,758	\$0	\$2,758	

THE NARRAGANSETT ELECTRIC COMPANY
d/b/a NATIONAL GRID
RIPUC Docket Nos. 4770/4780
Compliance Attachment 3
Workpaper 6e
Page 52 of 60

The Narragansett Electric Company d/b/a National Grid
Service Company Rents
Service Company Capital for Facilities allocated to Operating Companies as Rent Expense
For the Rate Year ended August 31, 2020

8.2300%

08/31/20

09/01/19

Line	Work order	estment N:	Project Description	Account Description	NECO	Balance	08/31/2020	Balance	Average	Service Co	Year Return	Return on
						09/01/2019	08/31/2020	Balance	Balance	Return	Accum	Taxes
539	90000175582	SVG8000	Non-united	Structures and Improvements	YES	\$16,015	\$13,672	\$14,844	\$1,222	8.23%	\$1,222	(\$97)
540	90000176635	SVG8000	Non-united	Structures and Improvements	YES	\$73,082	\$62,884	\$67,983	\$5,995	8.23%	\$5,995	(\$469)
541	90000177563	SVG8000	Non-united	Structures and Improvements	YES	\$17,808	\$15,324	\$16,566	\$1,363	8.23%	\$1,363	(\$114)
542	90000132991	SVG8000	Non-united	Structures and Improvements	YES	\$0	\$0	\$0	\$0	8.23%	\$0	\$7,978
543	90000172632	SVG8000	Non-united	Structures and Improvements	YES	\$146,685	\$126,452	\$136,568	\$11,240	8.23%	\$11,240	(\$969)
544	90000174537	SVG8000	Non-united	Structures and Improvements	YES	\$432	\$372	\$402	\$33	8.23%	\$33	(\$5)
545	90000174540	SVG8000	Non-united	Structures and Improvements	YES	\$3,104	\$2,676	\$2,890	\$238	8.23%	\$238	(\$21)
546	90000176635	SVG8000	Non-united	Structures and Improvements	YES	\$0	\$0	\$0	\$0	8.23%	\$0	\$0
547	90000177563	SVG8000	Non-united	Structures and Improvements	YES	\$11,541	\$9,949	\$10,745	\$884	8.23%	\$884	(\$76)
548	90000174537	SVG8000	Non-united	Structures and Improvements	YES	\$1,697	\$1,466	\$1,581	\$130	8.23%	\$130	(\$12)
549	90000174540	SVG8000	Non-united	Structures and Improvements	YES	\$8	\$7	\$7	\$0	8.23%	\$0	(\$0)
550	90000177563	SVG8000	Non-united	Structures and Improvements	YES	\$337	\$291	\$314	\$26	8.23%	\$26	(\$2)
551	90000174537	SVG8000	Non-united	Structures and Improvements	YES	\$29	\$25	\$27	\$2	8.23%	\$2	(\$0)
552	90000174540	SVG8000	Non-united	Structures and Improvements	YES	\$1,011	\$876	\$944	\$78	8.23%	\$78	(\$7)
553	90000177563	SVG8000	Non-united	Structures and Improvements	YES	\$7,230	\$6,266	\$6,748	\$555	8.23%	\$555	(\$52)
554	90000174540	SVG8000	Non-united	Structures and Improvements	YES	\$23,001	\$19,968	\$21,485	\$1,768	8.23%	\$1,768	(\$168)
555	90000181496	SVG8000	Non-united	Structures and Improvements	YES	\$180,186	\$156,425	\$168,306	\$13,852	8.23%	\$13,852	(\$1,316)
556	90000182013	SVG8000	Non-united	Structures and Improvements	YES	\$41,742	\$36,237	\$38,990	\$3,209	8.23%	\$3,209	(\$305)
557	90000172633	SVG8000	Non-united	Structures and Improvements	YES	\$10,707	\$9,311	\$10,009	\$824	8.23%	\$824	(\$80)
558	90000181493	SVG8000	Non-united	Structures and Improvements	NO	\$693,921	\$603,410	\$648,665	\$53,385	8.23%	\$53,385	(\$5,182)
559	90000182262	SVG8000	Non-united	Structures and Improvements	YES	\$78,960	\$68,661	\$73,810	\$6,075	8.23%	\$6,075	(\$590)
560	TXFER000099	SVG8000	GARAGE & REPAIR EQUIPMENT	Tools Shop and Garage Equi	NO	\$0	\$0	\$0	\$0	8.23%	\$0	\$17
561	TXFER000099	SVG8000	TOOLS & IMPLEMENTS (EA)	Tools Shop and Garage Equi	NO	\$0	\$0	\$0	\$0	8.23%	\$0	\$4
562	TXFER000099	SVG8000	TOOLS & IMPLEMENTS (EA)	Tools Shop and Garage Equi	YES	\$0	\$0	\$0	\$0	8.23%	\$0	\$5
563	TXFER000099	SVG8000	GARAGE & REPAIR EQUIPMENT	Tools Shop and Garage Equi	NO	\$0	\$0	\$0	\$0	8.23%	\$0	\$12
564	TXFER000099	SVG8000	MACHINE TOOLS (EA)	Tools Shop and Garage Equi	YES	\$0	\$0	\$0	\$0	8.23%	\$0	\$1
565	TXFER000099	SVG8000	MISCELLANEOUS ITEMS (EA)	Tools Shop and Garage Equi	YES	\$0	\$0	\$0	\$0	8.23%	\$0	\$30
566	TXFER000099	SVG8000	SPECIAL MACHINES	Tools Shop and Garage Equi	YES	\$0	\$0	\$0	\$0	8.23%	\$0	\$5
567	TXFER000099	SVG8000	TOOLS & IMPLEMENTS (EA)	Tools Shop and Garage Equi	YES	\$0	\$0	\$0	\$0	8.23%	\$0	\$15
568	TXFER000099	SVG8000	MISCELLANEOUS ITEMS (EA)	Tools Shop and Garage Equi	NO	\$0	\$0	\$0	\$0	8.23%	\$0	\$2
569	TXFER000099	SVG8000	SPECIAL MACHINES	Tools Shop and Garage Equi	NO	\$0	\$0	\$0	\$0	8.23%	\$0	\$4
570	TXFER000099	SVG8000	TOOLS & IMPLEMENTS (EA)	Tools Shop and Garage Equi	NO	\$0	\$0	\$0	\$0	8.23%	\$0	\$18
571	TXFER000099	SVG8000	TOOLS & IMPLEMENTS (EA)	Tools Shop and Garage Equi	YES	\$0	\$0	\$0	\$0	8.23%	\$0	\$18
572	TXFER000099	SVG8000	MISCELLANEOUS ITEMS (EA)	Tools Shop and Garage Equi	NO	\$0	\$0	\$0	\$0	8.23%	\$0	\$17
573	TXFER000099	SVG8000	TOOLS & IMPLEMENTS (EA)	Tools Shop and Garage Equi	NO	\$0	\$0	\$0	\$0	8.23%	\$0	\$47
574	TXFER000099	SVG8000	MISCELLANEOUS ITEMS (EA)	Tools Shop and Garage Equi	YES	\$0	\$0	\$0	\$0	8.23%	\$0	\$15
575	TXFER000099	SVG8000	SPECIAL MACHINES	Tools Shop and Garage Equi	YES	\$0	\$0	\$0	\$0	8.23%	\$0	\$14
576	TXFER000099	SVG8000	TOOLS & IMPLEMENTS (EA)	Tools Shop and Garage Equi	YES	\$0	\$0	\$0	\$0	8.23%	\$0	\$39
577	TXFER000099	SVG8000	MISCELLANEOUS ITEMS (EA)	Tools Shop and Garage Equi	NO	\$0	\$0	\$0	\$0	8.23%	\$0	\$13
578	TXFER000099	SVG8000	SPECIAL MACHINES	Tools Shop and Garage Equi	NO	\$0	\$0	\$0	\$0	8.23%	\$0	\$52
579	TXFER000099	SVG8000	TOOLS & IMPLEMENTS (EA)	Tools Shop and Garage Equi	NO	\$0	\$0	\$0	\$0	8.23%	\$0	\$19
580	TXFER000099	SVG8000	CRANES & HOISTING EQUIPMENT	Tools Shop and Garage Equi	YES	\$0	\$0	\$0	\$0	8.23%	\$0	\$15
581	TXFER000099	SVG8000	TOOLS & IMPLEMENTS (EA)	Tools Shop and Garage Equi	YES	\$0	\$0	\$0	\$0	8.23%	\$0	\$55
582	TXFER000099	SVG8000	MISCELLANEOUS ITEMS (EA)	Tools Shop and Garage Equi	NO	\$0	\$0	\$0	\$0	8.23%	\$0	\$7
583	TXFER000099	SVG8000	TOOLS & IMPLEMENTS (EA)	Tools Shop and Garage Equi	NO	\$0	\$0	\$0	\$0	8.23%	\$0	\$10
584	TXFER000099	SVG8000	GARAGE & REPAIR EQUIPMENT	Tools Shop and Garage Equi	NO	\$0	\$0	\$0	\$0	8.23%	\$0	\$11
585	TXFER000099	SVG8000	TOOLS & IMPLEMENTS (EA)	Tools Shop and Garage Equi	NO	\$0	\$0	\$0	\$0	8.23%	\$0	\$15
586	TXFER000099	SVG8000	MISCELLANEOUS ITEMS (EA)	Tools Shop and Garage Equi	NO	\$0	\$0	\$0	\$0	8.23%	\$0	\$4
587	TXFER000099	SVG8000	ANVILS, FORGES & SMITHING EQUIPMENT	Tools Shop and Garage Equi	YES	\$0	\$0	\$0	\$0	8.23%	\$0	\$21
588	TXFER000099	SVG8000	CRANES & HOISTING EQUIPMENT	Tools Shop and Garage Equi	YES	\$0	\$0	\$0	\$0	8.23%	\$0	\$86
589	TXFER000099	SVG8000	SPECIAL MACHINES	Tools Shop and Garage Equi	YES	\$0	\$0	\$0	\$0	8.23%	\$0	\$85
590	TXFER000099	SVG8000	TOOLS & IMPLEMENTS (EA)	Tools Shop and Garage Equi	YES	\$0	\$0	\$0	\$0	8.23%	\$0	\$12
591	TXFER000099	SVG8000	TOOLS & IMPLEMENTS (EA)	Tools Shop and Garage Equi	NO	\$0	\$0	\$0	\$0	8.23%	\$0	\$7
592	TXFER000099	SVG8000	TOOLS & IMPLEMENTS (EA)	Tools Shop and Garage Equi	YES	\$0	\$0	\$0	\$0	8.23%	\$0	\$19

THE NARRAGANSETT ELECTRIC COMPANY

d/b/a NATIONAL GRID

RIPUC Docket Nos. 4770/4780

Compliance Attachment 3

Workpaper 6e

Page 53 of 60

The Narragansett Electric Company d/b/a National Grid
 Service Company Rents
 Service Company Capital for Facilities allocated to Operating Companies as Rent Expense
 For the Rate Year ended August 31, 2020

Gas

Line	Work order	estimation N:	Project Description	Account Description	Total Return	Year Amortization	Test Year		Test Year	Test Year	Test Year	Test Year
							NECO G Allocation	NECO G Rent-Return				
539	90000175582	SVC8000	Non-unitized	Structures and Improvement	\$1,125	\$2,344	\$17	\$36	\$17	\$36	\$17	\$36
540	90000176635	SVC8000	Non-unitized	Structures and Improvement	\$5,126	\$10,197	\$79	\$156	\$79	\$156	\$79	\$156
541	90000175663	SVC8000	Non-unitized	Structures and Improvement	\$1,249	\$2,485	\$19	\$38	\$19	\$38	\$19	\$38
542	90000132991	SVC8000	Non-unitized	Structures and Improvement	\$7,978	\$0	\$227	\$0	\$227	\$0	\$227	\$0
543	90000172632	SVC8000	Non-unitized	Structures and Improvement	\$10,271	\$20,232	\$420	\$827	\$420	\$827	\$420	\$827
544	90000174537	SVC8000	Non-unitized	Structures and Improvement	\$30	\$60	\$1	\$1	\$1	\$1	\$1	\$1
545	90000174540	SVC8000	Non-unitized	Structures and Improvement	\$217	\$428	\$3	\$7	\$3	\$7	\$3	\$7
546	90000176635	SVC8000	Non-unitized	Structures and Improvement	\$1	\$1,592	\$12	\$24	\$12	\$24	\$12	\$24
547	90000177563	SVC8000	Non-unitized	Structures and Improvement	\$119	\$231	\$2	\$4	\$2	\$4	\$2	\$4
549	90000174540	SVC8000	Non-unitized	Structures and Improvement	\$1	\$1	\$0	\$0	\$0	\$0	\$0	\$0
550	90000177563	SVC8000	Non-unitized	Structures and Improvement	\$24	\$46	\$0	\$1	\$0	\$1	\$0	\$1
551	90000174537	SVC8000	Non-unitized	Structures and Improvement	\$2	\$4	\$0	\$0	\$0	\$0	\$0	\$0
552	90000174540	SVC8000	Non-unitized	Structures and Improvement	\$70	\$135	\$1	\$2	\$1	\$2	\$1	\$2
553	90000177563	SVC8000	Non-unitized	Structures and Improvement	\$504	\$964	\$8	\$15	\$8	\$15	\$8	\$15
554	90000174540	SVC8000	Non-unitized	Structures and Improvement	\$1,600	\$3,033	\$25	\$46	\$25	\$46	\$25	\$46
555	90000181496	SVC8000	Non-unitized	Structures and Improvement	\$12,536	\$23,761	\$209	\$396	\$209	\$396	\$209	\$396
556	90000182013	SVC8000	Non-unitized	Structures and Improvement	\$2,904	\$5,504	\$119	\$225	\$119	\$225	\$119	\$225
557	90000172633	SVC8000	Non-unitized	Structures and Improvement	\$744	\$1,397	\$11	\$21	\$11	\$21	\$11	\$21
558	90000181493	SVC8000	Non-unitized	Structures and Improvement	\$48,203	\$90,511	\$3,017	\$5,666	\$3,017	\$5,666	\$3,017	\$5,666
559	90000182262	SVC8000	Non-unitized	Structures and Improvement	\$5,485	\$10,299	\$224	\$421	\$224	\$421	\$224	\$421
560	TXFER00099	SVC8000	GARAGE & REPAIR EQUIPMENT	Tools Shop and Garage Equi	\$17	\$0	\$1	\$0	\$1	\$0	\$1	\$0
561	TXFER00099	SVC8000	TOOLS & IMPLEMENTS (EA)	Tools Shop and Garage Equi	\$4	\$0	\$0	\$0	\$0	\$0	\$0	\$0
562	TXFER00099	SVC8000	TOOLS & IMPLEMENTS (EA)	Tools Shop and Garage Equi	\$5	\$0	\$0	\$0	\$0	\$0	\$0	\$0
563	TXFER00099	SVC8000	GARAGE & REPAIR EQUIPMENT	Tools Shop and Garage Equi	\$12	\$0	\$1	\$0	\$1	\$0	\$1	\$0
564	TXFER00099	SVC8000	MACHINE TOOLS (EA)	Tools Shop and Garage Equi	\$1	\$0	\$0	\$0	\$0	\$0	\$0	\$0
565	TXFER00099	SVC8000	MISCELLANEOUS ITEMS (EA)	Tools Shop and Garage Equi	\$30	\$0	\$0	\$0	\$0	\$0	\$0	\$0
566	TXFER00099	SVC8000	SPECIAL MACHINES	Tools Shop and Garage Equi	\$3	\$0	\$0	\$0	\$0	\$0	\$0	\$0
567	TXFER00099	SVC8000	TOOLS & IMPLEMENTS (EA)	Tools Shop and Garage Equi	\$15	\$0	\$0	\$0	\$0	\$0	\$0	\$0
568	TXFER00099	SVC8000	MISCELLANEOUS ITEMS (EA)	Tools Shop and Garage Equi	\$2	\$0	\$0	\$0	\$0	\$0	\$0	\$0
569	TXFER00099	SVC8000	SPECIAL MACHINES	Tools Shop and Garage Equi	\$4	\$0	\$0	\$0	\$0	\$0	\$0	\$0
570	TXFER00099	SVC8000	TOOLS & IMPLEMENTS (EA)	Tools Shop and Garage Equi	\$118	\$0	\$7	\$0	\$7	\$0	\$7	\$0
571	TXFER00099	SVC8000	TOOLS & IMPLEMENTS (EA)	Tools Shop and Garage Equi	\$18	\$0	\$0	\$0	\$0	\$0	\$0	\$0
572	TXFER00099	SVC8000	MISCELLANEOUS ITEMS (EA)	Tools Shop and Garage Equi	\$17	\$0	\$1	\$0	\$1	\$0	\$1	\$0
573	TXFER00099	SVC8000	TOOLS & IMPLEMENTS (EA)	Tools Shop and Garage Equi	\$47	\$0	\$3	\$0	\$3	\$0	\$3	\$0
574	TXFER00099	SVC8000	MISCELLANEOUS ITEMS (EA)	Tools Shop and Garage Equi	\$15	\$0	\$0	\$0	\$0	\$0	\$0	\$0
575	TXFER00099	SVC8000	SPECIAL MACHINES	Tools Shop and Garage Equi	\$14	\$0	\$0	\$0	\$0	\$0	\$0	\$0
576	TXFER00099	SVC8000	TOOLS & IMPLEMENTS (EA)	Tools Shop and Garage Equi	\$39	\$0	\$1	\$0	\$1	\$0	\$1	\$0
577	TXFER00099	SVC8000	MISCELLANEOUS ITEMS (EA)	Tools Shop and Garage Equi	\$13	\$0	\$1	\$0	\$1	\$0	\$1	\$0
578	TXFER00099	SVC8000	SPECIAL MACHINES	Tools Shop and Garage Equi	\$52	\$0	\$3	\$0	\$3	\$0	\$3	\$0
579	TXFER00099	SVC8000	TOOLS & IMPLEMENTS (EA)	Tools Shop and Garage Equi	\$19	\$0	\$1	\$0	\$1	\$0	\$1	\$0
580	TXFER00099	SVC8000	CRANES & HOISTING EQUIPMENT	Tools Shop and Garage Equi	\$15	\$0	\$0	\$0	\$0	\$0	\$0	\$0
581	TXFER00099	SVC8000	TOOLS & IMPLEMENTS (EA)	Tools Shop and Garage Equi	\$55	\$0	\$1	\$0	\$1	\$0	\$1	\$0
582	TXFER00099	SVC8000	MISCELLANEOUS ITEMS (EA)	Tools Shop and Garage Equi	\$7	\$0	\$0	\$0	\$0	\$0	\$0	\$0
583	TXFER00099	SVC8000	TOOLS & IMPLEMENTS (EA)	Tools Shop and Garage Equi	\$10	\$0	\$1	\$0	\$1	\$0	\$1	\$0
584	TXFER00099	SVC8000	GARAGE & REPAIR EQUIPMENT	Tools Shop and Garage Equi	\$11	\$0	\$1	\$0	\$1	\$0	\$1	\$0
585	TXFER00099	SVC8000	TOOLS & IMPLEMENTS (EA)	Tools Shop and Garage Equi	\$15	\$0	\$1	\$0	\$1	\$0	\$1	\$0
586	TXFER00099	SVC8000	MISCELLANEOUS ITEMS (EA)	Tools Shop and Garage Equi	\$4	\$0	\$0	\$0	\$0	\$0	\$0	\$0
587	TXFER00099	SVC8000	ANVILS, FORGES & SMITHING EQUIPMENT	Tools Shop and Garage Equi	\$21	\$0	\$1	\$0	\$1	\$0	\$1	\$0
588	TXFER00099	SVC8000	CRANES & HOISTING EQUIPMENT	Tools Shop and Garage Equi	\$56	\$0	\$1	\$0	\$1	\$0	\$1	\$0
589	TXFER00099	SVC8000	SPECIAL MACHINES	Tools Shop and Garage Equi	\$85	\$0	\$1	\$0	\$1	\$0	\$1	\$0
590	TXFER00099	SVC8000	TOOLS & IMPLEMENTS (EA)	Tools Shop and Garage Equi	\$12	\$0	\$0	\$0	\$0	\$0	\$0	\$0
591	TXFER00099	SVC8000	TOOLS & IMPLEMENTS (EA)	Tools Shop and Garage Equi	\$7	\$0	\$0	\$0	\$0	\$0	\$0	\$0
592	TXFER00099	SVC8000	TOOLS & IMPLEMENTS (EA)	Tools Shop and Garage Equi	\$19	\$0	\$0	\$0	\$0	\$0	\$0	\$0

The Narragansett Electric Company d/b/a National Grid
Service Company Reits
Service Company Capital for Facilities allocated to Operating Companies as Rent Expense
For the Rate Year ended August 31, 2020

Distribution

Line	Work order	estm Nt	Project Description	Account Description	Depreciation	Test Year Rent	Less IFA Salary & Wage Allocator	Total	Amortization Period	Bonus Rate	Bonus Depreciation	09/01/2019	08/31/2020
												Balance	Balance
539	90000175582	SVCS8000	Non-united	Structures and Improvement	\$89	\$18	\$89	\$114	468	49.95%	\$11,706	\$12,759	\$13,060
540	90000176635	SVCS8000	Non-united	Structures and Improvement	\$87	\$80	\$87	\$80	468	49.95%	\$50,934	\$54,206	\$55,515
541	90000177563	SVCS8000	Non-united	Structures and Improvement	\$94	\$19	\$94	\$122	468	49.95%	\$12,412	\$13,209	\$13,528
542	90000132991	SVCS8000	Non-united	Structures and Improvement	\$0	\$91	\$0	\$76	468	49.95%	(\$118,198)	(\$354,839)	(\$354,839)
543	90000172632	SVCS8000	Non-united	Structures and Improvement	\$1,961	\$404	\$1,961	\$2,552	468	49.95%	\$101,057	\$107,549	\$110,145
544	90000174537	SVCS8000	Non-united	Structures and Improvement	\$16	\$2	\$16	\$3	468	49.95%	\$297	\$317	\$324
545	90000174540	SVCS8000	Non-united	Structures and Improvement	\$16	\$3	\$16	\$21	468	49.95%	\$2,139	\$2,276	\$2,331
546	90000176635	SVCS8000	Non-united	Structures and Improvement	\$0	\$0	\$0	\$0	468	49.95%	(\$9)	(\$26)	(\$26)
547	90000177563	SVCS8000	Non-united	Structures and Improvement	\$60	\$12	\$60	\$79	468	49.95%	\$7,951	\$8,462	\$8,666
548	90000174537	SVCS8000	Non-united	Structures and Improvement	\$8	\$2	\$8	\$10	468	49.95%	\$1,156	\$1,230	\$1,260
549	90000174540	SVCS8000	Non-united	Structures and Improvement	\$0	\$0	\$0	\$0	468	49.95%	\$5	\$6	\$6
550	90000177563	SVCS8000	Non-united	Structures and Improvement	\$2	\$0	\$2	\$2	468	49.95%	\$230	\$244	\$250
551	90000174537	SVCS8000	Non-united	Structures and Improvement	\$0	\$0	\$0	\$0	468	49.95%	\$20	\$21	\$21
552	90000174540	SVCS8000	Non-united	Structures and Improvement	\$5	\$1	\$5	\$7	468	49.95%	\$673	\$716	\$734
553	90000177563	SVCS8000	Non-united	Structures and Improvement	\$37	\$8	\$37	\$48	468	49.95%	\$4,815	\$5,124	\$5,248
554	90000174540	SVCS8000	Non-united	Structures and Improvement	\$115	\$24	\$115	\$152	468	49.95%	\$15,150	\$16,123	\$16,512
555	90000181496	SVCS8000	Non-united	Structures and Improvement	\$806	\$168	\$806	\$1,063	468	49.95%	\$118,681	\$126,303	\$129,354
556	90000182013	SVCS8000	Non-united	Structures and Improvement	\$533	\$111	\$533	\$703	468	49.95%	\$27,494	\$29,260	\$29,966
557	90000172633	SVCS8000	Non-united	Structures and Improvement	\$53	\$11	\$53	\$70	468	49.95%	\$6,976	\$7,424	\$7,603
558	90000181493	SVCS8000	Non-united	Structures and Improvement	\$0	\$0	\$0	\$0	468	49.95%	\$452,090	\$481,130	\$492,746
559	90000182262	SVCS8000	Non-united	Structures and Improvement	\$998	\$209	\$998	\$1,321	468	49.95%	\$51,442	\$54,747	\$56,068
560	ITXFER00099	SVCS8000	GARAGE & REPAIR EQUIPMENT	Tools Shop and Garage Equip	\$0	\$0	\$0	\$0	84	0.00%	\$0	\$4,100	\$4,226
561	ITXFER00099	SVCS8000	TOOLS & IMPLEMENTS (EA)	Tools Shop and Garage Equip	\$0	\$0	\$0	\$0	84	0.00%	\$0	\$911	\$939
562	ITXFER00099	SVCS8000	TOOLS & IMPLEMENTS (EA)	Tools Shop and Garage Equip	\$0	\$0	\$0	\$0	84	0.00%	\$0	\$1,229	\$1,267
563	ITXFER00099	SVCS8000	GARAGE & REPAIR EQUIPMENT	Tools Shop and Garage Equip	\$0	\$0	\$0	\$0	84	0.00%	\$0	\$2,464	\$2,543
564	ITXFER00099	SVCS8000	MACHINE TOOLS (EA)	Tools Shop and Garage Equip	\$0	\$0	\$0	\$0	84	0.00%	\$0	\$206	\$213
565	ITXFER00099	SVCS8000	MISCELLANEOUS ITEMS (EA)	Tools Shop and Garage Equip	\$0	\$0	\$0	\$1	84	0.00%	\$0	\$6,035	\$6,226
566	ITXFER00099	SVCS8000	SPECIAL MACHINES	Tools Shop and Garage Equip	\$0	\$0	\$0	\$0	84	0.00%	\$0	\$515	\$531
567	ITXFER00099	SVCS8000	TOOLS & IMPLEMENTS (EA)	Tools Shop and Garage Equip	\$0	\$0	\$0	\$0	84	0.00%	\$0	\$3,049	\$3,145
568	ITXFER00099	SVCS8000	MISCELLANEOUS ITEMS (EA)	Tools Shop and Garage Equip	\$0	\$0	\$0	\$0	84	0.00%	\$0	\$313	\$323
569	ITXFER00099	SVCS8000	SPECIAL MACHINES	Tools Shop and Garage Equip	\$0	\$0	\$0	\$0	84	0.00%	\$0	\$752	\$777
570	ITXFER00099	SVCS8000	TOOLS & IMPLEMENTS (EA)	Tools Shop and Garage Equip	\$0	\$0	\$0	\$0	84	0.00%	\$0	\$20,054	\$20,711
571	ITXFER00099	SVCS8000	TOOLS & IMPLEMENTS (EA)	Tools Shop and Garage Equip	\$0	\$0	\$0	\$1	84	0.00%	\$0	\$3,049	\$3,149
572	ITXFER00099	SVCS8000	MISCELLANEOUS ITEMS (EA)	Tools Shop and Garage Equip	\$0	\$0	\$0	\$0	84	0.00%	\$0	\$2,542	\$2,629
573	ITXFER00099	SVCS8000	TOOLS & IMPLEMENTS (EA)	Tools Shop and Garage Equip	\$0	\$0	\$0	\$0	84	0.00%	\$0	\$6,924	\$7,159
574	ITXFER00099	SVCS8000	MISCELLANEOUS ITEMS (EA)	Tools Shop and Garage Equip	\$0	\$0	\$0	\$0	84	0.00%	\$0	\$2,247	\$2,323
575	ITXFER00099	SVCS8000	SPECIAL MACHINES	Tools Shop and Garage Equip	\$0	\$0	\$0	\$0	84	0.00%	\$0	\$2,070	\$2,140
576	ITXFER00099	SVCS8000	TOOLS & IMPLEMENTS (EA)	Tools Shop and Garage Equip	\$0	\$0	\$0	\$1	84	0.00%	\$0	\$5,627	\$5,818
577	ITXFER00099	SVCS8000	MISCELLANEOUS ITEMS (EA)	Tools Shop and Garage Equip	\$0	\$0	\$0	\$0	84	0.00%	\$0	\$1,650	\$1,688
578	ITXFER00099	SVCS8000	SPECIAL MACHINES	Tools Shop and Garage Equip	\$0	\$0	\$0	\$0	84	0.00%	\$0	\$6,590	\$6,821
579	ITXFER00099	SVCS8000	TOOLS & IMPLEMENTS (EA)	Tools Shop and Garage Equip	\$0	\$0	\$0	\$0	84	0.00%	\$0	\$2,389	\$2,473
580	ITXFER00099	SVCS8000	CRANES & HOISTING EQUIPMENT	Tools Shop and Garage Equip	\$0	\$0	\$0	\$0	84	0.00%	\$0	\$1,910	\$1,977
581	ITXFER00099	SVCS8000	TOOLS & IMPLEMENTS (EA)	Tools Shop and Garage Equip	\$0	\$0	\$0	\$2	84	0.00%	\$0	\$6,978	\$7,223
582	ITXFER00099	SVCS8000	MISCELLANEOUS ITEMS (EA)	Tools Shop and Garage Equip	\$0	\$0	\$0	\$0	84	0.00%	\$0	\$788	\$817
583	ITXFER00099	SVCS8000	TOOLS & IMPLEMENTS (EA)	Tools Shop and Garage Equip	\$0	\$0	\$0	\$0	84	0.00%	\$0	\$1,076	\$1,116
584	ITXFER00099	SVCS8000	GARAGE & REPAIR EQUIPMENT	Tools Shop and Garage Equip	\$0	\$0	\$0	\$0	84	0.00%	\$0	\$1,188	\$1,231
585	ITXFER00099	SVCS8000	TOOLS & IMPLEMENTS (EA)	Tools Shop and Garage Equip	\$0	\$0	\$0	\$0	84	0.00%	\$0	\$1,638	\$1,698
586	ITXFER00099	SVCS8000	MISCELLANEOUS ITEMS (EA)	Tools Shop and Garage Equip	\$0	\$0	\$0	\$0	84	0.00%	\$0	\$409	\$424
587	ITXFER00099	SVCS8000	ANVILS, FORGES & SMITHING EQUIPMENT	Tools Shop and Garage Equip	\$0	\$0	\$0	\$1	84	0.00%	\$0	\$2,361	\$2,447
588	ITXFER00099	SVCS8000	CRANES & HOISTING EQUIPMENT	Tools Shop and Garage Equip	\$0	\$0	\$0	\$2	84	0.00%	\$0	\$6,228	\$6,454
589	ITXFER00099	SVCS8000	SPECIAL MACHINES	Tools Shop and Garage Equip	\$0	\$0	\$0	\$3	84	0.00%	\$0	\$9,404	\$9,746
590	ITXFER00099	SVCS8000	TOOLS & IMPLEMENTS (EA)	Tools Shop and Garage Equip	\$0	\$0	\$0	\$0	84	0.00%	\$0	\$1,334	\$1,387
591	ITXFER00099	SVCS8000	TOOLS & IMPLEMENTS (EA)	Tools Shop and Garage Equip	\$0	\$0	\$0	\$0	84	0.00%	\$0	\$663	\$688
592	ITXFER00099	SVCS8000	TOOLS & IMPLEMENTS (EA)	Tools Shop and Garage Equip	\$0	\$0	\$0	\$1	84	0.00%	\$0	\$1,874	\$1,944

THE NARRAGANSETT ELECTRIC COMPANY
d/b/a NATIONAL GRID
RIPUC Docket Nos. 4770/4780
Compliance Attachment 3
Workpaper 6e
Page 55 of 60

The Narragansett Electric Company db/a National Grid
Service Company Reimb
Service Company Capital for Facilities allocated to Operating Companies as Rent Expense
For the Rate Year ended August 31, 2020

27.32% 09/01/2019 08/31/2020 27.32% 8.23%

Line	Work order	estimation N:	Project Description	Account Description	Average Balance	Cash Tax	Balance	09/01/2019	08/31/2020	Average	Book Tax	Cash to Book	Return on
							Balance	Balance	Balance		Tax Difference	Accum Taxes	
539	90000175382	SVC8000	Non-untized	Structures and Improvements	\$2,910	\$3,527	\$7,422	\$7,422	\$7,422	\$8,594	\$2,348	\$1,179	\$97
540	90000176635	SVC8000	Non-untized	Structures and Improvements	\$54,861	\$14,988	\$28,893	\$39,090	\$39,090	\$33,991	\$9,286	\$5,701	\$469
541	90000177563	SVC8000	Non-untized	Structures and Improvements	\$13,368	\$3,652	\$7,041	\$9,225	\$9,225	\$8,283	\$2,263	\$1,389	\$114
542	90000132991	SVC8000	Non-untized	Structures and Improvements	(\$354,839)	(\$96,942)	\$0	\$0	\$0	\$0	\$0	(\$96,942)	(\$7,978)
543	90000172652	SVC8000	Non-untized	Structures and Improvements	\$108,847	\$29,737	\$55,639	\$75,871	\$75,871	\$65,755	\$17,964	\$11,773	\$969
544	90000174537	SVC8000	Non-untized	Structures and Improvements	\$320	\$88	\$164	\$223	\$223	\$194	\$53	\$35	\$3
545	90000174540	SVC8000	Non-untized	Structures and Improvements	\$2,303	\$629	\$1,177	\$1,606	\$1,606	\$1,392	\$380	\$249	\$21
546	90000176635	SVC8000	Non-untized	Structures and Improvements	(\$26)	(\$7)	\$0	\$0	\$0	\$0	\$0	(\$7)	(\$1)
547	90000174540	SVC8000	Non-untized	Structures and Improvements	\$8,564	\$2,340	\$4,378	\$5,970	\$5,970	\$5,174	\$1,413	\$926	\$76
548	90000174537	SVC8000	Non-untized	Structures and Improvements	\$1,245	\$340	\$617	\$849	\$849	\$733	\$200	\$140	\$12
549	90000174540	SVC8000	Non-untized	Structures and Improvements	\$6	\$2	\$3	\$4	\$4	\$3	\$1	\$1	\$0
550	90000177563	SVC8000	Non-untized	Structures and Improvements	\$247	\$68	\$123	\$169	\$169	\$146	\$40	\$28	\$2
551	90000174537	SVC8000	Non-untized	Structures and Improvements	\$21	\$6	\$10	\$14	\$14	\$12	\$3	\$2	\$0
552	90000174540	SVC8000	Non-untized	Structures and Improvements	\$725	\$198	\$337	\$472	\$472	\$404	\$110	\$88	\$7
553	90000177563	SVC8000	Non-untized	Structures and Improvements	\$5,186	\$1,417	\$2,410	\$3,374	\$3,374	\$2,892	\$790	\$627	\$52
554	90000174540	SVC8000	Non-untized	Structures and Improvements	\$16,318	\$4,458	\$7,330	\$10,363	\$10,363	\$8,847	\$2,417	\$2,041	\$168
555	90000181496	SVC8000	Non-untized	Structures and Improvements	\$127,830	\$34,923	\$57,422	\$81,183	\$81,183	\$69,302	\$18,933	\$15,990	\$1,316
556	90000182013	SVC8000	Non-untized	Structures and Improvements	\$29,613	\$8,090	\$13,302	\$18,807	\$18,807	\$16,055	\$4,386	\$3,704	\$305
557	90000172633	SVC8000	Non-untized	Structures and Improvements	\$7,513	\$2,053	\$3,259	\$4,655	\$4,655	\$3,957	\$1,081	\$972	\$80
558	90000181493	SVC8000	Non-untized	Structures and Improvements	\$486,938	\$133,032	\$211,193	\$301,705	\$301,705	\$256,449	\$70,062	\$62,970	\$5,182
559	90000182262	SVC8000	Non-untized	Structures and Improvements	\$35,408	\$15,137	\$24,031	\$34,430	\$34,430	\$29,181	\$7,972	\$7,165	\$590
560	ITXFER00099	SVC8000	GARAGE & REPAIR EQUIPMENT	Tools Shop and Garage Equi	\$4,163	\$1,137	\$4,920	\$4,920	\$4,920	\$4,344	\$207	\$219	\$17
561	ITXFER00099	SVC8000	TOOLS & IMPLEMENTS (EA)	Tools Shop and Garage Equi	\$925	\$253	\$1,094	\$1,094	\$1,094	\$1,094	\$299	(\$46)	(\$4)
562	ITXFER00099	SVC8000	TOOLS & IMPLEMENTS (EA)	Tools Shop and Garage Equi	\$1,248	\$341	\$1,475	\$1,475	\$1,475	\$1,475	\$403	(\$62)	(\$5)
563	ITXFER00099	SVC8000	GARAGE & REPAIR EQUIPMENT	Tools Shop and Garage Equi	\$2,303	\$684	\$3,051	\$3,051	\$3,051	\$3,051	\$834	(\$150)	(\$12)
564	ITXFER00099	SVC8000	MACHINE TOOLS (EA)	Tools Shop and Garage Equi	\$210	\$57	\$256	\$256	\$256	\$256	\$70	(\$13)	(\$1)
565	ITXFER00099	SVC8000	MISCELLANEOUS ITEMS (EA)	Tools Shop and Garage Equi	\$6,131	\$1,675	\$7,472	\$7,472	\$7,472	\$6,241	\$866	(\$30)	(\$30)
566	ITXFER00099	SVC8000	SPECIAL MACHINES	Tools Shop and Garage Equi	\$523	\$143	\$638	\$638	\$638	\$638	\$174	(\$31)	(\$3)
567	ITXFER00099	SVC8000	TOOLS & IMPLEMENTS (EA)	Tools Shop and Garage Equi	\$3,097	\$846	\$3,774	\$3,774	\$3,774	\$3,774	\$1,031	(\$185)	(\$15)
568	ITXFER00099	SVC8000	MISCELLANEOUS ITEMS (EA)	Tools Shop and Garage Equi	\$318	\$87	\$400	\$400	\$400	\$400	\$109	(\$22)	(\$2)
569	ITXFER00099	SVC8000	SPECIAL MACHINES	Tools Shop and Garage Equi	\$765	\$209	\$962	\$962	\$962	\$962	\$263	(\$54)	(\$4)
570	ITXFER00099	SVC8000	TOOLS & IMPLEMENTS (EA)	Tools Shop and Garage Equi	\$20,382	\$5,568	\$25,642	\$25,642	\$25,642	\$25,642	\$7,006	(\$1,437)	(\$118)
571	ITXFER00099	SVC8000	TOOLS & IMPLEMENTS (EA)	Tools Shop and Garage Equi	\$3,099	\$847	\$3,899	\$3,899	\$3,899	\$3,899	\$1,065	(\$219)	(\$18)
572	ITXFER00099	SVC8000	MISCELLANEOUS ITEMS (EA)	Tools Shop and Garage Equi	\$2,886	\$706	\$3,361	\$3,361	\$3,361	\$3,361	\$918	(\$212)	(\$17)
573	ITXFER00099	SVC8000	TOOLS & IMPLEMENTS (EA)	Tools Shop and Garage Equi	\$7,042	\$1,924	\$9,154	\$9,154	\$9,154	\$9,154	\$2,501	(\$577)	(\$47)
574	ITXFER00099	SVC8000	TOOLS & IMPLEMENTS (EA)	Tools Shop and Garage Equi	\$2,285	\$624	\$2,970	\$2,970	\$2,970	\$2,970	\$811	(\$187)	(\$15)
575	ITXFER00099	SVC8000	SPECIAL MACHINES	Tools Shop and Garage Equi	\$2,105	\$575	\$2,737	\$2,737	\$2,737	\$2,737	\$748	(\$173)	(\$14)
576	ITXFER00099	SVC8000	TOOLS & IMPLEMENTS (EA)	Tools Shop and Garage Equi	\$5,722	\$1,563	\$7,439	\$7,439	\$7,439	\$7,439	\$2,032	(\$469)	(\$39)
577	ITXFER00099	SVC8000	MISCELLANEOUS ITEMS (EA)	Tools Shop and Garage Equi	\$1,659	\$453	\$2,231	\$2,231	\$2,231	\$2,231	\$610	(\$156)	(\$13)
578	ITXFER00099	SVC8000	SPECIAL MACHINES	Tools Shop and Garage Equi	\$6,705	\$1,832	\$9,017	\$9,017	\$9,017	\$9,017	\$2,464	(\$632)	(\$52)
579	ITXFER00099	SVC8000	TOOLS & IMPLEMENTS (EA)	Tools Shop and Garage Equi	\$2,431	\$664	\$3,269	\$3,269	\$3,269	\$3,269	\$893	(\$229)	(\$19)
580	ITXFER00099	SVC8000	CRANES & HOISTING EQUIPMENT	Tools Shop and Garage Equi	\$1,943	\$531	\$2,614	\$2,614	\$2,614	\$2,614	\$714	(\$183)	(\$15)
581	ITXFER00099	SVC8000	TOOLS & IMPLEMENTS (EA)	Tools Shop and Garage Equi	\$7,100	\$1,940	\$9,549	\$9,549	\$9,549	\$9,549	\$2,609	(\$669)	(\$55)
582	ITXFER00099	SVC8000	MISCELLANEOUS ITEMS (EA)	Tools Shop and Garage Equi	\$802	\$219	\$1,118	\$1,118	\$1,118	\$1,118	\$305	(\$86)	(\$7)
583	ITXFER00099	SVC8000	TOOLS & IMPLEMENTS (EA)	Tools Shop and Garage Equi	\$1,096	\$299	\$1,527	\$1,527	\$1,527	\$1,527	\$417	(\$118)	(\$10)
584	ITXFER00099	SVC8000	GARAGE & REPAIR EQUIPMENT	Tools Shop and Garage Equi	\$1,210	\$330	\$1,685	\$1,685	\$1,685	\$1,685	\$460	(\$130)	(\$11)
585	ITXFER00099	SVC8000	TOOLS & IMPLEMENTS (EA)	Tools Shop and Garage Equi	\$1,668	\$456	\$2,323	\$2,323	\$2,323	\$2,323	\$635	(\$179)	(\$15)
586	ITXFER00099	SVC8000	MISCELLANEOUS ITEMS (EA)	Tools Shop and Garage Equi	\$416	\$114	\$580	\$580	\$580	\$580	\$158	(\$45)	(\$4)
587	ITXFER00099	SVC8000	ANVILS, FORGES & SMITHING EQUIPMENT	Tools Shop and Garage Equi	\$2,404	\$657	\$3,349	\$3,349	\$3,349	\$3,349	\$915	(\$258)	(\$21)
588	ITXFER00099	SVC8000	CRANES & HOISTING EQUIPMENT	Tools Shop and Garage Equi	\$6,341	\$1,732	\$8,832	\$8,832	\$8,832	\$8,832	\$2,413	(\$681)	(\$56)
589	ITXFER00099	SVC8000	SPECIAL MACHINES	Tools Shop and Garage Equi	\$9,575	\$2,616	\$13,336	\$13,336	\$13,336	\$13,336	\$3,644	(\$1,028)	(\$85)
590	ITXFER00099	SVC8000	TOOLS & IMPLEMENTS (EA)	Tools Shop and Garage Equi	\$1,310	\$358	\$1,825	\$1,825	\$1,825	\$1,825	\$499	(\$141)	(\$12)
591	ITXFER00099	SVC8000	TOOLS & IMPLEMENTS (EA)	Tools Shop and Garage Equi	\$675	\$184	\$975	\$975	\$975	\$975	\$266	(\$82)	(\$7)
592	ITXFER00099	SVC8000	TOOLS & IMPLEMENTS (EA)	Tools Shop and Garage Equi	\$1,909	\$522	\$2,738	\$2,738	\$2,738	\$2,738	\$753	(\$232)	(\$19)

THE NARRAGANSETT ELECTRIC COMPANY
d/b/a NATIONAL GRID
RIPUC Docket Nos. 4770/4780
Compliance Attachment 3
Workpaper 6e
Page 56 of 60

The Narragansett Electric Company d/b/a National Grid
Service Company Rents
Service Company Capital for Facilities allocated to Operating Companies as Rent Expense
For the Rate Year ended August 31, 2020

Line	Work order	estment N:	Project Description	Account Description	Bill Pool	Date	Amortizati on Period	Inception to Date \$	Adjustments	HTY Spend
593	ITXFER00099	SVC8000	TOOLS & IMPLEMENTS (EA)	Tools Shop and Garage Equip	J139	07/01/93	120	\$429	\$0	\$429
594	ITXFER00099	SVC8000	TOOLS & IMPLEMENTS (EA)	Tools Shop and Garage Equip	J114	07/01/94	120	\$13,116	\$0	\$13,116
595	ITXFER00099	SVC8000	TOOLS & IMPLEMENTS (EA)	Tools Shop and Garage Equip	J139	07/01/94	120	\$5,885	\$0	\$5,885
596	ITXFER00099	SVC8000	TOOLS & IMPLEMENTS (EA)	Tools Shop and Garage Equip	J139	07/01/95	120	\$14,584	\$0	\$14,584
597	ITXFER00099	SVC8000	TOOLS & IMPLEMENTS (EA)	Tools Shop and Garage Equip	J139	07/01/96	120	\$13,815	\$0	\$13,815
598	ITXFER00099	SVC8000	TOOLS & IMPLEMENTS (EA)	Tools Shop and Garage Equip	J135	07/01/97	120	\$4,171	\$0	\$4,171
599	ITXFER00099	SVC8000	TOOLS & IMPLEMENTS (EA)	Tools Shop and Garage Equip	J139	07/01/97	120	\$23,557	\$0	\$23,557
600	ITXFER00099	SVC8000	TOOLS & IMPLEMENTS (EA)	Tools Shop and Garage Equip	J063	06/17/03	120	\$9,040	\$0	\$9,040
601	ITXFER00099	SVC8000	TOOLS & IMPLEMENTS (EA)	Tools Shop and Garage Equip	J139	12/31/03	120	\$80,414	\$0	\$80,414
602	ITXFER00099	SVC8000	TOOLS & IMPLEMENTS (EA)	Tools Shop and Garage Equip	J063	12/31/03	120	\$37,482	\$0	\$37,482
603	ITXFER00099	SVC8000	TOOLS & IMPLEMENTS (EA)	Tools Shop and Garage Equip	J063	05/17/04	120	\$4,980	\$0	\$4,980
604	ITXFER00099	SVC8000	TOOLS & IMPLEMENTS (EA)	Tools Shop and Garage Equip	J063	06/17/04	120	\$4,200	\$0	\$4,200
605	ITXFER00099	SVC8000	TOOLS & IMPLEMENTS (EA)	Tools Shop and Garage Equip	J139	12/17/04	120	\$500,899	\$0	\$500,899
606	ITXFER00099	SVC8000	MISCELLANEOUS ITEMS (EA)	Tools Shop and Garage Equip	J139	07/24/05	120	\$2,550	\$0	\$2,550
607	ITXFER00099	SVC8000	TOOLS & IMPLEMENTS (EA)	Tools Shop and Garage Equip	J139	11/22/05	120	\$5,954	\$0	\$5,954
608	ITXFER00099	SVC8000	MACHINE TOOLS (EA)	Tools Shop and Garage Equip	J139	05/01/06	120	\$4,362	\$0	\$4,362
609	ITXFER00099	SVC8000	TOOLS & IMPLEMENTS (EA)	Tools Shop and Garage Equip	J063	07/01/06	120	\$3,358	\$0	\$3,358
610	ITXFER00099	SVC8000	TOOLS & IMPLEMENTS (EA)	Tools Shop and Garage Equip	J063	07/01/06	120	\$5,296	\$0	\$5,296
611	ITXFER00099	SVC8000	MACHINE TOOLS (EA)	Tools Shop and Garage Equip	J139	12/01/06	120	\$25,883	\$0	\$25,883
612	ITXFER00099	SVC8000	MOTORS & ELECTRIC EQUIPMENT (EA)	Tools Shop and Garage Equip	J139	06/01/07	120	\$553	\$0	\$553
613	ITXFER00099	SVC8000	TOOLS & IMPLEMENTS (EA)	Tools Shop and Garage Equip	J063	10/01/08	120	\$81,633	\$0	\$81,633
614	ITXFER00099	SVC8000	GENERATOR	Tools Shop and Garage Equip	J139	01/31/09	120	\$17,352	\$0	\$17,352
615	ITXFER00099	SVC8000	TOOLS & IMPLEMENTS (EA)	Tools Shop and Garage Equip	J063	06/30/10	120	\$311,717	\$0	\$311,717
616	90000097933	SVC8000	GENERAL PLANT \$20,000 OR >	Tools Shop and Garage Equip	G012	07/01/10	120	\$268,088	\$0	\$268,088
617	ITXFER00099	SVC8000	TOOLS & IMPLEMENTS (EA)	Tools Shop and Garage Equip	J139	07/01/12	120	\$18,797	\$0	\$18,797
618	ITXFER00099	SVC8000	TOOLS & IMPLEMENTS (EA)	Tools Shop and Garage Equip	J139	08/01/12	120	\$9,038	\$0	\$9,038
619	ITXFER00099	SVC8000	MISCELLANEOUS ITEMS (EA)	Tools Shop and Garage Equip	J063	08/01/12	120	\$294,748	\$0	\$294,748
620	ITXFER00099	SVC8000	MISCELLANEOUS ITEMS (EA)	Tools Shop and Garage Equip	J063	08/01/12	120	\$8,203	\$0	\$8,203
621	ITXFER00099	SVC8000	MISCELLANEOUS ITEMS (EA)	Tools Shop and Garage Equip	J063	08/01/12	120	\$20,813	\$0	\$20,813
622	ITXFER00099	SVC8000	MISCELLANEOUS ITEMS (EA)	Tools Shop and Garage Equip	J063	08/01/12	120	\$9,165	\$0	\$9,165
623	ITXFER00099	SVC8000	MISCELLANEOUS ITEMS (EA)	Tools Shop and Garage Equip	J063	08/01/12	120	\$12,109	\$0	\$12,109
624	ITXFER00099	SVC8000	TOOLS & IMPLEMENTS (EA)	Tools Shop and Garage Equip	J063	08/01/12	120	\$3,347	\$0	\$3,347
625	ITXFER00099	SVC8000	MISCELLANEOUS ITEMS (EA)	Tools Shop and Garage Equip	J063	08/01/12	120	\$1,525	\$0	\$1,525
626	Total							\$476,119,248	\$0	\$476,119,248
627	Check									
628	Difference									

(80)

THE NARRAGANSETT ELECTRIC COMPANY
d/b/a NATIONAL GRID
RIPUC Docket Nos. 4770/4780
Compliance Attachment 3
Workpaper 6e
Page 57 of 60

The Narragansett Electric Company d/b/a National Grid
Service Company Rents
Service Company Capital for Facilities allocated to Operating Companies as Rent Expense
For the Rate Year ended August 31, 2020

09/01/19 08/31/20 8.2300%

Line	Work order	estimation N:	Project Description	Account Description	NECO	09/01/2019 Balance	08/31/2020 Balance	Average Balance	Service Co Return	Year Return	Return on Accum Taxes
593	TXFER000999	SVG8000	TOOLS & IMPLEMENTS (EA)	Tools Shop and Garage Equip	YES	\$0	\$0	\$0	8.23%	\$0	\$3
594	TXFER000999	SVG8000	TOOLS & IMPLEMENTS (EA)	Tools Shop and Garage Equip	NO	\$0	\$0	\$0	8.23%	\$0	\$98
595	TXFER000999	SVG8000	TOOLS & IMPLEMENTS (EA)	Tools Shop and Garage Equip	YES	\$0	\$0	\$0	8.23%	\$0	\$44
596	TXFER000999	SVG8000	TOOLS & IMPLEMENTS (EA)	Tools Shop and Garage Equip	YES	\$0	\$0	\$0	8.23%	\$0	\$118
597	TXFER000999	SVG8000	TOOLS & IMPLEMENTS (EA)	Tools Shop and Garage Equip	YES	\$0	\$0	\$0	8.23%	\$0	\$119
598	TXFER000999	SVG8000	TOOLS & IMPLEMENTS (EA)	Tools Shop and Garage Equip	YES	\$0	\$0	\$0	8.23%	\$0	\$38
599	TXFER000999	SVG8000	TOOLS & IMPLEMENTS (EA)	Tools Shop and Garage Equip	YES	\$0	\$0	\$0	8.23%	\$0	\$217
600	TXFER000999	SVG8000	TOOLS & IMPLEMENTS (EA)	Tools Shop and Garage Equip	YES	\$0	\$0	\$0	8.23%	\$0	\$62
601	TXFER000999	SVG8000	TOOLS & IMPLEMENTS (EA)	Tools Shop and Garage Equip	YES	\$0	\$0	\$0	8.23%	\$0	\$574
602	TXFER000999	SVG8000	TOOLS & IMPLEMENTS (EA)	Tools Shop and Garage Equip	YES	\$0	\$0	\$0	8.23%	\$0	\$268
603	TXFER000999	SVG8000	TOOLS & IMPLEMENTS (EA)	Tools Shop and Garage Equip	YES	\$0	\$0	\$0	8.23%	\$0	\$30
604	TXFER000999	SVG8000	TOOLS & IMPLEMENTS (EA)	Tools Shop and Garage Equip	YES	\$0	\$0	\$0	8.23%	\$0	\$36
605	TXFER000999	SVG8000	TOOLS & IMPLEMENTS (EA)	Tools Shop and Garage Equip	YES	\$0	\$0	\$0	8.23%	\$0	\$3,733
606	TXFER000999	SVG8000	MISCELLANEOUS ITEMS (EA)	Tools Shop and Garage Equip	YES	\$0	\$0	\$0	8.23%	\$0	\$19
607	TXFER000999	SVG8000	TOOLS & IMPLEMENTS (EA)	Tools Shop and Garage Equip	YES	\$0	\$0	\$0	8.23%	\$0	\$46
608	TXFER000999	SVG8000	MACHINE TOOLS (EA)	Tools Shop and Garage Equip	YES	\$0	\$0	\$0	8.23%	\$0	\$34
609	TXFER000999	SVG8000	TOOLS & IMPLEMENTS (EA)	Tools Shop and Garage Equip	YES	\$0	\$0	\$0	8.23%	\$0	\$26
610	TXFER000999	SVG8000	TOOLS & IMPLEMENTS (EA)	Tools Shop and Garage Equip	YES	\$0	\$0	\$0	8.23%	\$0	\$41
611	TXFER000999	SVG8000	MOTORS & ELECTRIC EQUIPMENT (EA)	Tools Shop and Garage Equip	YES	\$0	\$0	\$0	8.23%	\$0	\$209
612	TXFER000999	SVG8000	TOOLS & IMPLEMENTS (EA)	Tools Shop and Garage Equip	YES	\$0	\$0	\$0	8.23%	\$0	\$4
613	TXFER000999	SVG8000	TOOLS & IMPLEMENTS (EA)	Tools Shop and Garage Equip	YES	\$0	\$0	\$0	8.23%	\$0	\$710
614	TXFER000999	SVG8000	GENERATOR	Tools Shop and Garage Equip	YES	\$0	\$0	\$0	8.23%	\$0	\$151
615	TXFER000999	SVG8000	TOOLS & IMPLEMENTS (EA)	Tools Shop and Garage Equip	YES	\$25,976	\$0	\$12,988	8.23%	\$1,069	\$2,515
616	90000097933	SVG8000	GENERAL PLANT \$20,000 OR >	Tools Shop and Garage Equip	YES	\$22,341	\$0	\$11,170	8.23%	\$919	\$2,163
617	TXFER000999	SVG8000	TOOLS & IMPLEMENTS (EA)	Tools Shop and Garage Equip	YES	\$5,326	\$3,446	\$4,386	8.23%	\$361	\$82
618	TXFER000999	SVG8000	TOOLS & IMPLEMENTS (EA)	Tools Shop and Garage Equip	YES	\$2,636	\$1,732	\$2,184	8.23%	\$180	\$38
619	TXFER000999	SVG8000	MISCELLANEOUS ITEMS (EA)	Tools Shop and Garage Equip	YES	\$85,968	\$56,493	\$71,231	8.23%	\$5,862	\$1,236
620	TXFER000999	SVG8000	MISCELLANEOUS ITEMS (EA)	Tools Shop and Garage Equip	YES	\$2,393	\$1,572	\$1,982	8.23%	\$163	\$34
621	TXFER000999	SVG8000	MISCELLANEOUS ITEMS (EA)	Tools Shop and Garage Equip	YES	\$6,071	\$3,989	\$5,030	8.23%	\$414	\$87
622	TXFER000999	SVG8000	MISCELLANEOUS ITEMS (EA)	Tools Shop and Garage Equip	YES	\$2,673	\$1,757	\$2,215	8.23%	\$182	\$38
623	TXFER000999	SVG8000	MISCELLANEOUS ITEMS (EA)	Tools Shop and Garage Equip	YES	\$3,532	\$2,321	\$2,926	8.23%	\$241	\$51
624	TXFER000999	SVG8000	TOOLS & IMPLEMENTS (EA)	Tools Shop and Garage Equip	YES	\$976	\$641	\$809	8.23%	\$67	\$14
625	TXFER000999	SVG8000	MISCELLANEOUS ITEMS (EA)	Tools Shop and Garage Equip	YES	\$445	\$292	\$369	8.23%	\$30	\$6
626	Total					\$47,112,122	\$35,298,935	\$41,205,529		\$3,391,215	\$1,567,959
627	Check										
628	Difference										

Gas

The Narragansett Electric Company d/b/a National Grid
Service Company Rents
Service Company Capital for Facilities allocated to Operating Companies as Rent Expense
For the Rate Year ended August 31, 2020

Line	Work order	estment N:	Project Description	Account Description	Total Return	Year Amortization	Test Year NECO G Allocation	Test Year NECO G Rent-Return	Test Year NECO G Rent - Depn	Test Year Distribution Allocation	Test Year Rent Return
593	TXFER00099	SVC8000	TOOLS & IMPLEMENTS (EA)	Tools Shop and Garage Equi	\$3	\$0	1.5316%	\$0	\$0	3.7985%	\$0
594	TXFER00099	SVC8000	TOOLS & IMPLEMENTS (EA)	Tools Shop and Garage Equi	\$98	\$0	6.2600%	\$6	\$0	0.0000%	\$0
595	TXFER00099	SVC8000	TOOLS & IMPLEMENTS (EA)	Tools Shop and Garage Equi	\$44	\$0	1.5316%	\$1	\$0	3.7985%	\$2
596	TXFER00099	SVC8000	TOOLS & IMPLEMENTS (EA)	Tools Shop and Garage Equi	\$118	\$0	1.5316%	\$2	\$0	3.7985%	\$4
597	TXFER00099	SVC8000	TOOLS & IMPLEMENTS (EA)	Tools Shop and Garage Equi	\$38	\$0	1.5316%	\$2	\$0	3.7985%	\$5
598	TXFER00099	SVC8000	TOOLS & IMPLEMENTS (EA)	Tools Shop and Garage Equi	\$38	\$0	1.6673%	\$1	\$0	3.3927%	\$1
599	TXFER00099	SVC8000	TOOLS & IMPLEMENTS (EA)	Tools Shop and Garage Equi	\$217	\$0	1.5316%	\$3	\$0	3.7985%	\$8
600	TXFER00099	SVC8000	TOOLS & IMPLEMENTS (EA)	Tools Shop and Garage Equi	\$62	\$0	4.0899%	\$3	\$0	9.6901%	\$6
601	TXFER00099	SVC8000	TOOLS & IMPLEMENTS (EA)	Tools Shop and Garage Equi	\$574	\$0	1.5316%	\$9	\$0	3.7985%	\$22
602	TXFER00099	SVC8000	TOOLS & IMPLEMENTS (EA)	Tools Shop and Garage Equi	\$268	\$0	4.0899%	\$11	\$0	9.6901%	\$6
603	TXFER00099	SVC8000	TOOLS & IMPLEMENTS (EA)	Tools Shop and Garage Equi	\$50	\$0	4.0899%	\$1	\$0	9.6901%	\$3
604	TXFER00099	SVC8000	TOOLS & IMPLEMENTS (EA)	Tools Shop and Garage Equi	\$36	\$0	4.0899%	\$1	\$0	9.6901%	\$3
605	TXFER00099	SVC8000	TOOLS & IMPLEMENTS (EA)	Tools Shop and Garage Equi	\$3,733	\$0	1.5316%	\$57	\$0	3.7985%	\$142
606	TXFER00099	SVC8000	MISCELLANEOUS ITEMS (EA)	Tools Shop and Garage Equi	\$19	\$0	1.5316%	\$0	\$0	3.7985%	\$1
607	TXFER00099	SVC8000	TOOLS & IMPLEMENTS (EA)	Tools Shop and Garage Equi	\$46	\$0	1.5316%	\$1	\$0	3.7985%	\$2
608	TXFER00099	SVC8000	MACHINE TOOLS (EA)	Tools Shop and Garage Equi	\$34	\$0	1.5316%	\$1	\$0	3.7985%	\$1
609	TXFER00099	SVC8000	TOOLS & IMPLEMENTS (EA)	Tools Shop and Garage Equi	\$26	\$0	4.0899%	\$2	\$0	9.6901%	\$3
610	TXFER00099	SVC8000	TOOLS & IMPLEMENTS (EA)	Tools Shop and Garage Equi	\$41	\$0	4.0899%	\$2	\$0	9.6901%	\$4
611	TXFER00099	SVC8000	MACHINE TOOLS (EA)	Tools Shop and Garage Equi	\$209	\$0	1.5316%	\$3	\$0	3.7985%	\$8
612	TXFER00099	SVC8000	MOTORS & ELECTRIC EQUIPMENT (EA)	Tools Shop and Garage Equi	\$4	\$0	1.5316%	\$0	\$0	3.7985%	\$0
613	TXFER00099	SVC8000	TOOLS & IMPLEMENTS (EA)	Tools Shop and Garage Equi	\$710	\$0	4.0899%	\$29	\$0	9.6901%	\$69
614	TXFER00099	SVC8000	GENERATOR	Tools Shop and Garage Equi	\$151	\$0	1.5316%	\$2	\$0	3.7985%	\$6
615	TXFER00099	SVC8000	TOOLS & IMPLEMENTS (EA)	Tools Shop and Garage Equi	\$3,584	\$25,976	4.0899%	\$147	\$1,062	9.6901%	\$347
616	9000007933	SVC8000	GENERAL PLANT \$20,000 OR >	Tools Shop and Garage Equi	\$3,082	\$22,341	2.8497%	\$88	\$637	8.3686%	\$258
617	TXFER00099	SVC8000	TOOLS & IMPLEMENTS (EA)	Tools Shop and Garage Equi	\$443	\$1,880	1.5316%	\$7	\$29	3.7985%	\$17
618	TXFER00099	SVC8000	TOOLS & IMPLEMENTS (EA)	Tools Shop and Garage Equi	\$218	\$904	1.5316%	\$3	\$14	3.7985%	\$8
619	TXFER00099	SVC8000	MISCELLANEOUS ITEMS (EA)	Tools Shop and Garage Equi	\$7,098	\$29,475	4.0899%	\$290	\$1,205	9.6901%	\$688
620	TXFER00099	SVC8000	MISCELLANEOUS ITEMS (EA)	Tools Shop and Garage Equi	\$198	\$820	4.0899%	\$8	\$34	9.6901%	\$19
621	TXFER00099	SVC8000	MISCELLANEOUS ITEMS (EA)	Tools Shop and Garage Equi	\$501	\$2,081	4.0899%	\$20	\$85	9.6901%	\$49
622	TXFER00099	SVC8000	MISCELLANEOUS ITEMS (EA)	Tools Shop and Garage Equi	\$221	\$917	4.0899%	\$9	\$37	9.6901%	\$21
623	TXFER00099	SVC8000	MISCELLANEOUS ITEMS (EA)	Tools Shop and Garage Equi	\$292	\$1,211	4.0899%	\$12	\$50	9.6901%	\$28
624	TXFER00099	SVC8000	TOOLS & IMPLEMENTS (EA)	Tools Shop and Garage Equi	\$81	\$535	4.0899%	\$3	\$14	9.6901%	\$8
625	TXFER00099	SVC8000	MISCELLANEOUS ITEMS (EA)	Tools Shop and Garage Equi	\$37	\$153	4.0899%	\$2	\$6	9.6901%	\$4
626	Total				\$4,959,174	\$11,746,454		\$45,934	\$139,712		\$88,882
627	Check										
628	Difference										
Gas											
185,646											

The Narragansett Electric Company d/b/a National Grid
Service Company Capital for Facilities allocated to Operating Companies as Rent Expense
For the Rate Year ended August 31, 2020

Line	Work order	estimation N:	Project Description	Account Description	Test Year Rent	Less IFA Salary & Wage Allocator	Total	Amortization Period	Bonus Rate	Bonus Depreciation	09/01/2019	08/31/2020
											Balance	Balance
593	ITXFER00099	SVC8000	TOOLS & IMPLEMENTS (EA)	Tools Shop and Garage Equip	\$0	\$0	\$0	84	0.00%	\$0	\$291	\$302
594	ITXFER00099	SVC8000	TOOLS & IMPLEMENTS (EA)	Tools Shop and Garage Equip	\$0	\$0	\$0	84	0.00%	\$0	\$8,576	\$8,912
595	ITXFER00099	SVC8000	TOOLS & IMPLEMENTS (EA)	Tools Shop and Garage Equip	\$0	\$0	\$1	84	0.00%	\$0	\$3,848	\$3,999
596	ITXFER00099	SVC8000	TOOLS & IMPLEMENTS (EA)	Tools Shop and Garage Equip	\$0	\$1	\$4	84	0.00%	\$0	\$9,162	\$9,536
597	ITXFER00099	SVC8000	TOOLS & IMPLEMENTS (EA)	Tools Shop and Garage Equip	\$0	\$0	\$0	84	0.00%	\$0	\$8,325	\$8,679
598	ITXFER00099	SVC8000	TOOLS & IMPLEMENTS (EA)	Tools Shop and Garage Equip	\$0	\$0	\$0	84	0.00%	\$0	\$2,407	\$2,514
599	ITXFER00099	SVC8000	TOOLS & IMPLEMENTS (EA)	Tools Shop and Garage Equip	\$0	\$1	\$7	84	0.00%	\$0	\$13,590	\$14,194
600	ITXFER00099	SVC8000	TOOLS & IMPLEMENTS (EA)	Tools Shop and Garage Equip	\$0	\$1	\$5	84	46.14%	\$4,171	\$6,231	\$6,356
601	ITXFER00099	SVC8000	TOOLS & IMPLEMENTS (EA)	Tools Shop and Garage Equip	\$0	\$3	\$19	84	46.14%	\$37,103	\$54,316	\$55,427
602	ITXFER00099	SVC8000	TOOLS & IMPLEMENTS (EA)	Tools Shop and Garage Equip	\$0	\$4	\$22	84	46.14%	\$17,294	\$25,318	\$25,835
603	ITXFER00099	SVC8000	TOOLS & IMPLEMENTS (EA)	Tools Shop and Garage Equip	\$0	\$0	\$3	84	46.14%	\$1,938	\$2,837	\$2,895
604	ITXFER00099	SVC8000	TOOLS & IMPLEMENTS (EA)	Tools Shop and Garage Equip	\$0	\$0	\$3	84	46.14%	\$2,298	\$3,364	\$3,433
605	ITXFER00099	SVC8000	TOOLS & IMPLEMENTS (EA)	Tools Shop and Garage Equip	\$0	\$19	\$122	84	46.14%	\$231,111	\$331,417	\$338,334
606	ITXFER00099	SVC8000	MISCELLANEOUS ITEMS (EA)	Tools Shop and Garage Equip	\$0	\$0	\$1	84	46.14%	\$1,177	\$1,687	\$1,722
607	ITXFER00099	SVC8000	TOOLS & IMPLEMENTS (EA)	Tools Shop and Garage Equip	\$0	\$0	\$2	84	46.14%	\$2,747	\$3,857	\$3,940
608	ITXFER00099	SVC8000	MACHINE TOOLS (EA)	Tools Shop and Garage Equip	\$0	\$0	\$1	84	46.14%	\$2,013	\$2,826	\$2,886
609	ITXFER00099	SVC8000	TOOLS & IMPLEMENTS (EA)	Tools Shop and Garage Equip	\$0	\$0	\$2	84	46.14%	\$1,549	\$2,175	\$2,222
610	ITXFER00099	SVC8000	TOOLS & IMPLEMENTS (EA)	Tools Shop and Garage Equip	\$0	\$1	\$3	84	46.14%	\$2,443	\$3,431	\$3,504
611	ITXFER00099	SVC8000	MACHINE TOOLS (EA)	Tools Shop and Garage Equip	\$0	\$1	\$7	84	46.14%	\$11,942	\$16,411	\$16,768
612	ITXFER00099	SVC8000	MOTORS & ELECTRIC EQUIPMENT (EA)	Tools Shop and Garage Equip	\$0	\$0	\$0	84	46.14%	\$255	\$350	\$358
613	ITXFER00099	SVC8000	TOOLS & IMPLEMENTS (EA)	Tools Shop and Garage Equip	\$0	\$9	\$59	84	46.14%	\$37,665	\$49,502	\$50,630
614	ITXFER00099	SVC8000	GENERATOR	Tools Shop and Garage Equip	\$0	\$1	\$5	84	46.14%	\$8,006	\$10,522	\$10,762
615	ITXFER00099	SVC8000	TOOLS & IMPLEMENTS (EA)	Tools Shop and Garage Equip	\$2,517	\$391	\$2,473	84	46.14%	\$143,824	\$184,721	\$189,026
616	9000007933	SVC8000	GENERAL PLANT \$20,000 OR >	Tools Shop and Garage Equip	\$1,771	\$277	\$1,752	84	46.14%	\$123,694	\$158,867	\$162,569
617	ITXFER00099	SVC8000	TOOLS & IMPLEMENTS (EA)	Tools Shop and Garage Equip	\$71	\$12	\$76	84	46.14%	\$8,673	\$10,620	\$10,879
618	ITXFER00099	SVC8000	TOOLS & IMPLEMENTS (EA)	Tools Shop and Garage Equip	\$34	\$6	\$37	84	46.14%	\$4,170	\$5,106	\$5,231
619	ITXFER00099	SVC8000	MISCELLANEOUS ITEMS (EA)	Tools Shop and Garage Equip	\$2,856	\$484	\$3,060	84	46.14%	\$135,995	\$166,524	\$170,595
620	ITXFER00099	SVC8000	MISCELLANEOUS ITEMS (EA)	Tools Shop and Garage Equip	\$79	\$13	\$85	84	46.14%	\$3,785	\$4,635	\$4,748
621	ITXFER00099	SVC8000	MISCELLANEOUS ITEMS (EA)	Tools Shop and Garage Equip	\$202	\$34	\$216	84	46.14%	\$9,603	\$11,759	\$12,046
622	ITXFER00099	SVC8000	MISCELLANEOUS ITEMS (EA)	Tools Shop and Garage Equip	\$89	\$15	\$95	84	46.14%	\$4,229	\$5,178	\$5,305
623	ITXFER00099	SVC8000	MISCELLANEOUS ITEMS (EA)	Tools Shop and Garage Equip	\$117	\$20	\$126	84	46.14%	\$5,387	\$6,841	\$7,009
624	ITXFER00099	SVC8000	TOOLS & IMPLEMENTS (EA)	Tools Shop and Garage Equip	\$32	\$5	\$35	84	46.14%	\$1,544	\$1,891	\$1,937
625	ITXFER00099	SVC8000	MISCELLANEOUS ITEMS (EA)	Tools Shop and Garage Equip	\$15	\$3	\$16	84	46.14%	\$704	\$862	\$883
626	Total				\$317,407	\$55,499	\$350,790			\$91,716,130	\$364,038,335	\$369,998,244
627	Check											
628	Difference											

Distribution

THE NARRAGANSETT ELECTRIC COMPANY
d/b/a NATIONAL GRID
RIPUC Docket Nos. 4770/4780
Compliance Attachment 3
Workpaper 6e
Page 60 of 60

The Narragansett Electric Company db/a National Grid
Service Company Reins
Service Company Capital for Facilities allocated to Operating Companies as Rent Expense
For the Rate Year ended August 31, 2020

27.32% 09/01/19 08/31/20 27.32% 8.23%

Line	Work order	estimation	N	Project Description	Account Description	Average Balance	Cash Tax	09/01/2019 Balance	08/31/2020 Balance	Average Balance	Book Tax	Cash to Book Tax Difference	Return on Accum Taxes
593	ITXFER00099	SVC8000		TOOLS & IMPLEMENTS (EA)	Tools Shop and Garage Equi	\$2,297	\$81	\$4,299	\$4,299	\$4,299	\$117	(\$36)	(\$3)
594	ITXFER00099	SVC8000		TOOLS & IMPLEMENTS (EA)	Tools Shop and Garage Equi	\$8,744	\$2,389	\$13,116	\$13,116	\$13,116	\$3,583	(\$1,194)	(\$98)
595	ITXFER00099	SVC8000		TOOLS & IMPLEMENTS (EA)	Tools Shop and Garage Equi	\$3,923	\$1,072	\$5,885	\$5,885	\$5,885	\$1,608	(\$530)	(\$44)
596	ITXFER00099	SVC8000		TOOLS & IMPLEMENTS (EA)	Tools Shop and Garage Equi	\$9,349	\$2,554	\$14,584	\$14,584	\$14,584	\$3,984	(\$1,430)	(\$118)
597	ITXFER00099	SVC8000		TOOLS & IMPLEMENTS (EA)	Tools Shop and Garage Equi	\$8,502	\$2,323	\$13,815	\$13,815	\$13,815	\$3,774	(\$1,452)	(\$119)
598	ITXFER00099	SVC8000		TOOLS & IMPLEMENTS (EA)	Tools Shop and Garage Equi	\$2,460	\$672	\$4,171	\$4,171	\$4,171	\$1,140	(\$468)	(\$38)
599	ITXFER00099	SVC8000		TOOLS & IMPLEMENTS (EA)	Tools Shop and Garage Equi	\$13,892	\$3,795	\$23,557	\$23,557	\$23,557	\$6,436	(\$2,640)	(\$217)
600	ITXFER00099	SVC8000		TOOLS & IMPLEMENTS (EA)	Tools Shop and Garage Equi	\$6,293	\$1,719	\$9,040	\$9,040	\$9,040	\$2,470	(\$750)	(\$62)
601	ITXFER00099	SVC8000		TOOLS & IMPLEMENTS (EA)	Tools Shop and Garage Equi	\$54,872	\$14,991	\$80,414	\$80,414	\$80,414	\$21,969	(\$6,978)	(\$574)
602	ITXFER00099	SVC8000		TOOLS & IMPLEMENTS (EA)	Tools Shop and Garage Equi	\$25,576	\$6,987	\$37,482	\$37,482	\$37,482	\$10,240	(\$3,253)	(\$268)
603	ITXFER00099	SVC8000		TOOLS & IMPLEMENTS (EA)	Tools Shop and Garage Equi	\$2,866	\$783	\$4,200	\$4,200	\$4,200	\$1,147	(\$564)	(\$50)
604	ITXFER00099	SVC8000		TOOLS & IMPLEMENTS (EA)	Tools Shop and Garage Equi	\$3,398	\$928	\$4,980	\$4,980	\$4,980	\$1,361	(\$432)	(\$36)
605	ITXFER00099	SVC8000		TOOLS & IMPLEMENTS (EA)	Tools Shop and Garage Equi	\$34,875	\$9,148	\$500,899	\$500,899	\$500,899	\$136,846	(\$45,358)	(\$3,733)
606	ITXFER00099	SVC8000		MISCELLANEOUS ITEMS (EA)	Tools Shop and Garage Equi	\$1,705	\$466	\$2,550	\$2,550	\$2,550	\$697	(\$231)	(\$19)
607	ITXFER00099	SVC8000		TOOLS & IMPLEMENTS (EA)	Tools Shop and Garage Equi	\$3,899	\$1,065	\$5,954	\$5,954	\$5,954	\$1,627	(\$562)	(\$46)
608	ITXFER00099	SVC8000		MACHINE TOOLS (EA)	Tools Shop and Garage Equi	\$2,856	\$780	\$4,362	\$4,362	\$4,362	\$1,192	(\$411)	(\$34)
609	ITXFER00099	SVC8000		TOOLS & IMPLEMENTS (EA)	Tools Shop and Garage Equi	\$2,199	\$601	\$3,358	\$3,358	\$3,358	\$917	(\$317)	(\$26)
610	ITXFER00099	SVC8000		TOOLS & IMPLEMENTS (EA)	Tools Shop and Garage Equi	\$3,467	\$947	\$5,296	\$5,296	\$5,296	\$1,447	(\$500)	(\$41)
611	ITXFER00099	SVC8000		MACHINE TOOLS (EA)	Tools Shop and Garage Equi	\$16,589	\$4,532	\$25,883	\$25,883	\$25,883	\$7,071	(\$2,539)	(\$209)
612	ITXFER00099	SVC8000		MOTORS & ELECTRIC EQUIPMENT (EA)	Tools Shop and Garage Equi	\$354	\$97	\$553	\$553	\$553	\$151	(\$50)	(\$6)
613	ITXFER00099	SVC8000		TOOLS & IMPLEMENTS (EA)	Tools Shop and Garage Equi	\$50,066	\$13,678	\$81,653	\$81,653	\$81,653	\$22,302	(\$8,624)	(\$710)
614	ITXFER00099	SVC8000		GENERATOR	Tools Shop and Garage Equi	\$10,642	\$2,907	\$17,352	\$17,352	\$17,352	\$4,740	(\$1,833)	(\$151)
615	ITXFER00099	SVC8000		TOOLS & IMPLEMENTS (EA)	Tools Shop and Garage Equi	\$186,873	\$51,054	\$285,740	\$311,717	\$298,729	\$81,613	(\$30,559)	(\$2,515)
616	90000097933	SVC8000		GENERAL PLANT \$20,000 OR >	Tools Shop and Garage Equi	\$160,718	\$43,908	\$245,748	\$268,088	\$268,918	\$70,190	(\$26,282)	(\$2,163)
617	ITXFER00099	SVC8000		TOOLS & IMPLEMENTS (EA)	Tools Shop and Garage Equi	\$10,750	\$2,937	\$13,471	\$13,471	\$13,471	\$3,937	(\$1,000)	(\$82)
618	ITXFER00099	SVC8000		TOOLS & IMPLEMENTS (EA)	Tools Shop and Garage Equi	\$5,168	\$1,412	\$6,402	\$7,305	\$6,854	\$1,872	(\$460)	(\$38)
619	ITXFER00099	SVC8000		MISCELLANEOUS ITEMS (EA)	Tools Shop and Garage Equi	\$168,559	\$46,050	\$208,780	\$238,255	\$223,517	\$61,065	(\$15,014)	(\$1,236)
620	ITXFER00099	SVC8000		MISCELLANEOUS ITEMS (EA)	Tools Shop and Garage Equi	\$4,691	\$1,282	\$5,811	\$6,631	\$6,221	\$1,700	(\$418)	(\$34)
621	ITXFER00099	SVC8000		MISCELLANEOUS ITEMS (EA)	Tools Shop and Garage Equi	\$11,903	\$3,252	\$14,743	\$16,824	\$15,783	\$4,312	(\$1,060)	(\$87)
622	ITXFER00099	SVC8000		MISCELLANEOUS ITEMS (EA)	Tools Shop and Garage Equi	\$5,241	\$1,432	\$6,492	\$7,409	\$6,950	\$1,899	(\$467)	(\$38)
623	ITXFER00099	SVC8000		MISCELLANEOUS ITEMS (EA)	Tools Shop and Garage Equi	\$6,925	\$1,892	\$8,577	\$9,788	\$9,183	\$2,509	(\$617)	(\$51)
624	ITXFER00099	SVC8000		TOOLS & IMPLEMENTS (EA)	Tools Shop and Garage Equi	\$1,914	\$523	\$2,571	\$2,705	\$2,538	\$693	(\$170)	(\$14)
625	ITXFER00099	SVC8000		MISCELLANEOUS ITEMS (EA)	Tools Shop and Garage Equi	\$367,018,290	\$100,269,397	\$430,868,818	\$442,638,833	\$436,753,826	\$118,709,736	(\$18,906,395)	(\$1,555,996)
626	Total						\$238	\$1,080	\$872	\$872	\$316	(\$78)	(\$6)
627	Check												
628	Difference												

THE NARRAGANSETT ELECTRIC COMPANY
d/b/a NATIONAL GRID
RIPUC Docket Nos. 4770/4780
Compliance Attachment 3
Workpaper 6f
Page 1 of 60

The Narragansett Electric Company d/b/a National Grid
Service Company Rents
Service Company Capital for Facilities allocated to Operating Companies as Rent Expense
For the Rate Year ended August 31, 2021

Line	Work order	estm	Project Description	Account Description	Bill Pool	In Service Date	Amortizati on Period	Inception to Date \$	Adjustments	HTY Spend
1	ITXFER00099	SVC8000	FIBER OPTIC CABLE--ALL SIZES	Communication Equipment	J139	07/01/97	120	\$2,600	\$0	\$2,600
2	ITXFER00099	SVC8000	MISCELLANEOUS ITEMS (EA)	Communication Equipment	J063	12/20/02	120	\$48,803	\$0	\$48,803
3	ITXFER00099	SVC8000	MISCELLANEOUS ITEMS (EA)	Communication Equipment	J139	08/26/04	120	\$560,942	\$0	\$560,942
4	ITXFER00099	SVC8000	MISCELLANEOUS ITEMS (EA)	Communication Equipment	J063	10/31/04	120	\$10,055	\$0	\$10,055
5	ITXFER00099	SVC8000	MISCELLANEOUS ITEMS (EA)	Communication Equipment	J063	04/23/05	120	\$86,734	\$0	\$86,734
6	ITXFER00099	SVC8000	MISCELLANEOUS ITEMS (EA)	Communication Equipment	J139	03/19/06	120	\$4,520	\$0	\$4,520
7	ITXFER00099	SVC8000	MISCELLANEOUS ITEMS (EA)	Communication Equipment	J139	09/01/06	120	\$103,619	\$0	\$103,619
8	ITXFER00099	SVC8000	COMMUNICATION EQP	Communication Equipment	J139	12/01/06	120	\$40,743	\$0	\$40,743
9	90000092476	SVC8000	TELEPHONE EQUIPMENT	Communication Equipment	J063	09/01/09	120	\$114,338	\$0	\$114,338
10	90000092476	SVC8000	TELEPHONE EQUIPMENT	Communication Equipment	J063	03/01/10	120	\$738,816	\$0	\$738,816
11	ITXFER00099	SVC8000	COMMUNICATION EQP	Communication Equipment	J139	08/01/12	120	\$1,001	\$0	\$1,001
12	90000098633	SVC8000	BATTERY	Communication Equipment	J063	12/01/13	120	\$3,658	\$0	\$3,658
13	90000098633	SVC8000	BATTERY CHARGER	Communication Equipment	J063	12/01/13	120	\$18,292	\$0	\$18,292
14	90000098633	SVC8000	BUILDING COMMUN & DATA CABLING PLNT	Communication Equipment	J063	12/01/13	120	\$7,317	\$0	\$7,317
15	90000098633	SVC8000	DATA CHANNEL MODEMS	Communication Equipment	J063	12/01/13	120	\$11,096	\$0	\$11,096
16	90000098633	SVC8000	JACK FIELD	Communication Equipment	J063	12/01/13	120	\$10,975	\$0	\$10,975
17	90000098634	SVC8000	BATTERY	Communication Equipment	J063	12/01/13	120	\$5,754	\$0	\$5,754
18	90000098634	SVC8000	BATTERY CHARGER	Communication Equipment	J063	12/01/13	120	\$11,507	\$0	\$11,507
19	90000098634	SVC8000	BUILDING COMMUN & DATA CABLING PLNT	Communication Equipment	J063	12/01/13	120	\$2,301	\$0	\$2,301
20	90000098634	SVC8000	DATA CHANNEL MODEMS	Communication Equipment	J063	12/01/13	120	\$12,223	\$0	\$12,223
21	90000098634	SVC8000	JACK FIELD	Communication Equipment	J063	12/01/13	120	\$5,754	\$0	\$5,754
22	90000098634	SVC8000	NETWORK MICROWAVE EQUIPMENT	Communication Equipment	J063	12/01/13	120	\$161,102	\$0	\$161,102
23	90000098635	SVC8000	BATTERY	Communication Equipment	J063	12/01/13	120	\$6,070	\$0	\$6,070
24	90000098635	SVC8000	BATTERY CHARGER	Communication Equipment	J063	12/01/13	120	\$30,840	\$0	\$30,840
25	90000098635	SVC8000	BUILDING COMMUN & DATA CABLING PLNT	Communication Equipment	J063	12/01/13	120	\$2,428	\$0	\$2,428
26	90000098635	SVC8000	DATA CHANNEL MODEMS	Communication Equipment	J063	12/01/13	120	\$12,895	\$0	\$12,895
27	90000098635	SVC8000	JACK FIELD	Communication Equipment	J063	12/01/13	120	\$6,070	\$0	\$6,070
28	90000098635	SVC8000	NETWORK MICROWAVE EQUIPMENT	Communication Equipment	J063	12/01/13	120	\$218,519	\$0	\$218,519
29	90000098636	SVC8000	BATTERY	Communication Equipment	J063	12/01/13	120	\$15,339	\$0	\$15,339
30	90000098636	SVC8000	BATTERY CHARGER	Communication Equipment	J063	12/01/13	120	\$30,157	\$0	\$30,157
31	90000098636	SVC8000	BUILDING COMMUN & DATA CABLING PLNT	Communication Equipment	J063	12/01/13	120	\$5,936	\$0	\$5,936
32	90000098636	SVC8000	DATA CHANNEL MODEMS	Communication Equipment	J063	12/01/13	120	\$47,485	\$0	\$47,485
33	90000098636	SVC8000	JACK FIELD	Communication Equipment	J063	12/01/13	120	\$5,936	\$0	\$5,936
34	90000098636	SVC8000	NETWORK MICROWAVE EQUIPMENT	Communication Equipment	J063	12/01/13	120	\$213,685	\$0	\$213,685
35	90000098638	SVC8000	BATTERY	Communication Equipment	J063	12/01/13	120	\$9,903	\$0	\$9,903
36	90000098638	SVC8000	BATTERY CHARGER	Communication Equipment	J063	12/01/13	120	\$12,873	\$0	\$12,873
37	90000098638	SVC8000	BUILDING COMMUN & DATA CABLING PLNT	Communication Equipment	J063	12/01/13	120	\$4,951	\$0	\$4,951
38	90000098638	SVC8000	DATA CHANNEL MODEMS	Communication Equipment	J063	12/01/13	120	\$4,951	\$0	\$4,951
39	90000098638	SVC8000	JACK FIELD	Communication Equipment	J063	12/01/13	120	\$2,971	\$0	\$2,971
40	90000098638	SVC8000	NETWORK MICROWAVE EQUIPMENT	Communication Equipment	J063	12/01/13	120	\$108,928	\$0	\$108,928
41	90000098638	SVC8000	TOWER	Communication Equipment	J063	12/01/13	120	\$38,634	\$0	\$38,634
42	90000098721	SVC8000	BATTERY	Communication Equipment	J063	12/01/13	120	\$16,225	\$0	\$16,225
43	90000098721	SVC8000	BATTERY CHARGER	Communication Equipment	J063	12/01/13	120	\$34,944	\$0	\$34,944
44	90000098721	SVC8000	BUILDING COMMUN & DATA CABLING PLNT	Communication Equipment	J063	12/01/13	120	\$6,878	\$0	\$6,878
45	90000098721	SVC8000	DATA CHANNEL MODEMS	Communication Equipment	J063	12/01/13	120	\$55,023	\$0	\$55,023
46	90000098721	SVC8000	JACK FIELD	Communication Equipment	J063	12/01/13	120	\$6,878	\$0	\$6,878
47	90000098721	SVC8000	NETWORK MICROWAVE EQUIPMENT	Communication Equipment	J063	12/01/13	120	\$123,802	\$0	\$123,802
48	90000098721	SVC8000	TOWER	Communication Equipment	J063	12/01/13	120	\$123,802	\$0	\$123,802
49	90000161645	SVC8000	NETWORK MICROWAVE EQUIPMENT	Communication Equipment	G012	06/01/17	120	\$3,384	\$0	\$3,384
50	90000098936	SVC8000	OFFICE FURNITURE	Improvements	G012	07/01/11	120	\$78,019	\$0	\$78,019
51	90000098936	SVC8000	PC & MISC COMPUTER EQUIPMENT	Improvements	G012	07/01/11	120	\$23,213	\$0	\$23,213
52	90000098936	SVC8000	Wire & Cable	Improvements	G012	07/01/11	120	\$253	\$0	\$253
53	ITXFER00099	SVC8000	LABORATORY EQUIPMENT (EA)	Laboratory Equipment	J135	07/01/87	120	\$1,462	\$0	\$1,462
54	ITXFER00099	SVC8000	LABORATORY EQUIPMENT (EA)	Laboratory Equipment	J063	06/17/03	120	\$7,784	\$0	\$7,784

THE NARRAGANSETT ELECTRIC COMPANY
d/b/a NATIONAL GRID
RIPUC Docket Nos. 4770/4780
Compliance Attachment 3
Workpaper 6f
Page 2 of 60

The Narragansett Electric Company d/b/a National Grid
Service Company Capital for Facilities allocated to Operating Companies as Rent Expense
For the Rate Year ended August 31, 2021

8.2300%

08/31/21

09/01/20

Line	Work order	Investment No.	Project Description	Account Description	NECO	09/01/2020 Balance	08/31/2021 Balance	Average Balance	Service Co Return	Year Return	Return on Accum Taxes
1	ITXFER00099	SVG8000	FIBER OPTIC CABLE - ALL SIZES	Communication Equipment	YES	\$0	\$0	\$0	8.23%	\$0	\$0
2	ITXFER00099	SVG8000	MISCELLANEOUS ITEMS (EA)	Communication Equipment	YES	\$0	\$0	\$0	8.23%	\$0	\$0
3	ITXFER00099	SVG8000	MISCELLANEOUS ITEMS (EA)	Communication Equipment	YES	\$0	\$0	\$0	8.23%	\$0	\$0
4	ITXFER00099	SVG8000	MISCELLANEOUS ITEMS (EA)	Communication Equipment	YES	\$0	\$0	\$0	8.23%	\$0	\$0
5	ITXFER00099	SVG8000	MISCELLANEOUS ITEMS (EA)	Communication Equipment	YES	\$0	\$0	\$0	8.23%	\$0	\$0
6	ITXFER00099	SVG8000	MISCELLANEOUS ITEMS (EA)	Communication Equipment	YES	\$0	\$0	\$0	8.23%	\$0	\$0
7	ITXFER00099	SVG8000	MISCELLANEOUS ITEMS (EA)	Communication Equipment	YES	\$0	\$0	\$0	8.23%	\$0	\$0
8	ITXFER00099	SVG8000	COMMUNICATION EQP	Communication Equipment	YES	\$0	\$0	\$0	8.23%	\$0	\$0
9	90000092476	SVG8000	TELEPHONE EQUIPMENT	Communication Equipment	YES	\$0	\$0	\$0	8.23%	\$0	\$0
10	90000092476	SVG8000	TELEPHONE EQUIPMENT	Communication Equipment	YES	\$0	\$0	\$0	8.23%	\$0	\$0
11	ITXFER00099	SVG8000	COMMUNICATION EQP	Communication Equipment	YES	\$192	\$92	\$142	8.23%	\$12	(\$3)
12	90000098633	SVG8000	BATTERY	Communication Equipment	YES	\$1,189	\$823	\$1,006	8.23%	\$83	(\$22)
13	90000098633	SVG8000	BATTERY CHARGER	Communication Equipment	YES	\$5,945	\$4,116	\$5,030	8.23%	\$414	(\$108)
14	90000098633	SVG8000	BUILDING COMMUN & DATA CABLING PLNT	Communication Equipment	YES	\$2,378	\$1,646	\$2,012	8.23%	\$166	(\$43)
15	90000098633	SVG8000	DATA CHANNEL MODEMS	Communication Equipment	YES	\$3,606	\$2,497	\$3,051	8.23%	\$251	(\$65)
16	90000098633	SVG8000	JACK FIELD	Communication Equipment	YES	\$3,567	\$2,469	\$3,018	8.23%	\$248	(\$64)
17	90000098634	SVG8000	BATTERY	Communication Equipment	YES	\$1,870	\$1,295	\$1,582	8.23%	\$130	(\$34)
18	90000098634	SVG8000	BATTERY CHARGER	Communication Equipment	YES	\$3,740	\$2,589	\$3,164	8.23%	\$260	(\$68)
19	90000098634	SVG8000	BUILDING COMMUN & DATA CABLING PLNT	Communication Equipment	YES	\$748	\$518	\$633	8.23%	\$52	(\$14)
20	90000098634	SVG8000	DATA CHANNEL MODEMS	Communication Equipment	YES	\$3,972	\$2,750	\$3,361	8.23%	\$277	(\$72)
21	90000098634	SVG8000	JACK FIELD	Communication Equipment	YES	\$1,870	\$1,295	\$1,582	8.23%	\$130	(\$34)
22	90000098634	SVG8000	NETWORK MICROWAVE EQUIPMENT	Communication Equipment	YES	\$52,338	\$36,248	\$44,303	8.23%	\$3,646	(\$949)
23	90000098635	SVG8000	BATTERY	Communication Equipment	YES	\$1,973	\$1,366	\$1,669	8.23%	\$137	(\$36)
24	90000098635	SVG8000	BATTERY CHARGER	Communication Equipment	YES	\$10,023	\$6,939	\$8,481	8.23%	\$698	(\$182)
25	90000098635	SVG8000	BUILDING COMMUN & DATA CABLING PLNT	Communication Equipment	YES	\$789	\$546	\$668	8.23%	\$55	(\$14)
26	90000098635	SVG8000	DATA CHANNEL MODEMS	Communication Equipment	YES	\$4,191	\$2,901	\$3,546	8.23%	\$292	(\$76)
27	90000098635	SVG8000	JACK FIELD	Communication Equipment	YES	\$1,973	\$1,366	\$1,669	8.23%	\$137	(\$36)
28	90000098635	SVG8000	NETWORK MICROWAVE EQUIPMENT	Communication Equipment	YES	\$71,019	\$49,167	\$60,093	8.23%	\$4,946	(\$1,287)
29	90000098636	SVG8000	BATTERY	Communication Equipment	YES	\$4,985	\$3,451	\$4,218	8.23%	\$347	(\$90)
30	90000098636	SVG8000	BATTERY CHARGER	Communication Equipment	YES	\$9,801	\$6,785	\$8,293	8.23%	\$683	(\$178)
31	90000098636	SVG8000	BUILDING COMMUN & DATA CABLING PLNT	Communication Equipment	YES	\$1,929	\$1,336	\$1,632	8.23%	\$134	(\$35)
32	90000098636	SVG8000	DATA CHANNEL MODEMS	Communication Equipment	YES	\$15,433	\$10,684	\$13,059	8.23%	\$1,075	(\$280)
33	90000098636	SVG8000	JACK FIELD	Communication Equipment	YES	\$1,929	\$1,336	\$1,632	8.23%	\$134	(\$35)
34	90000098636	SVG8000	NETWORK MICROWAVE EQUIPMENT	Communication Equipment	YES	\$69,448	\$48,079	\$58,763	8.23%	\$4,836	(\$1,259)
35	90000098638	SVG8000	BATTERY	Communication Equipment	YES	\$3,218	\$2,228	\$2,723	8.23%	\$224	(\$58)
36	90000098638	SVG8000	BATTERY CHARGER	Communication Equipment	YES	\$4,184	\$2,897	\$3,540	8.23%	\$291	(\$76)
37	90000098638	SVG8000	BUILDING COMMUN & DATA CABLING PLNT	Communication Equipment	YES	\$1,609	\$1,114	\$1,362	8.23%	\$112	(\$29)
38	90000098638	SVG8000	DATA CHANNEL MODEMS	Communication Equipment	YES	\$1,609	\$1,114	\$1,362	8.23%	\$112	(\$29)
39	90000098638	SVG8000	JACK FIELD	Communication Equipment	YES	\$966	\$668	\$817	8.23%	\$67	(\$18)
40	90000098638	SVG8000	NETWORK MICROWAVE EQUIPMENT	Communication Equipment	YES	\$35,402	\$24,509	\$29,955	8.23%	\$2,465	(\$642)
41	90000098638	SVG8000	TOWER	Communication Equipment	YES	\$12,556	\$8,693	\$10,624	8.23%	\$874	(\$228)
42	90000098721	SVG8000	BATTERY	Communication Equipment	YES	\$3,273	\$3,651	\$4,462	8.23%	\$367	(\$96)
43	90000098721	SVG8000	BATTERY CHARGER	Communication Equipment	YES	\$11,357	\$7,862	\$9,610	8.23%	\$791	(\$206)
44	90000098721	SVG8000	BUILDING COMMUN & DATA CABLING PLNT	Communication Equipment	YES	\$2,235	\$1,548	\$1,891	8.23%	\$156	(\$41)
45	90000098721	SVG8000	DATA CHANNEL MODEMS	Communication Equipment	YES	\$17,883	\$12,380	\$15,131	8.23%	\$1,245	(\$324)
46	90000098721	SVG8000	JACK FIELD	Communication Equipment	YES	\$2,335	\$1,548	\$1,891	8.23%	\$156	(\$41)
47	90000098721	SVG8000	NETWORK MICROWAVE EQUIPMENT	Communication Equipment	YES	\$40,856	\$27,856	\$34,046	8.23%	\$2,802	(\$729)
48	90000098721	SVG8000	TOWER	Communication Equipment	YES	\$40,236	\$27,856	\$34,046	8.23%	\$2,802	(\$729)
49	90000161645	SVG8000	NETWORK MICROWAVE EQUIPMENT	Communication Equipment	YES	\$2,284	\$1,946	\$2,115	8.23%	\$174	(\$37)
50	90000098936	SVG8000	OFFICE FURNITURE	Improvements	YES	\$6,502	\$0	\$3,251	8.23%	\$268	(\$73)
51	90000098936	SVG8000	PC & MISC COMPUTER EQUIPMENT	Improvements	YES	\$1,934	\$0	\$967	8.23%	\$80	(\$22)
52	90000098936	SVG8000	Wire & Cable	Improvements	YES	\$21	\$0	\$11	8.23%	\$1	(\$0)
53	ITXFER00099	SVG8000	LABORATORY EQUIPMENT (EA)	Laboratory Equipment	YES	\$0	\$0	\$0	8.23%	\$0	\$0
54	ITXFER00099	SVG8000	LABORATORY EQUIPMENT (EA)	Laboratory Equipment	YES	\$0	\$0	\$0	8.23%	\$0	\$0

THE NARRAGANSETT ELECTRIC COMPANY
d/b/a NATIONAL GRID
RIPUC Docket Nos. 4770/4780
Compliance Attachment 3
Workpaper 6f
Page 3 of 60

The Narragansett Electric Company d/b/a National Grid
Service Company Rent
Service Company Capital for Facilities allocated to Operating Companies as Rent Expense
For the Rate Year ended August 31, 2021

G-88

Line	Work order	estimation N:	Project Description	Account Description	Total Return	Year Amortization	Test Year NECO G Allocation	Test Year NECO G Rent-Return	Test Year NECO G Deppn	Test Year Distribution Allocation	Test Year Rent Return
1	TXFER00099	SVC8000	FIBER OPTIC CABLE - ALL SIZES	Communication Equipment	\$0	\$0	0.0000%	\$0	\$0	0.0000%	\$0
2	TXFER00099	SVC8000	MISCELLANEOUS ITEMS (EA)	Communication Equipment	\$0	\$0	0.0000%	\$0	\$0	0.0000%	\$0
3	TXFER00099	SVC8000	MISCELLANEOUS ITEMS (EA)	Communication Equipment	\$0	\$0	0.0000%	\$0	\$0	0.0000%	\$0
4	TXFER00099	SVC8000	MISCELLANEOUS ITEMS (EA)	Communication Equipment	\$0	\$0	0.0000%	\$0	\$0	0.0000%	\$0
5	TXFER00099	SVC8000	MISCELLANEOUS ITEMS (EA)	Communication Equipment	\$0	\$0	0.0000%	\$0	\$0	0.0000%	\$0
6	TXFER00099	SVC8000	MISCELLANEOUS ITEMS (EA)	Communication Equipment	\$0	\$0	0.0000%	\$0	\$0	0.0000%	\$0
7	TXFER00099	SVC8000	MISCELLANEOUS ITEMS (EA)	Communication Equipment	\$0	\$0	0.0000%	\$0	\$0	0.0000%	\$0
8	TXFER00099	SVC8000	COMMUNICATION EQP	Communication Equipment	\$0	\$0	0.0000%	\$0	\$0	0.0000%	\$0
9	0000092476	SVC8000	TELEPHONE EQUIPMENT	Communication Equipment	\$0	\$0	0.0000%	\$0	\$0	0.0000%	\$0
10	0000092476	SVC8000	TELEPHONE EQUIPMENT	Communication Equipment	\$0	\$0	0.0000%	\$0	\$0	0.0000%	\$0
11	TXFER00099	SVC8000	COMMUNICATION EQP	Communication Equipment	\$8	\$100	1.5316%	\$0	\$2	3.7985%	\$0
12	0000098633	SVC8000	BATTERY	Communication Equipment	\$61	\$366	4.0899%	\$3	\$15	9.6901%	\$6
13	0000098633	SVC8000	BATTERY CHARGER	Communication Equipment	\$306	\$1,829	4.0899%	\$13	\$75	9.6901%	\$30
14	0000098633	SVC8000	BUILDING COMMUN & DATA CABLING PLNT	Communication Equipment	\$122	\$732	4.0899%	\$5	\$30	9.6901%	\$12
15	0000098633	SVC8000	DATA CHANNEL MODEMS	Communication Equipment	\$186	\$1,110	4.0899%	\$8	\$45	9.6901%	\$18
16	0000098633	SVC8000	JACK FIELD	Communication Equipment	\$184	\$1,098	4.0899%	\$8	\$45	9.6901%	\$18
17	0000098634	SVC8000	BATTERY	Communication Equipment	\$96	\$575	4.0899%	\$4	\$24	9.6901%	\$9
18	0000098634	SVC8000	BATTERY CHARGER	Communication Equipment	\$193	\$1,151	4.0899%	\$8	\$47	9.6901%	\$19
19	0000098634	SVC8000	BUILDING COMMUN & DATA CABLING PLNT	Communication Equipment	\$39	\$230	4.0899%	\$2	\$9	9.6901%	\$4
20	0000098634	SVC8000	DATA CHANNEL MODEMS	Communication Equipment	\$205	\$1,222	4.0899%	\$8	\$50	9.6901%	\$20
21	0000098634	SVC8000	JACK FIELD	Communication Equipment	\$96	\$575	4.0899%	\$4	\$24	9.6901%	\$9
22	0000098634	SVC8000	NETWORK MICROWAVE EQUIPMENT	Communication Equipment	\$2,697	\$16,110	4.0899%	\$110	\$659	9.6901%	\$261
23	0000098635	SVC8000	BATTERY	Communication Equipment	\$102	\$607	4.0899%	\$4	\$25	9.6901%	\$10
24	0000098635	SVC8000	BATTERY CHARGER	Communication Equipment	\$516	\$3,084	4.0899%	\$21	\$126	9.6901%	\$50
25	0000098635	SVC8000	BUILDING COMMUN & DATA CABLING PLNT	Communication Equipment	\$41	\$243	4.0899%	\$2	\$10	9.6901%	\$4
26	0000098635	SVC8000	DATA CHANNEL MODEMS	Communication Equipment	\$216	\$1,290	4.0899%	\$9	\$53	9.6901%	\$21
27	0000098635	SVC8000	JACK FIELD	Communication Equipment	\$102	\$607	4.0899%	\$4	\$25	9.6901%	\$10
28	0000098635	SVC8000	NETWORK MICROWAVE EQUIPMENT	Communication Equipment	\$3,658	\$21,852	4.0899%	\$150	\$894	9.6901%	\$354
29	0000098636	SVC8000	BATTERY	Communication Equipment	\$257	\$1,534	4.0899%	\$11	\$63	9.6901%	\$25
30	0000098636	SVC8000	BATTERY CHARGER	Communication Equipment	\$505	\$3,016	4.0899%	\$21	\$123	9.6901%	\$49
31	0000098636	SVC8000	BUILDING COMMUN & DATA CABLING PLNT	Communication Equipment	\$99	\$594	4.0899%	\$4	\$24	9.6901%	\$10
32	0000098636	SVC8000	DATA CHANNEL MODEMS	Communication Equipment	\$795	\$4,749	4.0899%	\$33	\$194	9.6901%	\$77
33	0000098636	SVC8000	JACK FIELD	Communication Equipment	\$99	\$594	4.0899%	\$4	\$24	9.6901%	\$10
34	0000098636	SVC8000	NETWORK MICROWAVE EQUIPMENT	Communication Equipment	\$3,577	\$21,368	4.0899%	\$146	\$874	9.6901%	\$347
35	0000098638	SVC8000	BATTERY	Communication Equipment	\$216	\$990	4.0899%	\$7	\$41	9.6901%	\$16
36	0000098638	SVC8000	BATTERY CHARGER	Communication Equipment	\$83	\$495	4.0899%	\$3	\$20	9.6901%	\$8
37	0000098638	SVC8000	BUILDING COMMUN & DATA CABLING PLNT	Communication Equipment	\$83	\$495	4.0899%	\$3	\$20	9.6901%	\$8
38	0000098638	SVC8000	DATA CHANNEL MODEMS	Communication Equipment	\$50	\$297	4.0899%	\$2	\$12	9.6901%	\$5
39	0000098638	SVC8000	JACK FIELD	Communication Equipment	\$1,824	\$10,893	4.0899%	\$75	\$446	9.6901%	\$177
40	0000098638	SVC8000	NETWORK MICROWAVE EQUIPMENT	Communication Equipment	\$647	\$3,863	4.0899%	\$26	\$158	9.6901%	\$63
41	0000098638	SVC8000	TOWER	Communication Equipment	\$272	\$1,622	4.0899%	\$11	\$66	9.6901%	\$26
42	0000098721	SVC8000	BATTERY	Communication Equipment	\$585	\$3,494	4.0899%	\$24	\$143	9.6901%	\$57
43	0000098721	SVC8000	BATTERY CHARGER	Communication Equipment	\$115	\$688	4.0899%	\$5	\$28	9.6901%	\$11
44	0000098721	SVC8000	BUILDING COMMUN & DATA CABLING PLNT	Communication Equipment	\$921	\$5,402	4.0899%	\$38	\$225	9.6901%	\$89
45	0000098721	SVC8000	DATA CHANNEL MODEMS	Communication Equipment	\$115	\$688	4.0899%	\$5	\$28	9.6901%	\$11
46	0000098721	SVC8000	JACK FIELD	Communication Equipment	\$2,073	\$12,380	4.0899%	\$85	\$506	9.6901%	\$201
47	0000098721	SVC8000	NETWORK MICROWAVE EQUIPMENT	Communication Equipment	\$2,073	\$12,380	4.0899%	\$85	\$506	9.6901%	\$201
48	0000098721	SVC8000	TOWER	Communication Equipment	\$137	\$538	2.8497%	\$4	\$10	8.3686%	\$11
49	0000161645	SVC8000	NETWORK MICROWAVE EQUIPMENT	Improvements	\$194	\$6,302	2.8497%	\$6	\$185	8.3686%	\$16
50	0000098936	SVC8000	OFFICE FURNITURE	Improvements	\$58	\$1,934	2.8497%	\$2	\$55	8.3686%	\$5
51	0000098936	SVC8000	PC & MISC COMPUTER EQUIPMENT	Improvements	\$1	\$21	2.8497%	\$0	\$1	8.3686%	\$0
52	0000098936	SVC8000	Wire & Cable	Improvements	\$0	\$0	0.0000%	\$0	\$0	0.0000%	\$0
53	TXFER00099	SVC8000	LABORATORY EQUIPMENT (EA)	Laboratory Equipment	\$0	\$0	0.0000%	\$0	\$0	0.0000%	\$0
54	TXFER00099	SVC8000	LABORATORY EQUIPMENT (EA)	Laboratory Equipment	\$0	\$0	0.0000%	\$0	\$0	0.0000%	\$0

THE NARRAGANSETT ELECTRIC COMPANY
d/b/a NATIONAL GRID
RIPUC Docket Nos. 4770/4780
Compliance Attachment 3
Workpaper 6f
Page 4 of 60

The Narragansett Electric Company db/a National Grid
Service Company Reints
Service Company Capital for Facilities allocated to Operating Companies as Rent Expense
For the Rate Year ended August 31, 2021

Distribution

08/31/21

09/01/20

Line	Work order	estm	Project Description	Account Description	Test Year Rent Depreciation	Less IFA Salary & Wage Allocator	Total	Amortization Period	Bonus Rate	Bonus Depreciation	Balance	
											09/01/20	08/31/21
1	ITXFER00099	SVC8000	FIBER OPTIC CABLE - ALL SIZES	Communication Equipment	\$0	\$0	\$0	84	0.00%	\$0	\$2,600	\$2,600
2	ITXFER00099	SVC8000	MISCELLANEOUS ITEMS (EA)	Communication Equipment	\$0	\$0	\$0	84	46.14%	\$22,517	\$48,803	\$48,803
3	ITXFER00099	SVC8000	MISCELLANEOUS ITEMS (EA)	Communication Equipment	\$0	\$0	\$0	84	46.14%	\$2,588,815	\$560,942	\$560,942
4	ITXFER00099	SVC8000	MISCELLANEOUS ITEMS (EA)	Communication Equipment	\$0	\$0	\$0	84	46.14%	\$4,639	\$10,055	\$10,055
5	ITXFER00099	SVC8000	MISCELLANEOUS ITEMS (EA)	Communication Equipment	\$0	\$0	\$0	84	46.14%	\$40,018	\$86,734	\$86,734
6	ITXFER00099	SVC8000	MISCELLANEOUS ITEMS (EA)	Communication Equipment	\$0	\$0	\$0	84	46.14%	\$2,086	\$4,520	\$4,520
7	ITXFER00099	SVC8000	MISCELLANEOUS ITEMS (EA)	Communication Equipment	\$0	\$0	\$0	84	46.14%	\$47,809	\$103,619	\$103,619
8	ITXFER00099	SVC8000	COMMUNICATION EQP	Communication Equipment	\$0	\$0	\$0	84	46.14%	\$18,798	\$40,743	\$40,743
9	90000092476	SVC8000	TELEPHONE EQUIPMENT	Communication Equipment	\$0	\$0	\$0	84	46.14%	\$52,755	\$114,338	\$114,338
10	90000092476	SVC8000	TELEPHONE EQUIPMENT	Communication Equipment	\$0	\$0	\$0	84	46.14%	\$340,884	\$738,816	\$738,816
11	ITXFER00099	SVC8000	COMMUNICATION EQP	Communication Equipment	\$4	\$1	\$4	84	46.14%	\$462	\$1,001	\$1,001
12	90000098633	SVC8000	BATTERY	Communication Equipment	\$35	\$6	\$36	84	41.71%	\$1,526	\$3,658	\$3,658
13	90000098633	SVC8000	BATTERY CHARGER	Communication Equipment	\$177	\$28	\$179	84	41.71%	\$7,629	\$17,816	\$17,816
14	90000098633	SVC8000	BUILDING COMMUN & DATA CABLING PLNT	Communication Equipment	\$71	\$11	\$71	84	41.71%	\$3,052	\$7,127	\$7,127
15	90000098633	SVC8000	DATA CHANNEL MODEMS	Communication Equipment	\$108	\$17	\$108	84	41.71%	\$4,628	\$10,808	\$10,808
16	90000098633	SVC8000	JACK FIELD	Communication Equipment	\$106	\$17	\$107	84	41.71%	\$4,577	\$10,690	\$10,690
17	90000098634	SVC8000	BATTERY	Communication Equipment	\$56	\$9	\$56	84	41.71%	\$2,400	\$5,604	\$5,604
18	90000098634	SVC8000	BATTERY CHARGER	Communication Equipment	\$112	\$18	\$112	84	41.71%	\$4,799	\$11,208	\$11,208
19	90000098634	SVC8000	BUILDING COMMUN & DATA CABLING PLNT	Communication Equipment	\$22	\$4	\$22	84	41.71%	\$960	\$2,242	\$2,242
20	90000098634	SVC8000	DATA CHANNEL MODEMS	Communication Equipment	\$118	\$19	\$119	84	41.71%	\$5,098	\$11,905	\$11,905
21	90000098634	SVC8000	JACK FIELD	Communication Equipment	\$56	\$9	\$56	84	41.71%	\$2,400	\$5,604	\$5,604
22	90000098634	SVC8000	NETWORK MICROWAVE EQUIPMENT	Communication Equipment	\$1,561	\$249	\$1,573	84	41.71%	\$67,189	\$156,913	\$156,913
23	90000098635	SVC8000	BATTERY	Communication Equipment	\$59	\$9	\$59	84	41.71%	\$2,532	\$6,070	\$6,070
24	90000098635	SVC8000	BATTERY CHARGER	Communication Equipment	\$299	\$48	\$301	84	41.71%	\$12,862	\$30,038	\$30,038
25	90000098635	SVC8000	BUILDING COMMUN & DATA CABLING PLNT	Communication Equipment	\$24	\$4	\$24	84	41.71%	\$1,013	\$2,366	\$2,366
26	90000098635	SVC8000	DATA CHANNEL MODEMS	Communication Equipment	\$125	\$20	\$126	84	41.71%	\$5,378	\$12,560	\$12,560
27	90000098635	SVC8000	JACK FIELD	Communication Equipment	\$59	\$9	\$59	84	41.71%	\$2,532	\$6,070	\$6,070
28	90000098635	SVC8000	NETWORK MICROWAVE EQUIPMENT	Communication Equipment	\$2,117	\$338	\$2,134	84	41.71%	\$91,135	\$212,838	\$212,838
29	90000098636	SVC8000	BATTERY	Communication Equipment	\$149	\$24	\$150	84	41.71%	\$6,397	\$15,941	\$15,941
30	90000098636	SVC8000	BATTERY CHARGER	Communication Equipment	\$292	\$47	\$295	84	41.71%	\$12,577	\$29,373	\$29,373
31	90000098636	SVC8000	BUILDING COMMUN & DATA CABLING PLNT	Communication Equipment	\$58	\$9	\$58	84	41.71%	\$2,476	\$5,781	\$5,781
32	90000098636	SVC8000	DATA CHANNEL MODEMS	Communication Equipment	\$460	\$73	\$464	84	41.71%	\$19,804	\$46,251	\$46,251
33	90000098636	SVC8000	JACK FIELD	Communication Equipment	\$58	\$9	\$58	84	41.71%	\$2,476	\$5,936	\$5,936
34	90000098636	SVC8000	NETWORK MICROWAVE EQUIPMENT	Communication Equipment	\$2,071	\$330	\$2,087	84	41.71%	\$89,119	\$208,129	\$208,129
35	90000098638	SVC8000	BATTERY	Communication Equipment	\$96	\$15	\$97	84	41.71%	\$4,130	\$9,645	\$9,645
36	90000098638	SVC8000	BATTERY CHARGER	Communication Equipment	\$125	\$20	\$126	84	41.71%	\$5,369	\$12,539	\$12,539
37	90000098638	SVC8000	BUILDING COMMUN & DATA CABLING PLNT	Communication Equipment	\$48	\$8	\$48	84	41.71%	\$2,065	\$4,823	\$4,823
38	90000098638	SVC8000	DATA CHANNEL MODEMS	Communication Equipment	\$48	\$8	\$48	84	41.71%	\$2,065	\$4,823	\$4,823
39	90000098638	SVC8000	JACK FIELD	Communication Equipment	\$29	\$5	\$29	84	41.71%	\$1,239	\$2,894	\$2,894
40	90000098638	SVC8000	NETWORK MICROWAVE EQUIPMENT	Communication Equipment	\$1,056	\$168	\$1,064	84	41.71%	\$45,430	\$106,096	\$106,096
41	90000098638	SVC8000	TOWER	Communication Equipment	\$374	\$60	\$377	84	41.71%	\$16,112	\$37,629	\$37,629
42	90000098721	SVC8000	BATTERY	Communication Equipment	\$157	\$25	\$158	84	41.71%	\$6,767	\$15,803	\$15,803
43	90000098721	SVC8000	BATTERY CHARGER	Communication Equipment	\$359	\$54	\$341	84	41.71%	\$14,574	\$34,036	\$34,036
44	90000098721	SVC8000	BUILDING COMMUN & DATA CABLING PLNT	Communication Equipment	\$67	\$11	\$67	84	41.71%	\$2,868	\$6,699	\$6,699
45	90000098721	SVC8000	DATA CHANNEL MODEMS	Communication Equipment	\$533	\$85	\$537	84	41.71%	\$22,948	\$53,593	\$53,593
46	90000098721	SVC8000	JACK FIELD	Communication Equipment	\$67	\$11	\$67	84	41.71%	\$2,868	\$6,699	\$6,699
47	90000098721	SVC8000	NETWORK MICROWAVE EQUIPMENT	Communication Equipment	\$1,200	\$191	\$1,209	84	41.71%	\$51,633	\$120,583	\$120,583
48	90000098721	SVC8000	TOWER	Communication Equipment	\$1,200	\$191	\$1,209	84	41.71%	\$51,633	\$120,583	\$120,583
49	90000161645	SVC8000	NETWORK MICROWAVE EQUIPMENT	Communication Equipment	\$27	\$5	\$33	84	49.95%	\$1,690	\$2,855	\$2,855
50	90000098936	SVC8000	OFFICE FURNITURE	Improvements	\$515	\$73	\$459	84	46.14%	\$35,997	\$78,019	\$78,019
51	90000098936	SVC8000	PC & MISC COMPUTER EQUIPMENT	Improvements	\$153	\$22	\$137	84	46.14%	\$10,711	\$23,213	\$23,213
52	90000098936	SVC8000	Wire & Cable	Improvements	\$5	\$2	\$1	84	46.14%	\$0	\$0	\$0
53	ITXFER00099	SVC8000	LABORATORY EQUIPMENT (EA)	Laboratory Equipment	\$0	\$0	\$0	84	0.00%	\$0	\$1,462	\$1,462
54	ITXFER00099	SVC8000	LABORATORY EQUIPMENT (EA)	Laboratory Equipment	\$0	\$0	\$0	84	46.14%	\$5,591	\$7,784	\$7,784

THE NARRAGANSETT ELECTRIC COMPANY
d/b/a NATIONAL GRID
RIPUC Docket Nos. 4770/4780
Compliance Attachment 3
Workpaper 6f
Page 5 of 60

The Narragansett Electric Company db/a National Grid
Service Company Reimbursements
Service Company Capital for Facilities allocated to Operating Companies as Rent Expense
For the Rate Year ended August 31, 2021

Line	Work order	estimation N.	Project Description	Account Description	Average Balance	Cash Tax	09/01/2020 Balance	08/31/2021 Balance	Average Balance	Book Tax	Cash to Book Tax Difference	Return on Accum Taxes
1	ITXFER00099	SVG8000	FIBER OPTIC CABLE - ALL SIZES	Communication Equipment	\$2,600	\$710	\$2,600	\$2,600	\$2,600	\$710	\$0	\$0
2	ITXFER00099	SVG8000	MISCELLANEOUS ITEMS (EA)	Communication Equipment	\$48,803	\$13,333	\$48,803	\$48,803	\$48,803	\$13,333	\$0	\$0
3	ITXFER00099	SVG8000	MISCELLANEOUS ITEMS (EA)	Communication Equipment	\$560,942	\$153,249	\$560,942	\$560,942	\$560,942	\$153,249	\$0	\$0
4	ITXFER00099	SVG8000	MISCELLANEOUS ITEMS (EA)	Communication Equipment	\$10,055	\$2,747	\$10,055	\$10,055	\$10,055	\$2,747	\$0	\$0
5	ITXFER00099	SVG8000	MISCELLANEOUS ITEMS (EA)	Communication Equipment	\$86,734	\$23,696	\$86,734	\$86,734	\$86,734	\$23,696	\$0	\$0
6	ITXFER00099	SVG8000	MISCELLANEOUS ITEMS (EA)	Communication Equipment	\$4,520	\$1,235	\$4,520	\$4,520	\$4,520	\$1,235	\$0	\$0
7	ITXFER00099	SVG8000	MISCELLANEOUS ITEMS (EA)	Communication Equipment	\$103,619	\$28,309	\$103,619	\$103,619	\$103,619	\$28,309	\$0	\$0
8	ITXFER00099	SVG8000	COMMUNICATION EQP	Communication Equipment	\$40,743	\$11,131	\$40,743	\$40,743	\$40,743	\$11,131	\$0	\$0
9	90000092476	SVG8000	TELEPHONE EQUIPMENT	Communication Equipment	\$114,338	\$31,237	\$114,338	\$114,338	\$114,338	\$31,237	\$0	\$0
10	90000092476	SVG8000	TELEPHONE EQUIPMENT	Communication Equipment	\$738,816	\$201,845	\$738,816	\$738,816	\$738,816	\$201,845	\$0	\$0
11	ITXFER00099	SVG8000	COMMUNICATION EQP	Communication Equipment	\$1,001	\$273	\$809	\$909	\$859	\$225	\$39	\$3
12	90000098633	SVG8000	BATTERY CHARGER	Communication Equipment	\$3,611	\$986	\$2,469	\$2,632	\$2,632	\$725	\$262	\$22
13	90000098633	SVG8000	BATTERY CHARGER	Communication Equipment	\$18,054	\$4,932	\$12,347	\$14,176	\$13,263	\$3,633	\$1,309	\$108
14	90000098633	SVG8000	BUILDING COMMUN & DATA CABLING PLNT	Communication Equipment	\$1,973	\$4,939	\$4,939	\$5,671	\$5,005	\$1,449	\$524	\$43
15	90000098633	SVG8000	DATA CHANNEL MODEMS	Communication Equipment	\$10,952	\$2,992	\$7,490	\$8,600	\$8,045	\$2,198	\$794	\$65
16	90000098633	SVG8000	JACK FIELD	Communication Equipment	\$10,833	\$2,959	\$7,408	\$8,506	\$7,957	\$2,174	\$786	\$65
17	90000098634	SVG8000	BATTERY	Communication Equipment	\$5,679	\$1,551	\$3,884	\$4,459	\$4,171	\$1,140	\$412	\$34
18	90000098634	SVG8000	BATTERY CHARGER	Communication Equipment	\$11,358	\$3,103	\$7,767	\$8,918	\$8,343	\$2,279	\$824	\$68
19	90000098634	SVG8000	BUILDING COMMUN & DATA CABLING PLNT	Communication Equipment	\$2,272	\$621	\$1,553	\$1,784	\$1,669	\$456	\$165	\$14
20	90000098634	SVG8000	DATA CHANNEL MODEMS	Communication Equipment	\$12,064	\$3,296	\$8,251	\$9,473	\$8,862	\$2,421	\$875	\$72
21	90000098634	SVG8000	JACK FIELD	Communication Equipment	\$5,679	\$1,551	\$3,884	\$4,459	\$4,171	\$1,140	\$412	\$34
22	90000098634	SVG8000	NETWORK MICROWAVE EQUIPMENT	Communication Equipment	\$159,008	\$43,441	\$108,744	\$124,854	\$116,799	\$31,909	\$11,531	\$949
23	90000098635	SVG8000	BATTERY	Communication Equipment	\$5,991	\$1,637	\$4,097	\$4,704	\$4,401	\$1,202	\$434	\$36
24	90000098635	SVG8000	BATTERY CHARGER	Communication Equipment	\$30,439	\$8,316	\$20,817	\$23,901	\$22,359	\$6,109	\$2,208	\$182
25	90000098635	SVG8000	BUILDING COMMUN & DATA CABLING PLNT	Communication Equipment	\$2,396	\$655	\$1,639	\$1,881	\$1,760	\$481	\$174	\$14
26	90000098635	SVG8000	DATA CHANNEL MODEMS	Communication Equipment	\$12,728	\$3,477	\$8,704	\$9,994	\$9,349	\$2,554	\$923	\$76
27	90000098635	SVG8000	JACK FIELD	Communication Equipment	\$5,991	\$1,637	\$4,097	\$4,704	\$4,401	\$1,202	\$434	\$36
28	90000098635	SVG8000	NETWORK MICROWAVE EQUIPMENT	Communication Equipment	\$215,679	\$58,923	\$147,501	\$169,352	\$158,426	\$43,282	\$15,641	\$1,287
29	90000098636	SVG8000	BATTERY	Communication Equipment	\$15,140	\$4,136	\$10,354	\$11,888	\$11,121	\$3,038	\$1,098	\$90
30	90000098636	SVG8000	BATTERY CHARGER	Communication Equipment	\$29,765	\$8,132	\$20,356	\$23,372	\$21,864	\$5,973	\$2,159	\$178
31	90000098636	SVG8000	BUILDING COMMUN & DATA CABLING PLNT	Communication Equipment	\$5,859	\$1,601	\$4,007	\$4,600	\$4,303	\$1,176	\$425	\$35
32	90000098636	SVG8000	DATA CHANNEL MODEMS	Communication Equipment	\$46,868	\$12,804	\$32,053	\$36,801	\$34,427	\$9,405	\$3,399	\$280
33	90000098636	SVG8000	JACK FIELD	Communication Equipment	\$5,859	\$1,601	\$4,007	\$4,600	\$4,303	\$1,176	\$425	\$35
34	90000098636	SVG8000	NETWORK MICROWAVE EQUIPMENT	Communication Equipment	\$210,907	\$57,620	\$144,237	\$165,606	\$154,925	\$42,325	\$15,295	\$1,259
35	90000098638	SVG8000	BATTERY	Communication Equipment	\$9,774	\$2,670	\$6,684	\$7,674	\$7,179	\$1,961	\$709	\$58
36	90000098638	SVG8000	BATTERY CHARGER	Communication Equipment	\$12,706	\$3,471	\$8,690	\$9,977	\$9,333	\$2,550	\$921	\$76
37	90000098638	SVG8000	BUILDING COMMUN & DATA CABLING PLNT	Communication Equipment	\$4,887	\$1,335	\$3,342	\$3,837	\$3,590	\$981	\$354	\$29
38	90000098638	SVG8000	DATA CHANNEL MODEMS	Communication Equipment	\$4,887	\$1,335	\$3,342	\$3,837	\$3,590	\$981	\$354	\$29
39	90000098638	SVG8000	JACK FIELD	Communication Equipment	\$2,952	\$801	\$2,005	\$2,402	\$2,154	\$588	\$213	\$18
40	90000098638	SVG8000	NETWORK MICROWAVE EQUIPMENT	Communication Equipment	\$107,512	\$29,372	\$73,527	\$84,419	\$78,973	\$21,575	\$7,797	\$642
41	90000098638	SVG8000	TOWER	Communication Equipment	\$38,131	\$10,417	\$26,078	\$29,941	\$28,009	\$7,652	\$2,765	\$228
42	90000098721	SVG8000	BATTERY	Communication Equipment	\$16,014	\$4,375	\$10,952	\$12,574	\$11,763	\$3,214	\$1,161	\$96
43	90000098721	SVG8000	BATTERY CHARGER	Communication Equipment	\$34,490	\$9,423	\$23,587	\$27,082	\$25,335	\$6,921	\$2,501	\$206
44	90000098721	SVG8000	BUILDING COMMUN & DATA CABLING PLNT	Communication Equipment	\$6,789	\$1,855	\$4,663	\$5,350	\$4,986	\$1,562	\$492	\$41
45	90000098721	SVG8000	DATA CHANNEL MODEMS	Communication Equipment	\$54,308	\$14,837	\$37,141	\$42,643	\$39,892	\$10,898	\$3,938	\$324
46	90000098721	SVG8000	JACK FIELD	Communication Equipment	\$6,789	\$1,855	\$4,663	\$5,350	\$4,986	\$1,562	\$492	\$41
47	90000098721	SVG8000	NETWORK MICROWAVE EQUIPMENT	Communication Equipment	\$122,193	\$33,383	\$83,567	\$95,947	\$89,757	\$24,522	\$8,862	\$729
48	90000098721	SVG8000	TOWER	Communication Equipment	\$122,193	\$33,383	\$83,567	\$95,947	\$89,757	\$24,522	\$8,862	\$729
49	90000161645	SVG8000	NETWORK MICROWAVE EQUIPMENT	Communication Equipment	\$2,931	\$801	\$1,100	\$1,438	\$1,269	\$347	\$454	\$37
50	90000098956	SVG8000	OFFICE FURNITURE	Improvements	\$78,019	\$21,315	\$71,518	\$78,019	\$74,768	\$20,427	\$888	\$73
51	90000098956	SVG8000	PC & MISC COMPUTER EQUIPMENT	Improvements	\$23,213	\$6,342	\$21,279	\$23,213	\$22,246	\$6,078	\$228	\$22
52	90000098956	SVG8000	Wire & Cable	Improvements	\$253	\$69	\$232	\$253	\$242	\$66	\$3	\$0
53	ITXFER00099	SVG8000	LABORATORY EQUIPMENT (EA)	Laboratory Equipment	\$1,462	\$399	\$1,462	\$1,462	\$1,462	\$399	\$0	\$0
54	ITXFER00099	SVG8000	LABORATORY EQUIPMENT (EA)	Laboratory Equipment	\$7,784	\$2,127	\$7,784	\$7,784	\$7,784	\$2,127	\$0	\$0

8.23%

27.32%

08/31/21

09/01/20

27.32%

08/31/21

09/01/20

27.32%

08/31/21

09/01/20

27.32%

THE NARRAGANSETT ELECTRIC COMPANY
d/b/a NATIONAL GRID
RIPUC Docket Nos. 4770/4780
Compliance Attachment 3
Workpaper 6f
Page 6 of 60

The Narragansett Electric Company d/b/a National Grid
Service Company Reints
Service Company Capital for Facilities allocated to Operating Companies as Rent Expense
For the Rate Year ended August 31, 2021

Line	Work order	estm	ment N:	Project Description	Account Description	Bill Pool	In Service Date	Amortizati on Period	Inception to Date \$	Adjustments	HTY Spend
55	ITXFER00099	SVC8000	LABORATORY EQUIPMENT (EA)	Laboratory Equipment	J063	08/17/03	120	\$1,008	\$0	\$1,008	
56	ITXFER00099	SVC8000	LABORATORY EQUIPMENT (EA)	Laboratory Equipment	J063	04/17/04	120	\$21,599	\$0	\$21,599	
57	ITXFER00099	SVC8000	LABORATORY EQUIPMENT (EA)	Laboratory Equipment	J063	06/17/04	120	\$7,219	\$0	\$7,219	
58	ITXFER00099	SVC8000	LABORATORY EQUIPMENT (EA)	Laboratory Equipment	J063	10/31/04	120	\$684	\$0	\$684	
59	ITXFER00099	SVC8000	LABORATORY EQUIPMENT (EA)	Laboratory Equipment	J063	03/31/05	120	\$5,326	\$0	\$5,326	
60	ITXFER00099	SVC8000	LABORATORY EQUIPMENT (EA)	Laboratory Equipment	J063	05/31/05	120	\$33,331	\$0	\$33,331	
61	ITXFER00099	SVC8000	HIX Old Country Rd. Bldg	Land and Land Rights	J135	07/01/00	120	\$145,055.42	\$0	\$145,055	
62	ITXFER00099	SVC8000	HIX Old Country Rd. Bldg	Land and Land Rights	J135	07/01/08	120	\$854,944.58	\$0	\$854,945	
63	ITXFER00099	SVC8000	KITCHEN EQUIPMENT	Miscellaneous Equipment	J114	07/01/91	120	\$1,239	\$0	\$1,239	
64	ITXFER00099	SVC8000	RECREATION EQUIPMENT & FACILITIES (Miscellaneous Equipment	J114	07/01/92	120	\$93,468	\$0	\$93,468	
65	ITXFER00099	SVC8000	HOSPITAL EQUIPMENT (EA)	Miscellaneous Equipment	J114	07/01/93	120	\$3,178	\$0	\$3,178	
66	ITXFER00099	SVC8000	KITCHEN EQUIPMENT	Miscellaneous Equipment	J114	07/01/93	120	\$4,514	\$0	\$4,514	
67	ITXFER00099	SVC8000	KITCHEN EQUIPMENT	Miscellaneous Equipment	J135	07/01/93	120	\$531	\$0	\$531	
68	ITXFER00099	SVC8000	HOSPITAL EQUIPMENT (EA)	Miscellaneous Equipment	J135	07/01/94	120	\$19,839	\$0	\$19,839	
69	ITXFER00099	SVC8000	HOSPITAL EQUIPMENT (EA)	Miscellaneous Equipment	J135	07/01/95	120	\$13,868	\$0	\$13,868	
70	ITXFER00099	SVC8000	KITCHEN EQUIPMENT	Miscellaneous Equipment	J139	07/01/96	120	\$7,151	\$0	\$7,151	
71	ITXFER00099	SVC8000	REST OR LOUNGE ROOM EQUIPMENT (EA)	Miscellaneous Equipment	J139	07/01/96	120	\$4,023	\$0	\$4,023	
72	ITXFER00099	SVC8000	KITCHEN EQUIPMENT	Miscellaneous Equipment	J114	07/01/97	120	\$2,208	\$0	\$2,208	
73	ITXFER00099	SVC8000	KITCHEN EQUIPMENT	Miscellaneous Equipment	J135	07/01/97	120	\$515	\$0	\$515	
74	ITXFER00099	SVC8000	MISCELLANEOUS ITEMS (EA)	Miscellaneous Equipment	J135	07/01/97	120	\$8,663	\$0	\$8,663	
75	ITXFER00099	SVC8000	MISCELLANEOUS ITEMS (EA)	Miscellaneous Equipment	J114	07/01/99	120	\$8,117	\$0	\$8,117	
76	ITXFER00099	SVC8000	MISCELLANEOUS ITEMS (EA)	Miscellaneous Equipment	J135	07/01/99	120	\$24,031	\$0	\$24,031	
77	ITXFER00099	SVC8000	MISCELLANEOUS ITEMS (EA)	Miscellaneous Equipment	J139	12/31/01	120	\$9,848	\$0	\$9,848	
78	ITXFER00099	SVC8000	MISCELLANEOUS ITEMS (EA)	Miscellaneous Equipment	J139	07/31/02	120	\$1,140	\$0	\$1,140	
79	ITXFER00099	SVC8000	MISCELLANEOUS ITEMS (EA)	Miscellaneous Equipment	J063	11/20/02	120	\$4,000	\$0	\$4,000	
80	ITXFER00099	SVC8000	MISCELLANEOUS ITEMS (EA)	Miscellaneous Equipment	J139	01/31/03	120	\$5,576	\$0	\$5,576	
81	ITXFER00099	SVC8000	MISCELLANEOUS ITEMS (EA)	Miscellaneous Equipment	J139	03/31/03	120	\$8,684	\$0	\$8,684	
82	ITXFER00099	SVC8000	MISCELLANEOUS ITEMS (EA)	Miscellaneous Equipment	J063	06/20/03	120	\$2,300	\$0	\$2,300	
83	ITXFER00099	SVC8000	MISCELLANEOUS ITEMS (EA)	Miscellaneous Equipment	J063	12/31/03	120	\$2,759	\$0	\$2,759	
84	ITXFER00099	SVC8000	MISCELLANEOUS ITEMS (EA)	Miscellaneous Equipment	J063	01/20/04	120	\$1,000	\$0	\$1,000	
85	ITXFER00099	SVC8000	MISCELLANEOUS ITEMS (EA)	Miscellaneous Equipment	J063	07/01/06	120	\$30,825	\$0	\$30,825	
86	ITXFER00099	SVC8000	MISCELLANEOUS ITEMS (EA)	Miscellaneous Equipment	J063	07/01/06	120	\$70,912	\$0	\$70,912	
87	ITXFER00099	SVC8000	MISCELLANEOUS ITEMS (EA)	Miscellaneous Equipment	J063	08/01/06	120	\$1,345	\$0	\$1,345	
88	ITXFER00099	SVC8000	MISCELLANEOUS ITEMS (EA)	Miscellaneous Equipment	J063	08/01/06	120	\$41,201	\$0	\$41,201	
89	ITXFER00099	SVC8000	OFFICE MECHANICAL EQUIPMENT (EA)	Miscellaneous Equipment	J139	10/01/07	120	\$4,904	\$0	\$4,904	
90	ITXFER00099	SVC8000	MISCELLANEOUS ITEMS (EA)	Miscellaneous Equipment	J063	10/01/07	120	\$11,299	\$0	\$11,299	
91	ITXFER00099	SVC8000	MISCELLANEOUS ITEMS (EA)	Miscellaneous Equipment	J063	11/01/07	120	\$3,433	\$0	\$3,433	
92	ITXFER00099	SVC8000	MISCELLANEOUS ITEMS (EA)	Miscellaneous Equipment	J139	09/01/08	120	\$16,993	\$0	\$16,993	
93	90000092476	SVC8000	KITCHEN EQUIPMENT	Miscellaneous Equipment	J063	09/01/09	120	\$38,273	\$0	\$38,273	
94	90000106683	SVC8000	MISCELLANEOUS ITEMS (EA)	Miscellaneous Equipment	G012	11/01/10	120	\$18,867	\$0	\$18,867	
95	90000106683	SVC8000	MISCELLANEOUS ITEMS (EA)	Miscellaneous Equipment	G012	11/01/10	120	\$18,247	\$0	\$18,247	
96	90000104230	SVC8000	GENERAL PLANT > \$20,000	Miscellaneous Equipment	G012	07/01/11	120	\$55,182	\$0	\$55,182	
97	ITXFER00099	SVC8000	MISCELLANEOUS ITEMS (EA)	Miscellaneous Equipment	J139	10/30/11	120	\$367,531	\$0	\$367,531	
98	ITXFER00099	SVC8000	KITCHEN EQUIPMENT	Miscellaneous Equipment	J139	07/01/12	120	\$8,736	\$0	\$8,736	
99	ITXFER00099	SVC8000	MISCELLANEOUS ITEMS (EA)	Miscellaneous Equipment	J139	07/01/12	120	\$5,947	\$0	\$5,947	
100	ITXFER00099	SVC8000	MISCELLANEOUS ITEMS (EA)	Miscellaneous Equipment	J139	07/01/12	120	\$14,126	\$0	\$14,126	
101	ITXFER00099	SVC8000	MISCELLANEOUS ITEMS (EA)	Miscellaneous Equipment	J063	07/01/12	120	\$57,649	\$0	\$57,649	
102	ITXFER00099	SVC8000	MISCELLANEOUS ITEMS (EA)	Miscellaneous Equipment	J139	08/01/12	120	\$53,489	\$0	\$53,489	
103	ITXFER00099	SVC8000	FORK LIFT TRUCK	Miscellaneous Equipment	J139	08/01/12	120	\$114,767	\$0	\$114,767	
104	ITXFER00099	SVC8000	MISCELLANEOUS ITEMS (EA)	Miscellaneous Equipment	J063	08/01/12	120	\$11,601	\$0	\$11,601	
105	ITXFER00099	SVC8000	MISCELLANEOUS ITEMS (EA)	Miscellaneous Equipment	J063	08/01/12	120	\$2,451	\$0	\$2,451	
106	ITXFER00099	SVC8000	MISCELLANEOUS ITEMS (EA)	Miscellaneous Equipment	J139	10/01/12	120	\$21,955	\$0	\$21,955	
107	ITXFER00099	SVC8000	OFFICE EQUIPMENT	Miscellaneous Equipment	J139	10/01/12	120	\$1,711	\$0	\$1,711	
108	90000117719	SVC8000	GENERAL PLANT \$20,000 OR >	Miscellaneous Equipment	J063	09/01/13	120	\$25,353	\$0	\$25,353	

THE NARRAGANSETT ELECTRIC COMPANY
d/b/a NATIONAL GRID
RIPUC Docket Nos. 4770/4780
Compliance Attachment 3
Workpaper 6f
Page 7 of 60

The Narragansett Electric Company d/b/a National Grid
Service Company Remits
Service Company Capital for Facilities allocated to Operating Companies as Rent Expense
For the Rate Year ended August 31, 2021

09/01/2020 08/31/2021 08.23000%

Line	Work order	Investment N°	Project Description	Account Description	NECO	09/01/2020 Balance	08/31/2021 Balance	Average Balance	Service Co Return	Year Return	Return on Accum Taxes
55	ITXFER00099	SVG8000	LABORATORY EQUIPMENT (EA)	Laboratory Equipment	YES	\$0	\$0	\$0	8.23%	\$0	\$0
56	ITXFER00099	SVG8000	LABORATORY EQUIPMENT (EA)	Laboratory Equipment	YES	\$0	\$0	\$0	8.23%	\$0	\$0
57	ITXFER00099	SVG8000	LABORATORY EQUIPMENT (EA)	Laboratory Equipment	YES	\$0	\$0	\$0	8.23%	\$0	\$0
58	ITXFER00099	SVG8000	LABORATORY EQUIPMENT (EA)	Laboratory Equipment	YES	\$0	\$0	\$0	8.23%	\$0	\$0
59	ITXFER00099	SVG8000	LABORATORY EQUIPMENT (EA)	Laboratory Equipment	YES	\$0	\$0	\$0	8.23%	\$0	\$0
60	ITXFER00099	SVG8000	LABORATORY EQUIPMENT (EA)	Laboratory Equipment	YES	\$0	\$0	\$0	8.23%	\$0	\$0
61	ITXFER00099	SVG8000	HIX Old Country Rd. Bldg	Land and Land Rights	YES	\$0	\$0	\$0	8.23%	\$0	\$0
62	ITXFER00099	SVG8000	HIX Old Country Rd. Bldg	Land and Land Rights	YES	\$0	\$0	\$0	8.23%	\$0	\$0
63	ITXFER00099	SVG8000	KITCHEN EQUIPMENT	Miscellaneous Equipment	NO	\$0	\$0	\$0	8.23%	\$0	\$0
64	ITXFER00099	SVG8000	RECREATION EQUIPMENT & FACILITIES (Miscellaneous Equipment	NO	\$0	\$0	\$0	8.23%	\$0	\$0
65	ITXFER00099	SVG8000	HOSPITAL EQUIPMENT (EA)	Miscellaneous Equipment	NO	\$0	\$0	\$0	8.23%	\$0	\$0
66	ITXFER00099	SVG8000	KITCHEN EQUIPMENT	Miscellaneous Equipment	NO	\$0	\$0	\$0	8.23%	\$0	\$0
67	ITXFER00099	SVG8000	KITCHEN EQUIPMENT	Miscellaneous Equipment	YES	\$0	\$0	\$0	8.23%	\$0	\$0
68	ITXFER00099	SVG8000	HOSPITAL EQUIPMENT (EA)	Miscellaneous Equipment	YES	\$0	\$0	\$0	8.23%	\$0	\$0
69	ITXFER00099	SVG8000	HOSPITAL EQUIPMENT (EA)	Miscellaneous Equipment	YES	\$0	\$0	\$0	8.23%	\$0	\$0
70	ITXFER00099	SVG8000	KITCHEN EQUIPMENT	Miscellaneous Equipment	YES	\$0	\$0	\$0	8.23%	\$0	\$0
71	ITXFER00099	SVG8000	REST OR LOUNGE ROOM EQUIPMENT (EA)	Miscellaneous Equipment	YES	\$0	\$0	\$0	8.23%	\$0	\$0
72	ITXFER00099	SVG8000	KITCHEN EQUIPMENT	Miscellaneous Equipment	NO	\$0	\$0	\$0	8.23%	\$0	\$0
73	ITXFER00099	SVG8000	KITCHEN EQUIPMENT	Miscellaneous Equipment	YES	\$0	\$0	\$0	8.23%	\$0	\$0
74	ITXFER00099	SVG8000	MISCELLANEOUS ITEMS (EA)	Miscellaneous Equipment	YES	\$0	\$0	\$0	8.23%	\$0	\$0
75	ITXFER00099	SVG8000	MISCELLANEOUS ITEMS (EA)	Miscellaneous Equipment	NO	\$0	\$0	\$0	8.23%	\$0	\$0
76	ITXFER00099	SVG8000	MISCELLANEOUS ITEMS (EA)	Miscellaneous Equipment	YES	\$0	\$0	\$0	8.23%	\$0	\$0
77	ITXFER00099	SVG8000	MISCELLANEOUS ITEMS (EA)	Miscellaneous Equipment	YES	\$0	\$0	\$0	8.23%	\$0	\$0
78	ITXFER00099	SVG8000	MISCELLANEOUS ITEMS (EA)	Miscellaneous Equipment	YES	\$0	\$0	\$0	8.23%	\$0	\$0
79	ITXFER00099	SVG8000	MISCELLANEOUS ITEMS (EA)	Miscellaneous Equipment	YES	\$0	\$0	\$0	8.23%	\$0	\$0
80	ITXFER00099	SVG8000	MISCELLANEOUS ITEMS (EA)	Miscellaneous Equipment	YES	\$0	\$0	\$0	8.23%	\$0	\$0
81	ITXFER00099	SVG8000	MISCELLANEOUS ITEMS (EA)	Miscellaneous Equipment	YES	\$0	\$0	\$0	8.23%	\$0	\$0
82	ITXFER00099	SVG8000	MISCELLANEOUS ITEMS (EA)	Miscellaneous Equipment	YES	\$0	\$0	\$0	8.23%	\$0	\$0
83	ITXFER00099	SVG8000	MISCELLANEOUS ITEMS (EA)	Miscellaneous Equipment	YES	\$0	\$0	\$0	8.23%	\$0	\$0
84	ITXFER00099	SVG8000	MISCELLANEOUS ITEMS (EA)	Miscellaneous Equipment	YES	\$0	\$0	\$0	8.23%	\$0	\$0
85	ITXFER00099	SVG8000	MISCELLANEOUS ITEMS (EA)	Miscellaneous Equipment	YES	\$0	\$0	\$0	8.23%	\$0	\$0
86	ITXFER00099	SVG8000	MISCELLANEOUS ITEMS (EA)	Miscellaneous Equipment	YES	\$0	\$0	\$0	8.23%	\$0	\$0
87	ITXFER00099	SVG8000	MISCELLANEOUS ITEMS (EA)	Miscellaneous Equipment	YES	\$0	\$0	\$0	8.23%	\$0	\$0
88	ITXFER00099	SVG8000	MISCELLANEOUS ITEMS (EA)	Miscellaneous Equipment	YES	\$0	\$0	\$0	8.23%	\$0	\$0
89	ITXFER00099	SVG8000	OFFICE MECHANICAL EQUIPMENT (EA)	Miscellaneous Equipment	YES	\$0	\$0	\$0	8.23%	\$0	\$0
90	ITXFER00099	SVG8000	MISCELLANEOUS ITEMS (EA)	Miscellaneous Equipment	YES	\$0	\$0	\$0	8.23%	\$0	\$0
91	ITXFER00099	SVG8000	MISCELLANEOUS ITEMS (EA)	Miscellaneous Equipment	YES	\$0	\$0	\$0	8.23%	\$0	\$0
92	ITXFER00099	SVG8000	MISCELLANEOUS ITEMS (EA)	Miscellaneous Equipment	YES	\$0	\$0	\$0	8.23%	\$0	\$0
93	90000092476	SVG8000	KITCHEN EQUIPMENT	Miscellaneous Equipment	YES	\$314	\$0	\$157	8.23%	\$13	(\$4)
94	90000100683	SVG8000	MISCELLANEOUS ITEMS (EA)	Miscellaneous Equipment	YES	\$304	\$0	\$152	8.23%	\$13	(\$3)
95	90000100683	SVG8000	MISCELLANEOUS ITEMS (EA)	Miscellaneous Equipment	YES	\$4,598	\$0	\$2,299	8.23%	\$189	(\$52)
96	90000104230	SVG8000	GENERAL PLANT > \$20,000	Miscellaneous Equipment	YES	\$42,879	\$6,126	\$24,502	8.23%	\$2,017	(\$51)
97	ITXFER00099	SVG8000	MISCELLANEOUS ITEMS (EA)	Miscellaneous Equipment	YES	\$1,602	\$728	\$1,165	8.23%	\$96	(\$26)
98	ITXFER00099	SVG8000	KITCHEN EQUIPMENT	Miscellaneous Equipment	YES	\$1,090	\$496	\$793	8.23%	\$65	(\$18)
99	ITXFER00099	SVG8000	MISCELLANEOUS ITEMS (EA)	Miscellaneous Equipment	YES	\$2,590	\$1,177	\$1,883	8.23%	\$155	(\$42)
100	ITXFER00099	SVG8000	MISCELLANEOUS ITEMS (EA)	Miscellaneous Equipment	YES	\$10,569	\$4,804	\$7,687	8.23%	\$633	(\$173)
101	ITXFER00099	SVG8000	MISCELLANEOUS ITEMS (EA)	Miscellaneous Equipment	YES	\$10,252	\$4,903	\$7,578	8.23%	\$624	(\$170)
102	ITXFER00099	SVG8000	FORK LIFT TRUCK	Miscellaneous Equipment	YES	\$21,997	\$10,520	\$16,259	8.23%	\$1,338	(\$366)
103	ITXFER00099	SVG8000	MISCELLANEOUS ITEMS (EA)	Miscellaneous Equipment	YES	\$2,223	\$1,063	\$1,647	8.23%	\$135	(\$37)
104	ITXFER00099	SVG8000	MISCELLANEOUS ITEMS (EA)	Miscellaneous Equipment	YES	\$470	\$225	\$347	8.23%	\$29	(\$8)
105	ITXFER00099	SVG8000	MISCELLANEOUS ITEMS (EA)	Miscellaneous Equipment	YES	\$4,574	\$2,378	\$3,476	8.23%	\$286	(\$78)
106	ITXFER00099	SVG8000	MISCELLANEOUS ITEMS (EA)	Miscellaneous Equipment	YES	\$357	\$185	\$271	8.23%	\$22	(\$6)
107	ITXFER00099	SVG8000	OFFICE EQUIPMENT	Miscellaneous Equipment	YES	\$7,606	\$5,071	\$6,338	8.23%	\$522	(\$135)
108	90000117719	SVG8000	GENERAL PLANT \$20,000 OR >	Miscellaneous Equipment	YES	\$7,606	\$5,071	\$6,338	8.23%	\$522	(\$135)

THE NARRAGANSETT ELECTRIC COMPANY

d/b/a NATIONAL GRID

RIPUC Docket Nos. 4770/4780

Compliance Attachment 3

Workpaper 6f

Page 8 of 60

The Narragansett Electric Company d/b/a National Grid
 Service Company Rents
 Service Company Capital for Facilities allocated to Operating Companies as Rent Expense
 For the Rate Year ended August 31, 2021

Gas

Line	Work order	est	N:	Project Description	Account Description	Year		Test Year		Test Year		Test Year		Test Year
						Amortization	NECO G	Allocation	NECO G	NECO G	NECO G	Allocation	Return	
55	TXFER00099			LABORATORY EQUIPMENT (EA)	Laboratory Equipment	\$0	0.0000%	\$0	\$0	0.0000%	\$0	0.0000%	\$0	\$0
56	TXFER00099			LABORATORY EQUIPMENT (EA)	Laboratory Equipment	\$0	0.0000%	\$0	\$0	0.0000%	\$0	0.0000%	\$0	\$0
57	TXFER00099			LABORATORY EQUIPMENT (EA)	Laboratory Equipment	\$0	0.0000%	\$0	\$0	0.0000%	\$0	0.0000%	\$0	\$0
58	TXFER00099			LABORATORY EQUIPMENT (EA)	Laboratory Equipment	\$0	0.0000%	\$0	\$0	0.0000%	\$0	0.0000%	\$0	\$0
59	TXFER00099			LABORATORY EQUIPMENT (EA)	Laboratory Equipment	\$0	0.0000%	\$0	\$0	0.0000%	\$0	0.0000%	\$0	\$0
60	TXFER00099			LABORATORY EQUIPMENT (EA)	Laboratory Equipment	\$0	0.0000%	\$0	\$0	0.0000%	\$0	0.0000%	\$0	\$0
61	TXFER00099			HIX Old County Rd. Bldg	Land and Land Rights	\$0	0.0000%	\$0	\$0	0.0000%	\$0	0.0000%	\$0	\$0
62	TXFER00099			HIX Old County Rd. Bldg	Land and Land Rights	\$0	0.0000%	\$0	\$0	0.0000%	\$0	0.0000%	\$0	\$0
63	TXFER00099			KITCHEN EQUIPMENT	Miscellaneous Equipment	\$0	0.0000%	\$0	\$0	0.0000%	\$0	0.0000%	\$0	\$0
64	TXFER00099			RECREATION EQUIPMENT & FACILITIES (Miscellaneous Equipment	\$0	0.0000%	\$0	\$0	0.0000%	\$0	0.0000%	\$0	\$0
65	TXFER00099			HOSPITAL EQUIPMENT (EA)	Miscellaneous Equipment	\$0	0.0000%	\$0	\$0	0.0000%	\$0	0.0000%	\$0	\$0
66	TXFER00099			KITCHEN EQUIPMENT	Miscellaneous Equipment	\$0	0.0000%	\$0	\$0	0.0000%	\$0	0.0000%	\$0	\$0
67	TXFER00099			KITCHEN EQUIPMENT	Miscellaneous Equipment	\$0	0.0000%	\$0	\$0	0.0000%	\$0	0.0000%	\$0	\$0
68	TXFER00099			HOSPITAL EQUIPMENT (EA)	Miscellaneous Equipment	\$0	0.0000%	\$0	\$0	0.0000%	\$0	0.0000%	\$0	\$0
69	TXFER00099			HOSPITAL EQUIPMENT (EA)	Miscellaneous Equipment	\$0	0.0000%	\$0	\$0	0.0000%	\$0	0.0000%	\$0	\$0
70	TXFER00099			KITCHEN EQUIPMENT	Miscellaneous Equipment	\$0	0.0000%	\$0	\$0	0.0000%	\$0	0.0000%	\$0	\$0
71	TXFER00099			REST OR LOUNGE ROOM EQUIPMENT (EA)	Miscellaneous Equipment	\$0	0.0000%	\$0	\$0	0.0000%	\$0	0.0000%	\$0	\$0
72	TXFER00099			KITCHEN EQUIPMENT	Miscellaneous Equipment	\$0	0.0000%	\$0	\$0	0.0000%	\$0	0.0000%	\$0	\$0
73	TXFER00099			KITCHEN EQUIPMENT	Miscellaneous Equipment	\$0	0.0000%	\$0	\$0	0.0000%	\$0	0.0000%	\$0	\$0
74	TXFER00099			MISCELLANEOUS ITEMS (EA)	Miscellaneous Equipment	\$0	0.0000%	\$0	\$0	0.0000%	\$0	0.0000%	\$0	\$0
75	TXFER00099			MISCELLANEOUS ITEMS (EA)	Miscellaneous Equipment	\$0	0.0000%	\$0	\$0	0.0000%	\$0	0.0000%	\$0	\$0
76	TXFER00099			MISCELLANEOUS ITEMS (EA)	Miscellaneous Equipment	\$0	0.0000%	\$0	\$0	0.0000%	\$0	0.0000%	\$0	\$0
77	TXFER00099			MISCELLANEOUS ITEMS (EA)	Miscellaneous Equipment	\$0	0.0000%	\$0	\$0	0.0000%	\$0	0.0000%	\$0	\$0
78	TXFER00099			MISCELLANEOUS ITEMS (EA)	Miscellaneous Equipment	\$0	0.0000%	\$0	\$0	0.0000%	\$0	0.0000%	\$0	\$0
79	TXFER00099			MISCELLANEOUS ITEMS (EA)	Miscellaneous Equipment	\$0	0.0000%	\$0	\$0	0.0000%	\$0	0.0000%	\$0	\$0
80	TXFER00099			MISCELLANEOUS ITEMS (EA)	Miscellaneous Equipment	\$0	0.0000%	\$0	\$0	0.0000%	\$0	0.0000%	\$0	\$0
81	TXFER00099			MISCELLANEOUS ITEMS (EA)	Miscellaneous Equipment	\$0	0.0000%	\$0	\$0	0.0000%	\$0	0.0000%	\$0	\$0
82	TXFER00099			MISCELLANEOUS ITEMS (EA)	Miscellaneous Equipment	\$0	0.0000%	\$0	\$0	0.0000%	\$0	0.0000%	\$0	\$0
83	TXFER00099			MISCELLANEOUS ITEMS (EA)	Miscellaneous Equipment	\$0	0.0000%	\$0	\$0	0.0000%	\$0	0.0000%	\$0	\$0
84	TXFER00099			MISCELLANEOUS ITEMS (EA)	Miscellaneous Equipment	\$0	0.0000%	\$0	\$0	0.0000%	\$0	0.0000%	\$0	\$0
85	TXFER00099			MISCELLANEOUS ITEMS (EA)	Miscellaneous Equipment	\$0	0.0000%	\$0	\$0	0.0000%	\$0	0.0000%	\$0	\$0
86	TXFER00099			MISCELLANEOUS ITEMS (EA)	Miscellaneous Equipment	\$0	0.0000%	\$0	\$0	0.0000%	\$0	0.0000%	\$0	\$0
87	TXFER00099			MISCELLANEOUS ITEMS (EA)	Miscellaneous Equipment	\$0	0.0000%	\$0	\$0	0.0000%	\$0	0.0000%	\$0	\$0
88	TXFER00099			MISCELLANEOUS ITEMS (EA)	Miscellaneous Equipment	\$0	0.0000%	\$0	\$0	0.0000%	\$0	0.0000%	\$0	\$0
89	TXFER00099			OFFICE MECHANICAL EQUIPMENT (EA)	Miscellaneous Equipment	\$0	0.0000%	\$0	\$0	0.0000%	\$0	0.0000%	\$0	\$0
90	TXFER00099			MISCELLANEOUS ITEMS (EA)	Miscellaneous Equipment	\$0	0.0000%	\$0	\$0	0.0000%	\$0	0.0000%	\$0	\$0
91	TXFER00099			MISCELLANEOUS ITEMS (EA)	Miscellaneous Equipment	\$0	0.0000%	\$0	\$0	0.0000%	\$0	0.0000%	\$0	\$0
92	TXFER00099			MISCELLANEOUS ITEMS (EA)	Miscellaneous Equipment	\$0	0.0000%	\$0	\$0	0.0000%	\$0	0.0000%	\$0	\$0
93	9000092476			KITCHEN EQUIPMENT	Miscellaneous Equipment	\$0	0.0000%	\$0	\$0	0.0000%	\$0	0.0000%	\$0	\$0
94	90000100683			MISCELLANEOUS ITEMS (EA)	Miscellaneous Equipment	\$9	\$314	2.8497%	\$0	\$9	8.3686%	\$1	\$9	\$1
95	90000100683			MISCELLANEOUS ITEMS (EA)	Miscellaneous Equipment	\$9	\$504	2.8497%	\$0	\$9	8.3686%	\$1	\$9	\$1
96	90000104230			GENERAL PLANT > \$20,000	Miscellaneous Equipment	\$138	\$4,598	2.8497%	\$4	\$131	8.3686%	\$12	\$131	\$12
97	TXFER00099			MISCELLANEOUS ITEMS (EA)	Miscellaneous Equipment	\$1,466	\$36,753	1.5316%	\$22	\$563	3.7985%	\$56	\$563	\$56
98	TXFER00099			KITCHEN EQUIPMENT	Miscellaneous Equipment	\$70	\$874	1.5316%	\$1	\$13	3.7985%	\$3	\$13	\$3
99	TXFER00099			MISCELLANEOUS ITEMS (EA)	Miscellaneous Equipment	\$47	\$595	1.5316%	\$1	\$9	3.7985%	\$2	\$9	\$2
100	TXFER00099			MISCELLANEOUS ITEMS (EA)	Miscellaneous Equipment	\$113	\$1,413	1.5316%	\$2	\$22	3.7985%	\$4	\$22	\$4
101	TXFER00099			MISCELLANEOUS ITEMS (EA)	Miscellaneous Equipment	\$460	\$5,765	4.0899%	\$19	\$236	9.6901%	\$45	\$236	\$45
102	TXFER00099			FORK LIFT TRUCK	Miscellaneous Equipment	\$453	\$5,349	1.5316%	\$7	\$82	3.7985%	\$17	\$82	\$17
103	TXFER00099			MISCELLANEOUS ITEMS (EA)	Miscellaneous Equipment	\$973	\$11,477	1.5316%	\$15	\$176	3.7985%	\$37	\$176	\$37
104	TXFER00099			MISCELLANEOUS ITEMS (EA)	Miscellaneous Equipment	\$98	\$1,160	4.0899%	\$4	\$47	9.6901%	\$10	\$47	\$10
105	TXFER00099			MISCELLANEOUS ITEMS (EA)	Miscellaneous Equipment	\$21	\$245	4.0899%	\$1	\$10	9.6901%	\$2	\$10	\$2
106	TXFER00099			MISCELLANEOUS ITEMS (EA)	Miscellaneous Equipment	\$208	\$2,195	1.5316%	\$3	\$34	3.7985%	\$8	\$34	\$8
107	TXFER00099			OFFICE EQUIPMENT	Miscellaneous Equipment	\$16	\$171	1.5316%	\$0	\$3	3.7985%	\$1	\$3	\$1
108	90000117719			GENERAL PLANT \$20,000 OR >	Miscellaneous Equipment	\$387	\$2,555	4.0899%	\$16	\$104	9.6901%	\$27	\$104	\$27

THE NARRAGANSETT ELECTRIC COMPANY
d/b/a NATIONAL GRID
RIPUC Docket Nos. 4770/4780
Compliance Attachment 3
Workpaper 6f
Page 9 of 60

The Narragansett Electric Company d/b/a National Grid
Service Company Reimbursements
Service Company Capital for Facilities allocated to Operating Companies as Rent Expense
For the Rate Year ended August 31, 2021

Distribution
09/01/20 08/31/21

Line	Work order	estm	Project Description	Account Description	Test Year Rent Depreciation	Less IFA Salary & Wage Allocator	Total	Amortization Period	Bonus Rate	Bonus Depreciation	09/01/20 Balance	08/31/21 Balance
55	TXFER00099	SVC8000	LABORATORY EQUIPMENT (EA)	Laboratory Equipment	\$0	\$0	\$0	84	46.14%	\$5,079	\$11,008	\$11,008
56	TXFER00099	SVC8000	LABORATORY EQUIPMENT (EA)	Laboratory Equipment	\$0	\$0	\$0	84	46.14%	\$9,966	\$21,599	\$21,599
57	TXFER00099	SVC8000	LABORATORY EQUIPMENT (EA)	Laboratory Equipment	\$0	\$0	\$0	84	46.14%	\$3,331	\$7,219	\$7,219
58	TXFER00099	SVC8000	LABORATORY EQUIPMENT (EA)	Laboratory Equipment	\$0	\$0	\$0	84	46.14%	\$684	\$684	\$684
59	TXFER00099	SVC8000	LABORATORY EQUIPMENT (EA)	Laboratory Equipment	\$0	\$0	\$0	84	46.14%	\$2,457	\$5,326	\$5,326
60	TXFER00099	SVC8000	LABORATORY EQUIPMENT (EA)	Laboratory Equipment	\$0	\$0	\$0	84	46.14%	\$15,379	\$33,331	\$33,331
61	TXFER00099	SVC8000	HIX Old Country Rd. Bldg	Land and Land Rights	\$0	\$0	\$0	84	0.00%	\$0	\$145,055	\$145,055
62	TXFER00099	SVC8000	HIX Old Country Rd. Bldg	Land and Land Rights	\$0	\$0	\$0	84	0.00%	\$0	\$854,945	\$854,945
63	TXFER00099	SVC8000	KITCHEN EQUIPMENT	Miscellaneous Equipment	\$0	\$0	\$0	84	0.00%	\$0	\$1,239	\$1,239
64	TXFER00099	SVC8000	RECREATION EQUIPMENT & FACILITIES (EA)	Miscellaneous Equipment	\$0	\$0	\$0	84	0.00%	\$0	\$93,468	\$93,468
65	TXFER00099	SVC8000	HOSPITAL EQUIPMENT (EA)	Miscellaneous Equipment	\$0	\$0	\$0	84	0.00%	\$0	\$3,178	\$3,178
66	TXFER00099	SVC8000	KITCHEN EQUIPMENT	Miscellaneous Equipment	\$0	\$0	\$0	84	0.00%	\$0	\$4,514	\$4,514
67	TXFER00099	SVC8000	KITCHEN EQUIPMENT	Miscellaneous Equipment	\$0	\$0	\$0	84	0.00%	\$531	\$531	\$531
68	TXFER00099	SVC8000	HOSPITAL EQUIPMENT (EA)	Miscellaneous Equipment	\$0	\$0	\$0	84	0.00%	\$0	\$19,839	\$19,839
69	TXFER00099	SVC8000	HOSPITAL EQUIPMENT (EA)	Miscellaneous Equipment	\$0	\$0	\$0	84	0.00%	\$0	\$13,868	\$13,868
70	TXFER00099	SVC8000	KITCHEN EQUIPMENT	Miscellaneous Equipment	\$0	\$0	\$0	84	0.00%	\$0	\$7,151	\$7,151
71	TXFER00099	SVC8000	REST OR LOUNGE ROOM EQUIPMENT (EA)	Miscellaneous Equipment	\$0	\$0	\$0	84	0.00%	\$0	\$4,023	\$4,023
72	TXFER00099	SVC8000	KITCHEN EQUIPMENT	Miscellaneous Equipment	\$0	\$0	\$0	84	0.00%	\$0	\$2,208	\$2,208
73	TXFER00099	SVC8000	KITCHEN EQUIPMENT	Miscellaneous Equipment	\$0	\$0	\$0	84	0.00%	\$0	\$515	\$515
74	TXFER00099	SVC8000	MISCELLANEOUS ITEMS (EA)	Miscellaneous Equipment	\$0	\$0	\$0	84	0.00%	\$0	\$8,663	\$8,663
75	TXFER00099	SVC8000	MISCELLANEOUS ITEMS (EA)	Miscellaneous Equipment	\$0	\$0	\$0	84	0.00%	\$0	\$8,117	\$8,117
76	TXFER00099	SVC8000	MISCELLANEOUS ITEMS (EA)	Miscellaneous Equipment	\$0	\$0	\$0	84	0.00%	\$0	\$24,031	\$24,031
77	TXFER00099	SVC8000	MISCELLANEOUS ITEMS (EA)	Miscellaneous Equipment	\$0	\$0	\$0	84	46.14%	\$4,544	\$9,848	\$9,848
78	TXFER00099	SVC8000	MISCELLANEOUS ITEMS (EA)	Miscellaneous Equipment	\$0	\$0	\$0	84	46.14%	\$526	\$1,140	\$1,140
79	TXFER00099	SVC8000	MISCELLANEOUS ITEMS (EA)	Miscellaneous Equipment	\$0	\$0	\$0	84	46.14%	\$1,846	\$4,000	\$4,000
80	TXFER00099	SVC8000	MISCELLANEOUS ITEMS (EA)	Miscellaneous Equipment	\$0	\$0	\$0	84	46.14%	\$5,576	\$5,576	\$5,576
81	TXFER00099	SVC8000	MISCELLANEOUS ITEMS (EA)	Miscellaneous Equipment	\$0	\$0	\$0	84	46.14%	\$4,007	\$8,684	\$8,684
82	TXFER00099	SVC8000	MISCELLANEOUS ITEMS (EA)	Miscellaneous Equipment	\$0	\$0	\$0	84	46.14%	\$1,061	\$2,300	\$2,300
83	TXFER00099	SVC8000	MISCELLANEOUS ITEMS (EA)	Miscellaneous Equipment	\$0	\$0	\$0	84	46.14%	\$1,273	\$2,759	\$2,759
84	TXFER00099	SVC8000	MISCELLANEOUS ITEMS (EA)	Miscellaneous Equipment	\$0	\$0	\$0	84	46.14%	\$461	\$1,000	\$1,000
85	TXFER00099	SVC8000	MISCELLANEOUS ITEMS (EA)	Miscellaneous Equipment	\$0	\$0	\$0	84	46.14%	\$14,223	\$30,825	\$30,825
86	TXFER00099	SVC8000	MISCELLANEOUS ITEMS (EA)	Miscellaneous Equipment	\$0	\$0	\$0	84	46.14%	\$32,718	\$70,912	\$70,912
87	TXFER00099	SVC8000	MISCELLANEOUS ITEMS (EA)	Miscellaneous Equipment	\$0	\$0	\$0	84	46.14%	\$621	\$1,345	\$1,345
88	TXFER00099	SVC8000	OFFICE MECHANICAL EQUIPMENT (EA)	Miscellaneous Equipment	\$0	\$0	\$0	84	46.14%	\$2,263	\$4,904	\$4,904
89	TXFER00099	SVC8000	OFFICE MECHANICAL EQUIPMENT (EA)	Miscellaneous Equipment	\$0	\$0	\$0	84	46.14%	\$5,213	\$11,299	\$11,299
90	TXFER00099	SVC8000	MISCELLANEOUS ITEMS (EA)	Miscellaneous Equipment	\$0	\$0	\$0	84	46.14%	\$1,584	\$3,433	\$3,433
91	TXFER00099	SVC8000	MISCELLANEOUS ITEMS (EA)	Miscellaneous Equipment	\$0	\$0	\$0	84	46.14%	\$7,841	\$16,993	\$16,993
92	TXFER00099	SVC8000	MISCELLANEOUS ITEMS (EA)	Miscellaneous Equipment	\$0	\$0	\$0	84	46.14%	\$17,659	\$38,273	\$38,273
93	90000092476	SVC8000	KITCHEN EQUIPMENT	Miscellaneous Equipment	\$25	\$4	\$22	84	46.14%	\$8,705	\$18,867	\$18,867
94	90000100683	SVC8000	MISCELLANEOUS ITEMS (EA)	Miscellaneous Equipment	\$24	\$3	\$21	84	46.14%	\$8,419	\$18,247	\$18,247
95	90000104230	SVC8000	GENERAL PLANT > \$20,000	Miscellaneous Equipment	\$365	\$51	\$325	84	46.14%	\$25,461	\$55,182	\$55,182
96	TXFER00099	SVC8000	MISCELLANEOUS ITEMS (EA)	Miscellaneous Equipment	\$1,396	\$198	\$1,253	84	46.14%	\$169,576	\$367,531	\$367,531
97	TXFER00099	SVC8000	KITCHEN EQUIPMENT	Miscellaneous Equipment	\$53	\$5	\$51	84	46.14%	\$4,031	\$8,736	\$8,736
98	TXFER00099	SVC8000	MISCELLANEOUS ITEMS (EA)	Miscellaneous Equipment	\$23	\$3	\$21	84	46.14%	\$2,744	\$5,947	\$5,947
99	TXFER00099	SVC8000	MISCELLANEOUS ITEMS (EA)	Miscellaneous Equipment	\$54	\$8	\$50	84	46.14%	\$6,518	\$14,126	\$14,126
100	TXFER00099	SVC8000	MISCELLANEOUS ITEMS (EA)	Miscellaneous Equipment	\$59	\$8	\$52	84	46.14%	\$26,599	\$57,649	\$57,649
101	TXFER00099	SVC8000	MISCELLANEOUS ITEMS (EA)	Miscellaneous Equipment	\$203	\$30	\$190	84	46.14%	\$24,680	\$53,489	\$53,489
102	TXFER00099	SVC8000	FORK LIFT TRUCK	Miscellaneous Equipment	\$436	\$65	\$408	84	46.14%	\$52,952	\$114,767	\$114,767
103	TXFER00099	SVC8000	MISCELLANEOUS ITEMS (EA)	Miscellaneous Equipment	\$112	\$17	\$105	84	46.14%	\$5,352	\$11,601	\$11,601
104	TXFER00099	SVC8000	MISCELLANEOUS ITEMS (EA)	Miscellaneous Equipment	\$24	\$4	\$22	84	46.14%	\$11,131	\$24,451	\$24,451
105	TXFER00099	SVC8000	MISCELLANEOUS ITEMS (EA)	Miscellaneous Equipment	\$83	\$12	\$79	84	46.14%	\$10,130	\$21,955	\$21,955
106	TXFER00099	SVC8000	OFFICE EQUIPMENT	Miscellaneous Equipment	\$7	\$1	\$6	84	46.14%	\$790	\$1,711	\$1,711
107	TXFER00099	SVC8000	OFFICE EQUIPMENT	Miscellaneous Equipment	\$246	\$39	\$244	84	41.71%	\$10,574	\$24,694	\$24,694
108	90000117719	SVC8000	GENERAL PLANT \$20,000 OR >	Miscellaneous Equipment								

THE NARRAGANSETT ELECTRIC COMPANY
d/b/a NATIONAL GRID
RIPUC Docket Nos. 4770/4780
Compliance Attachment 3
Workpaper 6f
Page 10 of 60

The Narragansett Electric Company d/b/a National Grid
Service Company Remits
Service Company Capital for Facilities allocated to Operating Companies as Rent Expense
For the Rate Year ended August 31, 2021

Line	Work order	estimation N:	Project Description	Account Description	Average Balance	Cash Tax	09/01/2020 Balance	08/31/2021 Balance	Average Balance	Book Tax	Cash to Book Tax Difference	Return on Accum Taxes
55	ITXFER00099	SVG8000	LABORATORY EQUIPMENT (EA)	Laboratory Equipment	\$1,008	\$3,007	\$1,008	\$1,008	\$1,008	\$3,007	\$0	\$0
56	ITXFER00099	SVG8000	LABORATORY EQUIPMENT (EA)	Laboratory Equipment	\$21,599	\$5,901	\$21,599	\$21,599	\$21,599	\$5,901	\$0	\$0
57	ITXFER00099	SVG8000	LABORATORY EQUIPMENT (EA)	Laboratory Equipment	\$7,219	\$1,972	\$7,219	\$7,219	\$7,219	\$1,972	\$0	\$0
58	ITXFER00099	SVG8000	LABORATORY EQUIPMENT (EA)	Laboratory Equipment	\$684	\$187	\$684	\$684	\$684	\$187	\$0	\$0
59	ITXFER00099	SVG8000	LABORATORY EQUIPMENT (EA)	Laboratory Equipment	\$5,326	\$1,455	\$5,326	\$5,326	\$5,326	\$1,455	\$0	\$0
60	ITXFER00099	SVG8000	LABORATORY EQUIPMENT (EA)	Laboratory Equipment	\$33,331	\$9,106	\$33,331	\$33,331	\$33,331	\$9,106	\$0	\$0
61	ITXFER00099	SVG8000	HIX Old Country Rd. Bldg	Land and Land Rights	\$145,055	\$39,629	\$145,055	\$145,055	\$145,055	\$39,629	\$0	\$0
62	ITXFER00099	SVG8000	HIX Old Country Rd. Bldg	Land and Land Rights	\$854,945	\$233,571	\$854,945	\$854,945	\$854,945	\$233,571	\$0	\$0
63	ITXFER00099	SVG8000	KITCHEN EQUIPMENT	Miscellaneous Equipment	\$1,239	\$339	\$1,239	\$1,239	\$1,239	\$339	\$0	\$0
64	ITXFER00099	SVG8000	RECREATION EQUIPMENT & FACILITIES (Miscellaneous Equipment	\$93,468	\$25,535	\$93,468	\$93,468	\$93,468	\$25,535	\$0	\$0
65	ITXFER00099	SVG8000	HOSPITAL EQUIPMENT (EA)	Miscellaneous Equipment	\$3,178	\$868	\$3,178	\$3,178	\$3,178	\$868	\$0	\$0
66	ITXFER00099	SVG8000	KITCHEN EQUIPMENT	Miscellaneous Equipment	\$4,514	\$1,233	\$4,514	\$4,514	\$4,514	\$1,233	\$0	\$0
67	ITXFER00099	SVG8000	KITCHEN EQUIPMENT	Miscellaneous Equipment	\$531	\$145	\$531	\$531	\$531	\$145	\$0	\$0
68	ITXFER00099	SVG8000	HOSPITAL EQUIPMENT (EA)	Miscellaneous Equipment	\$19,839	\$5,420	\$19,839	\$19,839	\$19,839	\$5,420	\$0	\$0
69	ITXFER00099	SVG8000	HOSPITAL EQUIPMENT (EA)	Miscellaneous Equipment	\$13,868	\$3,789	\$13,868	\$13,868	\$13,868	\$3,789	\$0	\$0
70	ITXFER00099	SVG8000	KITCHEN EQUIPMENT	Miscellaneous Equipment	\$7,151	\$1,954	\$7,151	\$7,151	\$7,151	\$1,954	\$0	\$0
71	ITXFER00099	SVG8000	REST OR LOUNGE ROOM EQUIPMENT (EA)	Miscellaneous Equipment	\$4,023	\$1,099	\$4,023	\$4,023	\$4,023	\$1,099	\$0	\$0
72	ITXFER00099	SVG8000	KITCHEN EQUIPMENT	Miscellaneous Equipment	\$2,208	\$603	\$2,208	\$2,208	\$2,208	\$603	\$0	\$0
73	ITXFER00099	SVG8000	KITCHEN EQUIPMENT	Miscellaneous Equipment	\$515	\$141	\$515	\$515	\$515	\$141	\$0	\$0
74	ITXFER00099	SVG8000	MISCELLANEOUS ITEMS (EA)	Miscellaneous Equipment	\$8,663	\$2,367	\$8,663	\$8,663	\$8,663	\$2,367	\$0	\$0
75	ITXFER00099	SVG8000	MISCELLANEOUS ITEMS (EA)	Miscellaneous Equipment	\$8,117	\$2,218	\$8,117	\$8,117	\$8,117	\$2,218	\$0	\$0
76	ITXFER00099	SVG8000	MISCELLANEOUS ITEMS (EA)	Miscellaneous Equipment	\$24,031	\$6,565	\$24,031	\$24,031	\$24,031	\$6,565	\$0	\$0
77	ITXFER00099	SVG8000	MISCELLANEOUS ITEMS (EA)	Miscellaneous Equipment	\$9,848	\$2,690	\$9,848	\$9,848	\$9,848	\$2,690	\$0	\$0
78	ITXFER00099	SVG8000	MISCELLANEOUS ITEMS (EA)	Miscellaneous Equipment	\$1,140	\$311	\$1,140	\$1,140	\$1,140	\$311	\$0	\$0
79	ITXFER00099	SVG8000	MISCELLANEOUS ITEMS (EA)	Miscellaneous Equipment	\$4,000	\$1,093	\$4,000	\$4,000	\$4,000	\$1,093	\$0	\$0
80	ITXFER00099	SVG8000	MISCELLANEOUS ITEMS (EA)	Miscellaneous Equipment	\$5,576	\$1,523	\$5,576	\$5,576	\$5,576	\$1,523	\$0	\$0
81	ITXFER00099	SVG8000	MISCELLANEOUS ITEMS (EA)	Miscellaneous Equipment	\$8,684	\$2,373	\$8,684	\$8,684	\$8,684	\$2,373	\$0	\$0
82	ITXFER00099	SVG8000	MISCELLANEOUS ITEMS (EA)	Miscellaneous Equipment	\$2,300	\$628	\$2,300	\$2,300	\$2,300	\$628	\$0	\$0
83	ITXFER00099	SVG8000	MISCELLANEOUS ITEMS (EA)	Miscellaneous Equipment	\$2,759	\$754	\$2,759	\$2,759	\$2,759	\$754	\$0	\$0
84	ITXFER00099	SVG8000	MISCELLANEOUS ITEMS (EA)	Miscellaneous Equipment	\$1,000	\$273	\$1,000	\$1,000	\$1,000	\$273	\$0	\$0
85	ITXFER00099	SVG8000	MISCELLANEOUS ITEMS (EA)	Miscellaneous Equipment	\$30,825	\$8,422	\$30,825	\$30,825	\$30,825	\$8,422	\$0	\$0
86	ITXFER00099	SVG8000	MISCELLANEOUS ITEMS (EA)	Miscellaneous Equipment	\$70,912	\$19,373	\$70,912	\$70,912	\$70,912	\$19,373	\$0	\$0
87	ITXFER00099	SVG8000	MISCELLANEOUS ITEMS (EA)	Miscellaneous Equipment	\$1,345	\$367	\$1,345	\$1,345	\$1,345	\$367	\$0	\$0
88	ITXFER00099	SVG8000	MISCELLANEOUS ITEMS (EA)	Miscellaneous Equipment	\$41,201	\$11,256	\$41,201	\$41,201	\$41,201	\$11,256	\$0	\$0
89	ITXFER00099	SVG8000	OFFICE MECHANICAL EQUIPMENT (EA)	Miscellaneous Equipment	\$4,904	\$1,340	\$4,904	\$4,904	\$4,904	\$1,340	\$0	\$0
90	ITXFER00099	SVG8000	MISCELLANEOUS ITEMS (EA)	Miscellaneous Equipment	\$11,299	\$3,087	\$11,299	\$11,299	\$11,299	\$3,087	\$0	\$0
91	ITXFER00099	SVG8000	MISCELLANEOUS ITEMS (EA)	Miscellaneous Equipment	\$3,433	\$938	\$3,433	\$3,433	\$3,433	\$938	\$0	\$0
92	ITXFER00099	SVG8000	MISCELLANEOUS ITEMS (EA)	Miscellaneous Equipment	\$16,993	\$4,643	\$16,993	\$16,993	\$16,993	\$4,643	\$0	\$0
93	9000092476	SVG8000	KITCHEN EQUIPMENT	Miscellaneous Equipment	\$38,273	\$10,456	\$38,273	\$38,273	\$38,273	\$10,456	\$0	\$0
94	90000100683	SVG8000	MISCELLANEOUS ITEMS (EA)	Miscellaneous Equipment	\$18,867	\$5,154	\$18,867	\$18,867	\$18,867	\$5,154	\$43	\$4
95	90000100683	SVG8000	MISCELLANEOUS ITEMS (EA)	Miscellaneous Equipment	\$18,247	\$4,985	\$18,247	\$18,247	\$18,095	\$4,942	\$42	\$3
96	90000104230	SVG8000	GENERAL PLANT > \$20,000	Miscellaneous Equipment	\$55,182	\$15,076	\$50,583	\$55,182	\$52,883	\$14,448	\$628	\$52
97	ITXFER00099	SVG8000	MISCELLANEOUS ITEMS (EA)	Miscellaneous Equipment	\$361,531	\$100,410	\$324,653	\$361,406	\$343,029	\$93,716	\$6,694	\$551
98	ITXFER00099	SVG8000	KITCHEN EQUIPMENT	Miscellaneous Equipment	\$8,756	\$2,387	\$7,154	\$8,008	\$7,571	\$2,068	\$318	\$26
99	ITXFER00099	SVG8000	MISCELLANEOUS ITEMS (EA)	Miscellaneous Equipment	\$5,947	\$1,625	\$4,857	\$5,154	\$4,857	\$1,408	\$217	\$18
100	ITXFER00099	SVG8000	MISCELLANEOUS ITEMS (EA)	Miscellaneous Equipment	\$14,126	\$3,859	\$11,536	\$12,949	\$12,242	\$3,345	\$515	\$42
101	ITXFER00099	SVG8000	MISCELLANEOUS ITEMS (EA)	Miscellaneous Equipment	\$57,649	\$15,750	\$47,080	\$52,845	\$49,963	\$13,650	\$2,100	\$173
102	ITXFER00099	SVG8000	FORK LIFT TRUCK	Miscellaneous Equipment	\$14,613	\$4,327	\$43,237	\$48,586	\$45,912	\$12,543	\$2,070	\$170
103	ITXFER00099	SVG8000	MISCELLANEOUS ITEMS (EA)	Miscellaneous Equipment	\$114,767	\$31,354	\$92,770	\$104,246	\$98,508	\$26,912	\$4,442	\$366
104	ITXFER00099	SVG8000	MISCELLANEOUS ITEMS (EA)	Miscellaneous Equipment	\$1,601	\$316	\$9,377	\$10,537	\$9,957	\$2,720	\$449	\$37
105	ITXFER00099	SVG8000	MISCELLANEOUS ITEMS (EA)	Miscellaneous Equipment	\$2,451	\$670	\$1,981	\$2,226	\$2,104	\$575	\$95	\$8
106	ITXFER00099	SVG8000	OFFICE EQUIPMENT	Miscellaneous Equipment	\$21,955	\$5,998	\$17,381	\$19,576	\$18,479	\$5,048	\$950	\$78
107	ITXFER00099	SVG8000	OFFICE EQUIPMENT	Miscellaneous Equipment	\$1,711	\$468	\$1,355	\$1,526	\$1,440	\$394	\$74	\$6
108	9000011719	SVG8000	GENERAL PLANT \$20,000 OR >	Miscellaneous Equipment	\$23,024	\$6,836	\$17,747	\$20,283	\$19,015	\$5,195	\$1,642	\$135

THE NARRAGANSETT ELECTRIC COMPANY
d/b/a NATIONAL GRID
RIPUC Docket Nos. 4770/4780
Compliance Attachment 3
Workpaper 6f
Page 11 of 60

The Narragansett Electric Company d/b/a National Grid
Service Company Reints
Service Company Capital for Facilities allocated to Operating Companies as Rent Expense
For the Rate Year ended August 31, 2021

Line	Work order	estm	estm N:	Project Description	Account Description	Bill Pool	In Service Date	Amortizati on Period	Inception to Date \$	Adjustments	HTY Spend
109	90000136212	SVC8000	MISCELLANEOUS ITEMS (EA)	Miscellaneous Equipment	Miscellaneous Equipment	J139	03/01/14	120	\$69,561	\$0	\$69,561
110	90000133467	SVC8000	KITCHEN EQUIPMENT	Miscellaneous Equipment	Miscellaneous Equipment	G012	11/01/15	120	\$2,967	\$0	\$2,967
111	90000116440	SVC8000	GENERAL PLANT > \$20,000	Miscellaneous Equipment	Miscellaneous Equipment	G012	12/01/15	120	\$356,485	\$0	\$356,485
112	90000166608	SVC8000	MISCELLANEOUS ITEMS (EA)	Miscellaneous Equipment	Miscellaneous Equipment	J139	12/01/15	120	\$10,213	\$0	\$10,213
113	ITXPER00099	SVC8000	OFFICE FURNITURE	Office Furniture and Equipment	Office Furniture and Equipment	J114	07/01/91	120	\$26,761	\$0	\$26,761
114	ITXPER00099	SVC8000	OFFICE FURNITURE	Office Furniture and Equipment	Office Furniture and Equipment	J135	07/01/91	120	\$448	\$0	\$448
115	ITXPER00099	SVC8000	OFFICE FURNITURE	Office Furniture and Equipment	Office Furniture and Equipment	J114	07/01/91	120	\$4,882	\$0	\$4,882
116	ITXPER00099	SVC8000	OFFICE FURNITURE	Office Furniture and Equipment	Office Furniture and Equipment	J114	07/01/92	120	\$2,616	\$0	\$2,616
117	ITXPER00099	SVC8000	OFFICE FURNITURE	Office Furniture and Equipment	Office Furniture and Equipment	J139	07/01/92	120	\$648	\$0	\$648
118	ITXPER00099	SVC8000	OFFICE FURNITURE	Office Furniture and Equipment	Office Furniture and Equipment	J114	07/01/93	120	\$21,634	\$0	\$21,634
119	ITXPER00099	SVC8000	OFFICE FURNITURE	Office Furniture and Equipment	Office Furniture and Equipment	J135	07/01/93	120	\$184,339	\$0	\$184,339
120	ITXPER00099	SVC8000	OFFICE FURNITURE	Office Furniture and Equipment	Office Furniture and Equipment	J139	07/01/93	120	\$959	\$0	\$959
121	ITXPER00099	SVC8000	OFFICE FURNITURE	Office Furniture and Equipment	Office Furniture and Equipment	J114	07/01/94	120	\$365	\$0	\$365
122	ITXPER00099	SVC8000	OFFICE FURNITURE	Office Furniture and Equipment	Office Furniture and Equipment	J135	07/01/95	120	\$3,329	\$0	\$3,329
123	ITXPER00099	SVC8000	OFFICE FURNITURE	Office Furniture and Equipment	Office Furniture and Equipment	J135	07/01/98	120	\$92,977	\$0	\$92,977
124	ITXPER00099	SVC8000	OFFICE FURNITURE	Office Furniture and Equipment	Office Furniture and Equipment	J139	10/31/03	120	\$1,434	\$0	\$1,434
125	ITXPER00099	SVC8000	OFFICE MECHANICAL EQUIPMENT (EA)	Office Furniture and Equipment	Office Furniture and Equipment	J139	04/30/04	120	\$885	\$0	\$885
126	ITXPER00099	SVC8000	OFFICE FURNITURE	Office Furniture and Equipment	Office Furniture and Equipment	J139	08/31/04	120	\$1,727	\$0	\$1,727
127	ITXPER00099	SVC8000	OFFICE MECHANICAL EQUIPMENT (EA)	Office Furniture and Equipment	Office Furniture and Equipment	J139	11/16/04	120	\$8,266	\$0	\$8,266
128	ITXPER00099	SVC8000	OFFICE MECHANICAL EQUIPMENT (EA)	Office Furniture and Equipment	Office Furniture and Equipment	J139	12/31/04	120	\$1,385	\$0	\$1,385
129	ITXPER00099	SVC8000	OFFICE EQUIPMENT	Office Furniture and Equipment	Office Furniture and Equipment	J139	05/01/06	120	\$7,507	\$0	\$7,507
130	ITXPER00099	SVC8000	OFFICE MECHANICAL EQUIPMENT (EA)	Office Furniture and Equipment	Office Furniture and Equipment	J139	05/01/06	120	\$808	\$0	\$808
131	ITXPER00099	SVC8000	MISCELLANEOUS ITEMS (EA)	Office Furniture and Equipment	Office Furniture and Equipment	J139	07/01/06	120	\$868	\$0	\$868
132	ITXPER00099	SVC8000	OFFICE MECHANICAL EQUIPMENT (EA)	Office Furniture and Equipment	Office Furniture and Equipment	J139	07/01/06	120	\$896	\$0	\$896
133	ITXPER00099	SVC8000	PC & MISC COMPUTER EQUIPMENT	Office Furniture and Equipment	Office Furniture and Equipment	J139	07/01/06	120	\$733	\$0	\$733
134	ITXPER00099	SVC8000	OFFICE MECHANICAL EQUIPMENT (EA)	Office Furniture and Equipment	Office Furniture and Equipment	J139	02/01/07	120	\$1,523	\$0	\$1,523
135	ITXPER00099	SVC8000	OFFICE EQUIPMENT	Office Furniture and Equipment	Office Furniture and Equipment	J139	10/01/07	120	\$822	\$0	\$822
136	ITXPER00099	SVC8000	OFFICE MECHANICAL EQUIPMENT (EA)	Office Furniture and Equipment	Office Furniture and Equipment	J139	10/01/07	120	\$1,333	\$0	\$1,333
137	ITXPER00099	SVC8000	PC & MISC COMPUTER EQUIPMENT	Office Furniture and Equipment	Office Furniture and Equipment	J139	10/01/07	120	\$1,278	\$0	\$1,278
138	ITXPER00099	SVC8000	OFFICE MECHANICAL EQUIPMENT (EA)	Office Furniture and Equipment	Office Furniture and Equipment	J063	10/01/07	120	\$1,986	\$0	\$1,986
139	ITXPER00099	SVC8000	OFFICE FURNITURE	Office Furniture and Equipment	Office Furniture and Equipment	J139	11/01/07	120	\$1,113	\$0	\$1,113
140	ITXPER00099	SVC8000	OFFICE MECHANICAL EQUIPMENT (EA)	Office Furniture and Equipment	Office Furniture and Equipment	J139	11/01/07	120	\$3,029	\$0	\$3,029
141	ITXPER00099	SVC8000	OFFICE EQUIPMENT	Office Furniture and Equipment	Office Furniture and Equipment	J139	05/01/08	120	\$4,828	\$0	\$4,828
142	ITXPER00099	SVC8000	OFFICE FURNITURE	Office Furniture and Equipment	Office Furniture and Equipment	J139	05/01/08	120	\$4,771	\$0	\$4,771
143	ITXPER00099	SVC8000	OFFICE EQUIPMENT	Office Furniture and Equipment	Office Furniture and Equipment	J135	09/01/08	120	\$27,414	\$0	\$27,414
144	ITXPER00099	SVC8000	OFFICE FURNITURE	Office Furniture and Equipment	Office Furniture and Equipment	J139	09/01/08	120	\$26,343	\$0	\$26,343
145	ITXPER00099	SVC8000	OFFICE FURNITURE	Office Furniture and Equipment	Office Furniture and Equipment	J063	09/01/08	120	\$13,923	\$0	\$13,923
146	90000092476	SVC8000	OFFICE EQUIPMENT	Office Furniture and Equipment	Office Furniture and Equipment	J063	09/01/09	120	\$1,060,027	\$0	\$1,060,027
147	90000092476	SVC8000	OFFICE FURNITURE	Office Furniture and Equipment	Office Furniture and Equipment	J063	09/01/09	120	\$10,049,373	\$0	\$10,049,373
148	ITXPER00099	SVC8000	PC & MISC COMPUTER EQUIPMENT	Office Furniture and Equipment	Office Furniture and Equipment	J139	01/30/10	120	\$10,284	\$0	\$10,284
149	ITXPER00099	SVC8000	PC & MISC COMPUTER EQUIPMENT	Office Furniture and Equipment	Office Furniture and Equipment	J139	02/28/10	120	\$5,043	\$0	\$5,043
150	90000092476	SVC8000	OFFICE FURNITURE	Office Furniture and Equipment	Office Furniture and Equipment	J063	03/01/10	120	\$3,700,194	\$0	\$3,700,194
151	90000092476	SVC8000	OFFICE FURNITURE	Office Furniture and Equipment	Office Furniture and Equipment	J063	03/01/10	120	\$1,421,224	\$0	\$1,421,224
152	ITXPER00099	SVC8000	OFFICE FURNITURE	Office Furniture and Equipment	Office Furniture and Equipment	J139	05/01/10	120	\$6,178	\$0	\$6,178
153	ITXPER00099	SVC8000	PC & MISC COMPUTER EQUIPMENT	Office Furniture and Equipment	Office Furniture and Equipment	J012	07/01/10	120	\$794,589	\$0	\$794,589
154	90000096381	SVC8000	PC & MISC COMPUTER EQUIPMENT	Office Furniture and Equipment	Office Furniture and Equipment	J139	11/30/10	120	\$554	\$0	\$554
155	90000096494	SVC8000	PC & MISC COMPUTER EQUIPMENT	Office Furniture and Equipment	Office Furniture and Equipment	G012	12/01/10	120	\$110,181	\$0	\$110,181
156	90000096494	SVC8000	GENERAL PLANT \$20,000 OR >	Office Furniture and Equipment	Office Furniture and Equipment	G012	12/01/10	120	\$1510,991	\$0	\$1,510,991
157	90000099322	SVC8000	PC & MISC COMPUTER EQUIPMENT	Office Furniture and Equipment	Office Furniture and Equipment	G012	12/01/10	120	\$872,089	\$0	\$872,089
158	90000099323	SVC8000	PC & MISC COMPUTER EQUIPMENT	Office Furniture and Equipment	Office Furniture and Equipment	G012	12/01/10	120	\$1,273	\$0	\$1,273
159	ITXPER00099	SVC8000	PC & MISC COMPUTER EQUIPMENT	Office Furniture and Equipment	Office Furniture and Equipment	J139	04/30/11	120	\$1,876,588	\$0	\$1,876,588
160	90000104063	SVC8000	PC & MISC COMPUTER EQUIPMENT	Office Furniture and Equipment	Office Furniture and Equipment	G012	07/01/11	120	\$692,618	\$0	\$692,618
161	90000098663	SVC8000	PC & MISC COMPUTER EQUIPMENT	Office Furniture and Equipment	Office Furniture and Equipment	G012	09/01/11	120	\$1,231,084	\$0	\$1,231,084
162	90000098710	SVC8000	PC & MISC COMPUTER EQUIPMENT	Office Furniture and Equipment	Office Furniture and Equipment	G012	09/01/11	120	\$1,231,084	\$0	\$1,231,084

THE NARRAGANSETT ELECTRIC COMPANY
d/b/a NATIONAL GRID
RIPUC Docket Nos. 4770/4780
Compliance Attachment 3
Workpaper 6f
Page 12 of 60

The Narragansett Electric Company d/b/a National Grid
Service Company Reimb
Service Company Capital for Facilities allocated to Operating Companies as Rent Expense
For the Rate Year ended August 31, 2021

09/01/2020 08/31/2021 8.23000%

Line	Work order	Investment N°	Project Description	Account Description	NECO	09/01/2020 Balance	08/31/2021 Balance	Average Balance	Service Co Return	Year Return	Return on Accum Taxes
109	90000136212	SVG8000	MISCELLANEOUS ITEMS (EA)	Miscellaneous Equipment	YES	\$24,346	\$17,890	\$20,868	8.23%	\$1,717	(\$449)
110	90000133467	SVG8000	KITCHEN EQUIPMENT	Miscellaneous Equipment	YES	\$1,533	\$1,236	\$1,384	8.23%	\$14	(\$25)
111	90000116440	SVG8000	GENERAL PLANT > \$20,000	Miscellaneous Equipment	YES	\$187,155	\$151,506	\$169,330	8.23%	\$13,936	(\$3,068)
112	90000166608	SVG8000	MISCELLANEOUS ITEMS (EA)	Miscellaneous Equipment	YES	\$5,362	\$4,340	\$4,851	8.23%	\$390	(\$88)
113	TXFER000099	SVG8000	OFFICE FURNITURE	Office Furniture and Equipment	NO	\$0	\$0	\$0	8.23%	\$0	\$0
114	TXFER000099	SVG8000	OFFICE FURNITURE	Office Furniture and Equipment	YES	\$0	\$0	\$0	8.23%	\$0	\$0
115	TXFER000099	SVG8000	OFFICE FURNITURE	Office Furniture and Equipment	NO	\$0	\$0	\$0	8.23%	\$0	\$0
116	TXFER000099	SVG8000	OFFICE FURNITURE	Office Furniture and Equipment	NO	\$0	\$0	\$0	8.23%	\$0	\$0
117	TXFER000099	SVG8000	OFFICE FURNITURE	Office Furniture and Equipment	YES	\$0	\$0	\$0	8.23%	\$0	\$0
118	TXFER000099	SVG8000	OFFICE FURNITURE	Office Furniture and Equipment	NO	\$0	\$0	\$0	8.23%	\$0	\$0
119	TXFER000099	SVG8000	OFFICE FURNITURE	Office Furniture and Equipment	YES	\$0	\$0	\$0	8.23%	\$0	\$0
120	TXFER000099	SVG8000	OFFICE FURNITURE	Office Furniture and Equipment	YES	\$0	\$0	\$0	8.23%	\$0	\$0
121	TXFER000099	SVG8000	OFFICE FURNITURE	Office Furniture and Equipment	NO	\$0	\$0	\$0	8.23%	\$0	\$0
122	TXFER000099	SVG8000	OFFICE FURNITURE	Office Furniture and Equipment	YES	\$0	\$0	\$0	8.23%	\$0	\$0
123	TXFER000099	SVG8000	OFFICE FURNITURE	Office Furniture and Equipment	YES	\$0	\$0	\$0	8.23%	\$0	\$0
124	TXFER000099	SVG8000	OFFICE FURNITURE	Office Furniture and Equipment	YES	\$0	\$0	\$0	8.23%	\$0	\$0
125	TXFER000099	SVG8000	OFFICE MECHANICAL EQUIPMENT (EA)	Office Furniture and Equipment	YES	\$0	\$0	\$0	8.23%	\$0	\$0
126	TXFER000099	SVG8000	OFFICE FURNITURE	Office Furniture and Equipment	YES	\$0	\$0	\$0	8.23%	\$0	\$0
127	TXFER000099	SVG8000	OFFICE MECHANICAL EQUIPMENT (EA)	Office Furniture and Equipment	YES	\$0	\$0	\$0	8.23%	\$0	\$0
128	TXFER000099	SVG8000	OFFICE MECHANICAL EQUIPMENT (EA)	Office Furniture and Equipment	YES	\$0	\$0	\$0	8.23%	\$0	\$0
129	TXFER000099	SVG8000	OFFICE EQUIPMENT	Office Furniture and Equipment	YES	\$0	\$0	\$0	8.23%	\$0	\$0
130	TXFER000099	SVG8000	OFFICE MECHANICAL EQUIPMENT (EA)	Office Furniture and Equipment	YES	\$0	\$0	\$0	8.23%	\$0	\$0
131	TXFER000099	SVG8000	MISCELLANEOUS ITEMS (EA)	Office Furniture and Equipment	YES	\$0	\$0	\$0	8.23%	\$0	\$0
132	TXFER000099	SVG8000	OFFICE MECHANICAL EQUIPMENT (EA)	Office Furniture and Equipment	YES	\$0	\$0	\$0	8.23%	\$0	\$0
133	TXFER000099	SVG8000	PC & MISC COMPUTER EQUIPMENT	Office Furniture and Equipment	YES	\$0	\$0	\$0	8.23%	\$0	\$0
134	TXFER000099	SVG8000	OFFICE MECHANICAL EQUIPMENT (EA)	Office Furniture and Equipment	YES	\$0	\$0	\$0	8.23%	\$0	\$0
135	TXFER000099	SVG8000	OFFICE EQUIPMENT	Office Furniture and Equipment	YES	\$0	\$0	\$0	8.23%	\$0	\$0
136	TXFER000099	SVG8000	OFFICE MECHANICAL EQUIPMENT (EA)	Office Furniture and Equipment	YES	\$0	\$0	\$0	8.23%	\$0	\$0
137	TXFER000099	SVG8000	PC & MISC COMPUTER EQUIPMENT (EA)	Office Furniture and Equipment	YES	\$0	\$0	\$0	8.23%	\$0	\$0
138	TXFER000099	SVG8000	OFFICE MECHANICAL EQUIPMENT (EA)	Office Furniture and Equipment	YES	\$0	\$0	\$0	8.23%	\$0	\$0
139	TXFER000099	SVG8000	OFFICE FURNITURE	Office Furniture and Equipment	YES	\$0	\$0	\$0	8.23%	\$0	\$0
140	TXFER000099	SVG8000	OFFICE MECHANICAL EQUIPMENT (EA)	Office Furniture and Equipment	YES	\$0	\$0	\$0	8.23%	\$0	\$0
141	TXFER000099	SVG8000	OFFICE EQUIPMENT	Office Furniture and Equipment	YES	\$0	\$0	\$0	8.23%	\$0	\$0
142	TXFER000099	SVG8000	OFFICE FURNITURE	Office Furniture and Equipment	YES	\$0	\$0	\$0	8.23%	\$0	\$0
143	TXFER000099	SVG8000	OFFICE EQUIPMENT	Office Furniture and Equipment	YES	\$0	\$0	\$0	8.23%	\$0	\$0
144	TXFER000099	SVG8000	OFFICE FURNITURE	Office Furniture and Equipment	YES	\$0	\$0	\$0	8.23%	\$0	\$0
145	TXFER000099	SVG8000	OFFICE FURNITURE	Office Furniture and Equipment	YES	\$0	\$0	\$0	8.23%	\$0	\$0
146	90000092476	SVG8000	OFFICE EQUIPMENT	Office Furniture and Equipment	YES	\$0	\$0	\$0	8.23%	\$0	\$0
147	90000092476	SVG8000	OFFICE FURNITURE	Office Furniture and Equipment	YES	\$0	\$0	\$0	8.23%	\$0	\$0
148	TXFER000099	SVG8000	PC & MISC COMPUTER EQUIPMENT	Office Furniture and Equipment	YES	\$0	\$0	\$0	8.23%	\$0	\$0
149	TXFER000099	SVG8000	PC & MISC COMPUTER EQUIPMENT	Office Furniture and Equipment	YES	\$0	\$0	\$0	8.23%	\$0	\$0
150	90000092476	SVG8000	OFFICE EQUIPMENT	Office Furniture and Equipment	YES	\$0	\$0	\$0	8.23%	\$0	\$0
151	90000092476	SVG8000	OFFICE FURNITURE	Office Furniture and Equipment	YES	\$0	\$0	\$0	8.23%	\$0	\$0
152	TXFER000099	SVG8000	OFFICE FURNITURE	Office Furniture and Equipment	YES	\$0	\$0	\$0	8.23%	\$0	\$0
153	TXFER000099	SVG8000	PC & MISC COMPUTER EQUIPMENT	Office Furniture and Equipment	YES	\$0	\$0	\$0	8.23%	\$0	\$0
154	90000096381	SVG8000	PC & MISC COMPUTER EQUIPMENT	Office Furniture and Equipment	YES	\$14	\$0	\$7	8.23%	\$1	(\$0)
155	90000096494	SVG8000	PC & MISC COMPUTER EQUIPMENT	Office Furniture and Equipment	YES	\$2,755	\$0	\$1,377	8.23%	\$113	(\$31)
156	90000096494	SVG8000	GENERAL PLANT \$20,000 OR >	Office Furniture and Equipment	YES	\$37,775	\$0	\$18,887	8.23%	\$1,554	(\$425)
157	90000099322	SVG8000	PC & MISC COMPUTER EQUIPMENT	Office Furniture and Equipment	YES	\$21,802	\$0	\$10,901	8.23%	\$897	(\$245)
158	90000099323	SVG8000	PC & MISC COMPUTER EQUIPMENT	Office Furniture and Equipment	YES	\$85	\$0	\$42	8.23%	\$3	(\$1)
159	TXFER000099	SVG8000	PC & MISC COMPUTER EQUIPMENT	Office Furniture and Equipment	YES	\$156,382	\$0	\$78,191	8.23%	\$6,435	(\$1,758)
160	90000104063	SVG8000	PC & MISC COMPUTER EQUIPMENT	Office Furniture and Equipment	YES	\$69,262	\$0	\$34,631	8.23%	\$2,850	(\$779)
161	90000098663	SVG8000	PC & MISC COMPUTER EQUIPMENT	Office Furniture and Equipment	YES	\$123,108	\$0	\$61,554	8.23%	\$5,066	(\$1,384)
162	90000098710	SVG8000	PC & MISC COMPUTER EQUIPMENT	Office Furniture and Equipment	YES	\$0	\$0	\$0	8.23%	\$0	\$0

THE NARRAGANSETT ELECTRIC COMPANY
d/b/a NATIONAL GRID
RIPUC Docket Nos. 4770/4780
Compliance Attachment 3
Workpaper 6f
Page 13 of 60

The Narragansett Electric Company d/b/a National Grid
Service Company Rents
Service Company Capital for Facilities allocated to Operating Companies as Rent Expense
For the Rate Year ended August 31, 2021

Gas

Line	Work order	est	N:	Project Description	Account Description	Total Return	Year	Amortization	NECO G	Allocation	NECO G	Rent-Return	NECO G	Rent -	Depr	Test Year	NECO G	Distribution	Allocation	Test Year	NECO G	Rent Return																															
																							109	110	111	112	113	114	115	116	117	118	119	120	121	122	123	124	125	126	127	128	129	130	131	132	133	134	135	136	137	138	139
109	90000136212			MISCELLANEOUS ITEMS (EA)	Miscellaneous Equipment	\$1,269		\$6,956	1.5316%	\$19		\$107		\$3		3.7985%						\$48																															
110	90000133467			KITCHEN EQUIPMENT	Miscellaneous Equipment	\$89		\$297	1.5316%	\$1		\$5		\$3		3.7985%						\$0																															
111	90000116440			GENERAL PLANT > \$20,000	Miscellaneous Equipment	\$10,868		\$35,648	2.8497%	\$310		\$1016		\$909		8.3686%						\$0																															
112	90000166608			MISCELLANEOUS ITEMS (EA)	Miscellaneous Equipment	\$311		\$1,021	1.5316%	\$5		\$16		\$12		3.7985%						\$0																															
113	1TXFER00099			OFFICE FURNITURE	Office Furniture and Equipment	\$0		\$0	0.0000%	\$0		\$0		\$0		0.0000%						\$0																															
114	1TXFER00099			OFFICE FURNITURE	Office Furniture and Equipment	\$0		\$0	0.0000%	\$0		\$0		\$0		0.0000%						\$0																															
115	1TXFER00099			OFFICE FURNITURE	Office Furniture and Equipment	\$0		\$0	0.0000%	\$0		\$0		\$0		0.0000%						\$0																															
116	1TXFER00099			OFFICE FURNITURE	Office Furniture and Equipment	\$0		\$0	0.0000%	\$0		\$0		\$0		0.0000%						\$0																															
117	1TXFER00099			OFFICE FURNITURE	Office Furniture and Equipment	\$0		\$0	0.0000%	\$0		\$0		\$0		0.0000%						\$0																															
118	1TXFER00099			OFFICE FURNITURE	Office Furniture and Equipment	\$0		\$0	0.0000%	\$0		\$0		\$0		0.0000%						\$0																															
119	1TXFER00099			OFFICE FURNITURE	Office Furniture and Equipment	\$0		\$0	0.0000%	\$0		\$0		\$0		0.0000%						\$0																															
120	1TXFER00099			OFFICE FURNITURE	Office Furniture and Equipment	\$0		\$0	0.0000%	\$0		\$0		\$0		0.0000%						\$0																															
121	1TXFER00099			OFFICE FURNITURE	Office Furniture and Equipment	\$0		\$0	0.0000%	\$0		\$0		\$0		0.0000%						\$0																															
122	1TXFER00099			OFFICE FURNITURE	Office Furniture and Equipment	\$0		\$0	0.0000%	\$0		\$0		\$0		0.0000%						\$0																															
123	1TXFER00099			OFFICE FURNITURE	Office Furniture and Equipment	\$0		\$0	0.0000%	\$0		\$0		\$0		0.0000%						\$0																															
124	1TXFER00099			OFFICE FURNITURE	Office Furniture and Equipment	\$0		\$0	0.0000%	\$0		\$0		\$0		0.0000%						\$0																															
125	1TXFER00099			OFFICE MECHANICAL EQUIPMENT (EA)	Office Furniture and Equipment	\$0		\$0	0.0000%	\$0		\$0		\$0		0.0000%						\$0																															
126	1TXFER00099			OFFICE FURNITURE	Office Furniture and Equipment	\$0		\$0	0.0000%	\$0		\$0		\$0		0.0000%						\$0																															
127	1TXFER00099			OFFICE MECHANICAL EQUIPMENT (EA)	Office Furniture and Equipment	\$0		\$0	0.0000%	\$0		\$0		\$0		0.0000%						\$0																															
128	1TXFER00099			OFFICE MECHANICAL EQUIPMENT (EA)	Office Furniture and Equipment	\$0		\$0	0.0000%	\$0		\$0		\$0		0.0000%						\$0																															
129	1TXFER00099			OFFICE EQUIPMENT	Office Furniture and Equipment	\$0		\$0	0.0000%	\$0		\$0		\$0		0.0000%						\$0																															
130	1TXFER00099			OFFICE MECHANICAL EQUIPMENT (EA)	Office Furniture and Equipment	\$0		\$0	0.0000%	\$0		\$0		\$0		0.0000%						\$0																															
131	1TXFER00099			MISCELLANEOUS ITEMS (EA)	Office Furniture and Equipment	\$0		\$0	0.0000%	\$0		\$0		\$0		0.0000%						\$0																															
132	1TXFER00099			OFFICE MECHANICAL EQUIPMENT (EA)	Office Furniture and Equipment	\$0		\$0	0.0000%	\$0		\$0		\$0		0.0000%						\$0																															
133	1TXFER00099			PC & MISC COMPUTER EQUIPMENT	Office Furniture and Equipment	\$0		\$0	0.0000%	\$0		\$0		\$0		0.0000%						\$0																															
134	1TXFER00099			OFFICE MECHANICAL EQUIPMENT (EA)	Office Furniture and Equipment	\$0		\$0	0.0000%	\$0		\$0		\$0		0.0000%						\$0																															
135	1TXFER00099			OFFICE EQUIPMENT	Office Furniture and Equipment	\$0		\$0	0.0000%	\$0		\$0		\$0		0.0000%						\$0																															
136	1TXFER00099			OFFICE MECHANICAL EQUIPMENT (EA)	Office Furniture and Equipment	\$0		\$0	0.0000%	\$0		\$0		\$0		0.0000%						\$0																															
137	1TXFER00099			PC & MISC COMPUTER EQUIPMENT	Office Furniture and Equipment	\$0		\$0	0.0000%	\$0		\$0		\$0		0.0000%						\$0																															
138	1TXFER00099			OFFICE MECHANICAL EQUIPMENT (EA)	Office Furniture and Equipment	\$0		\$0	0.0000%	\$0		\$0		\$0		0.0000%						\$0																															
139	1TXFER00099			OFFICE FURNITURE	Office Furniture and Equipment	\$0		\$0	0.0000%	\$0		\$0		\$0		0.0000%						\$0																															
140	1TXFER00099			OFFICE MECHANICAL EQUIPMENT (EA)	Office Furniture and Equipment	\$0		\$0	0.0000%	\$0		\$0		\$0		0.0000%						\$0																															
141	1TXFER00099			OFFICE EQUIPMENT	Office Furniture and Equipment	\$0		\$0	0.0000%	\$0		\$0		\$0		0.0000%						\$0																															
142	1TXFER00099			OFFICE FURNITURE	Office Furniture and Equipment	\$0		\$0	0.0000%	\$0		\$0		\$0		0.0000%						\$0																															
143	1TXFER00099			OFFICE EQUIPMENT	Office Furniture and Equipment	\$0		\$0	0.0000%	\$0		\$0		\$0		0.0000%						\$0																															
144	1TXFER00099			OFFICE FURNITURE	Office Furniture and Equipment	\$0		\$0	0.0000%	\$0		\$0		\$0		0.0000%						\$0																															
145	1TXFER00099			OFFICE FURNITURE	Office Furniture and Equipment	\$0		\$0	0.0000%	\$0		\$0		\$0		0.0000%						\$0																															
146	9000092476			OFFICE EQUIPMENT	Office Furniture and Equipment	\$0		\$0	0.0000%	\$0		\$0		\$0		0.0000%						\$0																															
147	9000092476			OFFICE FURNITURE	Office Furniture and Equipment	\$0		\$0	0.0000%	\$0		\$0		\$0		0.0000%						\$0																															
148	1TXFER00099			PC & MISC COMPUTER EQUIPMENT	Office Furniture and Equipment	\$0		\$0	0.0000%	\$0		\$0		\$0		0.0000%						\$0																															
149	1TXFER00099			PC & MISC COMPUTER EQUIPMENT	Office Furniture and Equipment	\$0		\$0	0.0000%	\$0		\$0		\$0		0.0000%						\$0																															
150	9000092476			OFFICE EQUIPMENT	Office Furniture and Equipment	\$0		\$0	0.0000%	\$0		\$0		\$0		0.0000%						\$0																															
151	9000092476			OFFICE FURNITURE	Office Furniture and Equipment	\$0		\$0	0.0000%	\$0		\$0		\$0		0.0000%						\$0																															
152	1TXFER00099			OFFICE FURNITURE	Office Furniture and Equipment	\$0		\$0	0.0000%	\$0		\$0		\$0		0.0000%						\$0																															
153	1TXFER00099			PC & MISC COMPUTER EQUIPMENT	Office Furniture and Equipment	\$0		\$0	0.0000%	\$0		\$0		\$0		0.0000%						\$0																															
154	9000096381			PC & MISC COMPUTER EQUIPMENT	Office Furniture and Equipment	\$0		\$0	0.0000%	\$0		\$0		\$0		0.0000%						\$0																															
155	1TXFER00099			PC & MISC COMPUTER EQUIPMENT	Office Furniture and Equipment	\$0		\$14	1.5316%	\$0		\$0		\$0		3.7985%						\$0																															
156	9000096494			GENERAL PLANT \$20,000 OR >	Office Furniture and Equipment	\$82		\$2,755	2.8497%	\$78		\$78		\$7		8.3686%						\$0																															
157	9000099322			PC & MISC COMPUTER EQUIPMENT	Office Furniture and Equipment	\$1,130		\$37,775	2.8497%	\$32		\$1,076		\$95		8.3686%						\$0																															
158	9000099323			PC & MISC COMPUTER EQUIPMENT	Office Furniture and Equipment	\$652		\$21,802	2.8497%	\$19		\$621		\$55		8.3686%						\$0																															
159	1TXFER00099			PC & MISC COMPUTER EQUIPMENT	Office Furniture and Equipment	\$3		\$85	1.5316%	\$1		\$1		\$0		3.7985%						\$0																															
160	90000104063			PC & MISC COMPUTER EQUIPMENT	Office Furniture and Equipment	\$4,677		\$156,382	2.8497%	\$133		\$4,456		\$391		8.3686%						\$0																															
161	9000098663			PC & MISC COMPUTER EQUIPMENT	Office Furniture and Equipment	\$2,071		\$69,262	2.8497%	\$59		\$1,974		\$173		8.3686%						\$0																															
162	9000098710			PC & MISC COMPUTER EQUIPMENT	Office Furniture and Equipment	\$3,682		\$123,108	2.8497%	\$105		\$5,508		\$308		8.3686%						\$0																															

The Narragansett Electric Company d/b/a National Grid
Service Company Rents
Service Company Capital for Facilities allocated to Operating Companies as Rent Expense
For the Rate Year ended August 31, 2021

Distribution

09/01/20

08/31/21

Line	Work order	Statement N:	Project Description	Account Description	Test Year Rent Depreciation	Less IFA Salary & Wage Allocator	Total	Amortization Period	Bonus Rate	Bonus Depreciation	09/01/20 Balance	08/31/2021 Balance
109	90000136212	SVC8000	MISCELLANEOUS ITEMS (EA)	Miscellaneous Equipment	\$264	\$43	\$270	84	41.71%	\$29,011	\$67,752	\$69,561
110	90000133467	SVC8000	KITCHEN EQUIPMENT	Miscellaneous Equipment	\$11	\$2	\$13	84	48.32%	\$1,434	\$2,625	\$2,761
111	90000116440	SVC8000	GENERAL PLANT > \$20,000	Miscellaneous Equipment	\$2,826	\$510	\$3,225	84	48.32%	\$172,262	\$315,385	\$331,818
112	90000166608	SVC8000	MISCELLANEOUS ITEMS (EA)	Miscellaneous Equipment	\$39	\$7	\$44	84	48.32%	\$4,935	\$9,035	\$9,506
113	1TXFER00099	SVC8000	OFFICE FURNITURE	Office Furniture and Equipment	\$0	\$0	\$0	84	0.00%	\$0	\$26,761	\$26,761
114	1TXFER00099	SVC8000	OFFICE FURNITURE	Office Furniture and Equipment	\$0	\$0	\$0	84	0.00%	\$0	\$448	\$448
115	1TXFER00099	SVC8000	OFFICE FURNITURE	Office Furniture and Equipment	\$0	\$0	\$0	84	0.00%	\$0	\$4,882	\$4,882
116	1TXFER00099	SVC8000	OFFICE FURNITURE	Office Furniture and Equipment	\$0	\$0	\$0	84	0.00%	\$0	\$2,616	\$2,616
117	1TXFER00099	SVC8000	OFFICE FURNITURE	Office Furniture and Equipment	\$0	\$0	\$0	84	0.00%	\$0	\$648	\$648
118	1TXFER00099	SVC8000	OFFICE FURNITURE	Office Furniture and Equipment	\$0	\$0	\$0	84	0.00%	\$0	\$21,634	\$21,634
119	1TXFER00099	SVC8000	OFFICE FURNITURE	Office Furniture and Equipment	\$0	\$0	\$0	84	0.00%	\$0	\$184,339	\$184,339
120	1TXFER00099	SVC8000	OFFICE FURNITURE	Office Furniture and Equipment	\$0	\$0	\$0	84	0.00%	\$0	\$959	\$959
121	1TXFER00099	SVC8000	OFFICE FURNITURE	Office Furniture and Equipment	\$0	\$0	\$0	84	0.00%	\$0	\$365	\$365
122	1TXFER00099	SVC8000	OFFICE FURNITURE	Office Furniture and Equipment	\$0	\$0	\$0	84	0.00%	\$0	\$3,329	\$3,329
123	1TXFER00099	SVC8000	OFFICE FURNITURE	Office Furniture and Equipment	\$0	\$0	\$0	84	0.00%	\$0	\$92,977	\$92,977
124	1TXFER00099	SVC8000	OFFICE FURNITURE	Office Furniture and Equipment	\$0	\$0	\$0	84	46.14%	\$662	\$1,434	\$1,434
125	1TXFER00099	SVC8000	OFFICE MECHANICAL EQUIPMENT (EA)	Office Furniture and Equipment	\$0	\$0	\$0	84	46.14%	\$408	\$885	\$885
126	1TXFER00099	SVC8000	OFFICE FURNITURE	Office Furniture and Equipment	\$0	\$0	\$0	84	46.14%	\$797	\$1,727	\$1,727
127	1TXFER00099	SVC8000	OFFICE MECHANICAL EQUIPMENT (EA)	Office Furniture and Equipment	\$0	\$0	\$0	84	46.14%	\$3,814	\$8,266	\$8,266
128	1TXFER00099	SVC8000	OFFICE MECHANICAL EQUIPMENT (EA)	Office Furniture and Equipment	\$0	\$0	\$0	84	46.14%	\$639	\$1,385	\$1,385
129	1TXFER00099	SVC8000	OFFICE EQUIPMENT	Office Furniture and Equipment	\$0	\$0	\$0	84	46.14%	\$3,464	\$7,507	\$7,507
130	1TXFER00099	SVC8000	OFFICE MECHANICAL EQUIPMENT (EA)	Office Furniture and Equipment	\$0	\$0	\$0	84	46.14%	\$373	\$808	\$808
131	1TXFER00099	SVC8000	MISCELLANEOUS ITEMS (EA)	Office Furniture and Equipment	\$0	\$0	\$0	84	46.14%	\$401	\$868	\$868
132	1TXFER00099	SVC8000	OFFICE MECHANICAL EQUIPMENT (EA)	Office Furniture and Equipment	\$0	\$0	\$0	84	46.14%	\$413	\$896	\$896
133	1TXFER00099	SVC8000	PC & MISC COMPUTER EQUIPMENT	Office Furniture and Equipment	\$0	\$0	\$0	84	46.14%	\$338	\$733	\$733
134	1TXFER00099	SVC8000	OFFICE MECHANICAL EQUIPMENT (EA)	Office Furniture and Equipment	\$0	\$0	\$0	84	46.14%	\$703	\$1,523	\$1,523
135	1TXFER00099	SVC8000	OFFICE EQUIPMENT	Office Furniture and Equipment	\$0	\$0	\$0	84	46.14%	\$822	\$822	\$822
136	1TXFER00099	SVC8000	OFFICE MECHANICAL EQUIPMENT (EA)	Office Furniture and Equipment	\$0	\$0	\$0	84	46.14%	\$615	\$1,333	\$1,333
137	1TXFER00099	SVC8000	PC & MISC COMPUTER EQUIPMENT	Office Furniture and Equipment	\$0	\$0	\$0	84	46.14%	\$589	\$1,278	\$1,278
138	1TXFER00099	SVC8000	OFFICE MECHANICAL EQUIPMENT (EA)	Office Furniture and Equipment	\$0	\$0	\$0	84	46.14%	\$916	\$1,986	\$1,986
139	1TXFER00099	SVC8000	OFFICE FURNITURE	Office Furniture and Equipment	\$0	\$0	\$0	84	46.14%	\$514	\$1,113	\$1,113
140	1TXFER00099	SVC8000	OFFICE MECHANICAL EQUIPMENT (EA)	Office Furniture and Equipment	\$0	\$0	\$0	84	46.14%	\$1,397	\$3,029	\$3,029
141	1TXFER00099	SVC8000	OFFICE EQUIPMENT	Office Furniture and Equipment	\$0	\$0	\$0	84	46.14%	\$2,227	\$4,828	\$4,828
142	1TXFER00099	SVC8000	OFFICE FURNITURE	Office Furniture and Equipment	\$0	\$0	\$0	84	46.14%	\$2,201	\$4,771	\$4,771
143	1TXFER00099	SVC8000	OFFICE EQUIPMENT	Office Furniture and Equipment	\$0	\$0	\$0	84	46.14%	\$12,649	\$27,414	\$27,414
144	1TXFER00099	SVC8000	OFFICE FURNITURE	Office Furniture and Equipment	\$0	\$0	\$0	84	46.14%	\$12,154	\$26,343	\$26,343
145	1TXFER00099	SVC8000	OFFICE FURNITURE	Office Furniture and Equipment	\$0	\$0	\$0	84	46.14%	\$6,424	\$13,923	\$13,923
146	90000092476	SVC8000	OFFICE EQUIPMENT	Office Furniture and Equipment	\$0	\$0	\$0	84	46.14%	\$489,089	\$1,060,027	\$1,060,027
147	90000092476	SVC8000	OFFICE FURNITURE	Office Furniture and Equipment	\$0	\$0	\$0	84	46.14%	\$4,636,707	\$10,049,373	\$10,049,373
148	1TXFER00099	SVC8000	PC & MISC COMPUTER EQUIPMENT	Office Furniture and Equipment	\$0	\$0	\$0	84	46.14%	\$4,745	\$10,284	\$10,284
149	90000092476	SVC8000	PC & MISC COMPUTER EQUIPMENT	Office Furniture and Equipment	\$0	\$0	\$0	84	46.14%	\$2,327	\$5,043	\$5,043
150	90000092476	SVC8000	OFFICE EQUIPMENT	Office Furniture and Equipment	\$0	\$0	\$0	84	46.14%	\$1,707,242	\$3,700,194	\$3,700,194
151	90000092476	SVC8000	OFFICE FURNITURE	Office Furniture and Equipment	\$0	\$0	\$0	84	46.14%	\$655,742	\$1,421,224	\$1,421,224
152	1TXFER00099	SVC8000	OFFICE FURNITURE	Office Furniture and Equipment	\$0	\$0	\$0	84	46.14%	\$2,850	\$6,178	\$6,178
153	1TXFER00099	SVC8000	PC & MISC COMPUTER EQUIPMENT	Office Furniture and Equipment	\$0	\$0	\$0	84	46.14%	\$12,57	\$2,725	\$2,725
154	90000096381	SVC8000	PC & MISC COMPUTER EQUIPMENT	Office Furniture and Equipment	\$0	\$0	\$0	84	46.14%	\$366,617	\$794,589	\$794,589
155	1TXFER00099	SVC8000	PC & MISC COMPUTER EQUIPMENT	Office Furniture and Equipment	\$1	\$0	\$1	84	46.14%	\$26	\$54	\$54
156	90000096494	SVC8000	GENERAL PLANT \$20,000 OR >	Office Furniture and Equipment	\$218	\$31	\$194	84	46.14%	\$50,837	\$110,181	\$110,181
157	90000099322	SVC8000	PC & MISC COMPUTER EQUIPMENT	Office Furniture and Equipment	\$2,994	\$422	\$667	84	46.14%	\$697,160	\$1,510,991	\$1,510,991
158	90000099323	SVC8000	PC & MISC COMPUTER EQUIPMENT	Office Furniture and Equipment	\$1,728	\$244	\$1,559	84	46.14%	\$402,375	\$872,089	\$872,089
159	1TXFER00099	SVC8000	PC & MISC COMPUTER EQUIPMENT	Office Furniture and Equipment	\$3	\$0	\$3	84	46.14%	\$587	\$1,273	\$1,273
160	90000104063	SVC8000	PC & MISC COMPUTER EQUIPMENT	Office Furniture and Equipment	\$12,397	\$1,747	\$11,041	84	46.14%	\$865,844	\$1,876,588	\$1,876,588
161	90000098663	SVC8000	PC & MISC COMPUTER EQUIPMENT	Office Furniture and Equipment	\$5,490	\$774	\$4,890	84	46.14%	\$319,569	\$692,618	\$692,618
162	90000098710	SVC8000	PC & MISC COMPUTER EQUIPMENT	Office Furniture and Equipment	\$9,759	\$1,375	\$8,692	84	46.14%	\$568,013	\$1,231,084	\$1,231,084

THE NARRAGANSETT ELECTRIC COMPANY
d/b/a NATIONAL GRID
RIPUC Docket Nos. 4770/4780
Compliance Attachment 3
Workpaper 6f
Page 15 of 60

The Narragansett Electric Company d/b/a National Grid
Service Company Reimbursements
Service Company Capital for Facilities allocated to Operating Companies as Rent Expense
For the Rate Year ended August 31, 2021

Line	Work order	estm Nt	Project Description	Account Description	Average Balance	Cash Tax	09/01/2020 Balance	08/31/2021 Balance	Average Balance	Book Tax	Cash to Book Tax Difference	Return on Accum Taxes
109	90000156212	SV8000	MISCELLANEOUS ITEMS (EA)	Miscellaneous Equipment	\$68,656	\$18,757	\$45,214	\$52,170	\$48,692	\$13,303	\$5,454	\$449
110	90000153467	SV8000	KITCHEN EQUIPMENT	Miscellaneous Equipment	\$2,693	\$736	\$1,454	\$1,731	\$1,582	\$432	\$303	\$25
111	9000016440	SV8000	GENERAL PLANT > \$20,000	Miscellaneous Equipment	\$23,601	\$88,408	\$169,330	\$204,979	\$187,155	\$51,131	\$37,277	\$3,068
112	90000166608	SV8000	MISCELLANEOUS ITEMS (EA)	Miscellaneous Equipment	\$9,271	\$2,533	\$4,851	\$5,872	\$5,362	\$1,465	\$1,068	\$88
113	ITXPER00099	SV8000	OFFICE FURNITURE	Office Furniture and Equipment	\$26,761	\$7,311	\$26,761	\$26,761	\$26,761	\$7,311	\$0	\$0
114	ITXPER00099	SV8000	OFFICE FURNITURE	Office Furniture and Equipment	\$448	\$122	\$448	\$448	\$448	\$122	\$0	\$0
115	ITXPER00099	SV8000	OFFICE FURNITURE	Office Furniture and Equipment	\$4,882	\$1,334	\$4,882	\$4,882	\$4,882	\$1,334	\$0	\$0
116	ITXPER00099	SV8000	OFFICE FURNITURE	Office Furniture and Equipment	\$2,616	\$715	\$2,616	\$2,616	\$2,616	\$715	\$0	\$0
117	ITXPER00099	SV8000	OFFICE FURNITURE	Office Furniture and Equipment	\$648	\$177	\$648	\$648	\$648	\$177	\$0	\$0
118	ITXPER00099	SV8000	OFFICE FURNITURE	Office Furniture and Equipment	\$21,634	\$5,910	\$21,634	\$21,634	\$21,634	\$5,910	\$0	\$0
119	ITXPER00099	SV8000	OFFICE FURNITURE	Office Furniture and Equipment	\$184,339	\$50,361	\$184,339	\$184,339	\$184,339	\$50,361	\$0	\$0
120	ITXPER00099	SV8000	OFFICE FURNITURE	Office Furniture and Equipment	\$959	\$262	\$959	\$959	\$959	\$262	\$0	\$0
121	ITXPER00099	SV8000	OFFICE FURNITURE	Office Furniture and Equipment	\$3,329	\$909	\$3,329	\$3,329	\$3,329	\$909	\$0	\$0
122	ITXPER00099	SV8000	OFFICE FURNITURE	Office Furniture and Equipment	\$92,977	\$25,401	\$92,977	\$92,977	\$92,977	\$25,401	\$0	\$0
123	ITXPER00099	SV8000	OFFICE FURNITURE	Office Furniture and Equipment	\$885	\$242	\$885	\$885	\$885	\$242	\$0	\$0
124	ITXPER00099	SV8000	OFFICE FURNITURE	Office Furniture and Equipment	\$1,727	\$472	\$1,727	\$1,727	\$1,727	\$472	\$0	\$0
125	ITXPER00099	SV8000	OFFICE MECHANICAL EQUIPMENT (EA)	Office Furniture and Equipment	\$8,266	\$2,258	\$8,266	\$8,266	\$8,266	\$2,258	\$0	\$0
126	ITXPER00099	SV8000	OFFICE FURNITURE	Office Furniture and Equipment	\$1,385	\$378	\$1,385	\$1,385	\$1,385	\$378	\$0	\$0
127	ITXPER00099	SV8000	OFFICE MECHANICAL EQUIPMENT (EA)	Office Furniture and Equipment	\$7,507	\$2,051	\$7,507	\$7,507	\$7,507	\$2,051	\$0	\$0
128	ITXPER00099	SV8000	OFFICE MECHANICAL EQUIPMENT (EA)	Office Furniture and Equipment	\$808	\$221	\$808	\$808	\$808	\$221	\$0	\$0
129	ITXPER00099	SV8000	OFFICE MECHANICAL EQUIPMENT (EA)	Office Furniture and Equipment	\$868	\$237	\$868	\$868	\$868	\$237	\$0	\$0
130	ITXPER00099	SV8000	MISCELLANEOUS ITEMS (EA)	Office Furniture and Equipment	\$896	\$245	\$896	\$896	\$896	\$245	\$0	\$0
131	ITXPER00099	SV8000	OFFICE MECHANICAL EQUIPMENT (EA)	Office Furniture and Equipment	\$733	\$200	\$733	\$733	\$733	\$200	\$0	\$0
132	ITXPER00099	SV8000	PC & MISC COMPUTER EQUIPMENT	Office Furniture and Equipment	\$1,523	\$416	\$1,523	\$1,523	\$1,523	\$416	\$0	\$0
133	ITXPER00099	SV8000	OFFICE MECHANICAL EQUIPMENT (EA)	Office Furniture and Equipment	\$822	\$225	\$822	\$822	\$822	\$225	\$0	\$0
134	ITXPER00099	SV8000	OFFICE MECHANICAL EQUIPMENT (EA)	Office Furniture and Equipment	\$1,333	\$364	\$1,333	\$1,333	\$1,333	\$364	\$0	\$0
135	ITXPER00099	SV8000	OFFICE MECHANICAL EQUIPMENT (EA)	Office Furniture and Equipment	\$1,278	\$349	\$1,278	\$1,278	\$1,278	\$349	\$0	\$0
136	ITXPER00099	SV8000	OFFICE MECHANICAL EQUIPMENT (EA)	Office Furniture and Equipment	\$1,986	\$543	\$1,986	\$1,986	\$1,986	\$543	\$0	\$0
137	ITXPER00099	SV8000	PC & MISC COMPUTER EQUIPMENT	Office Furniture and Equipment	\$1,113	\$304	\$1,113	\$1,113	\$1,113	\$304	\$0	\$0
138	ITXPER00099	SV8000	OFFICE MECHANICAL EQUIPMENT (EA)	Office Furniture and Equipment	\$3,029	\$827	\$3,029	\$3,029	\$3,029	\$827	\$0	\$0
139	ITXPER00099	SV8000	OFFICE FURNITURE	Office Furniture and Equipment	\$4,828	\$1,319	\$4,828	\$4,828	\$4,828	\$1,319	\$0	\$0
140	ITXPER00099	SV8000	OFFICE MECHANICAL EQUIPMENT (EA)	Office Furniture and Equipment	\$27,414	\$7,490	\$27,414	\$27,414	\$27,414	\$7,490	\$0	\$0
141	ITXPER00099	SV8000	OFFICE FURNITURE	Office Furniture and Equipment	\$26,343	\$7,197	\$26,343	\$26,343	\$26,343	\$7,197	\$0	\$0
142	ITXPER00099	SV8000	OFFICE FURNITURE	Office Furniture and Equipment	\$13,923	\$3,804	\$13,923	\$13,923	\$13,923	\$3,804	\$0	\$0
143	ITXPER00099	SV8000	OFFICE FURNITURE	Office Furniture and Equipment	\$1,060,027	\$289,599	\$1,060,027	\$1,060,027	\$1,060,027	\$289,599	\$0	\$0
144	ITXPER00099	SV8000	OFFICE FURNITURE	Office Furniture and Equipment	\$10,049,373	\$2,745,489	\$10,049,373	\$10,049,373	\$10,049,373	\$2,745,489	\$0	\$0
145	9000092376	SV8000	OFFICE FURNITURE	Office Furniture and Equipment	\$10,284	\$2,809	\$10,284	\$10,284	\$10,284	\$2,809	\$0	\$0
146	ITXPER00099	SV8000	PC & MISC COMPUTER EQUIPMENT	Office Furniture and Equipment	\$5,043	\$1,378	\$5,043	\$5,043	\$5,043	\$1,378	\$0	\$0
147	ITXPER00099	SV8000	OFFICE EQUIPMENT	Office Furniture and Equipment	\$3,700,194	\$1,010,893	\$3,700,194	\$3,700,194	\$3,700,194	\$1,010,893	\$0	\$0
148	9000092476	SV8000	OFFICE FURNITURE	Office Furniture and Equipment	\$1,421,224	\$388,278	\$1,421,224	\$1,421,224	\$1,421,224	\$388,278	\$0	\$0
149	ITXPER00099	SV8000	OFFICE FURNITURE	Office Furniture and Equipment	\$6,178	\$1,688	\$6,178	\$6,178	\$6,178	\$1,688	\$0	\$0
150	ITXPER00099	SV8000	PC & MISC COMPUTER EQUIPMENT	Office Furniture and Equipment	\$2,725	\$744	\$2,725	\$2,725	\$2,725	\$744	\$0	\$0
151	9000092476	SV8000	PC & MISC COMPUTER EQUIPMENT	Office Furniture and Equipment	\$794,589	\$217,082	\$794,589	\$794,589	\$794,589	\$217,082	\$0	\$0
152	ITXPER00099	SV8000	PC & MISC COMPUTER EQUIPMENT	Office Furniture and Equipment	\$554	\$151	\$554	\$554	\$554	\$151	\$2	\$0
153	9000096381	SV8000	PC & MISC COMPUTER EQUIPMENT	Office Furniture and Equipment	\$110,181	\$30,102	\$110,181	\$110,181	\$110,181	\$30,102	\$376	\$51
154	9000096494	SV8000	GENERAL PLANT \$20,000 OR >	Office Furniture and Equipment	\$1,510,991	\$412,803	\$1,510,991	\$1,510,991	\$1,510,991	\$412,803	\$5,160	\$425
155	9000099322	SV8000	PC & MISC COMPUTER EQUIPMENT	Office Furniture and Equipment	\$872,089	\$238,255	\$872,089	\$872,089	\$872,089	\$238,255	\$2,978	\$245
156	9000099323	SV8000	PC & MISC COMPUTER EQUIPMENT	Office Furniture and Equipment	\$1,273	\$348	\$1,273	\$1,273	\$1,273	\$348	\$12	\$1
157	ITXPER00099	SV8000	PC & MISC COMPUTER EQUIPMENT	Office Furniture and Equipment	\$1,876,588	\$512,684	\$1,876,588	\$1,876,588	\$1,876,588	\$512,684	\$21,362	\$1,758
158	ITXPER00099	SV8000	PC & MISC COMPUTER EQUIPMENT	Office Furniture and Equipment	\$692,618	\$189,223	\$692,618	\$692,618	\$692,618	\$189,223	\$9,461	\$779
159	90000104063	SV8000	PC & MISC COMPUTER EQUIPMENT	Office Furniture and Equipment	\$1,231,084	\$336,332	\$1,231,084	\$1,231,084	\$1,231,084	\$336,332	\$16,817	\$1,384
160	9000098663	SV8000	PC & MISC COMPUTER EQUIPMENT	Office Furniture and Equipment								
161	9000098710	SV8000	PC & MISC COMPUTER EQUIPMENT	Office Furniture and Equipment								
162	9000098710	SV8000	PC & MISC COMPUTER EQUIPMENT	Office Furniture and Equipment								

8.23%

27.32%

08/31/21

09/01/20

27.32%

08/31/21

09/01/20

27.32%

08/31/21

09/01/20

27.32%

THE NARRAGANSETT ELECTRIC COMPANY
d/b/a NATIONAL GRID
RIPUC Docket Nos. 4770/4780
Compliance Attachment 3
Workpaper 6f
Page 16 of 60

The Narragansett Electric Company d/b/a National Grid
Service Company Reints
Service Company Capital for Facilities allocated to Operating Companies as Rent Expense
For the Rate Year ended August 31, 2021

Line	Work order	estm	Project Description	Account Description	Bill Pool	In Service Date	Amortizati on Period	Inception to Date \$	Adjustments	HTY Spend
163	90000105262	SVC8000	PC & MISC COMPUTER EQUIPMENT	Office Furniture and Equipment	G012	09/01/11	120	\$3,334,420	\$0	\$3,334,420
164	90000104123	SVC8000	PC & MISC COMPUTER EQUIPMENT	Office Furniture and Equipment	G012	10/01/11	120	\$6,680	\$0	\$6,680
165	90000104180	SVC8000	PC & MISC COMPUTER EQUIPMENT	Office Furniture and Equipment	G012	10/01/11	120	\$4,659	\$0	\$4,659
166	ITXPER00099	SVC8000	OFFICE EQUIPMENT	Office Furniture and Equipment	J139	10/30/11	120	\$1,446	\$0	\$1,446
167	ITXPER00099	SVC8000	PC & MISC COMPUTER EQUIPMENT	Office Furniture and Equipment	J139	10/30/11	120	\$83,833	\$0	\$83,833
168	ITXPER00099	SVC8000	PC & MISC COMPUTER EQUIPMENT	Office Furniture and Equipment	J139	11/30/11	120	\$1,959	\$0	\$1,959
169	90000096390	SVC8000	PC & MISC COMPUTER EQUIPMENT	Office Furniture and Equipment	G012	12/01/11	120	\$1,676,102	\$0	\$1,676,102
170	ITXPER00099	SVC8000	OFFICE FURNITURE	Office Furniture and Equipment	J139	01/01/12	120	\$14,177	\$0	\$14,177
171	90000095532	SVC8000	PC & MISC COMPUTER EQUIPMENT	Office Furniture and Equipment	G012	02/01/12	120	\$517,010	\$0	\$517,010
172	90000098376	SVC8000	PC & MISC COMPUTER EQUIPMENT	Office Furniture and Equipment	G012	03/01/12	120	\$51,126	\$0	\$51,126
173	90000103784	SVC8000	PC & MISC COMPUTER EQUIPMENT	Office Furniture and Equipment	G012	03/01/12	120	\$828,258	\$0	\$828,258
174	90000107088	SVC8000	PC & MISC COMPUTER EQUIPMENT	Office Furniture and Equipment	G012	03/01/12	120	\$1,093,094	\$0	\$1,093,094
175	90000098786	SVC8000	PC & MISC COMPUTER EQUIPMENT	Office Furniture and Equipment	G012	04/01/12	120	\$24,681	\$0	\$24,681
176	90000098934	SVC8000	OFFICE FURNITURE	Office Furniture and Equipment	G012	04/01/12	120	\$10,620	\$0	\$10,620
177	90000098934	SVC8000	PC & MISC COMPUTER EQUIPMENT	Office Furniture and Equipment	G012	04/01/12	120	\$10,620	\$0	\$10,620
178	90000104088	SVC8000	PC & MISC COMPUTER EQUIPMENT	Office Furniture and Equipment	G012	06/01/12	120	\$264,686	\$0	\$264,686
179	ITXPER00099	SVC8000	OFFICE EQUIPMENT	Office Furniture and Equipment	J139	07/01/12	120	\$23,963	\$0	\$23,963
180	ITXPER00099	SVC8000	OFFICE FURNITURE	Office Furniture and Equipment	J139	07/01/12	120	\$30,388	\$0	\$30,388
181	ITXPER00099	SVC8000	PC & MISC COMPUTER EQUIPMENT	Office Furniture and Equipment	J139	07/01/12	120	\$144,374	\$0	\$144,374
182	ITXPER00099	SVC8000	PC & MISC COMPUTER EQUIPMENT	Office Furniture and Equipment	J139	07/16/12	120	\$15,451	\$0	\$15,451
183	ITXPER00099	SVC8000	OFFICE EQUIPMENT	Office Furniture and Equipment	J139	08/01/12	120	\$9,497	\$0	\$9,497
184	ITXPER00099	SVC8000	PC & MISC COMPUTER EQUIPMENT	Office Furniture and Equipment	J139	08/01/12	120	\$6,380	\$0	\$6,380
185	ITXPER00099	SVC8000	PC & MISC COMPUTER EQUIPMENT	Office Furniture and Equipment	J139	08/01/12	120	\$967	\$0	\$967
186	ITXPER00099	SVC8000	OFFICE EQUIPMENT	Office Furniture and Equipment	J139	08/01/12	120	\$79,317	\$0	\$79,317
187	90000104110	SVC8000	PC & MISC COMPUTER EQUIPMENT	Office Furniture and Equipment	G012	09/01/12	120	\$145,066	\$0	\$145,066
188	ITXPER00099	SVC8000	PC & MISC COMPUTER EQUIPMENT	Office Furniture and Equipment	J139	10/01/12	120	\$7,754	\$0	\$7,754
189	90000106246	SVC8000	PC & MISC COMPUTER EQUIPMENT	Office Furniture and Equipment	G012	10/01/12	120	\$146,505	\$0	\$146,505
190	90000097849	SVC8000	OFFICE FURNITURE	Office Furniture and Equipment	G012	11/01/12	120	\$63,793	\$0	\$63,793
191	90000124286	SVC8000	OFFICE EQUIPMENT	Office Furniture and Equipment	J139	06/01/13	120	\$2,181	\$0	\$2,181
192	90000124286	SVC8000	OFFICE FURNITURE	Office Furniture and Equipment	J139	06/01/13	120	\$31,222	\$0	\$31,222
193	90000125044	SVC8000	OFFICE EQUIPMENT	Office Furniture and Equipment	J139	07/01/13	120	\$5,336	\$0	\$5,336
194	90000124284	SVC8000	OFFICE FURNITURE	Office Furniture and Equipment	J139	10/01/13	120	\$162,133	\$0	\$162,133
195	90000129327	SVC8000	OFFICE EQUIPMENT	Office Furniture and Equipment	J139	10/01/13	120	\$33,751	\$0	\$33,751
196	90000130956	SVC8000	OFFICE FURNITURE	Office Furniture and Equipment	J139	10/01/13	120	\$32,844	\$0	\$32,844
197	90000131807	SVC8000	OFFICE EQUIPMENT	Office Furniture and Equipment	J139	10/01/13	120	\$81,731	\$0	\$81,731
198	90000131767	SVC8000	OFFICE FURNITURE	Office Furniture and Equipment	J063	11/01/13	120	\$11,355	\$0	\$11,355
199	90000133949	SVC8000	OFFICE FURNITURE	Office Furniture and Equipment	J063	11/01/13	120	\$6,396	\$0	\$6,396
200	90000124274	SVC8000	OFFICE EQUIPMENT	Office Furniture and Equipment	J139	02/01/14	120	\$2,444	\$0	\$2,444
201	90000124274	SVC8000	OFFICE FURNITURE	Office Furniture and Equipment	J139	02/01/14	120	\$54,909	\$0	\$54,909
202	90000103771	SVC8000	PC & MISC COMPUTER EQUIPMENT	Office Furniture and Equipment	G012	04/01/14	120	\$241,230	\$0	\$241,230
203	90000140593	SVC8000	OFFICE FURNITURE	Office Furniture and Equipment	J139	07/01/14	120	\$45,242	\$0	\$45,242
204	90000111026	SVC8000	PC & MISC COMPUTER EQUIPMENT	Office Furniture and Equipment	G012	08/01/14	120	\$86,459	\$0	\$86,459
205	90000128241	SVC8000	OFFICE FURNITURE	Office Furniture and Equipment	J139	08/01/14	120	\$706,421	\$0	\$706,421
206	90000140143	SVC8000	OFFICE FURNITURE	Office Furniture and Equipment	G012	08/01/14	120	\$274,180	\$0	\$274,180
207	90000099327	SVC8000	OFFICE FURNITURE	Office Furniture and Equipment	G012	10/01/14	120	\$45,050	\$0	\$45,050
208	90000111311	SVC8000	OFFICE FURNITURE	Office Furniture and Equipment	G012	10/01/14	120	\$44,636	\$0	\$44,636
209	90000143624	SVC8000	OFFICE FURNITURE	Office Furniture and Equipment	J063	11/01/14	120	\$27,341	\$0	\$27,341
210	90000146687	SVC8000	OFFICE EQUIPMENT	Office Furniture and Equipment	J139	12/01/14	120	\$18,483	\$0	\$18,483
211	90000114690	SVC8000	PC & MISC COMPUTER EQUIPMENT	Office Furniture and Equipment	G012	03/01/15	120	\$1,483,732	\$0	\$1,483,732
212	90000130406	SVC8000	PC & MISC COMPUTER EQUIPMENT	Office Furniture and Equipment	J139	03/01/15	120	\$225,882	\$0	\$225,882
213	90000133046	SVC8000	PC & MISC COMPUTER EQUIPMENT	Office Furniture and Equipment	J063	03/01/15	120	\$1,385,615	\$0	\$1,385,615
214	90000141980	SVC8000	OFFICE FURNITURE	Office Furniture and Equipment	J139	07/01/15	120	\$102,993	\$0	\$102,993
215	90000146788	SVC8000	PC & MISC COMPUTER EQUIPMENT	Office Furniture and Equipment	G012	08/01/15	120	\$148,052	\$0	\$148,052
216	90000153467	SVC8000	OFFICE FURNITURE	Office Furniture and Equipment	J139	11/01/15	120	\$499,067	\$0	\$499,067

THE NARRAGANSETT ELECTRIC COMPANY
d/b/a NATIONAL GRID
RIPUC Docket Nos. 4770/4780
Compliance Attachment 3
Workpaper 6f
Page 17 of 60

The Narragansett Electric Company d/b/a National Grid
Service Company Rents
Service Company Capital for Facilities allocated to Operating Companies as Rent Expense
For the Rate Year ended August 31, 2021

09/01/2020 08/31/2021 8.23000%

Line	Work order	Investment No.	Project Description	Account Description	NECO	09/01/2020 Balance	08/31/2021 Balance	Average Balance	Service Co Return	Year Return	Return on Accum. Taxes
163	90000105262	SVG8000	PC & MISC COMPUTER EQUIPMENT	Office Furniture and Equipment	YES	\$333,442	\$0	\$166,721	8.23%	\$13,721	(\$3,749)
164	90000104123	SVG8000	PC & MISC COMPUTER EQUIPMENT	Office Furniture and Equipment	YES	\$724	\$56	\$390	8.23%	\$32	(\$9)
165	90000104180	SVG8000	PC & MISC COMPUTER EQUIPMENT	Office Furniture and Equipment	YES	\$505	\$272	\$272	8.23%	\$22	(\$6)
166	1TXFER00099	SVG8000	OFFICE EQUIPMENT	Office Furniture and Equipment	YES	\$169	\$24	\$96	8.23%	\$8	(\$2)
167	1TXFER00099	SVG8000	PC & MISC COMPUTER EQUIPMENT	Office Furniture and Equipment	YES	\$9,780	\$1,397	\$5,589	8.23%	\$460	(\$126)
168	1TXFER00099	SVG8000	PC & MISC COMPUTER EQUIPMENT	Office Furniture and Equipment	YES	\$245	\$49	\$147	8.23%	\$12	(\$3)
169	90000096390	SVG8000	PC & MISC COMPUTER EQUIPMENT	Office Furniture and Equipment	YES	\$209,513	\$41,903	\$125,708	8.23%	\$10,346	(\$2,826)
170	1TXFER00099	SVG8000	OFFICE FURNITURE	Office Furniture and Equipment	YES	\$1,890	\$473	\$1,181	8.23%	\$97	(\$27)
171	90000095532	SVG8000	PC & MISC COMPUTER EQUIPMENT	Office Furniture and Equipment	YES	\$73,243	\$21,542	\$47,393	8.23%	\$3,900	(\$1,066)
172	90000098376	SVG8000	PC & MISC COMPUTER EQUIPMENT	Office Furniture and Equipment	YES	\$7,669	\$2,556	\$5,113	8.23%	\$421	(\$115)
173	90000103784	SVG8000	PC & MISC COMPUTER EQUIPMENT	Office Furniture and Equipment	YES	\$124,239	\$41,413	\$82,826	8.23%	\$6,817	(\$1,862)
174	90000107088	SVG8000	PC & MISC COMPUTER EQUIPMENT	Office Furniture and Equipment	YES	\$163,964	\$54,655	\$109,309	8.23%	\$8,996	(\$2,458)
175	90000098786	SVG8000	PC & MISC COMPUTER EQUIPMENT	Office Furniture and Equipment	YES	\$3,908	\$1,440	\$2,674	8.23%	\$220	(\$60)
176	90000098934	SVG8000	OFFICE FURNITURE	Office Furniture and Equipment	YES	\$1,682	\$620	\$1,151	8.23%	\$95	(\$26)
177	90000098934	SVG8000	PC & MISC COMPUTER EQUIPMENT	Office Furniture and Equipment	YES	\$1,682	\$620	\$1,151	8.23%	\$95	(\$26)
178	90000104088	SVG8000	PC & MISC COMPUTER EQUIPMENT	Office Furniture and Equipment	YES	\$46,320	\$19,851	\$33,086	8.23%	\$2,723	(\$744)
179	1TXFER00099	SVG8000	OFFICE EQUIPMENT	Office Furniture and Equipment	YES	\$4,393	\$1,997	\$3,195	8.23%	\$263	(\$72)
180	1TXFER00099	SVG8000	OFFICE FURNITURE	Office Furniture and Equipment	YES	\$5,571	\$2,532	\$4,052	8.23%	\$333	(\$91)
181	1TXFER00099	SVG8000	PC & MISC COMPUTER EQUIPMENT	Office Furniture and Equipment	YES	\$26,469	\$12,031	\$19,250	8.23%	\$1,584	(\$433)
182	1TXFER00099	SVG8000	PC & MISC COMPUTER EQUIPMENT	Office Furniture and Equipment	YES	\$2,833	\$1,288	\$2,060	8.23%	\$170	(\$46)
183	1TXFER00099	SVG8000	OFFICE EQUIPMENT	Office Furniture and Equipment	YES	\$1,820	\$871	\$1,345	8.23%	\$111	(\$30)
184	1TXFER00099	SVG8000	PC & MISC COMPUTER EQUIPMENT	Office Furniture and Equipment	YES	\$1,223	\$585	\$904	8.23%	\$74	(\$20)
185	1TXFER00099	SVG8000	OFFICE EQUIPMENT	Office Furniture and Equipment	YES	\$185	\$89	\$137	8.23%	\$11	(\$3)
186	1TXFER00099	SVG8000	OFFICE EQUIPMENT	Office Furniture and Equipment	YES	\$15,202	\$7,271	\$11,237	8.23%	\$925	(\$253)
187	90000104110	SVG8000	PC & MISC COMPUTER EQUIPMENT	Office Furniture and Equipment	YES	\$29,013	\$14,507	\$21,760	8.23%	\$1,791	(\$489)
188	1TXFER00099	SVG8000	PC & MISC COMPUTER EQUIPMENT	Office Furniture and Equipment	YES	\$1,615	\$840	\$1,228	8.23%	\$109	(\$28)
189	90000106246	SVG8000	PC & MISC COMPUTER EQUIPMENT	Office Furniture and Equipment	YES	\$30,522	\$15,871	\$23,197	8.23%	\$1,909	(\$522)
190	90000097849	SVG8000	OFFICE FURNITURE	Office Furniture and Equipment	YES	\$13,822	\$7,442	\$10,652	8.23%	\$875	(\$239)
191	90000124286	SVG8000	OFFICE EQUIPMENT	Office Furniture and Equipment	YES	\$600	\$382	\$491	8.23%	\$40	(\$11)
192	90000124286	SVG8000	OFFICE FURNITURE	Office Furniture and Equipment	YES	\$8,586	\$5,464	\$7,025	8.23%	\$578	(\$158)
193	90000125044	SVG8000	OFFICE FURNITURE	Office Furniture and Equipment	YES	\$1,512	\$978	\$1,245	8.23%	\$102	(\$28)
194	90000124284	SVG8000	OFFICE FURNITURE	Office Furniture and Equipment	YES	\$49,991	\$33,778	\$41,884	8.23%	\$3,447	(\$894)
195	90000129327	SVG8000	OFFICE EQUIPMENT	Office Furniture and Equipment	YES	\$10,407	\$7,032	\$8,719	8.23%	\$718	(\$186)
196	90000130956	SVG8000	OFFICE FURNITURE	Office Furniture and Equipment	YES	\$18,761	\$13,270	\$16,015	8.23%	\$1,318	(\$344)
197	90000131807	SVG8000	OFFICE EQUIPMENT	Office Furniture and Equipment	YES	\$86,441	\$62,318	\$74,379	8.23%	\$6,121	(\$1,604)
198	90000131767	SVG8000	OFFICE FURNITURE	Office Furniture and Equipment	YES	\$3,596	\$2,460	\$3,028	8.23%	\$249	(\$65)
199	90000133949	SVG8000	OFFICE FURNITURE	Office Furniture and Equipment	YES	\$2,025	\$1,386	\$1,706	8.23%	\$140	(\$36)
200	90000124274	SVG8000	OFFICE EQUIPMENT	Office Furniture and Equipment	YES	\$835	\$591	\$713	8.23%	\$59	(\$15)
201	90000103771	SVG8000	OFFICE FURNITURE	Office Furniture and Equipment	YES	\$18,761	\$13,270	\$16,015	8.23%	\$1,318	(\$344)
202	90000103771	SVG8000	PC & MISC COMPUTER EQUIPMENT	Office Furniture and Equipment	YES	\$86,441	\$62,318	\$74,379	8.23%	\$6,121	(\$1,604)
203	90000140593	SVG8000	OFFICE FURNITURE	Office Furniture and Equipment	YES	\$17,343	\$12,819	\$15,081	8.23%	\$1,241	(\$326)
204	90000111026	SVG8000	PC & MISC COMPUTER EQUIPMENT	Office Furniture and Equipment	YES	\$33,863	\$25,217	\$29,540	8.23%	\$2,431	(\$640)
205	90000128241	SVG8000	OFFICE FURNITURE	Office Furniture and Equipment	YES	\$276,682	\$206,040	\$241,361	8.23%	\$19,864	(\$5,227)
206	90000140143	SVG8000	OFFICE FURNITURE	Office Furniture and Equipment	YES	\$107,387	\$79,969	\$93,678	8.23%	\$7,710	(\$2,029)
207	90000099327	SVG8000	OFFICE FURNITURE	Office Furniture and Equipment	YES	\$18,396	\$13,891	\$16,143	8.23%	\$1,329	(\$312)
208	90000111311	SVG8000	OFFICE FURNITURE	Office Furniture and Equipment	YES	\$13,763	\$15,995	\$15,995	8.23%	\$1,316	(\$309)
209	90000143624	SVG8000	OFFICE EQUIPMENT	Office Furniture and Equipment	YES	\$11,392	\$8,658	\$10,025	8.23%	\$825	(\$194)
210	90000146687	SVG8000	OFFICE FURNITURE	Office Furniture and Equipment	YES	\$7,855	\$6,007	\$6,931	8.23%	\$570	(\$135)
211	90000114690	SVG8000	PC & MISC COMPUTER EQUIPMENT	Office Furniture and Equipment	YES	\$667,679	\$519,306	\$593,493	8.23%	\$48,844	(\$11,661)
212	90000130716	SVG8000	PC & MISC COMPUTER EQUIPMENT	Office Furniture and Equipment	YES	\$101,647	\$79,059	\$90,353	8.23%	\$7,436	(\$1,775)
213	90000133046	SVG8000	PC & MISC COMPUTER EQUIPMENT	Office Furniture and Equipment	YES	\$623,527	\$484,965	\$554,246	8.23%	\$45,614	(\$10,890)
214	90000141980	SVG8000	OFFICE FURNITURE	Office Furniture and Equipment	YES	\$49,780	\$39,481	\$44,630	8.23%	\$3,673	(\$897)
215	90000146788	SVG8000	PC & MISC COMPUTER EQUIPMENT	Office Furniture and Equipment	YES	\$72,792	\$57,987	\$65,389	8.23%	\$5,382	(\$1,317)
216	90000133467	SVG8000	OFFICE FURNITURE	Office Furniture and Equipment	YES	\$257,851	\$207,945	\$232,898	8.23%	\$19,167	(\$4,201)

THE NARRAGANSETT ELECTRIC COMPANY

d/b/a NATIONAL GRID

RIPUC Docket Nos. 4770/4780

Compliance Attachment 3

Workpaper 6f

Page 18 of 60

The Narragansett Electric Company d/b/a National Grid
 Service Company Rents
 Service Company Capital for Facilities allocated to Operating Companies as Rent Expense
 For the Rate Year ended August 31, 2021

G:ns

Line	Work order	estimation N:	Project Description	Account Description	Total Return	Year	Amortization	NECO G	Allocation	NECO G	Rent-Return	NECO G	Depn	Test Year	Distribution	Allocation	Test Year	Rent Return
163	90000105262	SVC8000	PC & MISC COMPUTER EQUIPMENT	Office Furniture and Equipment	\$9,973	\$333,442	2,8497%	\$284	\$9,502	8.3686%	\$835							
164	90000104123	SVC8000	PC & MISC COMPUTER EQUIPMENT	Office Furniture and Equipment	\$23	\$668	2,8497%	\$1	\$19	8.3686%	\$2							
165	90000104180	SVC8000	PC & MISC COMPUTER EQUIPMENT	Office Furniture and Equipment	\$16	\$466	2,8497%	\$0	\$13	8.3686%	\$1							
166	TXFER000099	SVC8000	OFFICE EQUIPMENT	Office Furniture and Equipment	\$6	\$145	1.5316%	\$0	\$2	3.7985%	\$0							
167	TXFER000099	SVC8000	PC & MISC COMPUTER EQUIPMENT	Office Furniture and Equipment	\$334	\$8,383	1.5316%	\$5	\$128	3.7985%	\$13							
168	TXFER000099	SVC8000	PC & MISC COMPUTER EQUIPMENT	Office Furniture and Equipment	\$9	\$196	1.5316%	\$0	\$3	3.7985%	\$0							
169	90000096390	SVC8000	PC & MISC COMPUTER EQUIPMENT	Office Furniture and Equipment	\$7,519	\$167,610	2,8497%	\$214	\$4,776	8.3686%	\$629							
170	TXFER000099	SVC8000	OFFICE FURNITURE	Office Furniture and Equipment	\$71	\$1,418	1.5316%	\$1	\$22	3.7985%	\$3							
171	90000095332	SVC8000	PC & MISC COMPUTER EQUIPMENT	Office Furniture and Equipment	\$2,835	\$51,701	2,8497%	\$81	\$1,473	8.3686%	\$237							
172	90000098376	SVC8000	PC & MISC COMPUTER EQUIPMENT	Office Furniture and Equipment	\$306	\$5,113	2,8497%	\$9	\$146	8.3686%	\$26							
173	90000103784	SVC8000	PC & MISC COMPUTER EQUIPMENT	Office Furniture and Equipment	\$4,954	\$82,826	2,8497%	\$141	\$2,360	8.3686%	\$415							
174	90000107688	SVC8000	PC & MISC COMPUTER EQUIPMENT	Office Furniture and Equipment	\$6,538	\$109,309	2,8497%	\$186	\$3,115	8.3686%	\$547							
175	90000098786	SVC8000	PC & MISC COMPUTER EQUIPMENT	Office Furniture and Equipment	\$160	\$2,468	2,8497%	\$5	\$70	8.3686%	\$13							
176	90000098934	SVC8000	OFFICE FURNITURE	Office Furniture and Equipment	\$69	\$1,062	2,8497%	\$2	\$30	8.3686%	\$6							
177	90000098934	SVC8000	PC & MISC COMPUTER EQUIPMENT	Office Furniture and Equipment	\$69	\$1,062	2,8497%	\$2	\$30	8.3686%	\$6							
178	90000104088	SVC8000	PC & MISC COMPUTER EQUIPMENT	Office Furniture and Equipment	\$1,979	\$26,469	2,8497%	\$56	\$754	8.3686%	\$166							
179	TXFER000099	SVC8000	OFFICE EQUIPMENT	Office Furniture and Equipment	\$191	\$2,396	1.5316%	\$3	\$37	3.7985%	\$7							
180	TXFER000099	SVC8000	OFFICE FURNITURE	Office Furniture and Equipment	\$242	\$3,039	1.5316%	\$4	\$47	3.7985%	\$9							
181	TXFER000099	SVC8000	PC & MISC COMPUTER EQUIPMENT	Office Furniture and Equipment	\$1,151	\$14,437	1.5316%	\$18	\$221	3.7985%	\$44							
182	TXFER000099	SVC8000	PC & MISC COMPUTER EQUIPMENT	Office Furniture and Equipment	\$123	\$1,545	1.5316%	\$2	\$24	3.7985%	\$5							
183	TXFER000099	SVC8000	OFFICE EQUIPMENT	Office Furniture and Equipment	\$80	\$950	1.5316%	\$1	\$15	3.7985%	\$3							
184	TXFER000099	SVC8000	PC & MISC COMPUTER EQUIPMENT	Office Furniture and Equipment	\$54	\$638	1.5316%	\$1	\$10	3.7985%	\$2							
185	TXFER000099	SVC8000	PC & MISC COMPUTER EQUIPMENT	Office Furniture and Equipment	\$8	\$97	1.5316%	\$0	\$1	3.7985%	\$0							
186	TXFER000099	SVC8000	OFFICE EQUIPMENT	Office Furniture and Equipment	\$672	\$7,932	1.5316%	\$10	\$121	3.7985%	\$26							
187	90000104110	SVC8000	PC & MISC COMPUTER EQUIPMENT	Office Furniture and Equipment	\$1,302	\$14,507	2,8497%	\$37	\$413	8.3686%	\$109							
188	TXFER000099	SVC8000	PC & MISC COMPUTER EQUIPMENT	Office Furniture and Equipment	\$73	\$775	1.5316%	\$1	\$12	3.7985%	\$3							
189	90000106246	SVC8000	PC & MISC COMPUTER EQUIPMENT	Office Furniture and Equipment	\$1,388	\$14,651	2,8497%	\$40	\$417	8.3686%	\$116							
190	90000097849	SVC8000	OFFICE FURNITURE	Office Furniture and Equipment	\$636	\$6,379	2,8497%	\$18	\$182	8.3686%	\$53							
191	90000124286	SVC8000	OFFICE EQUIPMENT	Office Furniture and Equipment	\$29	\$218	1.5316%	\$0	\$3	3.7985%	\$1							
192	90000124286	SVC8000	OFFICE FURNITURE	Office Furniture and Equipment	\$420	\$3,122	1.5316%	\$6	\$48	3.7985%	\$16							
193	90000125044	SVC8000	OFFICE EQUIPMENT	Office Furniture and Equipment	\$74	\$534	1.5316%	\$1	\$8	3.7985%	\$3							
194	90000124284	SVC8000	OFFICE FURNITURE	Office Furniture and Equipment	\$2,553	\$16,213	1.5316%	\$39	\$248	3.7985%	\$97							
195	90000129327	SVC8000	OFFICE EQUIPMENT	Office Furniture and Equipment	\$531	\$3,375	1.5316%	\$8	\$52	3.7985%	\$20							
196	90000130956	SVC8000	OFFICE FURNITURE	Office Furniture and Equipment	\$517	\$3,284	1.5316%	\$8	\$50	3.7985%	\$20							
197	90000131807	SVC8000	OFFICE EQUIPMENT	Office Furniture and Equipment	\$1,287	\$8,173	1.5316%	\$20	\$125	3.7985%	\$49							
198	90000131767	SVC8000	OFFICE FURNITURE	Office Furniture and Equipment	\$184	\$1,135	4.0899%	\$8	\$46	9.6901%	\$18							
199	90000133949	SVC8000	OFFICE FURNITURE	Office Furniture and Equipment	\$104	\$640	1.5316%	\$4	\$26	9.6901%	\$10							
200	90000124274	SVC8000	OFFICE EQUIPMENT	Office Furniture and Equipment	\$43	\$244	1.5316%	\$1	\$4	3.7985%	\$2							
201	90000124274	SVC8000	OFFICE FURNITURE	Office Furniture and Equipment	\$974	\$5,491	1.5316%	\$15	\$84	3.7985%	\$37							
202	90000103771	SVC8000	PC & MISC COMPUTER EQUIPMENT	Office Furniture and Equipment	\$4,517	\$24,123	2,8497%	\$129	\$687	8.3686%	\$378							
203	90000140593	SVC8000	OFFICE FURNITURE	Office Furniture and Equipment	\$915	\$4,524	1.5316%	\$14	\$69	3.7985%	\$35							
204	90000110226	SVC8000	PC & MISC COMPUTER EQUIPMENT	Office Furniture and Equipment	\$1,791	\$8,646	2,8497%	\$51	\$246	8.3686%	\$150							
205	90000128241	SVC8000	OFFICE FURNITURE	Office Furniture and Equipment	\$14,637	\$70,642	1.5316%	\$224	\$1,082	3.7985%	\$556							
206	90000140143	SVC8000	OFFICE FURNITURE	Office Furniture and Equipment	\$5,681	\$27,418	2,8497%	\$162	\$781	8.3686%	\$475							
207	90000099327	SVC8000	OFFICE FURNITURE	Office Furniture and Equipment	\$1,017	\$4,405	2,8497%	\$29	\$128	8.3686%	\$85							
208	90000113111	SVC8000	OFFICE FURNITURE	Office Furniture and Equipment	\$1,007	\$4,464	2,8497%	\$29	\$127	8.3686%	\$84							
209	90000143624	SVC8000	OFFICE FURNITURE	Office Furniture and Equipment	\$631	\$2,734	4.0899%	\$26	\$112	9.6901%	\$61							
210	90000146687	SVC8000	OFFICE EQUIPMENT	Office Furniture and Equipment	\$436	\$1,848	1.5316%	\$7	\$28	3.7985%	\$17							
211	90000114690	SVC8000	PC & MISC COMPUTER EQUIPMENT	Office Furniture and Equipment	\$37,184	\$148,373	2,8497%	\$1,060	\$4,228	8.3686%	\$3,112							
212	90000130716	SVC8000	PC & MISC COMPUTER EQUIPMENT	Office Furniture and Equipment	\$5,661	\$22,888	1.5316%	\$87	\$346	3.7985%	\$215							
213	90000133046	SVC8000	PC & MISC COMPUTER EQUIPMENT	Office Furniture and Equipment	\$34,725	\$138,361	4.0899%	\$1,420	\$5,667	9.6901%	\$3,365							
214	90000141980	SVC8000	OFFICE FURNITURE	Office Furniture and Equipment	\$2,776	\$10,299	1.5316%	\$43	\$158	3.7985%	\$105							
215	90000146788	SVC8000	PC & MISC COMPUTER EQUIPMENT	Office Furniture and Equipment	\$4,065	\$14,805	2,8497%	\$116	\$422	8.3686%	\$340							
216	90000133467	SVC8000	OFFICE FURNITURE	Office Furniture and Equipment	\$14,966	\$49,907	1.5316%	\$229	\$764	3.7985%	\$568							

THE NARRAGANSETT ELECTRIC COMPANY
d/b/a NATIONAL GRID
RIPUC Docket Nos. 4770/4780
Compliance Attachment 3
Workpaper 6f
Page 19 of 60

The Narragansett Electric Company d/b/a National Grid
Service Company Rents
Service Company Capital for Facilities allocated to Operating Companies as Rent Expense
For the Rate Year ended August 31, 2021

Distribution 08/31/21

09/01/20

Line	Work order	Statement N:	Project Description	Account Description	Test Year Rent	Less IFA Salary & Wage	Depreciation	Wage	Total	Amortization	Rate	Bonus	Depreciation	Balance	
														09/01/20	08/31/21
163	900001052623	SVC8000	PC & MISC COMPUTER EQUIPMENT	Office Furniture and Equipment	\$26,432	\$3,725	\$53	\$7	\$23,542	84	46.14%	\$3,082	\$1,538,477	\$3,334,420	\$6,680
164	90000104123	SVC8000	PC & MISC COMPUTER EQUIPMENT	Office Furniture and Equipment	\$37	\$5	\$37	\$5	\$47	84	46.14%	\$2,149	\$4,659	\$4,659	\$1,446
165	90000104180	SVC8000	PC & MISC COMPUTER EQUIPMENT	Office Furniture and Equipment	\$5	\$1	\$5	\$1	\$5	84	46.14%	\$667	\$1,446	\$1,446	\$83,833
166	1TXFER00099	SVC8000	OFFICE EQUIPMENT	Office Furniture and Equipment	\$318	\$45	\$318	\$45	\$286	84	46.14%	\$904	\$1,959	\$1,959	\$1,959
167	1TXFER00099	SVC8000	PC & MISC COMPUTER EQUIPMENT	Office Furniture and Equipment	\$7	\$1	\$7	\$1	\$7	84	46.14%	\$773,341	\$1,676,102	\$1,676,102	\$1,676,102
168	1TXFER00099	SVC8000	PC & MISC COMPUTER EQUIPMENT	Office Furniture and Equipment	\$13,287	\$1,901	\$13,287	\$1,901	\$12,015	84	46.14%	\$6,541	\$14,177	\$14,177	\$17,010
169	90000096390	SVC8000	PC & MISC COMPUTER EQUIPMENT	Office Furniture and Equipment	\$54	\$8	\$54	\$8	\$49	84	46.14%	\$23,589	\$51,126	\$51,126	\$51,126
170	90000095332	SVC8000	PC & MISC COMPUTER EQUIPMENT	Office Furniture and Equipment	\$4,098	\$592	\$4,098	\$592	\$3,743	84	46.14%	\$304,345	\$1,093,094	\$1,093,094	\$24,681
171	90000098376	SVC8000	PC & MISC COMPUTER EQUIPMENT	Office Furniture and Equipment	\$405	\$59	\$405	\$59	\$372	84	46.14%	\$11,388	\$24,681	\$24,681	\$10,620
172	90000103784	SVC8000	PC & MISC COMPUTER EQUIPMENT	Office Furniture and Equipment	\$6,566	\$954	\$6,566	\$954	\$6,027	84	46.14%	\$4,900	\$10,620	\$10,620	\$10,620
173	90000107088	SVC8000	PC & MISC COMPUTER EQUIPMENT	Office Furniture and Equipment	\$8,665	\$1,258	\$8,665	\$1,258	\$7,955	84	46.14%	\$122,124	\$264,686	\$264,686	\$264,686
174	90000098786	SVC8000	PC & MISC COMPUTER EQUIPMENT	Office Furniture and Equipment	\$196	\$29	\$196	\$29	\$180	84	46.14%	\$4,900	\$10,620	\$10,620	\$10,620
175	90000098934	SVC8000	OFFICE FURNITURE	Office Furniture and Equipment	\$84	\$12	\$84	\$12	\$78	84	46.14%	\$4,900	\$10,620	\$10,620	\$10,620
176	90000098934	SVC8000	PC & MISC COMPUTER EQUIPMENT	Office Furniture and Equipment	\$84	\$12	\$84	\$12	\$78	84	46.14%	\$4,900	\$10,620	\$10,620	\$10,620
177	90000094088	SVC8000	PC & MISC COMPUTER EQUIPMENT	Office Furniture and Equipment	\$2,098	\$309	\$2,098	\$309	\$1,955	84	46.14%	\$23,963	\$23,963	\$23,963	\$30,388
178	1TXFER00099	SVC8000	OFFICE EQUIPMENT	Office Furniture and Equipment	\$91	\$13	\$91	\$13	\$85	84	46.14%	\$11,056	\$23,963	\$23,963	\$30,388
179	1TXFER00099	SVC8000	OFFICE FURNITURE	Office Furniture and Equipment	\$115	\$17	\$115	\$17	\$108	84	46.14%	\$66,613	\$144,374	\$144,374	\$144,374
180	1TXFER00099	SVC8000	PC & MISC COMPUTER EQUIPMENT	Office Furniture and Equipment	\$548	\$81	\$548	\$81	\$511	84	46.14%	\$7,129	\$15,451	\$15,451	\$15,451
181	1TXFER00099	SVC8000	PC & MISC COMPUTER EQUIPMENT	Office Furniture and Equipment	\$59	\$9	\$59	\$9	\$55	84	46.14%	\$4,382	\$9,497	\$9,497	\$9,497
182	1TXFER00099	SVC8000	OFFICE EQUIPMENT	Office Furniture and Equipment	\$36	\$5	\$36	\$5	\$34	84	46.14%	\$2,944	\$6,380	\$6,380	\$6,380
183	1TXFER00099	SVC8000	PC & MISC COMPUTER EQUIPMENT	Office Furniture and Equipment	\$24	\$4	\$24	\$4	\$23	84	46.14%	\$446	\$967	\$967	\$967
184	1TXFER00099	SVC8000	PC & MISC COMPUTER EQUIPMENT	Office Furniture and Equipment	\$4	\$1	\$4	\$1	\$3	84	46.14%	\$66,932	\$145,066	\$145,066	\$145,066
185	1TXFER00099	SVC8000	OFFICE EQUIPMENT	Office Furniture and Equipment	\$301	\$45	\$301	\$45	\$282	84	46.14%	\$7,754	\$17,754	\$17,754	\$17,754
186	1TXFER00099	SVC8000	OFFICE EQUIPMENT	Office Furniture and Equipment	\$1,150	\$172	\$1,150	\$172	\$1,087	84	46.14%	\$67,596	\$146,505	\$146,505	\$146,505
187	90000104110	SVC8000	PC & MISC COMPUTER EQUIPMENT	Office Furniture and Equipment	\$29	\$4	\$29	\$4	\$28	84	46.14%	\$29,433	\$63,793	\$63,793	\$63,793
188	1TXFER00099	SVC8000	PC & MISC COMPUTER EQUIPMENT	Office Furniture and Equipment	\$1,103	\$175	\$1,103	\$175	\$1,103	84	46.14%	\$910	\$2,181	\$2,181	\$2,181
189	90000106246	SVC8000	PC & MISC COMPUTER EQUIPMENT	Office Furniture and Equipment	\$506	\$76	\$506	\$76	\$483	84	46.14%	\$13,021	\$31,222	\$31,222	\$31,222
190	90000097849	SVC8000	OFFICE FURNITURE	Office Furniture and Equipment	\$8	\$1	\$8	\$1	\$8	84	46.14%	\$5,336	\$5,336	\$5,336	\$5,336
191	90000124286	SVC8000	OFFICE EQUIPMENT	Office Furniture and Equipment	\$119	\$18	\$119	\$18	\$116	84	46.14%	\$67,619	\$157,918	\$157,918	\$157,918
192	90000124286	SVC8000	OFFICE FURNITURE	Office Furniture and Equipment	\$20	\$3	\$20	\$3	\$20	84	46.14%	\$2,225	\$5,336	\$5,336	\$5,336
193	90000125044	SVC8000	OFFICE EQUIPMENT	Office Furniture and Equipment	\$20	\$3	\$20	\$3	\$20	84	46.14%	\$67,619	\$157,918	\$157,918	\$157,918
194	90000124284	SVC8000	OFFICE FURNITURE	Office Furniture and Equipment	\$616	\$97	\$616	\$97	\$615	84	46.14%	\$33,751	\$33,751	\$33,751	\$33,751
195	90000129327	SVC8000	OFFICE EQUIPMENT	Office Furniture and Equipment	\$128	\$20	\$128	\$20	\$125	84	46.14%	\$13,698	\$31,990	\$31,990	\$31,990
196	90000130956	SVC8000	OFFICE FURNITURE	Office Furniture and Equipment	\$125	\$20	\$125	\$20	\$125	84	46.14%	\$34,087	\$79,606	\$79,606	\$79,606
197	90000131807	SVC8000	OFFICE EQUIPMENT	Office Furniture and Equipment	\$310	\$49	\$310	\$49	\$310	84	46.14%	\$11,060	\$11,060	\$11,060	\$11,060
198	90000131767	SVC8000	OFFICE FURNITURE	Office Furniture and Equipment	\$110	\$17	\$110	\$17	\$110	84	46.14%	\$104,836	\$235,147	\$235,147	\$235,147
199	90000133949	SVC8000	OFFICE FURNITURE	Office Furniture and Equipment	\$62	\$10	\$62	\$10	\$62	84	46.14%	\$2,668	\$6,230	\$6,230	\$6,230
200	90000124274	SVC8000	OFFICE EQUIPMENT	Office Furniture and Equipment	\$9	\$1	\$9	\$1	\$9	84	46.14%	\$1,019	\$2,444	\$2,444	\$2,444
201	90000124274	SVC8000	OFFICE FURNITURE	Office Furniture and Equipment	\$209	\$34	\$209	\$34	\$212	84	46.14%	\$22,900	\$53,482	\$53,482	\$53,482
202	90000103771	SVC8000	PC & MISC COMPUTER EQUIPMENT	Office Furniture and Equipment	\$1,912	\$313	\$1,912	\$313	\$1,977	84	43.46%	\$104,836	\$235,147	\$235,147	\$235,147
203	90000104693	SVC8000	OFFICE FURNITURE	Office Furniture and Equipment	\$28	\$28	\$28	\$28	\$178	84	43.46%	\$19,662	\$44,101	\$44,101	\$44,101
204	90000110226	SVC8000	PC & MISC COMPUTER EQUIPMENT	Office Furniture and Equipment	\$685	\$114	\$685	\$114	\$721	84	43.46%	\$37,574	\$84,279	\$84,279	\$84,279
205	90000128241	SVC8000	OFFICE FURNITURE	Office Furniture and Equipment	\$442	\$62	\$442	\$62	\$2,797	84	43.46%	\$307,004	\$688,607	\$688,607	\$688,607
206	90000140143	SVC8000	OFFICE FURNITURE	Office Furniture and Equipment	\$2,173	\$362	\$2,173	\$362	\$2,787	84	43.46%	\$119,156	\$267,265	\$267,265	\$267,265
207	90000099327	SVC8000	OFFICE FURNITURE	Office Furniture and Equipment	\$357	\$60	\$357	\$60	\$382	84	43.46%	\$19,578	\$41,640	\$41,640	\$41,640
208	90000111311	SVC8000	OFFICE FURNITURE	Office Furniture and Equipment	\$354	\$60	\$354	\$60	\$378	84	43.46%	\$19,398	\$44,257	\$44,257	\$44,257
209	90000143624	SVC8000	OFFICE FURNITURE	Office Furniture and Equipment	\$265	\$45	\$265	\$45	\$282	84	43.46%	\$11,882	\$25,271	\$25,271	\$25,271
210	90000146687	SVC8000	OFFICE EQUIPMENT	Office Furniture and Equipment	\$12	\$12	\$12	\$12	\$75	84	43.46%	\$80,333	\$17,084	\$17,084	\$17,084
211	90000114690	SVC8000	PC & MISC COMPUTER EQUIPMENT	Office Furniture and Equipment	\$11,762	\$2,032	\$11,762	\$2,032	\$12,842	84	43.46%	\$644,815	\$1,371,401	\$1,371,401	\$1,371,401
212	90000130716	SVC8000	PC & MISC COMPUTER EQUIPMENT	Office Furniture and Equipment	\$858	\$147	\$858	\$147	\$926	84	43.46%	\$98,166	\$208,780	\$208,780	\$208,780
213	90000133046	SVC8000	PC & MISC COMPUTER EQUIPMENT	Office Furniture and Equipment	\$13,427	\$2,294	\$13,427	\$2,294	\$14,498	84	43.46%	\$602,174	\$1,280,712	\$1,280,712	\$1,280,712
214	90000141980	SVC8000	OFFICE FURNITURE	Office Furniture and Equipment	\$391	\$68	\$391	\$68	\$429	84	48.32%	\$49,769	\$95,866	\$95,866	\$95,866
215	90000146788	SVC8000	PC & MISC COMPUTER EQUIPMENT	Office Furniture and Equipment	\$1,174	\$207	\$1,174	\$207	\$1,307	84	48.32%	\$71,542	\$137,807	\$137,807	\$137,807
216	90000133467	SVC8000	OFFICE FURNITURE	Office Furniture and Equipment	\$1,896	\$337	\$1,896	\$337	\$2,128	84	48.32%	\$241,162	\$441,528	\$441,528	\$441,528

THE NARRAGANSETT ELECTRIC COMPANY
d/b/a NATIONAL GRID
RIPUC Docket Nos. 4770/4780
Compliance Attachment 3
Workpaper 6f
Page 20 of 60

The Narragansett Electric Company d/b/a National Grid
Service Company Reimbursements
Service Company Capital for Facilities allocated to Operating Companies as Rent Expense
For the Rate Year ended August 31, 2021

8.23%

27.32%

08/31/2021

09/01/2020

27.32%

Line	Work order	estimation N:	Project Description	Account Description	Average Balance	Cash Tax	09/01/2020 Balance	08/31/2021 Balance	Average Balance	Book Tax	Cash to Book Tax Difference	Return on Accum Taxes
163	90000105262	SVG8000	PC & MISC COMPUTER EQUIPMENT	Office Furniture and Equipment	\$3,334,420	\$910,963	\$3,000,978	\$3,334,420	\$3,167,699	\$865,415	\$45,548	\$3,749
164	90000104123	SVG8000	PC & MISC COMPUTER EQUIPMENT	Office Furniture and Equipment	\$6,680	\$1,825	\$5,956	\$6,624	\$6,290	\$1,718	\$106	\$9
165	90000104180	SVG8000	PC & MISC COMPUTER EQUIPMENT	Office Furniture and Equipment	\$4,659	\$1,273	\$4,154	\$4,620	\$4,387	\$1,198	\$74	\$6
166	ITXPER00099	SVG8000	OFFICE EQUIPMENT	Office Furniture and Equipment	\$1,446	\$395	\$1,277	\$1,422	\$1,349	\$369	\$26	\$2
167	ITXPER00099	SVG8000	PC & MISC COMPUTER EQUIPMENT	Office Furniture and Equipment	\$83,833	\$22,903	\$74,052	\$82,436	\$78,244	\$21,376	\$1,527	\$126
168	ITXPER00099	SVG8000	PC & MISC COMPUTER EQUIPMENT	Office Furniture and Equipment	\$1,959	\$535	\$1,714	\$1,910	\$1,812	\$495	\$40	\$3
169	90000096390	SVG8000	PC & MISC COMPUTER EQUIPMENT	Office Furniture and Equipment	\$1,676,102	\$457,911	\$1,466,589	\$1,634,199	\$1,550,394	\$463,568	\$34,343	\$2,826
170	ITXPER00099	SVG8000	OFFICE FURNITURE	Office Furniture and Equipment	\$4,177	\$3,873	\$12,287	\$13,705	\$12,996	\$3,550	\$323	\$27
171	90000095332	SVG8000	PC & MISC COMPUTER EQUIPMENT	Office Furniture and Equipment	\$317,010	\$141,247	\$443,767	\$495,468	\$469,617	\$128,299	\$12,948	\$1,066
172	90000098376	SVG8000	PC & MISC COMPUTER EQUIPMENT	Office Furniture and Equipment	\$51,126	\$13,968	\$43,457	\$48,570	\$46,013	\$12,571	\$1,397	\$115
173	90000103784	SVG8000	PC & MISC COMPUTER EQUIPMENT	Office Furniture and Equipment	\$828,258	\$226,280	\$704,019	\$786,845	\$745,432	\$203,652	\$22,628	\$1,862
174	90000107088	SVG8000	PC & MISC COMPUTER EQUIPMENT	Office Furniture and Equipment	\$1,093,094	\$298,633	\$929,129	\$1,038,439	\$983,784	\$268,770	\$29,863	\$2,458
175	90000098786	SVG8000	PC & MISC COMPUTER EQUIPMENT	Office Furniture and Equipment	\$24,681	\$6,743	\$20,773	\$23,241	\$22,007	\$6,012	\$730	\$60
176	90000098934	SVG8000	OFFICE FURNITURE	Office Furniture and Equipment	\$10,620	\$2,901	\$8,939	\$10,001	\$9,470	\$2,587	\$314	\$26
177	90000098934	SVG8000	PC & MISC COMPUTER EQUIPMENT	Office Furniture and Equipment	\$10,620	\$2,901	\$8,939	\$10,001	\$9,470	\$2,587	\$314	\$26
178	90000104088	SVG8000	PC & MISC COMPUTER EQUIPMENT	Office Furniture and Equipment	\$264,686	\$72,312	\$218,366	\$244,834	\$231,600	\$63,273	\$9,039	\$744
179	ITXPER00099	SVG8000	OFFICE EQUIPMENT	Office Furniture and Equipment	\$23,963	\$6,547	\$19,570	\$23,966	\$20,768	\$5,674	\$873	\$72
180	ITXPER00099	SVG8000	OFFICE FURNITURE	Office Furniture and Equipment	\$30,388	\$8,302	\$24,817	\$27,856	\$26,336	\$7,195	\$1,107	\$91
181	ITXPER00099	SVG8000	PC & MISC COMPUTER EQUIPMENT	Office Furniture and Equipment	\$144,374	\$39,443	\$117,906	\$132,343	\$125,124	\$34,184	\$5,259	\$433
182	ITXPER00099	SVG8000	PC & MISC COMPUTER EQUIPMENT	Office Furniture and Equipment	\$15,451	\$4,221	\$12,618	\$14,163	\$13,391	\$3,658	\$563	\$46
183	ITXPER00099	SVG8000	OFFICE EQUIPMENT	Office Furniture and Equipment	\$9,497	\$2,595	\$7,677	\$9,497	\$8,152	\$2,227	\$368	\$30
184	ITXPER00099	SVG8000	PC & MISC COMPUTER EQUIPMENT	Office Furniture and Equipment	\$6,380	\$1,743	\$5,157	\$5,795	\$5,476	\$1,496	\$247	\$20
185	ITXPER00099	SVG8000	PC & MISC COMPUTER EQUIPMENT	Office Furniture and Equipment	\$967	\$264	\$781	\$878	\$830	\$227	\$37	\$3
186	ITXPER00099	SVG8000	OFFICE EQUIPMENT	Office Furniture and Equipment	\$79,317	\$21,669	\$64,115	\$72,046	\$68,080	\$18,600	\$3,070	\$253
187	90000104110	SVG8000	PC & MISC COMPUTER EQUIPMENT	Office Furniture and Equipment	\$45,066	\$39,632	\$16,053	\$130,559	\$123,306	\$33,687	\$5,945	\$489
188	ITXPER00099	SVG8000	PC & MISC COMPUTER EQUIPMENT	Office Furniture and Equipment	\$7,754	\$6,139	\$6,914	\$6,914	\$6,526	\$1,783	\$335	\$28
189	90000106246	SVG8000	PC & MISC COMPUTER EQUIPMENT	Office Furniture and Equipment	\$146,505	\$40,025	\$115,983	\$130,634	\$123,309	\$33,688	\$6,337	\$522
190	9000097849	SVG8000	OFFICE FURNITURE	Office Furniture and Equipment	\$63,793	\$17,428	\$49,971	\$56,350	\$53,160	\$14,523	\$2,905	\$239
191	90000124286	SVG8000	OFFICE EQUIPMENT	Office Furniture and Equipment	\$2,181	\$596	\$1,799	\$2,181	\$1,690	\$462	\$134	\$11
192	90000124286	SVG8000	OFFICE FURNITURE	Office Furniture and Equipment	\$31,222	\$8,530	\$22,636	\$25,758	\$24,197	\$6,611	\$1,919	\$158
193	90000125044	SVG8000	OFFICE FURNITURE	Office Furniture and Equipment	\$5,336	\$1,458	\$3,824	\$4,457	\$4,091	\$1,118	\$340	\$28
194	90000124284	SVG8000	OFFICE FURNITURE	Office Furniture and Equipment	\$160,026	\$43,719	\$112,142	\$128,356	\$120,249	\$32,852	\$10,867	\$894
195	90000129327	SVG8000	OFFICE EQUIPMENT	Office Furniture and Equipment	\$33,312	\$9,101	\$23,345	\$26,720	\$25,032	\$6,839	\$2,262	\$186
196	90000130956	SVG8000	OFFICE FURNITURE	Office Furniture and Equipment	\$32,417	\$8,856	\$22,717	\$26,002	\$24,360	\$6,655	\$2,201	\$181
197	90000131807	SVG8000	OFFICE EQUIPMENT	Office Furniture and Equipment	\$80,669	\$22,039	\$56,531	\$64,704	\$60,617	\$16,561	\$5,478	\$451
198	90000131767	SVG8000	OFFICE FURNITURE	Office Furniture and Equipment	\$11,207	\$3,062	\$7,759	\$8,895	\$8,327	\$2,275	\$787	\$65
199	90000133049	SVG8000	OFFICE FURNITURE	Office Furniture and Equipment	\$6,313	\$1,725	\$4,371	\$5,010	\$4,691	\$1,281	\$443	\$35
200	90000124274	SVG8000	OFFICE EQUIPMENT	Office Furniture and Equipment	\$2,412	\$659	\$1,609	\$1,854	\$1,731	\$473	\$186	\$15
201	90000124274	SVG8000	OFFICE FURNITURE	Office Furniture and Equipment	\$54,196	\$14,806	\$36,149	\$41,640	\$38,894	\$10,626	\$4,180	\$344
202	90000103771	SVG8000	PC & MISC COMPUTER EQUIPMENT	Office Furniture and Equipment	\$238,188	\$65,073	\$154,789	\$178,912	\$166,851	\$45,584	\$19,489	\$1,604
203	90000146953	SVG8000	OFFICE FURNITURE	Office Furniture and Equipment	\$44,672	\$12,204	\$27,899	\$32,423	\$30,161	\$8,240	\$3,964	\$326
204	90000110266	SVG8000	PC & MISC COMPUTER EQUIPMENT	Office Furniture and Equipment	\$85,369	\$23,323	\$52,969	\$60,242	\$56,919	\$15,550	\$7,773	\$640
205	90000128241	SVG8000	OFFICE FURNITURE	Office Furniture and Equipment	\$697,514	\$190,561	\$429,740	\$500,382	\$465,061	\$127,055	\$63,506	\$5,227
206	90000140143	SVG8000	OFFICE FURNITURE	Office Furniture and Equipment	\$270,723	\$73,961	\$166,793	\$194,211	\$180,502	\$49,313	\$24,648	\$2,029
207	90000095927	SVG8000	OFFICE FURNITURE	Office Furniture and Equipment	\$42,777	\$11,687	\$26,655	\$31,160	\$28,907	\$7,897	\$3,789	\$312
208	90000113111	SVG8000	OFFICE FURNITURE	Office Furniture and Equipment	\$11,579	\$2,640	\$42,381	\$30,873	\$28,641	\$7,825	\$3,754	\$309
209	90000143624	SVG8000	OFFICE FURNITURE	Office Furniture and Equipment	\$25,961	\$7,093	\$15,949	\$18,683	\$17,316	\$4,731	\$2,362	\$194
210	90000146687	SVG8000	OFFICE EQUIPMENT	Office Furniture and Equipment	\$17,550	\$4,795	\$10,628	\$12,476	\$11,552	\$3,156	\$1,639	\$135
211	90000114690	SVG8000	PC & MISC COMPUTER EQUIPMENT	Office Furniture and Equipment	\$1,408,859	\$384,900	\$816,053	\$964,426	\$890,239	\$243,213	\$141,687	\$11,661
212	90000130716	SVG8000	PC & MISC COMPUTER EQUIPMENT	Office Furniture and Equipment	\$214,483	\$58,597	\$146,923	\$166,923	\$155,529	\$37,027	\$21,570	\$1,775
213	90000133046	SVG8000	PC & MISC COMPUTER EQUIPMENT	Office Furniture and Equipment	\$1,315,692	\$359,447	\$762,088	\$900,649	\$831,569	\$227,130	\$13,317	\$10,890
214	90000141980	SVG8000	OFFICE FURNITURE	Office Furniture and Equipment	\$98,243	\$26,840	\$53,213	\$63,312	\$58,363	\$15,945	\$10,895	\$897
215	90000146788	SVG8000	PC & MISC COMPUTER EQUIPMENT	Office Furniture and Equipment	\$141,223	\$38,582	\$75,260	\$90,065	\$82,662	\$22,583	\$15,999	\$1,317
216	90000133467	SVG8000	OFFICE FURNITURE	Office Furniture and Equipment	\$45,031	\$12,376	\$24,121	\$29,122	\$26,619	\$7,717	\$5,105	\$420

THE NARRAGANSETT ELECTRIC COMPANY
d/b/a NATIONAL GRID
RIPUC Docket Nos. 4770/4780
Compliance Attachment 3
Workpaper 6f
Page 21 of 60

The Narragansett Electric Company d/b/a National Grid
Service Company Remits
Service Company Capital for Facilities allocated to Operating Companies as Rent Expense
For the Rate Year ended August 31, 2021

Line	Work order	estm	estm	N.	Project Description	Account Description	Bill Pool	In Service Date	Amortizati on Period	Inception to Date \$	Adjustments	HTY Spend
217	90000150219	SVC8000	PC & MISC COMPUTER EQUIPMENT		Office Furniture and Equipment	G012		11/01/15	120	\$135,118	\$0	\$135,118
218	90000141768	SVC8000	PC & MISC COMPUTER EQUIPMENT		Office Furniture and Equipment	J063		08/01/16	120	\$1,674,075	\$0	\$1,674,075
219	90000182190	SVC8000	Non-umrtzd		Office Furniture and Equipment	G012		05/01/17	120	\$3,936,746	\$0	\$3,936,746
220	ITXPER00099	SVC8000	BNS BUNKERS SHELVING		Stores Equipment	J063		10/01/07	120	\$5,435	\$0	\$5,435
221	ITXPER00099	SVC8000	BNS BUNKERS SHELVING		Stores Equipment	J063		07/01/12	120	\$6,600	\$0	\$6,600
222	ITXPER00099	SVC8000	BUILDINGS		Structures and Improvements	J114		07/01/23	120	\$311	\$0	\$311
223	ITXPER00099	SVC8000	PAVEMENTS,ROADS,WALKS,CURBS (100 SQ		Structures and Improvements	J114		07/01/27	120	\$528	\$0	\$528
224	ITXPER00099	SVC8000	YARD LIGHTING		Structures and Improvements	J139		07/01/27	120	\$97	\$0	\$97
225	ITXPER00099	SVC8000	BUILDINGS		Structures and Improvements	J114		07/01/28	120	\$1,567	\$0	\$1,567
226	ITXPER00099	SVC8000	BUILDINGS		Structures and Improvements	J114		07/01/29	120	\$106,846	\$0	\$106,846
227	ITXPER00099	SVC8000	FENCE		Structures and Improvements	J139		07/01/29	120	\$522	\$0	\$522
228	ITXPER00099	SVC8000	FENCE		Structures and Improvements	J114		07/01/30	120	\$87	\$0	\$87
229	ITXPER00099	SVC8000	YARD LIGHTING		Structures and Improvements	J139		07/01/31	120	\$24	\$0	\$24
230	ITXPER00099	SVC8000	BUILDINGS		Structures and Improvements	J114		07/01/32	120	\$2,788	\$0	\$2,788
231	ITXPER00099	SVC8000	COMMUNICATION SYSTEM INTRA-SITE		Structures and Improvements	J114		07/01/32	120	\$312	\$0	\$312
232	ITXPER00099	SVC8000	FENCE		Structures and Improvements	J114		07/01/35	120	\$2,615	\$0	\$2,615
233	ITXPER00099	SVC8000	BUILDINGS		Structures and Improvements	J114		07/01/36	120	\$256	\$0	\$256
234	ITXPER00099	SVC8000	BUILDINGS		Structures and Improvements	J139		07/01/36	120	\$3,542	\$0	\$3,542
235	ITXPER00099	SVC8000	BUILDINGS		Structures and Improvements	J114		07/01/40	120	\$274	\$0	\$274
236	ITXPER00099	SVC8000	FENCE		Structures and Improvements	J139		07/01/40	120	\$129	\$0	\$129
237	ITXPER00099	SVC8000	YARD LIGHTING		Structures and Improvements	J114		07/01/41	120	\$383	\$0	\$383
238	ITXPER00099	SVC8000	PAVEMENTS,ROADS,WALKS,CURBS (100 SQ		Structures and Improvements	J114		07/01/41	120	\$833	\$0	\$833
239	ITXPER00099	SVC8000	BUILDINGS		Structures and Improvements	J114		07/01/42	120	\$252	\$0	\$252
240	ITXPER00099	SVC8000	BUILDINGS		Structures and Improvements	J114		07/01/44	120	\$384	\$0	\$384
241	ITXPER00099	SVC8000	BUILDINGS		Structures and Improvements	J114		07/01/45	120	\$92	\$0	\$92
242	ITXPER00099	SVC8000	BUILDINGS		Structures and Improvements	J114		07/01/47	120	\$8,724	\$0	\$8,724
243	ITXPER00099	SVC8000	BUILDINGS		Structures and Improvements	J114		07/01/48	120	\$1,684	\$0	\$1,684
244	ITXPER00099	SVC8000	BUILDINGS		Structures and Improvements	J114		07/01/49	120	\$7,072	\$0	\$7,072
245	ITXPER00099	SVC8000	BUILDINGS		Structures and Improvements	J114		07/01/50	120	\$2,007	\$0	\$2,007
246	ITXPER00099	SVC8000	LANDSCAPING		Structures and Improvements	J114		07/01/51	120	\$652	\$0	\$652
247	ITXPER00099	SVC8000	BUILDINGS		Structures and Improvements	J114		07/01/51	120	\$146	\$0	\$146
248	ITXPER00099	SVC8000	BUILDINGS		Structures and Improvements	J114		07/01/52	120	\$1,648	\$0	\$1,648
249	ITXPER00099	SVC8000	PAVEMENTS,ROADS,WALKS,CURBS (100 SQ		Structures and Improvements	J114		07/01/52	120	\$1,855	\$0	\$1,855
250	ITXPER00099	SVC8000	BUILDINGS		Structures and Improvements	J114		07/01/53	120	\$322	\$0	\$322
251	ITXPER00099	SVC8000	FENCE		Structures and Improvements	J114		07/01/53	120	\$620	\$0	\$620
252	ITXPER00099	SVC8000	HVAC SYSTEM INTRA-SITE		Structures and Improvements	J114		07/01/53	120	\$1,216	\$0	\$1,216
253	ITXPER00099	SVC8000	YARD LIGHTING		Structures and Improvements	J114		07/01/53	120	\$595	\$0	\$595
254	ITXPER00099	SVC8000	BUILDINGS		Structures and Improvements	J114		07/01/54	120	\$1,350	\$0	\$1,350
255	ITXPER00099	SVC8000	FENCE		Structures and Improvements	J114		07/01/55	120	\$230	\$0	\$230
256	ITXPER00099	SVC8000	PAVEMENTS,ROADS,WALKS,CURBS (100 SQ		Structures and Improvements	J114		07/01/55	120	\$3,012	\$0	\$3,012
257	ITXPER00099	SVC8000	BUILDINGS		Structures and Improvements	J114		07/01/56	120	\$36,498	\$0	\$36,498
258	ITXPER00099	SVC8000	FENCE		Structures and Improvements	J114		07/01/56	120	\$257	\$0	\$257
259	ITXPER00099	SVC8000	PAVEMENTS,ROADS,WALKS,CURBS (100 SQ		Structures and Improvements	J114		07/01/56	120	\$2,726	\$0	\$2,726
260	ITXPER00099	SVC8000	BUILDINGS		Structures and Improvements	J114		07/01/56	120	\$6,158	\$0	\$6,158
261	ITXPER00099	SVC8000	FENCE		Structures and Improvements	J114		07/01/56	120	\$799	\$0	\$799
262	ITXPER00099	SVC8000	BUILDINGS		Structures and Improvements	J114		07/01/57	120	\$5,087	\$0	\$5,087
263	ITXPER00099	SVC8000	DRAINAGE SYSTEM - OUTSIDE		Structures and Improvements	J114		07/01/57	120	\$4,642	\$0	\$4,642
264	ITXPER00099	SVC8000	PAVEMENTS,ROADS,WALKS,CURBS (100 SQ		Structures and Improvements	J114		07/01/57	120	\$1,879	\$0	\$1,879
265	ITXPER00099	SVC8000	BUILDINGS		Structures and Improvements	J114		07/01/58	120	\$300	\$0	\$300
266	ITXPER00099	SVC8000	BUILDINGS		Structures and Improvements	J114		07/01/59	120	\$3,250	\$0	\$3,250
267	ITXPER00099	SVC8000	BUILDINGS		Structures and Improvements	J114		07/01/59	120	\$1,461	\$0	\$1,461
268	ITXPER00099	SVC8000	WATER SUPPLY SYSTEM		Structures and Improvements	J114		07/01/59	120	\$125	\$0	\$125
269	ITXPER00099	SVC8000	BUILDINGS		Structures and Improvements	J114		07/01/60	120	\$564	\$0	\$564
270	ITXPER00099	SVC8000	BUILDINGS		Structures and Improvements	J114		07/01/60	120	\$2,743	\$0	\$2,743

THE NARRAGANSETT ELECTRIC COMPANY
d/b/a NATIONAL GRID
RIPUC Docket Nos. 4770/4780
Compliance Attachment 3
Workpaper 6f
Page 22 of 60

The Narragansett Electric Company d/b/a National Grid
Service Company Rents
Service Company Capital for Facilities allocated to Operating Companies as Rent Expense
For the Rate Year ended August 31, 2011

09/01/2020 08/31/2021 8.23000%

Line	Work order	estment N:	Project Description	Account Description	NECO	Balance	08/31/2021	Average	Service Co	Year Return	Return on
						09/01/2020	Balance	Balance	Return	Accum	Taxes
						Balance				Return	Accum
217	90000150219	SVG8000	PC & MISC COMPUTER EQUIPMENT	Office Furniture and Equipment	YES	\$69,811	\$56,299	\$65,055	8.23%	\$5,189	(\$1,138)
218	90000141768	SVG8000	PC & MISC COMPUTER EQUIPMENT	Office Furniture and Equipment	YES	\$990,494	\$823,087	\$906,790	8.23%	\$74,629	(\$17,026)
219	90000182190	SVG8000	Non-unionized	Office Furniture and Equipment	YES	\$2,624,497	\$2,230,823	\$2,427,660	8.23%	\$199,796	(\$42,722)
220	ITXFER00099	SVG8000	BINS BUNKERS SHELVING	Stores Equipment	YES	\$0	\$0	\$0	8.23%	\$0	\$0
221	ITXFER00099	SVG8000	BINS BUNKERS SHELVING	Stores Equipment	YES	\$1,210	\$550	\$880	8.23%	\$72	(\$20)
222	ITXFER00099	SVG8000	BUILDINGS	Structures and Improvements	NO	\$0	\$0	\$0	8.23%	\$0	\$0
223	ITXFER00099	SVG8000	PAVEMENTS,ROADS,WALKS,CURBS (100 SQ	Structures and Improvements	NO	\$0	\$0	\$0	8.23%	\$0	\$0
224	ITXFER00099	SVG8000	YARD LIGHTING	Structures and Improvements	YES	\$0	\$0	\$0	8.23%	\$0	\$0
225	ITXFER00099	SVG8000	BUILDINGS	Structures and Improvements	NO	\$0	\$0	\$0	8.23%	\$0	\$0
226	ITXFER00099	SVG8000	BUILDINGS	Structures and Improvements	NO	\$0	\$0	\$0	8.23%	\$0	\$0
227	ITXFER00099	SVG8000	FENCE	Structures and Improvements	NO	\$0	\$0	\$0	8.23%	\$0	\$0
228	ITXFER00099	SVG8000	FENCE	Structures and Improvements	NO	\$0	\$0	\$0	8.23%	\$0	\$0
229	ITXFER00099	SVG8000	YARD LIGHTING	Structures and Improvements	YES	\$0	\$0	\$0	8.23%	\$0	\$0
230	ITXFER00099	SVG8000	BUILDINGS	Structures and Improvements	NO	\$0	\$0	\$0	8.23%	\$0	\$0
231	ITXFER00099	SVG8000	COMMUNICATION SYSTEM INTRA-SITE	Structures and Improvements	NO	\$0	\$0	\$0	8.23%	\$0	\$0
232	ITXFER00099	SVG8000	FENCE	Structures and Improvements	NO	\$0	\$0	\$0	8.23%	\$0	\$0
233	ITXFER00099	SVG8000	BUILDINGS	Structures and Improvements	NO	\$0	\$0	\$0	8.23%	\$0	\$0
234	ITXFER00099	SVG8000	BUILDINGS	Structures and Improvements	YES	\$0	\$0	\$0	8.23%	\$0	\$0
235	ITXFER00099	SVG8000	BUILDINGS	Structures and Improvements	NO	\$0	\$0	\$0	8.23%	\$0	\$0
236	ITXFER00099	SVG8000	FENCE	Structures and Improvements	YES	\$0	\$0	\$0	8.23%	\$0	\$0
237	ITXFER00099	SVG8000	YARD LIGHTING	Structures and Improvements	NO	\$0	\$0	\$0	8.23%	\$0	\$0
238	ITXFER00099	SVG8000	PAVEMENTS,ROADS,WALKS,CURBS (100 SQ	Structures and Improvements	NO	\$0	\$0	\$0	8.23%	\$0	\$0
239	ITXFER00099	SVG8000	BUILDINGS	Structures and Improvements	NO	\$0	\$0	\$0	8.23%	\$0	\$0
240	ITXFER00099	SVG8000	BUILDINGS	Structures and Improvements	NO	\$0	\$0	\$0	8.23%	\$0	\$0
241	ITXFER00099	SVG8000	BUILDINGS	Structures and Improvements	NO	\$0	\$0	\$0	8.23%	\$0	\$0
242	ITXFER00099	SVG8000	BUILDINGS	Structures and Improvements	NO	\$0	\$0	\$0	8.23%	\$0	\$0
243	ITXFER00099	SVG8000	BUILDINGS	Structures and Improvements	NO	\$0	\$0	\$0	8.23%	\$0	\$0
244	ITXFER00099	SVG8000	BUILDINGS	Structures and Improvements	NO	\$0	\$0	\$0	8.23%	\$0	\$0
245	ITXFER00099	SVG8000	BUILDINGS	Structures and Improvements	NO	\$0	\$0	\$0	8.23%	\$0	\$0
246	ITXFER00099	SVG8000	LANDSCAPING	Structures and Improvements	NO	\$0	\$0	\$0	8.23%	\$0	\$0
247	ITXFER00099	SVG8000	BUILDINGS	Structures and Improvements	NO	\$0	\$0	\$0	8.23%	\$0	\$0
248	ITXFER00099	SVG8000	BUILDINGS	Structures and Improvements	NO	\$0	\$0	\$0	8.23%	\$0	\$0
249	ITXFER00099	SVG8000	PAVEMENTS,ROADS,WALKS,CURBS (100 SQ	Structures and Improvements	NO	\$0	\$0	\$0	8.23%	\$0	\$0
250	ITXFER00099	SVG8000	BUILDINGS	Structures and Improvements	NO	\$0	\$0	\$0	8.23%	\$0	\$0
251	ITXFER00099	SVG8000	FENCE	Structures and Improvements	NO	\$0	\$0	\$0	8.23%	\$0	\$0
252	ITXFER00099	SVG8000	HVAC SYSTEM INTRA-SITE	Structures and Improvements	NO	\$0	\$0	\$0	8.23%	\$0	\$0
253	ITXFER00099	SVG8000	YARD LIGHTING	Structures and Improvements	NO	\$0	\$0	\$0	8.23%	\$0	\$0
254	ITXFER00099	SVG8000	BUILDINGS	Structures and Improvements	NO	\$0	\$0	\$0	8.23%	\$0	\$0
255	ITXFER00099	SVG8000	FENCE	Structures and Improvements	NO	\$0	\$0	\$0	8.23%	\$0	\$0
256	ITXFER00099	SVG8000	PAVEMENTS,ROADS,WALKS,CURBS (100 SQ	Structures and Improvements	NO	\$0	\$0	\$0	8.23%	\$0	\$0
257	ITXFER00099	SVG8000	BUILDINGS	Structures and Improvements	NO	\$0	\$0	\$0	8.23%	\$0	\$337
258	ITXFER00099	SVG8000	FENCE	Structures and Improvements	NO	\$0	\$0	\$0	8.23%	\$0	\$2
259	ITXFER00099	SVG8000	PAVEMENTS,ROADS,WALKS,CURBS (100 SQ	Structures and Improvements	NO	\$0	\$0	\$0	8.23%	\$0	\$25
260	ITXFER00099	SVG8000	BUILDINGS	Structures and Improvements	NO	\$0	\$0	\$0	8.23%	\$0	\$7
261	ITXFER00099	SVG8000	FENCE	Structures and Improvements	NO	\$0	\$0	\$0	8.23%	\$0	\$7
262	ITXFER00099	SVG8000	BUILDINGS	Structures and Improvements	NO	\$0	\$0	\$0	8.23%	\$0	\$47
263	ITXFER00099	SVG8000	DRAINAGE SYSTEM - OUTSIDE	Structures and Improvements	NO	\$0	\$0	\$0	8.23%	\$0	\$43
264	ITXFER00099	SVG8000	PAVEMENTS,ROADS,WALKS,CURBS (100 SQ	Structures and Improvements	NO	\$0	\$0	\$0	8.23%	\$0	\$17
265	ITXFER00099	SVG8000	BUILDINGS	Structures and Improvements	NO	\$0	\$0	\$0	8.23%	\$0	\$3
266	ITXFER00099	SVG8000	BUILDINGS	Structures and Improvements	NO	\$0	\$0	\$0	8.23%	\$0	\$30
267	ITXFER00099	SVG8000	BUILDINGS	Structures and Improvements	NO	\$0	\$0	\$0	8.23%	\$0	\$13
268	ITXFER00099	SVG8000	WATER SUPPLY SYSTEM	Structures and Improvements	NO	\$0	\$0	\$0	8.23%	\$0	\$1
269	ITXFER00099	SVG8000	BUILDINGS	Structures and Improvements	NO	\$0	\$0	\$0	8.23%	\$0	\$5
270	ITXFER00099	SVG8000	BUILDINGS	Structures and Improvements	NO	\$0	\$0	\$0	8.23%	\$0	\$25

THE NARRAGANSETT ELECTRIC COMPANY
d/b/a NATIONAL GRID
RIPUC Docket Nos. 4770/4780
Compliance Attachment 3
Workpaper 6f
Page 23 of 60

The Narragansett Electric Company d/b/a National Grid
Service Company Rents
Service Company Capital for Facilities allocated to Operating Companies as Rent Expense
For the Rate Year ended August 31, 2021

Gas

Line	Work order	estimation N:	Project Description	Account Description	Total Return	Year	Amortization	Test Year		Test Year		Test Year		Test Year
								NECO G	Allocation	NECO G	Rent-Return	NECO G	Depn	
217	90000150219	SVC8000	PC & MISC COMPUTER EQUIPMENT	Office Furniture and Equipment	\$4,052	\$13,512	2.8497%	\$115	\$385	8.3686%	\$339			\$339
218	90000141768	SVC8000	PC & MISC COMPUTER EQUIPMENT	Office Furniture and Equipment	\$57,603	\$167,407	4.0899%	\$2,356	\$6,847	9.6901%	\$5,582			\$5,582
219	90000182190	SVC8000	Non-unionized	Office Furniture and Equipment	\$157,074	\$393,675	2.8497%	\$4,476	\$11,219	8.3686%	\$13,145			\$13,145
220	TXFER00099	SVC8000	BINS BUNKERS SHELVING	Stores Equipment	\$53	\$660	0.0000%	\$2	\$27	0.0000%	\$0			\$0
221	TXFER00099	SVC8000	BINS BUNKERS SHELVING	Stores Equipment	\$53	\$660	4.0899%	\$2	\$27	9.6901%	\$5			\$5
222	TXFER00099	SVC8000	BUILDINGS	Structures and Improvements	\$0	\$0	0.0000%	\$0	\$0	0.0000%	\$0			\$0
223	TXFER00099	SVC8000	PAVEMENTS,ROADS,WALKS,CURBS (100 SQ	Structures and Improvements	\$0	\$0	0.0000%	\$0	\$0	0.0000%	\$0			\$0
224	TXFER00099	SVC8000	YARD LIGHTING	Structures and Improvements	\$0	\$0	0.0000%	\$0	\$0	0.0000%	\$0			\$0
225	TXFER00099	SVC8000	BUILDINGS	Structures and Improvements	\$0	\$0	0.0000%	\$0	\$0	0.0000%	\$0			\$0
226	TXFER00099	SVC8000	BUILDINGS	Structures and Improvements	\$0	\$0	0.0000%	\$0	\$0	0.0000%	\$0			\$0
227	TXFER00099	SVC8000	FENCE	Structures and Improvements	\$0	\$0	0.0000%	\$0	\$0	0.0000%	\$0			\$0
228	TXFER00099	SVC8000	FENCE	Structures and Improvements	\$0	\$0	0.0000%	\$0	\$0	0.0000%	\$0			\$0
229	TXFER00099	SVC8000	YARD LIGHTING	Structures and Improvements	\$0	\$0	0.0000%	\$0	\$0	0.0000%	\$0			\$0
230	TXFER00099	SVC8000	BUILDINGS	Structures and Improvements	\$0	\$0	0.0000%	\$0	\$0	0.0000%	\$0			\$0
231	TXFER00099	SVC8000	COMMUNICATION SYSTEM INTRA-SITE	Structures and Improvements	\$0	\$0	0.0000%	\$0	\$0	0.0000%	\$0			\$0
232	TXFER00099	SVC8000	FENCE	Structures and Improvements	\$0	\$0	0.0000%	\$0	\$0	0.0000%	\$0			\$0
233	TXFER00099	SVC8000	BUILDINGS	Structures and Improvements	\$0	\$0	0.0000%	\$0	\$0	0.0000%	\$0			\$0
234	TXFER00099	SVC8000	BUILDINGS	Structures and Improvements	\$0	\$0	0.0000%	\$0	\$0	0.0000%	\$0			\$0
235	TXFER00099	SVC8000	BUILDINGS	Structures and Improvements	\$0	\$0	0.0000%	\$0	\$0	0.0000%	\$0			\$0
236	TXFER00099	SVC8000	FENCE	Structures and Improvements	\$0	\$0	0.0000%	\$0	\$0	0.0000%	\$0			\$0
237	TXFER00099	SVC8000	YARD LIGHTING	Structures and Improvements	\$0	\$0	0.0000%	\$0	\$0	0.0000%	\$0			\$0
238	TXFER00099	SVC8000	PAVEMENTS,ROADS,WALKS,CURBS (100 SQ	Structures and Improvements	\$0	\$0	0.0000%	\$0	\$0	0.0000%	\$0			\$0
239	TXFER00099	SVC8000	BUILDINGS	Structures and Improvements	\$0	\$0	0.0000%	\$0	\$0	0.0000%	\$0			\$0
240	TXFER00099	SVC8000	BUILDINGS	Structures and Improvements	\$0	\$0	0.0000%	\$0	\$0	0.0000%	\$0			\$0
241	TXFER00099	SVC8000	BUILDINGS	Structures and Improvements	\$0	\$0	0.0000%	\$0	\$0	0.0000%	\$0			\$0
242	TXFER00099	SVC8000	BUILDINGS	Structures and Improvements	\$0	\$0	0.0000%	\$0	\$0	0.0000%	\$0			\$0
243	TXFER00099	SVC8000	BUILDINGS	Structures and Improvements	\$0	\$0	0.0000%	\$0	\$0	0.0000%	\$0			\$0
244	TXFER00099	SVC8000	BUILDINGS	Structures and Improvements	\$0	\$0	0.0000%	\$0	\$0	0.0000%	\$0			\$0
245	TXFER00099	SVC8000	BUILDINGS	Structures and Improvements	\$0	\$0	0.0000%	\$0	\$0	0.0000%	\$0			\$0
246	TXFER00099	SVC8000	LANDSCAPING	Structures and Improvements	\$0	\$0	0.0000%	\$0	\$0	0.0000%	\$0			\$0
247	TXFER00099	SVC8000	BUILDINGS	Structures and Improvements	\$0	\$0	0.0000%	\$0	\$0	0.0000%	\$0			\$0
248	TXFER00099	SVC8000	BUILDINGS	Structures and Improvements	\$0	\$0	0.0000%	\$0	\$0	0.0000%	\$0			\$0
249	TXFER00099	SVC8000	PAVEMENTS,ROADS,WALKS,CURBS (100 SQ	Structures and Improvements	\$0	\$0	0.0000%	\$0	\$0	0.0000%	\$0			\$0
250	TXFER00099	SVC8000	BUILDINGS	Structures and Improvements	\$0	\$0	0.0000%	\$0	\$0	0.0000%	\$0			\$0
251	TXFER00099	SVC8000	FENCE	Structures and Improvements	\$0	\$0	0.0000%	\$0	\$0	0.0000%	\$0			\$0
252	TXFER00099	SVC8000	HVAC SYSTEM INTRA-SITE	Structures and Improvements	\$0	\$0	0.0000%	\$0	\$0	0.0000%	\$0			\$0
253	TXFER00099	SVC8000	YARD LIGHTING	Structures and Improvements	\$0	\$0	0.0000%	\$0	\$0	0.0000%	\$0			\$0
254	TXFER00099	SVC8000	BUILDINGS	Structures and Improvements	\$0	\$0	0.0000%	\$0	\$0	0.0000%	\$0			\$0
255	TXFER00099	SVC8000	FENCE	Structures and Improvements	\$0	\$0	0.0000%	\$0	\$0	0.0000%	\$0			\$0
256	TXFER00099	SVC8000	PAVEMENTS,ROADS,WALKS,CURBS (100 SQ	Structures and Improvements	\$337	\$0	6.2600%	\$21	\$0	0.0000%	\$0			\$0
257	TXFER00099	SVC8000	BUILDINGS	Structures and Improvements	\$2	\$0	6.2600%	\$0	\$0	0.0000%	\$0			\$0
258	TXFER00099	SVC8000	FENCE	Structures and Improvements	\$25	\$0	6.2600%	\$2	\$0	0.0000%	\$0			\$0
259	TXFER00099	SVC8000	PAVEMENTS,ROADS,WALKS,CURBS (100 SQ	Structures and Improvements	\$57	\$0	6.2600%	\$4	\$0	0.0000%	\$0			\$0
260	TXFER00099	SVC8000	BUILDINGS	Structures and Improvements	\$7	\$0	6.2600%	\$0	\$0	0.0000%	\$0			\$0
261	TXFER00099	SVC8000	FENCE	Structures and Improvements	\$47	\$0	6.2600%	\$3	\$0	0.0000%	\$0			\$0
262	TXFER00099	SVC8000	BUILDINGS	Structures and Improvements	\$43	\$0	6.2600%	\$3	\$0	0.0000%	\$0			\$0
263	TXFER00099	SVC8000	DRAINAGE SYSTEM - OUTSIDE	Structures and Improvements	\$17	\$0	6.2600%	\$1	\$0	0.0000%	\$0			\$0
264	TXFER00099	SVC8000	PAVEMENTS,ROADS,WALKS,CURBS (100 SQ	Structures and Improvements	\$3	\$0	6.2600%	\$0	\$0	0.0000%	\$0			\$0
265	TXFER00099	SVC8000	BUILDINGS	Structures and Improvements	\$30	\$0	6.2600%	\$2	\$0	0.0000%	\$0			\$0
266	TXFER00099	SVC8000	BUILDINGS	Structures and Improvements	\$13	\$0	6.2600%	\$1	\$0	0.0000%	\$0			\$0
267	TXFER00099	SVC8000	BUILDINGS	Structures and Improvements	\$5	\$0	6.2600%	\$0	\$0	0.0000%	\$0			\$0
268	TXFER00099	SVC8000	WATER SUPPLY SYSTEM	Structures and Improvements	\$25	\$0	6.2600%	\$2	\$0	0.0000%	\$0			\$0
269	TXFER00099	SVC8000	BUILDINGS	Structures and Improvements	\$0	\$0	0.0000%	\$0	\$0	0.0000%	\$0			\$0
270	TXFER00099	SVC8000	BUILDINGS	Structures and Improvements	\$0	\$0	0.0000%	\$0	\$0	0.0000%	\$0			\$0

The Narragansett Electric Company db/a National Grid
 Service Company Rents
 Service Company Capital for Facilities allocated to Operating Companies as Rent Expense
 For the Rate Year ended August 31, 2021

Distribution

09/01/20 08/31/21

Line	Work order	estment N:	Project Description	Account Description	Test Year Rent Depreciation	Less IFA Salary & Wage Allocator	Total	Amortizat ion Period	Bonus Rate	Bonus Depreciation	09/01/20 Balance	08/31/2021 Balance
217	90000150219	SVC8000	PC & MISC COMPUTER EQUIPMENT	Office Furniture and Equipment	\$1,071	\$193	\$1,218	84	48.52%	\$65,292	\$119,540	\$125,768
218	90000141768	SVC8000	PC & MISC COMPUTER EQUIPMENT	Office Furniture and Equipment	\$16,222	\$2,978	\$18,825	84	49.95%	\$836,174	\$1,487,139	\$1,561,880
219	90000182190	SVC8000	Non-umbrized	Office Furniture and Equipment	\$31,207	\$6,058	\$38,294	84	49.95%	\$1,966,342	\$3,321,192	\$3,497,149
220	1TXFER00099	SVC8000	BINS BUNKERS SHELVING	Stores Equipment	\$64	\$9	\$60	84	46.14%	\$2,507	\$5,435	\$5,435
221	1TXFER00099	SVC8000	BINS BUNKERS SHELVING	Stores Equipment	\$64	\$9	\$60	84	46.14%	\$3,045	\$6,600	\$6,600
222	1TXFER00099	SVC8000	PAVEMENTS,ROADS,WALKS,CURBS	Structures and Improvement	\$0	\$0	\$0	468	0.00%	\$0	\$311	\$311
223	1TXFER00099	SVC8000	PAVEMENTS,ROADS,WALKS,CURBS	Structures and Improvement	\$0	\$0	\$0	468	0.00%	\$0	\$528	\$528
224	1TXFER00099	SVC8000	YARD LIGHTING	Structures and Improvement	\$0	\$0	\$0	468	0.00%	\$0	\$97	\$97
225	1TXFER00099	SVC8000	BUILDINGS	Structures and Improvement	\$0	\$0	\$0	468	0.00%	\$0	\$1,567	\$1,567
226	1TXFER00099	SVC8000	FENCE	Structures and Improvement	\$0	\$0	\$0	468	0.00%	\$0	\$106,846	\$106,846
227	1TXFER00099	SVC8000	FENCE	Structures and Improvement	\$0	\$0	\$0	468	0.00%	\$0	\$522	\$522
228	1TXFER00099	SVC8000	FENCE	Structures and Improvement	\$0	\$0	\$0	468	0.00%	\$0	\$87	\$87
229	1TXFER00099	SVC8000	YARD LIGHTING	Structures and Improvement	\$0	\$0	\$0	468	0.00%	\$0	\$24	\$24
230	1TXFER00099	SVC8000	BUILDINGS	Structures and Improvement	\$0	\$0	\$0	468	0.00%	\$0	\$2,788	\$2,788
231	1TXFER00099	SVC8000	COMMUNICATION, SYSTEM INTRA-SITE	Structures and Improvement	\$0	\$0	\$0	468	0.00%	\$0	\$312	\$312
232	1TXFER00099	SVC8000	FENCE	Structures and Improvement	\$0	\$0	\$0	468	0.00%	\$0	\$2,615	\$2,615
233	1TXFER00099	SVC8000	BUILDINGS	Structures and Improvement	\$0	\$0	\$0	468	0.00%	\$0	\$256	\$256
234	1TXFER00099	SVC8000	BUILDINGS	Structures and Improvement	\$0	\$0	\$0	468	0.00%	\$0	\$3,542	\$3,542
235	1TXFER00099	SVC8000	BUILDINGS	Structures and Improvement	\$0	\$0	\$0	468	0.00%	\$0	\$274	\$274
236	1TXFER00099	SVC8000	FENCE	Structures and Improvement	\$0	\$0	\$0	468	0.00%	\$0	\$129	\$129
237	1TXFER00099	SVC8000	YARD LIGHTING	Structures and Improvement	\$0	\$0	\$0	468	0.00%	\$0	\$383	\$383
238	1TXFER00099	SVC8000	PAVEMENTS,ROADS,WALKS,CURBS	Structures and Improvement	\$0	\$0	\$0	468	0.00%	\$0	\$833	\$833
239	1TXFER00099	SVC8000	BUILDINGS	Structures and Improvement	\$0	\$0	\$0	468	0.00%	\$0	\$252	\$252
240	1TXFER00099	SVC8000	BUILDINGS	Structures and Improvement	\$0	\$0	\$0	468	0.00%	\$0	\$384	\$384
241	1TXFER00099	SVC8000	BUILDINGS	Structures and Improvement	\$0	\$0	\$0	468	0.00%	\$0	\$92	\$92
242	1TXFER00099	SVC8000	BUILDINGS	Structures and Improvement	\$0	\$0	\$0	468	0.00%	\$0	\$0	\$0
243	1TXFER00099	SVC8000	BUILDINGS	Structures and Improvement	\$0	\$0	\$0	468	0.00%	\$0	\$8,724	\$8,724
244	1TXFER00099	SVC8000	BUILDINGS	Structures and Improvement	\$0	\$0	\$0	468	0.00%	\$0	\$1,684	\$1,684
245	1TXFER00099	SVC8000	BUILDINGS	Structures and Improvement	\$0	\$0	\$0	468	0.00%	\$0	\$7,072	\$7,072
246	1TXFER00099	SVC8000	LANDSCAPING	Structures and Improvement	\$0	\$0	\$0	468	0.00%	\$0	\$2,007	\$2,007
247	1TXFER00099	SVC8000	BUILDINGS	Structures and Improvement	\$0	\$0	\$0	468	0.00%	\$0	\$652	\$652
248	1TXFER00099	SVC8000	BUILDINGS	Structures and Improvement	\$0	\$0	\$0	468	0.00%	\$0	\$146	\$146
249	1TXFER00099	SVC8000	PAVEMENTS,ROADS,WALKS,CURBS	Structures and Improvement	\$0	\$0	\$0	468	0.00%	\$0	\$1,648	\$1,648
250	1TXFER00099	SVC8000	BUILDINGS	Structures and Improvement	\$0	\$0	\$0	468	0.00%	\$0	\$1,855	\$1,855
251	1TXFER00099	SVC8000	FENCE	Structures and Improvement	\$0	\$0	\$0	468	0.00%	\$0	\$322	\$322
252	1TXFER00099	SVC8000	HVAC SYSTEM INTRA-SITE	Structures and Improvement	\$0	\$0	\$0	468	0.00%	\$0	\$620	\$620
253	1TXFER00099	SVC8000	YARD LIGHTING	Structures and Improvement	\$0	\$0	\$0	468	0.00%	\$0	\$1,216	\$1,216
254	1TXFER00099	SVC8000	BUILDINGS	Structures and Improvement	\$0	\$0	\$0	468	0.00%	\$0	\$595	\$595
255	1TXFER00099	SVC8000	FENCE	Structures and Improvement	\$0	\$0	\$0	468	0.00%	\$0	\$1,350	\$1,350
256	1TXFER00099	SVC8000	PAVEMENTS,ROADS,WALKS,CURBS	Structures and Improvement	\$0	\$0	\$0	468	0.00%	\$0	\$230	\$230
257	1TXFER00099	SVC8000	BUILDINGS	Structures and Improvement	\$0	\$0	\$0	468	0.00%	\$0	\$3,012	\$3,012
258	1TXFER00099	SVC8000	FENCE	Structures and Improvement	\$0	\$0	\$0	468	0.00%	\$0	\$21,057	\$21,057
259	1TXFER00099	SVC8000	PAVEMENTS,ROADS,WALKS,CURBS	Structures and Improvement	\$0	\$0	\$0	468	0.00%	\$0	\$1,573	\$1,573
260	1TXFER00099	SVC8000	BUILDINGS	Structures and Improvement	\$0	\$0	\$0	468	0.00%	\$0	\$3,553	\$3,553
261	1TXFER00099	SVC8000	FENCE	Structures and Improvement	\$0	\$0	\$0	468	0.00%	\$0	\$461	\$461
262	1TXFER00099	SVC8000	BUILDINGS	Structures and Improvement	\$0	\$0	\$0	468	0.00%	\$0	\$2,935	\$2,935
263	1TXFER00099	SVC8000	DRAINAGE SYSTEM - OUTSIDE	Structures and Improvement	\$0	\$0	\$0	468	0.00%	\$0	\$2,678	\$2,678
264	1TXFER00099	SVC8000	PAVEMENTS,ROADS,WALKS,CURBS	Structures and Improvement	\$0	\$0	\$0	468	0.00%	\$0	\$1,084	\$1,084
265	1TXFER00099	SVC8000	BUILDINGS	Structures and Improvement	\$0	\$0	\$0	468	0.00%	\$0	\$173	\$173
266	1TXFER00099	SVC8000	BUILDINGS	Structures and Improvement	\$0	\$0	\$0	468	0.00%	\$0	\$1,875	\$1,875
267	1TXFER00099	SVC8000	BUILDINGS	Structures and Improvement	\$0	\$0	\$0	468	0.00%	\$0	\$843	\$843
268	1TXFER00099	SVC8000	WATER SUPPLY SYSTEM	Structures and Improvement	\$0	\$0	\$0	468	0.00%	\$0	\$72	\$72
269	1TXFER00099	SVC8000	BUILDINGS	Structures and Improvement	\$0	\$0	\$0	468	0.00%	\$0	\$325	\$325
270	1TXFER00099	SVC8000	BUILDINGS	Structures and Improvement	\$0	\$0	\$0	468	0.00%	\$0	\$1,582	\$1,582

THE NARRAGANSETT ELECTRIC COMPANY

d/b/a NATIONAL GRID

RIPUC Docket Nos. 4770/4780

Compliance Attachment 3

Workpaper 6f

Page 25 of 60

The Narragansett Electric Company d/b/a National Grid
 Service Company Reimbursements
 Service Company Capital for Facilities allocated to Operating Companies, as Rent Expense
 For the Rate Year ended August 31, 2021

Line	Work order	estimation N:	Project Description	Account Description	Average Balance	Cash Tax	09/01/2020 Balance	08/31/2021 Balance	Average Balance	Book Tax	Cash to Book Tax Difference	Return on Accum Taxes
217	90000150219	SVG8000	PC & MISC COMPUTER EQUIPMENT	Office Furniture and Equipment	\$122,654	\$33,509	\$65,307	\$78,819	\$72,063	\$19,688	\$13,822	\$1,138
218	90000141768	SVG8000	PC & MISC COMPUTER EQUIPMENT	Office Furniture and Equipment	\$1,524,509	\$416,496	\$683,581	\$850,988	\$767,284	\$209,622	\$206,874	\$17,026
219	90000182190	SVG8000	Non-umitized	Office Furniture and Equipment	\$3,409,170	\$931,385	\$1,312,249	\$1,705,923	\$1,509,086	\$412,282	\$519,103	\$42,722
220	ITXFER00099	SVG8000	BINS BUNKERS SHELVING	Stores Equipment	\$5,435	\$5,435	\$5,435	\$5,435	\$5,435	\$1,485	\$0	\$0
221	ITXFER00099	SVG8000	BINS BUNKERS SHELVING	Stores Equipment	\$6,600	\$1,803	\$5,390	\$6,650	\$5,720	\$1,563	\$240	\$0
222	ITXFER00099	SVG8000	PAVEMENTS,ROADS,WALKS,CURBS (100 SQ	Structures and Improvements	\$311	\$85	\$311	\$311	\$311	\$85	\$0	\$0
223	ITXFER00099	SVG8000	PAVEMENTS,ROADS,WALKS,CURBS (100 SQ	Structures and Improvements	\$528	\$144	\$528	\$528	\$528	\$144	\$0	\$0
224	ITXFER00099	SVG8000	YARD LIGHTING	Structures and Improvements	\$97	\$26	\$97	\$97	\$97	\$26	\$0	\$0
225	ITXFER00099	SVG8000	BUILDINGS	Structures and Improvements	\$1,567	\$428	\$1,567	\$1,567	\$1,567	\$428	\$0	\$0
226	ITXFER00099	SVG8000	BUILDINGS	Structures and Improvements	\$1,068,846	\$29,190	\$1,068,846	\$1,068,846	\$1,068,846	\$29,190	\$0	\$0
227	ITXFER00099	SVG8000	FENCE	Structures and Improvements	\$522	\$143	\$522	\$522	\$522	\$143	\$0	\$0
228	ITXFER00099	SVG8000	FENCE	Structures and Improvements	\$87	\$24	\$87	\$87	\$87	\$24	\$0	\$0
229	ITXFER00099	SVG8000	YARD LIGHTING	Structures and Improvements	\$24	\$7	\$24	\$24	\$24	\$7	\$0	\$0
230	ITXFER00099	SVG8000	BUILDINGS	Structures and Improvements	\$2,788	\$762	\$2,788	\$2,788	\$2,788	\$762	\$0	\$0
231	ITXFER00099	SVG8000	COMMUNICATION SYSTEM INTRA-SITE	Structures and Improvements	\$312	\$85	\$312	\$312	\$312	\$85	\$0	\$0
232	ITXFER00099	SVG8000	FENCE	Structures and Improvements	\$2,615	\$714	\$2,615	\$2,615	\$2,615	\$714	\$0	\$0
233	ITXFER00099	SVG8000	BUILDINGS	Structures and Improvements	\$256	\$70	\$256	\$256	\$256	\$70	\$0	\$0
234	ITXFER00099	SVG8000	BUILDINGS	Structures and Improvements	\$3,542	\$968	\$3,542	\$3,542	\$3,542	\$968	\$0	\$0
235	ITXFER00099	SVG8000	BUILDINGS	Structures and Improvements	\$274	\$75	\$274	\$274	\$274	\$75	\$0	\$0
236	ITXFER00099	SVG8000	FENCE	Structures and Improvements	\$129	\$35	\$129	\$129	\$129	\$35	\$0	\$0
237	ITXFER00099	SVG8000	YARD LIGHTING	Structures and Improvements	\$383	\$105	\$383	\$383	\$383	\$105	\$0	\$0
238	ITXFER00099	SVG8000	PAVEMENTS,ROADS,WALKS,CURBS (100 SQ	Structures and Improvements	\$833	\$227	\$833	\$833	\$833	\$227	\$0	\$0
239	ITXFER00099	SVG8000	BUILDINGS	Structures and Improvements	\$252	\$69	\$252	\$252	\$252	\$69	\$0	\$0
240	ITXFER00099	SVG8000	BUILDINGS	Structures and Improvements	\$384	\$105	\$384	\$384	\$384	\$105	\$0	\$0
241	ITXFER00099	SVG8000	BUILDINGS	Structures and Improvements	\$92	\$25	\$92	\$92	\$92	\$25	\$0	\$0
242	ITXFER00099	SVG8000	BUILDINGS	Structures and Improvements	\$8,724	\$2,383	\$8,724	\$8,724	\$8,724	\$2,383	\$0	\$0
243	ITXFER00099	SVG8000	BUILDINGS	Structures and Improvements	\$1,684	\$460	\$1,684	\$1,684	\$1,684	\$460	\$0	\$0
244	ITXFER00099	SVG8000	BUILDINGS	Structures and Improvements	\$7,072	\$1,932	\$7,072	\$7,072	\$7,072	\$1,932	\$0	\$0
245	ITXFER00099	SVG8000	BUILDINGS	Structures and Improvements	\$2,007	\$548	\$2,007	\$2,007	\$2,007	\$548	\$0	\$0
246	ITXFER00099	SVG8000	LANDSCAPING	Structures and Improvements	\$652	\$178	\$652	\$652	\$652	\$178	\$0	\$0
247	ITXFER00099	SVG8000	BUILDINGS	Structures and Improvements	\$40	\$40	\$40	\$40	\$40	\$40	\$0	\$0
248	ITXFER00099	SVG8000	BUILDINGS	Structures and Improvements	\$1,648	\$450	\$1,648	\$1,648	\$1,648	\$450	\$0	\$0
249	ITXFER00099	SVG8000	PAVEMENTS,ROADS,WALKS,CURBS (100 SQ	Structures and Improvements	\$1,855	\$507	\$1,855	\$1,855	\$1,855	\$507	\$0	\$0
250	ITXFER00099	SVG8000	BUILDINGS	Structures and Improvements	\$322	\$88	\$322	\$322	\$322	\$88	\$0	\$0
251	ITXFER00099	SVG8000	FENCE	Structures and Improvements	\$620	\$169	\$620	\$620	\$620	\$169	\$0	\$0
252	ITXFER00099	SVG8000	HVAC SYSTEM INTRA-SITE	Structures and Improvements	\$1,216	\$332	\$1,216	\$1,216	\$1,216	\$332	\$0	\$0
253	ITXFER00099	SVG8000	YARD LIGHTING	Structures and Improvements	\$595	\$163	\$595	\$595	\$595	\$163	\$0	\$0
254	ITXFER00099	SVG8000	BUILDINGS	Structures and Improvements	\$1,350	\$369	\$1,350	\$1,350	\$1,350	\$369	\$0	\$0
255	ITXFER00099	SVG8000	FENCE	Structures and Improvements	\$230	\$63	\$230	\$230	\$230	\$63	\$0	\$0
256	ITXFER00099	SVG8000	PAVEMENTS,ROADS,WALKS,CURBS (100 SQ	Structures and Improvements	\$3,012	\$823	\$3,012	\$3,012	\$3,012	\$823	\$0	\$0
257	ITXFER00099	SVG8000	BUILDINGS	Structures and Improvements	\$2,152	\$5,881	\$36,498	\$36,498	\$36,498	\$9,971	(\$4,091)	(\$337)
258	ITXFER00099	SVG8000	FENCE	Structures and Improvements	\$151	\$41	\$257	\$257	\$257	\$70	(\$29)	(\$2)
259	ITXFER00099	SVG8000	PAVEMENTS,ROADS,WALKS,CURBS (100 SQ	Structures and Improvements	\$1,608	\$439	\$2,726	\$2,726	\$2,726	\$745	(\$306)	(\$25)
260	ITXFER00099	SVG8000	BUILDINGS	Structures and Improvements	\$3,632	\$992	\$6,158	\$6,158	\$6,158	\$1,682	(\$690)	(\$57)
261	ITXFER00099	SVG8000	FENCE	Structures and Improvements	\$471	\$129	\$799	\$799	\$799	\$218	(\$90)	(\$7)
262	ITXFER00099	SVG8000	BUILDINGS	Structures and Improvements	\$3,000	\$820	\$5,087	\$5,087	\$5,087	\$1,390	(\$570)	(\$47)
263	ITXFER00099	SVG8000	DRAINAGE SYSTEM - OUTSIDE	Structures and Improvements	\$2,738	\$748	\$4,642	\$4,642	\$4,642	\$1,268	(\$462)	(\$43)
264	ITXFER00099	SVG8000	PAVEMENTS,ROADS,WALKS,CURBS (100 SQ	Structures and Improvements	\$1,108	\$303	\$1,879	\$1,879	\$1,879	\$513	(\$211)	(\$17)
265	ITXFER00099	SVG8000	BUILDINGS	Structures and Improvements	\$177	\$48	\$300	\$300	\$300	\$82	(\$34)	(\$3)
266	ITXFER00099	SVG8000	BUILDINGS	Structures and Improvements	\$1,917	\$524	\$3,250	\$3,250	\$3,250	\$888	(\$364)	(\$30)
267	ITXFER00099	SVG8000	BUILDINGS	Structures and Improvements	\$862	\$235	\$1,461	\$1,461	\$1,461	\$399	(\$164)	(\$13)
268	ITXFER00099	SVG8000	WATER SUPPLY SYSTEM	Structures and Improvements	\$74	\$20	\$125	\$125	\$125	\$34	(\$1)	(\$1)
269	ITXFER00099	SVG8000	BUILDINGS	Structures and Improvements	\$333	\$91	\$564	\$564	\$564	\$154	(\$63)	(\$5)
270	ITXFER00099	SVG8000	BUILDINGS	Structures and Improvements	\$1,617	\$442	\$2,743	\$2,743	\$2,743	\$749	(\$307)	(\$25)

8.23%

27.32%

08/31/21

09/01/20

27.32%

THE NARRAGANSETT ELECTRIC COMPANY

d/b/a NATIONAL GRID

RIPUC Docket Nos. 4770/4780

Compliance Attachment 3

Workpaper 6f

Page 26 of 60

The Narragansett Electric Company d/b/a National Grid
 Service Company Remits
 Service Company Capital for Facilities allocated to Operating Companies as Rent Expense
 For the Rate Year ended August 31, 2021

Line	Work order	estm	Project Description	Account Description	Bill Pool	In Service Date	Amortizati on Period	Inception to Date \$	Adjustments	HTY Spend
271	ITXPER00099	SVC8000	FENCE	Structures and Improvements	J114	07/01/60	120	\$2,238	\$0	\$2,238
272	ITXPER00099	SVC8000	PAVEMENTS,ROADS,WALKS,CURBS (100 SQ	Structures and Improvements	J114	07/01/60	120	\$1,182	\$0	\$1,182
273	ITXPER00099	SVC8000	FENCE	Structures and Improvements	J139	07/01/61	120	\$342	\$0	\$342
274	ITXPER00099	SVC8000	FENCE	Structures and Improvements	J114	07/01/62	120	\$8,563	\$0	\$8,563
275	ITXPER00099	SVC8000	LANDSCAPING	Structures and Improvements	J114	07/01/62	120	\$968	\$0	\$968
276	ITXPER00099	SVC8000	PAVEMENTS,ROADS,WALKS,CURBS (100 SQ	Structures and Improvements	J114	07/01/62	120	\$25,306	\$0	\$25,306
277	ITXPER00099	SVC8000	YARD LIGHTING	Structures and Improvements	J114	07/01/62	120	\$235	\$0	\$235
278	ITXPER00099	SVC8000	FENCE	Structures and Improvements	J139	07/01/62	120	\$1,738	\$0	\$1,738
279	ITXPER00099	SVC8000	BUILDINGS	Structures and Improvements	J114	07/01/64	120	\$910	\$0	\$910
280	ITXPER00099	SVC8000	FENCE	Structures and Improvements	J114	07/01/64	120	\$2,098	\$0	\$2,098
281	ITXPER00099	SVC8000	FENCE	Structures and Improvements	J114	07/01/64	120	\$1,154	\$0	\$1,154
282	ITXPER00099	SVC8000	PAVEMENTS,ROADS,WALKS,CURBS (100 SQ	Structures and Improvements	J114	07/01/64	120	\$1,028	\$0	\$1,028
283	ITXPER00099	SVC8000	BUILDINGS	Structures and Improvements	J114	07/01/65	120	\$555	\$0	\$555
284	ITXPER00099	SVC8000	PAVEMENTS,ROADS,WALKS,CURBS (100 SQ	Structures and Improvements	J114	07/01/65	120	\$2,310	\$0	\$2,310
285	ITXPER00099	SVC8000	FENCE	Structures and Improvements	J114	07/01/66	120	\$261	\$0	\$261
286	ITXPER00099	SVC8000	FENCE	Structures and Improvements	J114	07/01/66	120	\$1,566	\$0	\$1,566
287	ITXPER00099	SVC8000	BUILDINGS	Structures and Improvements	J114	07/01/67	120	\$47,478	\$0	\$47,478
288	ITXPER00099	SVC8000	FENCE	Structures and Improvements	J139	07/01/67	120	\$3,214	\$0	\$3,214
289	ITXPER00099	SVC8000	BUILDINGS	Structures and Improvements	J114	07/01/68	120	\$61	\$0	\$61
290	ITXPER00099	SVC8000	LANDSCAPING	Structures and Improvements	J114	07/01/69	120	\$663	\$0	\$663
291	ITXPER00099	SVC8000	PAVEMENTS,ROADS,WALKS,CURBS (100 SQ	Structures and Improvements	J114	07/01/69	120	\$1,217	\$0	\$1,217
292	ITXPER00099	SVC8000	BUILDINGS	Structures and Improvements	J139	07/01/69	120	\$9,589	\$0	\$9,589
293	ITXPER00099	SVC8000	PAVEMENTS,ROADS,WALKS,CURBS (100 SQ	Structures and Improvements	J139	07/01/71	120	\$125	\$0	\$125
294	ITXPER00099	SVC8000	BUILDINGS	Structures and Improvements	J114	07/01/73	120	\$1,986	\$0	\$1,986
295	ITXPER00099	SVC8000	LANDSCAPING	Structures and Improvements	J139	07/01/73	120	\$4,166	\$0	\$4,166
296	ITXPER00099	SVC8000	FENCE	Structures and Improvements	J114	07/01/74	120	\$15,612	\$0	\$15,612
297	ITXPER00099	SVC8000	PAVEMENTS,ROADS,WALKS,CURBS (100 SQ	Structures and Improvements	J114	07/01/74	120	\$26,136	\$0	\$26,136
298	ITXPER00099	SVC8000	BUILDINGS	Structures and Improvements	J114	07/01/74	120	\$4,896	\$0	\$4,896
299	ITXPER00099	SVC8000	BUILDINGS	Structures and Improvements	J114	07/01/77	120	\$899	\$0	\$899
300	ITXPER00099	SVC8000	BUILDINGS	Structures and Improvements	J114	07/01/77	120	\$39,717	\$0	\$39,717
301	ITXPER00099	SVC8000	PAVEMENTS,ROADS,WALKS,CURBS (100 SQ	Structures and Improvements	J114	07/01/78	120	\$23,097	\$0	\$23,097
302	ITXPER00099	SVC8000	BUILDINGS	Structures and Improvements	J135	07/01/78	120	\$82,461	\$0	\$82,461
303	ITXPER00099	SVC8000	DRAINAGE SYSTEM - OUTSIDE	Structures and Improvements	J135	07/01/78	120	\$5,000	\$0	\$5,000
304	ITXPER00099	SVC8000	FENCE	Structures and Improvements	J135	07/01/78	120	\$2,000	\$0	\$2,000
305	ITXPER00099	SVC8000	BUILDINGS	Structures and Improvements	J135	07/01/79	120	\$8,192	\$0	\$8,192
306	ITXPER00099	SVC8000	FENCE	Structures and Improvements	J139	07/01/79	120	\$925	\$0	\$925
307	ITXPER00099	SVC8000	YARD LIGHTING	Structures and Improvements	J139	07/01/79	120	\$1,748	\$0	\$1,748
308	ITXPER00099	SVC8000	HVAC SYSTEM INTRA-SITE	Structures and Improvements	J135	07/01/80	120	\$5,738	\$0	\$5,738
309	ITXPER00099	SVC8000	BUILDINGS	Structures and Improvements	J114	07/01/81	120	\$512	\$0	\$512
310	ITXPER00099	SVC8000	BUILDINGS	Structures and Improvements	J114	07/01/82	120	\$9,487	\$0	\$9,487
311	ITXPER00099	SVC8000	BUILDINGS	Structures and Improvements	J114	07/01/84	120	\$62,345	\$0	\$62,345
312	ITXPER00099	SVC8000	BUILDINGS	Structures and Improvements	J135	07/01/85	120	\$117,041	\$0	\$117,041
313	ITXPER00099	SVC8000	BUILDINGS	Structures and Improvements	J114	07/01/86	120	\$50,918	\$0	\$50,918
314	ITXPER00099	SVC8000	BUILDINGS	Structures and Improvements	J135	07/01/86	120	\$671,122	\$0	\$671,122
315	ITXPER00099	SVC8000	BUILDINGS	Structures and Improvements	J114	07/01/87	120	\$4,934	\$0	\$4,934
316	ITXPER00099	SVC8000	BUILDINGS	Structures and Improvements	J114	07/01/87	120	\$6,927	\$0	\$6,927
317	ITXPER00099	SVC8000	BUILDINGS	Structures and Improvements	J135	07/01/87	120	\$23,139	\$0	\$23,139
318	ITXPER00099	SVC8000	BUILDINGS	Structures and Improvements	J114	07/01/88	120	\$2,676	\$0	\$2,676
319	ITXPER00099	SVC8000	BUILDINGS	Structures and Improvements	J114	07/01/90	120	\$45,270	\$0	\$45,270
320	ITXPER00099	SVC8000	BUILDINGS	Structures and Improvements	J114	07/01/91	120	\$79,673	\$0	\$79,673
321	ITXPER00099	SVC8000	BUILDINGS	Structures and Improvements	J135	07/01/91	120	\$45,688	\$0	\$45,688
322	ITXPER00099	SVC8000	PAVEMENTS,ROADS,WALKS,CURBS (100 SQ	Structures and Improvements	J135	07/01/91	120	\$116,230	\$0	\$116,230
323	ITXPER00099	SVC8000	BUILDINGS	Structures and Improvements	J114	07/01/92	120	\$240,838	\$0	\$240,838
324	ITXPER00099	SVC8000	BUILDINGS	Structures and Improvements	J139	07/01/92	120	\$32,793	\$0	\$32,793

THE NARRAGANSETT ELECTRIC COMPANY
d/b/a NATIONAL GRID
RIPUC Docket Nos. 4770/4780
Compliance Attachment 3
Workpaper 6f
Page 27 of 60

The Narragansett Electric Company d/b/a National Grid
Service Company Rents
Service Company Capital for Facilities allocated to Operating Companies as Rent Expense
For the Rate Year ended August 31, 2021

09/01/20 08/31/21 8.2300%

Line	Work order	estment N:	Project Description	NECO	09/01/2020 Balance	08/31/2021 Balance	Average Balance	Service Co Return	Year Return	Return on Accum Taxes
271	ITXFER00099	SVG8000	FENCE	Structures and Improvement	NO	\$0	\$0	8.23%	\$0	\$21
272	ITXFER00099	SVG8000	PAVEMENTS,ROADS,WALKS,CURBS (100 SQ	Structures and Improvement	NO	\$0	\$0	8.23%	\$0	\$11
273	ITXFER00099	SVG8000	FENCE	Structures and Improvement	YES	\$0	\$0	8.23%	\$0	\$3
274	ITXFER00099	SVG8000	FENCE	Structures and Improvement	NO	\$0	\$0	8.23%	\$0	\$79
275	ITXFER00099	SVG8000	LANDSCAPING	Structures and Improvement	NO	\$0	\$0	8.23%	\$0	\$9
276	ITXFER00099	SVG8000	PAVEMENTS,ROADS,WALKS,CURBS (100 SQ	Structures and Improvement	NO	\$0	\$0	8.23%	\$0	\$233
277	ITXFER00099	SVG8000	YARD LIGHTING	Structures and Improvement	NO	\$0	\$0	8.23%	\$0	\$2
278	ITXFER00099	SVG8000	FENCE	Structures and Improvement	YES	\$0	\$0	8.23%	\$0	\$16
279	ITXFER00099	SVG8000	BUILDINGS	Structures and Improvement	NO	\$0	\$0	8.23%	\$0	\$8
280	ITXFER00099	SVG8000	FENCE	Structures and Improvement	NO	\$0	\$0	8.23%	\$0	\$19
281	ITXFER00099	SVG8000	FENCE	Structures and Improvement	NO	\$0	\$0	8.23%	\$0	\$11
282	ITXFER00099	SVG8000	PAVEMENTS,ROADS,WALKS,CURBS (100 SQ	Structures and Improvement	NO	\$0	\$0	8.23%	\$0	\$9
283	ITXFER00099	SVG8000	BUILDINGS	Structures and Improvement	NO	\$0	\$0	8.23%	\$0	\$5
284	ITXFER00099	SVG8000	PAVEMENTS,ROADS,WALKS,CURBS (100 SQ	Structures and Improvement	NO	\$0	\$0	8.23%	\$0	\$21
285	ITXFER00099	SVG8000	FENCE	Structures and Improvement	NO	\$0	\$0	8.23%	\$0	\$2
286	ITXFER00099	SVG8000	FENCE	Structures and Improvement	NO	\$0	\$0	8.23%	\$0	\$14
287	ITXFER00099	SVG8000	BUILDINGS	Structures and Improvement	NO	\$0	\$0	8.23%	\$0	\$438
288	ITXFER00099	SVG8000	FENCE	Structures and Improvement	YES	\$0	\$0	8.23%	\$0	\$30
289	ITXFER00099	SVG8000	BUILDINGS	Structures and Improvement	NO	\$0	\$0	8.23%	\$0	\$1
290	ITXFER00099	SVG8000	LANDSCAPING	Structures and Improvement	NO	\$0	\$0	8.23%	\$0	\$6
291	ITXFER00099	SVG8000	PAVEMENTS,ROADS,WALKS,CURBS (100 SQ	Structures and Improvement	NO	\$0	\$0	8.23%	\$0	\$11
292	ITXFER00099	SVG8000	BUILDINGS	Structures and Improvement	YES	\$0	\$0	8.23%	\$0	\$88
293	ITXFER00099	SVG8000	PAVEMENTS,ROADS,WALKS,CURBS (100 SQ	Structures and Improvement	YES	\$0	\$0	8.23%	\$0	\$1
294	ITXFER00099	SVG8000	BUILDINGS	Structures and Improvement	NO	\$0	\$0	8.23%	\$0	\$18
295	ITXFER00099	SVG8000	LANDSCAPING	Structures and Improvement	YES	\$0	\$0	8.23%	\$0	\$38
296	ITXFER00099	SVG8000	FENCE	Structures and Improvement	NO	\$0	\$0	8.23%	\$0	\$144
297	ITXFER00099	SVG8000	PAVEMENTS,ROADS,WALKS,CURBS (100 SQ	Structures and Improvement	NO	\$0	\$0	8.23%	\$0	\$241
298	ITXFER00099	SVG8000	BUILDINGS	Structures and Improvement	NO	\$0	\$0	8.23%	\$0	\$45
299	ITXFER00099	SVG8000	BUILDINGS	Structures and Improvement	NO	\$0	\$0	8.23%	\$0	\$8
300	ITXFER00099	SVG8000	BUILDINGS	Structures and Improvement	NO	\$0	\$0	8.23%	\$0	\$366
301	ITXFER00099	SVG8000	PAVEMENTS,ROADS,WALKS,CURBS (100 SQ	Structures and Improvement	NO	\$0	\$0	8.23%	\$0	\$213
302	ITXFER00099	SVG8000	BUILDINGS	Structures and Improvement	YES	\$0	\$0	8.23%	\$0	\$761
303	ITXFER00099	SVG8000	DRAINAGE SYSTEM - OUTSIDE	Structures and Improvement	YES	\$0	\$0	8.23%	\$0	\$46
304	ITXFER00099	SVG8000	FENCE	Structures and Improvement	YES	\$0	\$0	8.23%	\$0	\$18
305	ITXFER00099	SVG8000	BUILDINGS	Structures and Improvement	YES	\$0	\$0	8.23%	\$0	\$76
306	ITXFER00099	SVG8000	FENCE	Structures and Improvement	YES	\$0	\$0	8.23%	\$0	\$9
307	ITXFER00099	SVG8000	YARD LIGHTING	Structures and Improvement	YES	\$0	\$0	8.23%	\$0	\$16
308	ITXFER00099	SVG8000	HVAC SYSTEM INTRA-SITE	Structures and Improvement	YES	\$0	\$0	8.23%	\$0	\$53
309	ITXFER00099	SVG8000	BUILDINGS	Structures and Improvement	NO	\$0	\$0	8.23%	\$0	\$5
310	ITXFER00099	SVG8000	BUILDINGS	Structures and Improvement	NO	\$0	\$0	8.23%	\$0	\$88
311	ITXFER00099	SVG8000	BUILDINGS	Structures and Improvement	NO	\$0	\$0	8.23%	\$0	\$575
312	ITXFER00099	SVG8000	BUILDINGS	Structures and Improvement	YES	\$0	\$0	8.23%	\$0	\$1080
313	ITXFER00099	SVG8000	BUILDINGS	Structures and Improvement	NO	\$0	\$0	8.23%	\$0	\$470
314	ITXFER00099	SVG8000	BUILDINGS	Structures and Improvement	YES	\$0	\$0	8.23%	\$0	\$6191
315	ITXFER00099	SVG8000	BUILDINGS	Structures and Improvement	NO	\$0	\$0	8.23%	\$0	\$46
316	ITXFER00099	SVG8000	BUILDINGS	Structures and Improvement	NO	\$0	\$0	8.23%	\$0	\$64
317	ITXFER00099	SVG8000	BUILDINGS	Structures and Improvement	YES	\$0	\$0	8.23%	\$0	\$213
318	ITXFER00099	SVG8000	BUILDINGS	Structures and Improvement	NO	\$0	\$0	8.23%	\$0	\$25
319	ITXFER00099	SVG8000	BUILDINGS	Structures and Improvement	NO	\$0	\$0	8.23%	\$0	\$418
320	ITXFER00099	SVG8000	BUILDINGS	Structures and Improvement	NO	\$0	\$0	8.23%	\$0	\$735
321	ITXFER00099	SVG8000	BUILDINGS	Structures and Improvement	YES	\$0	\$0	8.23%	\$0	\$421
322	ITXFER00099	SVG8000	PAVEMENTS,ROADS,WALKS,CURBS (100 SQ	Structures and Improvement	YES	\$0	\$0	8.23%	\$0	\$1072
323	ITXFER00099	SVG8000	BUILDINGS	Structures and Improvement	NO	\$0	\$0	8.23%	\$0	\$2,222
324	ITXFER00099	SVG8000	BUILDINGS	Structures and Improvement	YES	\$0	\$0	8.23%	\$0	\$302

Line	Work order	estimation	Project Description	Account Description	Total Return	Year Amortization	Test Year NECO G Allocation	Test Year NECO G Rent-Return	Test Year NECO G Depn	Test Year Distribution Allocation	Test Year Rent Return
271	TXFER00099	SVC8000	FENCE	Structures and Improvement	\$21	\$0	6.2600%	\$1	\$0	0.0000%	\$0
272	TXFER00099	SVC8000	PAVEMENTS,ROADS,WALKS,CURBS (100 SQ	Structures and Improvement	\$11	\$0	6.2600%	\$1	\$0	0.0000%	\$0
273	TXFER00099	SVC8000	FENCE	Structures and Improvement	\$3	\$0	1.5316%	\$0	\$0	3.7985%	\$0
274	TXFER00099	SVC8000	FENCE	Structures and Improvement	\$79	\$0	6.2600%	\$5	\$0	0.0000%	\$0
275	TXFER00099	SVC8000	LANDSCAPING	Structures and Improvement	\$9	\$0	6.2600%	\$1	\$0	0.0000%	\$0
276	TXFER00099	SVC8000	PAVEMENTS,ROADS,WALKS,CURBS (100 SQ	Structures and Improvement	\$233	\$0	6.2600%	\$15	\$0	0.0000%	\$0
277	TXFER00099	SVC8000	YARD LIGHTING	Structures and Improvement	\$2	\$0	6.2600%	\$0	\$0	0.0000%	\$0
278	TXFER00099	SVC8000	FENCE	Structures and Improvement	\$16	\$0	1.5316%	\$0	\$0	3.7985%	\$1
279	TXFER00099	SVC8000	BUILDINGS	Structures and Improvement	\$8	\$0	6.2600%	\$1	\$0	0.0000%	\$0
280	TXFER00099	SVC8000	FENCE	Structures and Improvement	\$19	\$0	6.2600%	\$1	\$0	0.0000%	\$0
281	TXFER00099	SVC8000	FENCE	Structures and Improvement	\$11	\$0	6.2600%	\$1	\$0	0.0000%	\$0
282	TXFER00099	SVC8000	PAVEMENTS,ROADS,WALKS,CURBS (100 SQ	Structures and Improvement	\$9	\$0	6.2600%	\$1	\$0	0.0000%	\$0
283	TXFER00099	SVC8000	BUILDINGS	Structures and Improvement	\$5	\$0	6.2600%	\$0	\$0	0.0000%	\$0
284	TXFER00099	SVC8000	PAVEMENTS,ROADS,WALKS,CURBS (100 SQ	Structures and Improvement	\$21	\$0	6.2600%	\$1	\$0	0.0000%	\$0
285	TXFER00099	SVC8000	FENCE	Structures and Improvement	\$2	\$0	6.2600%	\$0	\$0	0.0000%	\$0
286	TXFER00099	SVC8000	FENCE	Structures and Improvement	\$14	\$0	6.2600%	\$1	\$0	0.0000%	\$0
287	TXFER00099	SVC8000	BUILDINGS	Structures and Improvement	\$438	\$0	6.2600%	\$27	\$0	0.0000%	\$0
288	TXFER00099	SVC8000	FENCE	Structures and Improvement	\$30	\$0	1.5316%	\$0	\$0	3.7985%	\$1
289	TXFER00099	SVC8000	BUILDINGS	Structures and Improvement	\$1	\$0	6.2600%	\$0	\$0	0.0000%	\$0
290	TXFER00099	SVC8000	LANDSCAPING	Structures and Improvement	\$6	\$0	6.2600%	\$0	\$0	0.0000%	\$0
291	TXFER00099	SVC8000	PAVEMENTS,ROADS,WALKS,CURBS (100 SQ	Structures and Improvement	\$11	\$0	6.2600%	\$1	\$0	0.0000%	\$0
292	TXFER00099	SVC8000	BUILDINGS	Structures and Improvement	\$88	\$0	1.5316%	\$1	\$0	3.7985%	\$3
293	TXFER00099	SVC8000	PAVEMENTS,ROADS,WALKS,CURBS (100 SQ	Structures and Improvement	\$1	\$0	6.2600%	\$0	\$0	0.0000%	\$0
294	TXFER00099	SVC8000	BUILDINGS	Structures and Improvement	\$18	\$0	6.2600%	\$1	\$0	0.0000%	\$0
295	TXFER00099	SVC8000	LANDSCAPING	Structures and Improvement	\$38	\$0	1.5316%	\$1	\$0	3.7985%	\$1
296	TXFER00099	SVC8000	FENCE	Structures and Improvement	\$144	\$0	6.2600%	\$9	\$0	0.0000%	\$0
297	TXFER00099	SVC8000	PAVEMENTS,ROADS,WALKS,CURBS (100 SQ	Structures and Improvement	\$241	\$0	6.2600%	\$15	\$0	0.0000%	\$0
298	TXFER00099	SVC8000	BUILDINGS	Structures and Improvement	\$45	\$0	6.2600%	\$3	\$0	0.0000%	\$0
299	TXFER00099	SVC8000	BUILDINGS	Structures and Improvement	\$8	\$0	6.2600%	\$1	\$0	0.0000%	\$0
300	TXFER00099	SVC8000	BUILDINGS	Structures and Improvement	\$366	\$0	6.2600%	\$23	\$0	0.0000%	\$0
301	TXFER00099	SVC8000	PAVEMENTS,ROADS,WALKS,CURBS (100 SQ	Structures and Improvement	\$213	\$0	6.2600%	\$13	\$0	0.0000%	\$0
302	TXFER00099	SVC8000	BUILDINGS	Structures and Improvement	\$761	\$0	1.6673%	\$13	\$0	3.3927%	\$26
303	TXFER00099	SVC8000	DRAINAGE SYSTEM - OUTSIDE	Structures and Improvement	\$46	\$0	1.6673%	\$1	\$0	3.3927%	\$2
304	TXFER00099	SVC8000	FENCE	Structures and Improvement	\$18	\$0	1.6673%	\$29	\$0	3.3927%	\$1
305	TXFER00099	SVC8000	BUILDINGS	Structures and Improvement	\$76	\$0	1.6673%	\$1	\$0	3.3927%	\$3
306	TXFER00099	SVC8000	FENCE	Structures and Improvement	\$9	\$0	1.5316%	\$0	\$0	3.7985%	\$0
307	TXFER00099	SVC8000	YARD LIGHTING	Structures and Improvement	\$16	\$0	1.5316%	\$0	\$0	3.7985%	\$1
308	TXFER00099	SVC8000	HVAC SYSTEM INTRA-SITE	Structures and Improvement	\$53	\$0	1.6673%	\$1	\$0	3.3927%	\$2
309	TXFER00099	SVC8000	BUILDINGS	Structures and Improvement	\$5	\$0	6.2600%	\$0	\$0	0.0000%	\$0
310	TXFER00099	SVC8000	BUILDINGS	Structures and Improvement	\$88	\$0	6.2600%	\$5	\$0	0.0000%	\$0
311	TXFER00099	SVC8000	BUILDINGS	Structures and Improvement	\$75	\$0	6.2600%	\$36	\$0	0.0000%	\$0
312	TXFER00099	SVC8000	BUILDINGS	Structures and Improvement	\$1080	\$0	1.6673%	\$18	\$0	3.3927%	\$57
313	TXFER00099	SVC8000	BUILDINGS	Structures and Improvement	\$470	\$0	6.2600%	\$29	\$0	0.0000%	\$0
314	TXFER00099	SVC8000	BUILDINGS	Structures and Improvement	\$6,191	\$0	1.6673%	\$103	\$0	3.3927%	\$210
315	TXFER00099	SVC8000	BUILDINGS	Structures and Improvement	\$46	\$0	6.2600%	\$3	\$0	0.0000%	\$0
316	TXFER00099	SVC8000	BUILDINGS	Structures and Improvement	\$64	\$0	6.2600%	\$4	\$0	0.0000%	\$0
317	TXFER00099	SVC8000	BUILDINGS	Structures and Improvement	\$213	\$0	1.6673%	\$4	\$0	3.3927%	\$7
318	TXFER00099	SVC8000	BUILDINGS	Structures and Improvement	\$25	\$0	6.2600%	\$2	\$0	0.0000%	\$0
319	TXFER00099	SVC8000	BUILDINGS	Structures and Improvement	\$418	\$0	6.2600%	\$26	\$0	0.0000%	\$0
320	TXFER00099	SVC8000	BUILDINGS	Structures and Improvement	\$735	\$0	6.2600%	\$46	\$0	0.0000%	\$0
321	TXFER00099	SVC8000	BUILDINGS	Structures and Improvement	\$421	\$0	1.6673%	\$7	\$0	3.3927%	\$14
322	TXFER00099	SVC8000	PAVEMENTS,ROADS,WALKS,CURBS (100 SQ	Structures and Improvement	\$1,072	\$0	1.6673%	\$18	\$0	3.3927%	\$36
323	TXFER00099	SVC8000	BUILDINGS	Structures and Improvement	\$2,222	\$0	6.2600%	\$139	\$0	0.0000%	\$0
324	TXFER00099	SVC8000	BUILDINGS	Structures and Improvement	\$302	\$0	1.5316%	\$5	\$0	3.7985%	\$11

The Narragansett Electric Company d/b/a National Grid
 Service Company Rents
 Service Company Capital for Facilities allocated to Operating Companies as Rent Expense
 For the Rate Year ended August 31, 2021

The Narragansett Electric Company db/a National Grid
 Service Company Rents
 Service Company Capital for Facilities allocated to Operating Companies as Rent Expense
 For the Rate Year ended August 31, 2021

Distribution

09/01/20 08/31/21

Line	Work order	estm	Project Description	Account Description	Test Year Rent Depreciation	Less IFA Salary & Wage Allocator	Total	Amortization Period	Bonus Rate	Bonus Depreciation	09/01/20 Balance	08/31/2021 Balance
271	TXFER00099	SVC8000	FENCE	Structures and Improvement	\$0	\$0	\$0	468	0.00%	\$0	\$1,291	\$1,348
272	TXFER00099	SVC8000	PAVEMENTS,ROADS,WALKS,CURBS (100 SQ	Structures and Improvement	\$0	\$0	\$0	468	0.00%	\$0	\$682	\$712
273	TXFER00099	SVC8000	FENCE	Structures and Improvement	\$0	\$0	\$0	468	0.00%	\$0	\$197	\$206
274	TXFER00099	SVC8000	FENCE	Structures and Improvement	\$0	\$0	\$0	468	0.00%	\$0	\$4,940	\$5,160
275	TXFER00099	SVC8000	LANDSCAPING	Structures and Improvement	\$0	\$0	\$0	468	0.00%	\$0	\$558	\$583
276	TXFER00099	SVC8000	PAVEMENTS,ROADS,WALKS,CURBS (100 SQ	Structures and Improvement	\$0	\$0	\$0	468	0.00%	\$0	\$14,599	\$15,248
277	TXFER00099	SVC8000	YARD LIGHTING	Structures and Improvement	\$0	\$0	\$0	468	0.00%	\$0	\$135	\$141
278	TXFER00099	SVC8000	FENCE	Structures and Improvement	\$0	\$0	\$1	468	0.00%	\$0	\$1,003	\$1,047
279	TXFER00099	SVC8000	BUILDINGS	Structures and Improvement	\$0	\$0	\$0	468	0.00%	\$0	\$525	\$548
280	TXFER00099	SVC8000	FENCE	Structures and Improvement	\$0	\$0	\$0	468	0.00%	\$0	\$1,210	\$1,264
281	TXFER00099	SVC8000	FENCE	Structures and Improvement	\$0	\$0	\$0	468	0.00%	\$0	\$666	\$695
282	TXFER00099	SVC8000	PAVEMENTS,ROADS,WALKS,CURBS (100 SQ	Structures and Improvement	\$0	\$0	\$0	468	0.00%	\$0	\$593	\$620
283	TXFER00099	SVC8000	BUILDINGS	Structures and Improvement	\$0	\$0	\$0	468	0.00%	\$0	\$320	\$334
284	TXFER00099	SVC8000	PAVEMENTS,ROADS,WALKS,CURBS (100 SQ	Structures and Improvement	\$0	\$0	\$0	468	0.00%	\$0	\$1,333	\$1,392
285	TXFER00099	SVC8000	FENCE	Structures and Improvement	\$0	\$0	\$0	468	0.00%	\$0	\$151	\$157
286	TXFER00099	SVC8000	FENCE	Structures and Improvement	\$0	\$0	\$0	468	0.00%	\$0	\$904	\$944
287	TXFER00099	SVC8000	BUILDINGS	Structures and Improvement	\$0	\$0	\$0	468	0.00%	\$0	\$27,391	\$28,608
288	TXFER00099	SVC8000	FENCE	Structures and Improvement	\$0	\$0	\$1	468	0.00%	\$0	\$1,854	\$1,936
289	TXFER00099	SVC8000	BUILDINGS	Structures and Improvement	\$0	\$0	\$0	468	0.00%	\$0	\$35	\$37
290	TXFER00099	SVC8000	LANDSCAPING	Structures and Improvement	\$0	\$0	\$0	468	0.00%	\$0	\$383	\$400
291	TXFER00099	SVC8000	PAVEMENTS,ROADS,WALKS,CURBS (100 SQ	Structures and Improvement	\$0	\$0	\$0	468	0.00%	\$0	\$702	\$733
292	TXFER00099	SVC8000	BUILDINGS	Structures and Improvement	\$0	\$0	\$3	468	0.00%	\$0	\$5,532	\$5,778
293	TXFER00099	SVC8000	PAVEMENTS,ROADS,WALKS,CURBS (100 SQ	Structures and Improvement	\$0	\$0	\$0	468	0.00%	\$0	\$72	\$75
294	TXFER00099	SVC8000	BUILDINGS	Structures and Improvement	\$0	\$0	\$0	468	0.00%	\$0	\$1,146	\$1,197
295	TXFER00099	SVC8000	LANDSCAPING	Structures and Improvement	\$0	\$0	\$1	468	0.00%	\$0	\$2,403	\$2,510
296	TXFER00099	SVC8000	FENCE	Structures and Improvement	\$0	\$0	\$0	468	0.00%	\$0	\$9,007	\$9,407
297	TXFER00099	SVC8000	PAVEMENTS,ROADS,WALKS,CURBS (100 SQ	Structures and Improvement	\$0	\$0	\$0	468	0.00%	\$0	\$15,078	\$15,748
298	TXFER00099	SVC8000	BUILDINGS	Structures and Improvement	\$0	\$0	\$0	468	0.00%	\$0	\$2,824	\$2,950
299	TXFER00099	SVC8000	BUILDINGS	Structures and Improvement	\$0	\$0	\$0	468	0.00%	\$0	\$519	\$542
300	TXFER00099	SVC8000	BUILDINGS	Structures and Improvement	\$0	\$0	\$0	468	0.00%	\$0	\$22,914	\$23,932
301	TXFER00099	SVC8000	PAVEMENTS,ROADS,WALKS,CURBS (100 SQ	Structures and Improvement	\$0	\$0	\$0	468	0.00%	\$0	\$13,525	\$13,917
302	TXFER00099	SVC8000	BUILDINGS	Structures and Improvement	\$0	\$4	\$22	468	0.00%	\$0	\$47,574	\$49,688
303	TXFER00099	SVC8000	DRAINAGE SYSTEM - OUTSIDE	Structures and Improvement	\$0	\$0	\$1	468	0.00%	\$0	\$2,885	\$3,013
304	TXFER00099	SVC8000	FENCE	Structures and Improvement	\$0	\$0	\$0	468	0.00%	\$0	\$1,154	\$1,205
305	TXFER00099	SVC8000	BUILDINGS	Structures and Improvement	\$0	\$0	\$2	468	0.00%	\$0	\$4,726	\$4,936
306	TXFER00099	SVC8000	FENCE	Structures and Improvement	\$0	\$0	\$0	468	0.00%	\$0	\$534	\$557
307	TXFER00099	SVC8000	YARD LIGHTING	Structures and Improvement	\$0	\$0	\$1	468	0.00%	\$0	\$1,009	\$1,053
308	TXFER00099	SVC8000	HVAC SYSTEM INTRA- SITE	Structures and Improvement	\$0	\$0	\$2	468	0.00%	\$0	\$3,310	\$3,457
309	TXFER00099	SVC8000	BUILDINGS	Structures and Improvement	\$0	\$0	\$0	468	0.00%	\$0	\$296	\$309
310	TXFER00099	SVC8000	BUILDINGS	Structures and Improvement	\$0	\$0	\$0	468	0.00%	\$0	\$5,473	\$5,716
311	TXFER00099	SVC8000	BUILDINGS	Structures and Improvement	\$0	\$0	\$0	468	0.00%	\$0	\$35,968	\$37,567
312	TXFER00099	SVC8000	BUILDINGS	Structures and Improvement	\$0	\$5	\$32	468	0.00%	\$0	\$67,524	\$70,525
313	TXFER00099	SVC8000	BUILDINGS	Structures and Improvement	\$0	\$29	\$181	468	0.00%	\$0	\$387,186	\$404,394
314	TXFER00099	SVC8000	BUILDINGS	Structures and Improvement	\$0	\$0	\$0	468	0.00%	\$0	\$2,846	\$2,973
315	TXFER00099	SVC8000	BUILDINGS	Structures and Improvement	\$0	\$0	\$0	468	0.00%	\$0	\$3,996	\$4,174
316	TXFER00099	SVC8000	BUILDINGS	Structures and Improvement	\$0	\$1	\$6	468	0.00%	\$0	\$13,349	\$13,943
317	TXFER00099	SVC8000	BUILDINGS	Structures and Improvement	\$0	\$0	\$0	468	0.00%	\$0	\$1,544	\$1,613
318	TXFER00099	SVC8000	BUILDINGS	Structures and Improvement	\$0	\$0	\$0	468	0.00%	\$0	\$26,118	\$27,278
319	TXFER00099	SVC8000	BUILDINGS	Structures and Improvement	\$0	\$0	\$0	468	0.00%	\$0	\$45,965	\$48,008
320	TXFER00099	SVC8000	BUILDINGS	Structures and Improvement	\$0	\$2	\$12	468	0.00%	\$0	\$26,359	\$27,530
321	TXFER00099	SVC8000	PAVEMENTS,ROADS,WALKS,CURBS (100 SQ	Structures and Improvement	\$0	\$5	\$31	468	0.00%	\$0	\$67,056	\$70,036
322	TXFER00099	SVC8000	BUILDINGS	Structures and Improvement	\$0	\$0	\$0	468	0.00%	\$0	\$138,945	\$145,120
323	TXFER00099	SVC8000	BUILDINGS	Structures and Improvement	\$0	\$0	\$0	468	0.00%	\$0	\$18,919	\$19,760
324	TXFER00099	SVC8000	BUILDINGS	Structures and Improvement	\$0	\$2	\$10	468	0.00%	\$0	\$18,919	\$19,760

THE NARRAGANSETT ELECTRIC COMPANY

d/b/a NATIONAL GRID

RIPUC Docket Nos. 4770/4780

Compliance Attachment 3

Workpaper 6f

Page 30 of 60

The Narragansett Electric Company d/b/a National Grid
 Service Company Reimbursements
 Service Company Capital for Facilities allocated to Operating Companies, as Rent Expense
 For the Rate Year ended August 31, 2021

Line	Work order	estimation N:	Project Description	Account Description	Average Balance	Cash Tax	09/01/2020 Balance	08/31/2021 Balance	Average Balance	Book Tax	Cash to Book Tax Difference	Return on Accum Taxes
271	ITXFER0099	SVC8000	FENCE	Structures and Improvements	\$1,320	\$36	\$2,238	\$2,238	\$2,238	\$611	(\$625)	(\$21)
272	ITXFER0099	SVC8000	PAVEMENTS,ROADS,WALKS,CURBS (100 SQ)	Structures and Improvements	\$697	\$190	\$1,182	\$1,182	\$1,182	\$323	(\$152)	(\$11)
273	ITXFER0099	SVC8000	FENCE	Structures and Improvements	\$201	\$55	\$342	\$342	\$342	\$93	(\$38)	(\$3)
274	ITXFER0099	SVC8000	LANDSCAPING	Structures and Improvements	\$5,050	\$1,380	\$8,563	\$8,563	\$8,563	\$2,340	(\$960)	(\$79)
275	ITXFER0099	SVC8000	PAVEMENTS,ROADS,WALKS,CURBS (100 SQ)	Structures and Improvements	\$571	\$156	\$968	\$968	\$968	\$264	(\$108)	(\$9)
276	ITXFER0099	SVC8000	PAVEMENTS,ROADS,WALKS,CURBS (100 SQ)	Structures and Improvements	\$14,924	\$4,077	\$25,306	\$25,306	\$25,306	\$6,913	(\$2,836)	(\$233)
277	ITXFER0099	SVC8000	YARD LIGHTING	Structures and Improvements	\$1,838	\$38	\$235	\$235	\$235	\$64	(\$26)	(\$2)
278	ITXFER0099	SVC8000	FENCE	Structures and Improvements	\$1,025	\$280	\$1,738	\$1,738	\$1,738	\$475	(\$195)	(\$16)
279	ITXFER0099	SVC8000	BUILDINGS	Structures and Improvements	\$536	\$147	\$910	\$910	\$910	\$249	(\$102)	(\$8)
280	ITXFER0099	SVC8000	FENCE	Structures and Improvements	\$1,237	\$338	\$2,098	\$2,098	\$2,098	\$573	(\$235)	(\$19)
281	ITXFER0099	SVC8000	FENCE	Structures and Improvements	\$681	\$186	\$1,154	\$1,154	\$1,154	\$315	(\$129)	(\$11)
282	ITXFER0099	SVC8000	PAVEMENTS,ROADS,WALKS,CURBS (100 SQ)	Structures and Improvements	\$607	\$166	\$1,028	\$1,028	\$1,028	\$281	(\$115)	(\$9)
283	ITXFER0099	SVC8000	BUILDINGS	Structures and Improvements	\$555	\$89	\$555	\$555	\$555	\$152	(\$62)	(\$5)
284	ITXFER0099	SVC8000	PAVEMENTS,ROADS,WALKS,CURBS (100 SQ)	Structures and Improvements	\$1,563	\$372	\$2,310	\$2,310	\$2,310	\$631	(\$259)	(\$21)
285	ITXFER0099	SVC8000	FENCE	Structures and Improvements	\$154	\$42	\$261	\$261	\$261	\$71	(\$29)	(\$2)
286	ITXFER0099	SVC8000	FENCE	Structures and Improvements	\$924	\$252	\$1,566	\$1,566	\$1,566	\$428	(\$176)	(\$14)
287	ITXFER0099	SVC8000	BUILDINGS	Structures and Improvements	\$28,000	\$7,650	\$47,478	\$47,478	\$47,478	\$12,971	(\$5,321)	(\$438)
288	ITXFER0099	SVC8000	FENCE	Structures and Improvements	\$1,895	\$518	\$3,214	\$3,214	\$3,214	\$878	(\$360)	(\$30)
289	ITXFER0099	SVC8000	BUILDINGS	Structures and Improvements	\$36	\$10	\$61	\$61	\$61	\$17	(\$7)	(\$1)
290	ITXFER0099	SVC8000	LANDSCAPING	Structures and Improvements	\$391	\$107	\$663	\$663	\$663	\$181	(\$74)	(\$6)
291	ITXFER0099	SVC8000	PAVEMENTS,ROADS,WALKS,CURBS (100 SQ)	Structures and Improvements	\$718	\$196	\$1,217	\$1,217	\$1,217	\$332	(\$156)	(\$11)
292	ITXFER0099	SVC8000	BUILDINGS	Structures and Improvements	\$5,655	\$1,545	\$9,589	\$9,589	\$9,589	\$2,620	(\$1,075)	(\$88)
293	ITXFER0099	SVC8000	PAVEMENTS,ROADS,WALKS,CURBS (100 SQ)	Structures and Improvements	\$74	\$20	\$125	\$125	\$125	\$34	(\$14)	(\$1)
294	ITXFER0099	SVC8000	BUILDINGS	Structures and Improvements	\$1,171	\$320	\$1,986	\$1,986	\$1,986	\$543	(\$223)	(\$18)
295	ITXFER0099	SVC8000	LANDSCAPING	Structures and Improvements	\$2,457	\$671	\$4,166	\$4,166	\$4,166	\$1,138	(\$467)	(\$38)
296	ITXFER0099	SVC8000	FENCE	Structures and Improvements	\$9,207	\$2,515	\$15,612	\$15,612	\$15,612	\$4,265	(\$1,750)	(\$144)
297	ITXFER0099	SVC8000	PAVEMENTS,ROADS,WALKS,CURBS (100 SQ)	Structures and Improvements	\$15,413	\$4,211	\$26,136	\$26,136	\$26,136	\$7,140	(\$2,929)	(\$241)
298	ITXFER0099	SVC8000	BUILDINGS	Structures and Improvements	\$2,887	\$789	\$4,896	\$4,896	\$4,896	\$1,337	(\$549)	(\$45)
299	ITXFER0099	SVC8000	BUILDINGS	Structures and Improvements	\$530	\$145	\$899	\$899	\$899	\$246	(\$101)	(\$8)
300	ITXFER0099	SVC8000	BUILDINGS	Structures and Improvements	\$2,423	\$639	\$3,971	\$3,971	\$3,971	\$1,085	(\$445)	(\$36)
301	ITXFER0099	SVC8000	PAVEMENTS,ROADS,WALKS,CURBS (100 SQ)	Structures and Improvements	\$13,621	\$3,721	\$23,097	\$23,097	\$23,097	\$6,310	(\$2,589)	(\$213)
302	ITXFER0099	SVC8000	BUILDINGS	Structures and Improvements	\$48,651	\$13,286	\$82,461	\$82,461	\$82,461	\$22,528	(\$9,242)	(\$761)
303	ITXFER0099	SVC8000	DRAINAGE SYSTEM - OUTSIDE	Structures and Improvements	\$2,949	\$806	\$5,000	\$5,000	\$5,000	\$1,566	(\$560)	(\$46)
304	ITXFER0099	SVC8000	FENCE	Structures and Improvements	\$1,179	\$322	\$2,000	\$2,000	\$2,000	\$546	(\$224)	(\$18)
305	ITXFER0099	SVC8000	BUILDINGS	Structures and Improvements	\$4,831	\$1,320	\$8,192	\$8,192	\$8,192	\$2,238	(\$918)	(\$76)
306	ITXFER0099	SVC8000	FENCE	Structures and Improvements	\$546	\$149	\$925	\$925	\$925	\$253	(\$104)	(\$9)
307	ITXFER0099	SVC8000	YARD LIGHTING	Structures and Improvements	\$1,031	\$282	\$1,748	\$1,748	\$1,748	\$478	(\$196)	(\$16)
308	ITXFER0099	SVC8000	HVAC SYSTEM INTRA-SITE	Structures and Improvements	\$3,384	\$924	\$5,738	\$5,738	\$5,738	\$1,568	(\$643)	(\$53)
309	ITXFER0099	SVC8000	BUILDINGS	Structures and Improvements	\$302	\$83	\$512	\$512	\$512	\$140	(\$57)	(\$5)
310	ITXFER0099	SVC8000	BUILDINGS	Structures and Improvements	\$5,595	\$1,529	\$9,487	\$9,487	\$9,487	\$2,592	(\$1,063)	(\$88)
311	ITXFER0099	SVC8000	BUILDINGS	Structures and Improvements	\$3,767	\$1,045	\$6,245	\$6,245	\$6,245	\$1,703	(\$698)	(\$57)
312	ITXFER0099	SVC8000	BUILDINGS	Structures and Improvements	\$69,024	\$18,857	\$117,041	\$117,041	\$117,041	\$31,976	(\$13,118)	(\$1,080)
313	ITXFER0099	SVC8000	BUILDINGS	Structures and Improvements	\$30,028	\$8,204	\$50,918	\$50,918	\$50,918	\$13,911	(\$5,707)	(\$470)
314	ITXFER0099	SVC8000	BUILDINGS	Structures and Improvements	\$395,700	\$108,130	\$671,122	\$671,122	\$671,122	\$183,531	(\$75,221)	(\$6,191)
315	ITXFER0099	SVC8000	BUILDINGS	Structures and Improvements	\$2,910	\$795	\$4,934	\$4,934	\$4,934	\$1,348	(\$553)	(\$46)
316	ITXFER0099	SVC8000	BUILDINGS	Structures and Improvements	\$4,085	\$1,116	\$6,927	\$6,927	\$6,927	\$1,892	(\$776)	(\$64)
317	ITXFER0099	SVC8000	BUILDINGS	Structures and Improvements	\$13,646	\$3,728	\$23,139	\$23,139	\$23,139	\$6,322	(\$2,593)	(\$213)
318	ITXFER0099	SVC8000	BUILDINGS	Structures and Improvements	\$1,578	\$431	\$2,676	\$2,676	\$2,676	\$731	(\$300)	(\$25)
319	ITXFER0099	SVC8000	BUILDINGS	Structures and Improvements	\$26,698	\$7,294	\$45,270	\$45,270	\$45,270	\$12,368	(\$5,074)	(\$418)
320	ITXFER0099	SVC8000	BUILDINGS	Structures and Improvements	\$46,986	\$12,837	\$79,673	\$79,673	\$79,673	\$21,767	(\$8,930)	(\$755)
321	ITXFER0099	SVC8000	BUILDINGS	Structures and Improvements	\$26,944	\$7,361	\$45,688	\$45,688	\$45,688	\$12,482	(\$5,121)	(\$421)
322	ITXFER0099	SVC8000	PAVEMENTS,ROADS,WALKS,CURBS (100 SQ)	Structures and Improvements	\$68,546	\$18,727	\$116,230	\$116,230	\$116,230	\$31,754	(\$13,027)	(\$1,072)
323	ITXFER0099	SVC8000	BUILDINGS	Structures and Improvements	\$142,033	\$38,803	\$240,838	\$240,838	\$240,838	\$65,797	(\$26,994)	(\$2,222)
324	ITXFER0099	SVC8000	BUILDINGS	Structures and Improvements	\$19,339	\$5,283	\$32,793	\$32,793	\$32,793	\$8,959	(\$3,675)	(\$302)

THE NARRAGANSETT ELECTRIC COMPANY

d/b/a NATIONAL GRID

RIPUC Docket Nos. 4770/4780

Compliance Attachment 3

Workpaper 6f

Page 31 of 60

The Narragansett Electric Company d/b/a National Grid
 Service Company Reimbursements
 Service Company Capital for Facilities allocated to Operating Companies as Rent Expense
 For the Rate Year ended August 31, 2021

Line	Work order	estm	Project Description	Account Description	Bill Pool	In Service Date	Amortizati on Period	Inception to Date \$	Adjustments	HTY Spend
325	ITXPER00099	SVC8000	PAVEMENTS,ROADS,WALKS,CURBS (100 SQ	Structures and Improvements	J139	07/01/92	120	\$156,322	\$0	\$156,322
326	ITXPER00099	SVC8000	BUILDINGS	Structures and Improvements	J114	07/01/93	120	\$160,122	\$0	\$160,122
327	ITXPER00099	SVC8000	COMMUNICATION SYSTEM INTRA-SITE	Structures and Improvements	J135	07/01/93	120	\$5,337	\$0	\$5,337
328	ITXPER00099	SVC8000	BUILDINGS	Structures and Improvements	J114	07/01/94	120	\$55,103	\$0	\$55,103
329	ITXPER00099	SVC8000	BUILDINGS	Structures and Improvements	J135	07/01/94	120	\$13,154	\$0	\$13,154
330	ITXPER00099	SVC8000	BUILDINGS	Structures and Improvements	J139	07/01/94	120	\$1,633	\$0	\$1,633
331	ITXPER00099	SVC8000	BUILDINGS	Structures and Improvements	J114	07/01/95	120	\$41,066	\$0	\$41,066
332	ITXPER00099	SVC8000	FENCE	Structures and Improvements	J114	07/01/95	120	\$3,926	\$0	\$3,926
333	ITXPER00099	SVC8000	BUILDINGS	Structures and Improvements	J114	07/01/96	120	\$325,522	\$0	\$325,522
334	ITXPER00099	SVC8000	SECURITY SYSTEM	Structures and Improvements	J114	07/01/96	120	\$1,637	\$0	\$1,637
335	ITXPER00099	SVC8000	YARD LIGHTING	Structures and Improvements	J114	07/01/96	120	\$5,326	\$0	\$5,326
336	ITXPER00099	SVC8000	BUILDINGS	Structures and Improvements	J135	07/01/96	120	\$89,703	\$0	\$89,703
337	ITXPER00099	SVC8000	BUILDINGS	Structures and Improvements	J114	07/01/97	120	\$171,164	\$0	\$171,164
338	ITXPER00099	SVC8000	BUILDINGS	Structures and Improvements	J114	07/01/97	120	\$1,364	\$0	\$1,364
339	ITXPER00099	SVC8000	BUILDINGS	Structures and Improvements	J135	07/01/97	120	\$410,128	\$0	\$410,128
340	ITXPER00099	SVC8000	BUILDINGS	Structures and Improvements	J114	07/01/98	120	\$629,697	\$0	\$629,697
341	ITXPER00099	SVC8000	BUILDINGS	Structures and Improvements	J114	07/01/99	120	\$109,547	\$0	\$109,547
342	ITXPER00099	SVC8000	BUILDINGS	Structures and Improvements	J114	07/01/00	120	\$3,258	\$0	\$3,258
343	ITXPER00099	SVC8000	SIGNS	Structures and Improvements	J114	07/01/00	120	\$10,643	\$0	\$10,643
344	ITXPER00099	SVC8000	BUILDINGS	Structures and Improvements	J135	07/01/00	120	\$13,102	\$0	\$13,102
345	ITXPER00099	SVC8000	PAVEMENTS,ROADS,WALKS,CURBS (100 SQ	Structures and Improvements	J135	07/01/00	120	\$23,315	\$0	\$23,315
346	ITXPER00099	SVC8000	SIGNS	Structures and Improvements	J135	07/01/00	120	\$10,643	\$0	\$10,643
347	ITXPER00099	SVC8000	SIGNS	Structures and Improvements	J139	07/01/00	120	\$10,643	\$0	\$10,643
348	ITXPER00099	SVC8000	BUILDINGS	Structures and Improvements	J114	12/31/01	120	\$773,791	\$0	\$773,791
349	ITXPER00099	SVC8000	LANDSCAPING	Structures and Improvements	J114	12/31/01	120	\$138,328	\$0	\$138,328
350	ITXPER00099	SVC8000	BUILDINGS	Structures and Improvements	J135	12/31/01	120	\$141,361	\$0	\$141,361
351	ITXPER00099	SVC8000	SECURITY SYSTEM	Structures and Improvements	J139	03/31/02	120	\$37,149	\$0	\$37,149
352	ITXPER00099	SVC8000	BUILDINGS	Structures and Improvements	J135	04/30/02	120	\$554,929	\$0	\$554,929
353	ITXPER00099	SVC8000	SECURITY SYSTEM	Structures and Improvements	J139	04/30/02	120	\$67,855	\$0	\$67,855
354	ITXPER00099	SVC8000	SECURITY SYSTEM	Structures and Improvements	J139	05/31/02	120	\$30,801	\$0	\$30,801
355	ITXPER00099	SVC8000	PAVEMENTS,ROADS,WALKS,CURBS (100 SQ	Structures and Improvements	J139	11/25/02	120	\$1,641	\$0	\$1,641
356	ITXPER00099	SVC8000	BUILDINGS	Structures and Improvements	J063	12/06/02	120	\$34,298	\$0	\$34,298
357	ITXPER00099	SVC8000	BUILDINGS	Structures and Improvements	J114	12/31/02	120	\$1,250	\$0	\$1,250
358	ITXPER00099	SVC8000	SECURITY SYSTEM	Structures and Improvements	J139	01/31/03	120	\$1,257	\$0	\$1,257
359	ITXPER00099	SVC8000	BUILDINGS	Structures and Improvements	J139	09/21/03	120	\$19,174	\$0	\$19,174
360	ITXPER00099	SVC8000	BUILDINGS	Structures and Improvements	J114	12/29/03	120	\$63,100	\$0	\$63,100
361	ITXPER00099	SVC8000	BUILDINGS	Structures and Improvements	J114	12/31/03	120	\$483,123	\$0	\$483,123
362	ITXPER00099	SVC8000	BUILDINGS	Structures and Improvements	J063	03/04/04	120	\$41,145	\$0	\$41,145
363	ITXPER00099	SVC8000	BUILDINGS	Structures and Improvements	J063	05/20/04	120	\$1,280	\$0	\$1,280
364	ITXPER00099	SVC8000	BUILDINGS	Structures and Improvements	J135	06/09/04	120	\$3,922	\$0	\$3,922
365	ITXPER00099	SVC8000	BUILDINGS	Structures and Improvements	J135	06/14/04	120	\$4,269	\$0	\$4,269
366	ITXPER00099	SVC8000	BUILDINGS	Structures and Improvements	J135	09/29/04	120	\$8,971	\$0	\$8,971
367	ITXPER00099	SVC8000	BUILDINGS	Structures and Improvements	J135	11/10/04	120	\$58	\$0	\$58
368	ITXPER00099	SVC8000	BUILDINGS	Structures and Improvements	J135	11/24/04	120	\$209	\$0	\$209
369	ITXPER00099	SVC8000	BUILDINGS	Structures and Improvements	J114	12/10/04	120	\$45,339	\$0	\$45,339
370	ITXPER00099	SVC8000	SECURITY SYSTEM	Structures and Improvements	J139	12/17/04	120	\$9,514	\$0	\$9,514
371	ITXPER00099	SVC8000	SECURITY SYSTEM	Structures and Improvements	J139	12/17/04	120	\$34,502	\$0	\$34,502
372	ITXPER00099	SVC8000	SECURITY SYSTEM	Structures and Improvements	J135	12/30/04	120	\$32,070	\$0	\$32,070
373	ITXPER00099	SVC8000	BUILDINGS	Structures and Improvements	J139	12/31/04	120	\$1,394	\$0	\$1,394
374	ITXPER00099	SVC8000	BUILDINGS	Structures and Improvements	J063	12/31/04	120	\$3,780	\$0	\$3,780
375	ITXPER00099	SVC8000	PLATFORM (EA)	Structures and Improvements	J114	03/30/05	120	\$4,010	\$0	\$4,010
376	ITXPER00099	SVC8000	HVAC SYSTEM INTRA-SITE	Structures and Improvements	J135	05/01/05	120	\$9,007	\$0	\$9,007
377	ITXPER00099	SVC8000	BUILDINGS	Structures and Improvements	J135	05/25/05	120	\$1,570	\$0	\$1,570
378	ITXPER00099	SVC8000	BUILDINGS	Structures and Improvements	J114	08/08/05	120	\$2,690	\$0	\$2,690

THE NARRAGANSETT ELECTRIC COMPANY
d/b/a NATIONAL GRID
RIPUC Docket Nos. 4770/4780
Compliance Attachment 3
Workpaper 6f
Page 32 of 60

The Narragansett Electric Company d/b/a National Grid
Service Company Rents
Service Company Capital for Facilities allocated to Operating Companies as Rent Expense
For the Rate Year ended August 31, 2021

09/01/20 08/31/21 8.2300%

Line	Work order	estmt N:	Project Description	NECO	09/01/2020 Balance	08/31/2021 Balance	Average Balance	Service Co Return	Year Return	Return on Accum. Taxes
325	TXFER00099	SVG8000	PAVEMENTS,ROADS,WALKS,CURBS (100 SQ	YES	\$0	\$0	\$0	8.23%	\$0	\$1,442
326	TXFER00099	SVG8000	BUILDINGS	NO	\$0	\$0	\$0	8.23%	\$0	\$1,477
327	TXFER00099	SVG8000	COMMUNICATION SYSTEM INTRA-SITE	YES	\$0	\$0	\$0	8.23%	\$0	\$49
328	TXFER00099	SVG8000	BUILDINGS	NO	\$0	\$0	\$0	8.23%	\$0	\$508
329	TXFER00099	SVG8000	BUILDINGS	YES	\$0	\$0	\$0	8.23%	\$0	\$121
330	TXFER00099	SVG8000	BUILDINGS	YES	\$0	\$0	\$0	8.23%	\$0	\$15
331	TXFER00099	SVG8000	BUILDINGS	NO	\$0	\$0	\$0	8.23%	\$0	\$379
332	TXFER00099	SVG8000	FENCE	NO	\$0	\$0	\$0	8.23%	\$0	\$36
333	TXFER00099	SVG8000	BUILDINGS	NO	\$0	\$0	\$0	8.23%	\$0	\$3,003
334	TXFER00099	SVG8000	SECURITY SYSTEM	NO	\$0	\$0	\$0	8.23%	\$0	\$15
335	TXFER00099	SVG8000	YARD LIGHTING	NO	\$0	\$0	\$0	8.23%	\$0	\$49
336	TXFER00099	SVG8000	BUILDINGS	YES	\$0	\$0	\$0	8.23%	\$0	\$827
337	TXFER00099	SVG8000	BUILDINGS	NO	\$0	\$0	\$0	8.23%	\$0	\$1,579
338	TXFER00099	SVG8000	BUILDINGS	NO	\$0	\$0	\$0	8.23%	\$0	\$13
339	TXFER00099	SVG8000	BUILDINGS	YES	\$0	\$0	\$0	8.23%	\$0	\$3,783
340	TXFER00099	SVG8000	BUILDINGS	YES	\$0	\$0	\$0	8.23%	\$0	\$5,809
341	TXFER00099	SVG8000	BUILDINGS	NO	\$0	\$0	\$0	8.23%	\$0	\$1,074
342	TXFER00099	SVG8000	BUILDINGS	NO	\$0	\$0	\$0	8.23%	\$0	\$34
343	TXFER00099	SVG8000	SIGNS	NO	\$0	\$0	\$0	8.23%	\$0	\$110
344	TXFER00099	SVG8000	BUILDINGS	YES	\$0	\$0	\$0	8.23%	\$0	\$136
345	TXFER00099	SVG8000	PAVEMENTS,ROADS,WALKS,CURBS (100 SQ	YES	\$0	\$0	\$0	8.23%	\$0	\$242
346	TXFER00099	SVG8000	SIGNS	YES	\$0	\$0	\$0	8.23%	\$0	\$110
347	TXFER00099	SVG8000	BUILDINGS	YES	\$0	\$0	\$0	8.23%	\$0	\$110
348	TXFER00099	SVG8000	BUILDINGS	NO	\$0	\$0	\$0	8.23%	\$0	\$4,806
349	TXFER00099	SVG8000	LANDSCAPING	NO	\$0	\$0	\$0	8.23%	\$0	\$859
350	TXFER00099	SVG8000	BUILDINGS	YES	\$0	\$0	\$0	8.23%	\$0	\$878
351	TXFER00099	SVG8000	SECURITY SYSTEM	YES	\$0	\$0	\$0	8.23%	\$0	\$231
352	TXFER00099	SVG8000	BUILDINGS	YES	\$0	\$0	\$0	8.23%	\$0	\$3,446
353	TXFER00099	SVG8000	SECURITY SYSTEM	YES	\$0	\$0	\$0	8.23%	\$0	\$421
354	TXFER00099	SVG8000	SECURITY SYSTEM	YES	\$0	\$0	\$0	8.23%	\$0	\$191
355	TXFER00099	SVG8000	PAVEMENTS,ROADS,WALKS,CURBS (100 SQ	YES	\$0	\$0	\$0	8.23%	\$0	\$11
356	TXFER00099	SVG8000	BUILDINGS	YES	\$0	\$0	\$0	8.23%	\$0	\$224
357	TXFER00099	SVG8000	BUILDINGS	NO	\$0	\$0	\$0	8.23%	\$0	\$8
358	TXFER00099	SVG8000	SECURITY SYSTEM	YES	\$0	\$0	\$0	8.23%	\$0	\$8
359	TXFER00099	SVG8000	BUILDINGS	YES	\$0	\$0	\$0	8.23%	\$0	\$131
360	TXFER00099	SVG8000	BUILDINGS	NO	\$0	\$0	\$0	8.23%	\$0	\$431
361	TXFER00099	SVG8000	BUILDINGS	NO	\$0	\$0	\$0	8.23%	\$0	\$3,300
362	TXFER00099	SVG8000	BUILDINGS	YES	\$0	\$0	\$0	8.23%	\$0	\$281
363	TXFER00099	SVG8000	BUILDINGS	YES	\$0	\$0	\$0	8.23%	\$0	\$9
364	TXFER00099	SVG8000	BUILDINGS	YES	\$0	\$0	\$0	8.23%	\$0	\$27
365	TXFER00099	SVG8000	BUILDINGS	YES	\$0	\$0	\$0	8.23%	\$0	\$29
366	TXFER00099	SVG8000	BUILDINGS	YES	\$0	\$0	\$0	8.23%	\$0	\$64
367	TXFER00099	SVG8000	BUILDINGS	YES	\$0	\$0	\$0	8.23%	\$0	\$0
368	TXFER00099	SVG8000	BUILDINGS	YES	\$0	\$0	\$0	8.23%	\$0	\$1
369	TXFER00099	SVG8000	BUILDINGS	NO	\$0	\$0	\$0	8.23%	\$0	\$324
370	TXFER00099	SVG8000	SECURITY SYSTEM	YES	\$0	\$0	\$0	8.23%	\$0	\$68
371	TXFER00099	SVG8000	SECURITY SYSTEM	YES	\$0	\$0	\$0	8.23%	\$0	\$246
372	TXFER00099	SVG8000	SECURITY SYSTEM	YES	\$0	\$0	\$0	8.23%	\$0	\$229
373	TXFER00099	SVG8000	BUILDINGS	YES	\$0	\$0	\$0	8.23%	\$0	\$10
374	TXFER00099	SVG8000	BUILDINGS	YES	\$0	\$0	\$0	8.23%	\$0	\$29
375	TXFER00099	SVG8000	PLATFORM (EA)	NO	\$0	\$0	\$0	8.23%	\$0	\$27
376	TXFER00099	SVG8000	HVAC SYSTEM INTRA-SITE	NO	\$0	\$0	\$0	8.23%	\$0	\$64
377	TXFER00099	SVG8000	BUILDINGS	YES	\$0	\$0	\$0	8.23%	\$0	\$11
378	TXFER00099	SVG8000	BUILDINGS	NO	\$0	\$0	\$0	8.23%	\$0	\$19

The Narragansett Electric Company d/b/a National Grid
Service Company Rents
Service Company Capital for Facilities allocated to Operating Companies as Rent Expense
For the Rate Year ended August 31, 2021

G:ns

Line	Work order	est	ment N:	Project Description	Account Description	Total Return	Year Amortization	Test Year NECO G Allocation	Test Year NECO G Rent-Return	Test Year NECO G Depn	Test Year Distribution Allocation	Test Year Rent Return
325	TXFER00099	SVC8000	PAVEMENTS,ROADS,WALKS,CURBS (100 SQ	Structures and Improvement	\$1,442	\$0	1.5316%	\$22	\$0	\$0	3.7985%	\$55
326	TXFER00099	SVC8000	BUILDINGS	Structures and Improvement	\$1,477	\$0	6.2600%	\$92	\$0	\$0	0.0000%	\$0
327	TXFER00099	SVC8000	COMMUNICATION SYSTEM INTRA-SITE	Structures and Improvement	\$49	\$0	1.6673%	\$1	\$0	\$0	3.3927%	\$2
328	TXFER00099	SVC8000	BUILDINGS	Structures and Improvement	\$508	\$0	6.2600%	\$32	\$0	\$0	0.0000%	\$0
329	TXFER00099	SVC8000	BUILDINGS	Structures and Improvement	\$121	\$0	1.6673%	\$2	\$0	\$0	3.3927%	\$4
330	TXFER00099	SVC8000	BUILDINGS	Structures and Improvement	\$15	\$0	1.5316%	\$0	\$0	\$0	3.7985%	\$1
331	TXFER00099	SVC8000	BUILDINGS	Structures and Improvement	\$379	\$0	6.2600%	\$24	\$0	\$0	0.0000%	\$0
332	TXFER00099	SVC8000	FENCE	Structures and Improvement	\$36	\$0	6.2600%	\$2	\$0	\$0	0.0000%	\$0
333	TXFER00099	SVC8000	BUILDINGS	Structures and Improvement	\$3,003	\$0	6.2600%	\$188	\$0	\$0	0.0000%	\$0
334	TXFER00099	SVC8000	SECURITY SYSTEM	Structures and Improvement	\$15	\$0	6.2600%	\$1	\$0	\$0	0.0000%	\$0
335	TXFER00099	SVC8000	YARD LIGHTING	Structures and Improvement	\$49	\$0	6.2600%	\$3	\$0	\$0	0.0000%	\$0
336	TXFER00099	SVC8000	BUILDINGS	Structures and Improvement	\$827	\$0	1.6673%	\$14	\$0	\$0	3.3927%	\$28
337	TXFER00099	SVC8000	BUILDINGS	Structures and Improvement	\$1,579	\$0	6.2600%	\$99	\$0	\$0	0.0000%	\$0
338	TXFER00099	SVC8000	BUILDINGS	Structures and Improvement	\$13	\$0	6.2600%	\$1	\$0	\$0	0.0000%	\$0
339	TXFER00099	SVC8000	BUILDINGS	Structures and Improvement	\$3,783	\$0	1.6673%	\$63	\$0	\$0	3.3927%	\$128
340	TXFER00099	SVC8000	BUILDINGS	Structures and Improvement	\$5,809	\$0	1.6673%	\$97	\$0	\$0	3.3927%	\$197
341	TXFER00099	SVC8000	BUILDINGS	Structures and Improvement	\$1,074	\$0	6.2600%	\$67	\$0	\$0	0.0000%	\$0
342	TXFER00099	SVC8000	BUILDINGS	Structures and Improvement	\$34	\$0	6.2600%	\$2	\$0	\$0	0.0000%	\$0
343	TXFER00099	SVC8000	SIGNS	Structures and Improvement	\$110	\$0	6.2600%	\$7	\$0	\$0	0.0000%	\$0
344	TXFER00099	SVC8000	BUILDINGS	Structures and Improvement	\$136	\$0	1.6673%	\$2	\$0	\$0	3.3927%	\$5
345	TXFER00099	SVC8000	PAVEMENTS,ROADS,WALKS,CURBS (100 SQ	Structures and Improvement	\$242	\$0	1.6673%	\$4	\$0	\$0	3.3927%	\$8
346	TXFER00099	SVC8000	SIGNS	Structures and Improvement	\$110	\$0	1.6673%	\$2	\$0	\$0	3.3927%	\$4
347	TXFER00099	SVC8000	SIGNS	Structures and Improvement	\$110	\$0	1.5316%	\$2	\$0	\$0	3.7985%	\$4
348	TXFER00099	SVC8000	BUILDINGS	Structures and Improvement	\$4,806	\$0	6.2600%	\$301	\$0	\$0	0.0000%	\$0
349	TXFER00099	SVC8000	LANDSCAPING	Structures and Improvement	\$859	\$0	6.2600%	\$54	\$0	\$0	0.0000%	\$0
350	TXFER00099	SVC8000	BUILDINGS	Structures and Improvement	\$878	\$0	1.6673%	\$15	\$0	\$0	3.3927%	\$30
351	TXFER00099	SVC8000	SECURITY SYSTEM	Structures and Improvement	\$231	\$0	1.5316%	\$4	\$0	\$0	3.7985%	\$9
352	TXFER00099	SVC8000	BUILDINGS	Structures and Improvement	\$3,446	\$0	1.6673%	\$57	\$0	\$0	3.3927%	\$117
353	TXFER00099	SVC8000	SECURITY SYSTEM	Structures and Improvement	\$421	\$0	1.5316%	\$6	\$0	\$0	3.7985%	\$16
354	TXFER00099	SVC8000	SECURITY SYSTEM	Structures and Improvement	\$191	\$0	1.5316%	\$3	\$0	\$0	3.7985%	\$7
355	TXFER00099	SVC8000	PAVEMENTS,ROADS,WALKS,CURBS (100 SQ	Structures and Improvement	\$11	\$0	1.5316%	\$0	\$0	\$0	3.7985%	\$0
356	TXFER00099	SVC8000	BUILDINGS	Structures and Improvement	\$224	\$0	4.0899%	\$9	\$0	\$0	9.6901%	\$22
357	TXFER00099	SVC8000	BUILDINGS	Structures and Improvement	\$8	\$0	6.2600%	\$1	\$0	\$0	0.0000%	\$0
358	TXFER00099	SVC8000	SECURITY SYSTEM	Structures and Improvement	\$8	\$0	1.5316%	\$0	\$0	\$0	3.7985%	\$0
359	TXFER00099	SVC8000	BUILDINGS	Structures and Improvement	\$131	\$0	1.5316%	\$2	\$0	\$0	3.7985%	\$5
360	TXFER00099	SVC8000	BUILDINGS	Structures and Improvement	\$431	\$0	6.2600%	\$27	\$0	\$0	0.0000%	\$0
361	TXFER00099	SVC8000	BUILDINGS	Structures and Improvement	\$3,300	\$0	6.2600%	\$207	\$0	\$0	0.0000%	\$0
362	TXFER00099	SVC8000	BUILDINGS	Structures and Improvement	\$281	\$0	4.0899%	\$11	\$0	\$0	9.6901%	\$27
363	TXFER00099	SVC8000	BUILDINGS	Structures and Improvement	\$9	\$0	4.0899%	\$0	\$0	\$0	9.6901%	\$1
364	TXFER00099	SVC8000	BUILDINGS	Structures and Improvement	\$27	\$0	1.6673%	\$0	\$0	\$0	3.3927%	\$1
365	TXFER00099	SVC8000	BUILDINGS	Structures and Improvement	\$29	\$0	1.6673%	\$0	\$0	\$0	3.3927%	\$1
366	TXFER00099	SVC8000	BUILDINGS	Structures and Improvement	\$64	\$0	1.6673%	\$1	\$0	\$0	3.3927%	\$2
367	TXFER00099	SVC8000	BUILDINGS	Structures and Improvement	\$0	\$0	1.6673%	\$0	\$0	\$0	3.3927%	\$0
368	TXFER00099	SVC8000	BUILDINGS	Structures and Improvement	\$1	\$0	1.6673%	\$0	\$0	\$0	3.3927%	\$0
369	TXFER00099	SVC8000	BUILDINGS	Structures and Improvement	\$324	\$0	6.2600%	\$20	\$0	\$0	0.0000%	\$0
370	TXFER00099	SVC8000	SECURITY SYSTEM	Structures and Improvement	\$68	\$0	1.5316%	\$1	\$0	\$0	3.7985%	\$3
371	TXFER00099	SVC8000	SECURITY SYSTEM	Structures and Improvement	\$246	\$0	1.5316%	\$4	\$0	\$0	3.7985%	\$9
372	TXFER00099	SVC8000	SECURITY SYSTEM	Structures and Improvement	\$229	\$0	1.6673%	\$4	\$0	\$0	3.3927%	\$8
373	TXFER00099	SVC8000	BUILDINGS	Structures and Improvement	\$17	\$0	1.5316%	\$0	\$0	\$0	3.7985%	\$0
374	TXFER00099	SVC8000	BUILDINGS	Structures and Improvement	\$20	\$0	4.0899%	\$1	\$0	\$0	9.6901%	\$3
375	TXFER00099	SVC8000	PLATFORM (EA)	Structures and Improvement	\$29	\$0	6.2600%	\$2	\$0	\$0	0.0000%	\$0
376	TXFER00099	SVC8000	HVAC SYSTEM INTRA-SITE	Structures and Improvement	\$64	\$0	1.6673%	\$1	\$0	\$0	3.3927%	\$2
377	TXFER00099	SVC8000	BUILDINGS	Structures and Improvement	\$11	\$0	1.6673%	\$0	\$0	\$0	3.3927%	\$0
378	TXFER00099	SVC8000	BUILDINGS	Structures and Improvement	\$19	\$0	6.2600%	\$1	\$0	\$0	0.0000%	\$0

THE NARRAGANSETT ELECTRIC COMPANY
d/b/a NATIONAL GRID
RIPUC Docket Nos. 4770/4780
Compliance Attachment 3
Workpaper 6f
Page 34 of 60

The Narragansett Electric Company d/b/a National Grid
Service Company Rents
Service Company Capital for Facilities allocated to Operating Companies as Rent Expense
For the Rate Year ended August 31, 2021

Distribution 09/01/20 08/31/21

Line	Work order	estment N:	Project Description	Account Description	Test Year Rent Depreciation	Less IFA Salary & Wage Allocator	Total	Amortization Period	Bonus Rate	Bonus Depreciation	09/01/20 Balance	08/31/2021 Balance
325	ITXFER00099	SVC8000	PAVEMENTS,ROADS,WALKS,CURBS (100 SQ	Structures and Improvement	\$0	\$7	\$7	468	0.00%	\$0	\$90,186	\$94,194
326	ITXFER00099	SVC8000	BUILDINGS	Structures and Improvement	\$0	\$0	\$0	468	0.00%	\$0	\$92,378	\$96,484
327	ITXFER00099	SVC8000	COMMUNICATION SYSTEM INTRA-SITE	Structures and Improvement	\$0	\$0	\$0	468	0.00%	\$0	\$3,079	\$3,216
328	ITXFER00099	SVC8000	BUILDINGS	Structures and Improvement	\$0	\$0	\$0	468	0.00%	\$0	\$31,790	\$33,203
329	ITXFER00099	SVC8000	BUILDINGS	Structures and Improvement	\$0	\$1	\$1	468	0.00%	\$0	\$7,589	\$7,926
330	ITXFER00099	SVC8000	BUILDINGS	Structures and Improvement	\$0	\$0	\$0	468	0.00%	\$0	\$942	\$984
331	ITXFER00099	SVC8000	BUILDINGS	Structures and Improvement	\$0	\$0	\$0	468	0.00%	\$0	\$23,692	\$24,745
332	ITXFER00099	SVC8000	FENCE	Structures and Improvement	\$0	\$0	\$0	468	0.00%	\$0	\$2,265	\$2,366
333	ITXFER00099	SVC8000	BUILDINGS	Structures and Improvement	\$0	\$0	\$0	468	0.00%	\$0	\$187,801	\$196,148
334	ITXFER00099	SVC8000	SECURITY SYSTEM	Structures and Improvement	\$0	\$0	\$0	468	0.00%	\$0	\$945	\$987
335	ITXFER00099	SVC8000	YARD LIGHTING	Structures and Improvement	\$0	\$0	\$0	468	0.00%	\$0	\$3,073	\$3,209
336	ITXFER00099	SVC8000	BUILDINGS	Structures and Improvement	\$0	\$4	\$4	468	0.00%	\$0	\$51,751	\$54,052
337	ITXFER00099	SVC8000	BUILDINGS	Structures and Improvement	\$0	\$0	\$0	468	0.00%	\$0	\$98,749	\$103,137
338	ITXFER00099	SVC8000	BUILDINGS	Structures and Improvement	\$0	\$0	\$0	468	0.00%	\$0	\$787	\$822
339	ITXFER00099	SVC8000	BUILDINGS	Structures and Improvement	\$0	\$18	\$18	468	0.00%	\$0	\$236,612	\$247,129
340	ITXFER00099	SVC8000	BUILDINGS	Structures and Improvement	\$0	\$27	\$27	468	0.00%	\$0	\$363,287	\$379,433
341	ITXFER00099	SVC8000	BUILDINGS	Structures and Improvement	\$0	\$0	\$0	468	0.00%	\$0	\$60,391	\$63,200
342	ITXFER00099	SVC8000	BUILDINGS	Structures and Improvement	\$0	\$0	\$0	468	0.00%	\$0	\$1,712	\$1,796
343	ITXFER00099	SVC8000	SIGNS	Structures and Improvement	\$0	\$0	\$0	468	0.00%	\$0	\$5,594	\$5,867
344	ITXFER00099	SVC8000	BUILDINGS	Structures and Improvement	\$0	\$1	\$1	468	0.00%	\$0	\$6,887	\$7,223
345	ITXFER00099	SVC8000	PAVEMENTS,ROADS,WALKS,CURBS (100 SQ	Structures and Improvement	\$0	\$1	\$1	468	0.00%	\$0	\$12,255	\$12,853
346	ITXFER00099	SVC8000	SIGNS	Structures and Improvement	\$0	\$1	\$1	468	0.00%	\$0	\$5,594	\$5,867
347	ITXFER00099	SVC8000	BUILDINGS	Structures and Improvement	\$0	\$1	\$1	468	0.00%	\$0	\$5,594	\$5,867
348	ITXFER00099	SVC8000	BUILDINGS	Structures and Improvement	\$0	\$0	\$0	468	46.14%	\$557,022	\$554,720	\$565,407
349	ITXFER00099	SVC8000	LANDSCAPING	Structures and Improvement	\$0	\$0	\$0	468	46.14%	\$63,823	\$99,165	\$101,076
350	ITXFER00099	SVC8000	BUILDINGS	Structures and Improvement	\$0	\$4	\$4	468	46.14%	\$65,223	\$101,339	\$103,292
351	ITXFER00099	SVC8000	SECURITY SYSTEM	Structures and Improvement	\$0	\$8	\$8	468	46.14%	\$17,140	\$26,632	\$27,145
352	ITXFER00099	SVC8000	BUILDINGS	Structures and Improvement	\$0	\$16	\$16	468	46.14%	\$256,040	\$397,821	\$405,485
353	ITXFER00099	SVC8000	SECURITY SYSTEM	Structures and Improvement	\$0	\$2	\$2	468	46.14%	\$31,308	\$48,644	\$49,581
354	ITXFER00099	SVC8000	SECURITY SYSTEM	Structures and Improvement	\$0	\$1	\$1	468	46.14%	\$14,211	\$22,081	\$22,506
355	ITXFER00099	SVC8000	PAVEMENTS,ROADS,WALKS,CURBS (100 SQ	Structures and Improvement	\$0	\$0	\$0	468	46.14%	\$757	\$1,154	\$1,176
356	ITXFER00099	SVC8000	BUILDINGS	Structures and Improvement	\$0	\$3	\$3	468	46.14%	\$15,825	\$24,114	\$24,588
357	ITXFER00099	SVC8000	SECURITY SYSTEM	Structures and Improvement	\$0	\$0	\$0	468	46.14%	\$577	\$879	\$896
358	ITXFER00099	SVC8000	BUILDINGS	Structures and Improvement	\$0	\$0	\$0	468	46.14%	\$580	\$884	\$901
359	ITXFER00099	SVC8000	BUILDINGS	Structures and Improvement	\$0	\$1	\$1	468	46.14%	\$8,847	\$13,216	\$13,481
360	ITXFER00099	SVC8000	BUILDINGS	Structures and Improvement	\$0	\$0	\$0	468	46.14%	\$29,114	\$43,493	\$44,364
361	ITXFER00099	SVC8000	BUILDINGS	Structures and Improvement	\$0	\$0	\$0	468	46.14%	\$22,910	\$33,000	\$33,672
362	ITXFER00099	SVC8000	BUILDINGS	Structures and Improvement	\$0	\$4	\$4	468	46.14%	\$18,984	\$28,360	\$28,928
363	ITXFER00099	SVC8000	BUILDINGS	Structures and Improvement	\$0	\$0	\$0	468	46.14%	\$591	\$882	\$900
364	ITXFER00099	SVC8000	BUILDINGS	Structures and Improvement	\$0	\$0	\$0	468	46.14%	\$1,809	\$2,703	\$2,757
365	ITXFER00099	SVC8000	BUILDINGS	Structures and Improvement	\$0	\$0	\$0	468	46.14%	\$1,970	\$2,943	\$3,002
366	ITXFER00099	SVC8000	BUILDINGS	Structures and Improvement	\$0	\$6	\$6	468	46.14%	\$4,139	\$6,059	\$6,183
367	ITXFER00099	SVC8000	BUILDINGS	Structures and Improvement	\$0	\$0	\$0	468	46.14%	\$27	\$39	\$40
368	ITXFER00099	SVC8000	BUILDINGS	Structures and Improvement	\$0	\$0	\$0	468	46.14%	\$96	\$141	\$144
369	ITXFER00099	SVC8000	BUILDINGS	Structures and Improvement	\$0	\$0	\$0	468	46.14%	\$20,919	\$30,625	\$31,251
370	ITXFER00099	SVC8000	SECURITY SYSTEM	Structures and Improvement	\$0	\$0	\$0	468	46.14%	\$4,390	\$6,426	\$6,538
371	ITXFER00099	SVC8000	SECURITY SYSTEM	Structures and Improvement	\$0	\$1	\$1	468	46.14%	\$15,919	\$23,305	\$23,781
372	ITXFER00099	SVC8000	SECURITY SYSTEM	Structures and Improvement	\$0	\$1	\$1	468	46.14%	\$14,797	\$21,662	\$22,105
373	ITXFER00099	SVC8000	BUILDINGS	Structures and Improvement	\$0	\$0	\$0	468	46.14%	\$643	\$942	\$961
374	ITXFER00099	SVC8000	BUILDINGS	Structures and Improvement	\$0	\$0	\$0	468	46.14%	\$1,744	\$2,553	\$2,605
375	ITXFER00099	SVC8000	PLATFORM (EA)	Structures and Improvement	\$0	\$0	\$0	468	46.14%	\$1,850	\$2,708	\$2,764
376	ITXFER00099	SVC8000	HVAC SYSTEM INTRA-SITE	Structures and Improvement	\$0	\$6	\$6	468	46.14%	\$4,156	\$6,084	\$6,208
377	ITXFER00099	SVC8000	BUILDINGS	Structures and Improvement	\$0	\$0	\$0	468	46.14%	\$724	\$1,060	\$1,082
378	ITXFER00099	SVC8000	BUILDINGS	Structures and Improvement	\$0	\$0	\$0	468	46.14%	\$1,241	\$1,817	\$1,854

THE NARRAGANSETT ELECTRIC COMPANY

d/b/a NATIONAL GRID

RIPUC Docket Nos. 4770/4780

Compliance Attachment 3

Workpaper 6f

Page 35 of 60

The Narragansett Electric Company d/b/a National Grid
 Service Company Reimbursements
 Service Company Capital for Facilities allocated to Operating Companies, as Rent Expense
 For the Rate Year ended August 31, 2021

Line	Work order	estimation N:	Project Description	Account Description	Average Balance	Cash Tax	09/01/2020 Balance	08/31/2021 Balance	Average Balance	Book Tax	Cash to Book Tax Difference	Return on Accum Taxes
325	ITXFER00099	SVG8000	PAVEMENTS,ROADS,WALKS,CURBS (100 SQ	Structures and Improvements	\$92,190	\$25,186	\$156,322	\$156,322	\$156,322	\$42,707	(\$17,521)	(\$1,442)
326	ITXFER00099	SVG8000	BUILDINGS	Structures and Improvements	\$94,431	\$25,799	\$160,122	\$160,122	\$160,122	\$43,745	(\$17,947)	(\$1,477)
327	ITXFER00099	SVG8000	COMMUNICATION SYSTEM INTRA-SITE	Structures and Improvements	\$3,147	\$860	\$5,337	\$5,337	\$5,337	\$1,438	(\$958)	(\$49)
328	ITXFER00099	SVG8000	BUILDINGS	Structures and Improvements	\$32,497	\$8,878	\$55,103	\$55,103	\$55,103	\$15,054	(\$6,176)	(\$508)
329	ITXFER00099	SVG8000	BUILDINGS	Structures and Improvements	\$7,757	\$2,119	\$13,154	\$13,154	\$13,154	\$3,594	(\$1,474)	(\$121)
330	ITXFER00099	SVG8000	BUILDINGS	Structures and Improvements	\$963	\$263	\$1,633	\$1,633	\$1,633	\$446	(\$183)	(\$15)
331	ITXFER00099	SVG8000	BUILDINGS	Structures and Improvements	\$24,218	\$6,616	\$41,066	\$41,066	\$41,066	\$11,219	(\$4,603)	(\$379)
332	ITXFER00099	SVG8000	FENCE	Structures and Improvements	\$2,316	\$633	\$3,926	\$3,926	\$3,926	\$1,073	(\$440)	(\$36)
333	ITXFER00099	SVG8000	BUILDINGS	Structures and Improvements	\$19,1975	\$52,447	\$325,522	\$325,522	\$325,522	\$88,933	(\$36,485)	(\$3,005)
334	ITXFER00099	SVG8000	SECURITY SYSTEM	Structures and Improvements	\$966	\$264	\$1,637	\$1,637	\$1,637	\$447	(\$184)	(\$15)
335	ITXFER00099	SVG8000	YARD LIGHTING	Structures and Improvements	\$53,141	\$858	\$5,326	\$5,326	\$5,326	\$1,455	(\$597)	(\$49)
336	ITXFER00099	SVG8000	BUILDINGS	Structures and Improvements	\$52,901	\$14,453	\$89,703	\$89,703	\$89,703	\$24,507	(\$10,054)	(\$827)
337	ITXFER00099	SVG8000	BUILDINGS	Structures and Improvements	\$100,943	\$27,578	\$171,164	\$171,164	\$171,164	\$46,762	(\$19,184)	(\$1,579)
338	ITXFER00099	SVG8000	BUILDINGS	Structures and Improvements	\$895	\$220	\$1,364	\$1,364	\$1,364	\$373	(\$153)	(\$13)
339	ITXFER00099	SVG8000	BUILDINGS	Structures and Improvements	\$24,120	\$66,079	\$410,128	\$410,128	\$410,128	\$12,046	(\$45,968)	(\$3,783)
340	ITXFER00099	SVG8000	BUILDINGS	Structures and Improvements	\$37,1360	\$101,455	\$629,697	\$629,697	\$629,697	\$172,033	(\$70,578)	(\$5,809)
341	ITXFER00099	SVG8000	BUILDINGS	Structures and Improvements	\$61,796	\$16,883	\$109,547	\$109,547	\$109,547	\$29,928	(\$13,046)	(\$1,074)
342	ITXFER00099	SVG8000	BUILDINGS	Structures and Improvements	\$1,754	\$479	\$3,258	\$3,258	\$3,258	\$890	(\$411)	(\$34)
343	ITXFER00099	SVG8000	SIGNS	Structures and Improvements	\$5,731	\$1,566	\$10,643	\$10,643	\$10,643	\$2,908	(\$1,342)	(\$110)
344	ITXFER00099	SVG8000	BUILDINGS	Structures and Improvements	\$7,055	\$1,927	\$13,102	\$13,102	\$13,102	\$3,579	(\$1,652)	(\$156)
345	ITXFER00099	SVG8000	PAVEMENTS,ROADS,WALKS,CURBS (100 SQ	Structures and Improvements	\$12,554	\$3,430	\$23,515	\$23,515	\$23,515	\$6,370	(\$2,940)	(\$242)
346	ITXFER00099	SVG8000	SIGNS	Structures and Improvements	\$5,731	\$1,566	\$10,643	\$10,643	\$10,643	\$2,908	(\$1,342)	(\$110)
347	ITXFER00099	SVG8000	SIGNS	Structures and Improvements	\$560,063	\$153,009	\$773,791	\$773,791	\$773,791	\$211,400	(\$86,391)	(\$4,806)
348	ITXFER00099	SVG8000	BUILDINGS	Structures and Improvements	\$102,310	\$27,953	\$141,361	\$141,361	\$141,361	\$38,620	(\$10,667)	(\$878)
349	ITXFER00099	SVG8000	LANDSCAPING	Structures and Improvements	\$26,888	\$7,346	\$37,149	\$37,149	\$37,149	\$10,149	(\$2,803)	(\$231)
350	ITXFER00099	SVG8000	BUILDINGS	Structures and Improvements	\$401,653	\$109,732	\$554,929	\$554,929	\$554,929	\$151,607	(\$41,875)	(\$3,446)
351	ITXFER00099	SVG8000	SECURITY SYSTEM	Structures and Improvements	\$49,113	\$13,418	\$67,855	\$67,855	\$67,855	\$18,538	(\$5,120)	(\$421)
352	ITXFER00099	SVG8000	BUILDINGS	Structures and Improvements	\$22,293	\$6,091	\$30,801	\$30,801	\$30,801	\$8,415	(\$2,324)	(\$191)
353	ITXFER00099	SVG8000	SECURITY SYSTEM	Structures and Improvements	\$1,165	\$318	\$1,641	\$1,641	\$1,641	\$448	(\$130)	(\$11)
354	ITXFER00099	SVG8000	PAVEMENTS,ROADS,WALKS,CURBS (100 SQ	Structures and Improvements	\$24,351	\$6,653	\$34,298	\$34,298	\$34,298	\$9,370	(\$2,718)	(\$224)
355	ITXFER00099	SVG8000	BUILDINGS	Structures and Improvements	\$887	\$242	\$1,250	\$1,250	\$1,250	\$341	(\$99)	(\$8)
356	ITXFER00099	SVG8000	BUILDINGS	Structures and Improvements	\$892	\$244	\$1,257	\$1,257	\$1,257	\$343	(\$100)	(\$8)
357	ITXFER00099	SVG8000	SECURITY SYSTEM	Structures and Improvements	\$13,349	\$3,647	\$19,174	\$19,174	\$19,174	\$5,238	(\$1,592)	(\$131)
358	ITXFER00099	SVG8000	BUILDINGS	Structures and Improvements	\$4,928	\$1,200	\$63,100	\$63,100	\$63,100	\$17,239	(\$5,238)	(\$431)
359	ITXFER00099	SVG8000	BUILDINGS	Structures and Improvements	\$336,336	\$91,887	\$483,123	\$483,123	\$483,123	\$131,989	(\$40,102)	(\$3,300)
360	ITXFER00099	SVG8000	BUILDINGS	Structures and Improvements	\$28,644	\$7,826	\$41,145	\$41,145	\$41,145	\$11,241	(\$3,415)	(\$281)
361	ITXFER00099	SVG8000	BUILDINGS	Structures and Improvements	\$891	\$243	\$1,280	\$1,280	\$1,280	\$350	(\$106)	(\$8)
362	ITXFER00099	SVG8000	BUILDINGS	Structures and Improvements	\$2,730	\$746	\$3,922	\$3,922	\$3,922	\$1,071	(\$326)	(\$27)
363	ITXFER00099	SVG8000	BUILDINGS	Structures and Improvements	\$2,972	\$812	\$4,269	\$4,269	\$4,269	\$1,166	(\$354)	(\$29)
364	ITXFER00099	SVG8000	BUILDINGS	Structures and Improvements	\$6,121	\$1,672	\$8,971	\$8,971	\$8,971	\$2,451	(\$778)	(\$64)
365	ITXFER00099	SVG8000	BUILDINGS	Structures and Improvements	\$40	\$11	\$58	\$58	\$58	\$16	(\$5)	(\$0)
366	ITXFER00099	SVG8000	BUILDINGS	Structures and Improvements	\$143	\$39	\$209	\$209	\$209	\$57	(\$18)	(\$1)
367	ITXFER00099	SVG8000	BUILDINGS	Structures and Improvements	\$30,938	\$8,452	\$45,339	\$45,339	\$45,339	\$12,387	(\$3,935)	(\$324)
368	ITXFER00099	SVG8000	BUILDINGS	Structures and Improvements	\$6,492	\$1,774	\$9,514	\$9,514	\$9,514	\$2,599	(\$826)	(\$68)
369	ITXFER00099	SVG8000	SECURITY SYSTEM	Structures and Improvements	\$23,543	\$6,432	\$34,502	\$34,502	\$34,502	\$9,426	(\$2,994)	(\$246)
370	ITXFER00099	SVG8000	SECURITY SYSTEM	Structures and Improvements	\$2,883	\$5,978	\$32,070	\$32,070	\$32,070	\$8,761	(\$2,783)	(\$229)
371	ITXFER00099	SVG8000	SECURITY SYSTEM	Structures and Improvements	\$951	\$260	\$1,394	\$1,394	\$1,394	\$381	(\$121)	(\$10)
372	ITXFER00099	SVG8000	BUILDINGS	Structures and Improvements	\$2,579	\$705	\$3,780	\$3,780	\$3,780	\$1,033	(\$328)	(\$27)
373	ITXFER00099	SVG8000	BUILDINGS	Structures and Improvements	\$2,736	\$747	\$4,010	\$4,010	\$4,010	\$1,095	(\$348)	(\$29)
374	ITXFER00099	SVG8000	PLATFORM (EA)	Structures and Improvements	\$6,146	\$1,679	\$9,007	\$9,007	\$9,007	\$2,461	(\$782)	(\$64)
375	ITXFER00099	SVG8000	HVAC SYSTEM INTRA-SITE	Structures and Improvements	\$1,071	\$293	\$1,570	\$1,570	\$1,570	\$429	(\$136)	(\$11)
376	ITXFER00099	SVG8000	BUILDINGS	Structures and Improvements	\$1,835	\$501	\$2,690	\$2,690	\$2,690	\$735	(\$233)	(\$19)
377	ITXFER00099	SVG8000	BUILDINGS	Structures and Improvements								
378	ITXFER00099	SVG8000	BUILDINGS	Structures and Improvements								

8.23%

27.32%

08/31/21

09/01/20

27.32%

08/31/21

09/01/20

27.32%

08/31/21

09/01/20

8.23%

THE NARRAGANSETT ELECTRIC COMPANY

d/b/a NATIONAL GRID

RIPUC Docket Nos. 4770/4780

Compliance Attachment 3

Workpaper 6f

Page 36 of 60

The Narragansett Electric Company d/b/a National Grid
 Service Company Remits
 Service Company Capital for Facilities allocated to Operating Companies as Rent Expense
 For the Rate Year ended August 31, 2021

Line	Work order	estm	Project Description	Account Description	Bill Pool	In Service Date	Amortizati on Period	Inception to Date \$	Adjustments	HTY Spend
379	ITXPER00099	SVC8000	BUILDINGS	Structures and Improvements	J135	08/11/05	120	\$114,459	\$0	\$114,459
380	ITXPER00099	SVC8000	BUILDINGS	Structures and Improvements	J114	09/06/05	120	\$142,837	\$0	\$142,837
381	ITXPER00099	SVC8000	SECURITY SYSTEM	Structures and Improvements	J139	10/22/05	120	\$8,893	\$0	\$8,893
382	ITXPER00099	SVC8000	BUILDINGS	Structures and Improvements	J135	12/07/05	120	\$6,272	\$0	\$6,272
383	ITXPER00099	SVC8000	SECURITY SYSTEM	Structures and Improvements	J063	12/31/05	120	\$4,315	\$0	\$4,315
384	ITXPER00099	SVC8000	BUILDINGS	Structures and Improvements	J063	12/31/05	120	\$25,000	\$0	\$25,000
385	ITXPER00099	SVC8000	BUILDINGS	Structures and Improvements	J063	12/31/05	120	\$27,558	\$0	\$27,558
386	ITXPER00099	SVC8000	PAVEMENTS,ROADS,WALKS,CURBS (100 SQ	Structures and Improvements	J114	01/24/06	120	\$176,599	\$0	\$176,599
387	ITXPER00099	SVC8000	BUILDINGS	Structures and Improvements	J139	03/19/06	120	\$17,057	\$0	\$17,057
388	ITXPER00099	SVC8000	BUILDINGS	Structures and Improvements	J139	04/18/06	120	\$4,863	\$0	\$4,863
389	ITXPER00099	SVC8000	SECURITY SYSTEM	Structures and Improvements	J063	10/01/06	120	(\$4,359)	\$0	(\$4,359)
390	ITXPER00099	SVC8000	BUILDINGS	Structures and Improvements	J135	03/01/07	120	\$589,724	\$0	\$589,724
391	ITXPER00099	SVC8000	BUILDINGS	Structures and Improvements	J114	06/01/07	120	\$9,874	\$0	\$9,874
392	ITXPER00099	SVC8000	BUILDINGS	Structures and Improvements	J135	12/01/07	120	\$6,494	\$0	\$6,494
393	ITXPER00099	SVC8000	SECURITY SYSTEM	Structures and Improvements	J135	09/01/08	120	\$566,129	\$0	\$566,129
394	ITXPER00099	SVC8000	SECURITY SYSTEM	Structures and Improvements	J139	09/01/08	120	\$9,194	\$0	\$9,194
395	ITXPER00099	SVC8000	COMMUNICATION SYSTEM INTRA-SITE	Structures and Improvements	J135	10/01/08	120	\$1,470	\$0	\$1,470
396	ITXPER00099	SVC8000	FLOOR COVERING	Structures and Improvements	J135	10/01/08	120	\$3,836	\$0	\$3,836
397	ITXPER00099	SVC8000	LIGHTING FIXTURE	Structures and Improvements	J135	10/01/08	120	\$3,067	\$0	\$3,067
398	ITXPER00099	SVC8000	OFFICE FURNITURE	Structures and Improvements	J135	10/01/08	120	\$1,723	\$0	\$1,723
399	ITXPER00099	SVC8000	WIRE/CABLE BY SIZE & KIND (100 FT)	Structures and Improvements	J135	10/01/08	120	\$11,760	\$0	\$11,760
400	ITXPER00099	SVC8000	BUILDINGS	Structures and Improvements	J135	05/01/09	120	\$11,559	\$0	\$11,559
401	90000092476	SVC8000	BUILDING & ADDITIONS	Structures and Improvements	J063	09/01/09	120	\$807,606	\$0	\$807,606
402	90000092476	SVC8000	BUILDING COMMUN & DATA CABLING PLNT	Structures and Improvements	J063	09/01/09	120	\$1,338,332	\$0	\$1,338,332
403	90000092476	SVC8000	BUILDING HEATING/COOLING SYSTEM	Structures and Improvements	J063	09/01/09	120	\$2,868,977	\$0	\$2,868,977
404	90000092476	SVC8000	CEILING	Structures and Improvements	J063	09/01/09	120	\$945,452	\$0	\$945,452
405	90000092476	SVC8000	EXTERIOR DOORS & WINDOWS	Structures and Improvements	J063	09/01/09	120	\$399,848	\$0	\$399,848
406	90000092476	SVC8000	FIBER OPTIC CABLE-ALL SIZES	Structures and Improvements	J063	09/01/09	120	\$275,493	\$0	\$275,493
407	90000092476	SVC8000	FIRE FIGHTING EQUIPMENT	Structures and Improvements	J063	09/01/09	120	\$262,066	\$0	\$262,066
408	90000092476	SVC8000	FLOOR COVERING	Structures and Improvements	J063	09/01/09	120	\$769,521	\$0	\$769,521
409	90000092476	SVC8000	PLUMBING SYSTEM (ALL)	Structures and Improvements	J063	09/01/09	120	\$112,346	\$0	\$112,346
410	90000092476	SVC8000	ROOF	Structures and Improvements	J063	09/01/09	120	\$28,856	\$0	\$28,856
411	90000092476	SVC8000	SECURITY SYSTEM	Structures and Improvements	J063	09/01/09	120	\$358,483	\$0	\$358,483
412	90000092476	SVC8000	SIGNS	Structures and Improvements	J063	09/01/09	120	\$427,005	\$0	\$427,005
413	90000092476	SVC8000	SOLAR PANELS	Structures and Improvements	J063	09/01/09	120	\$1,003,116	\$0	\$1,003,116
414	90000092476	SVC8000	WIRE/CABLE BY SIZE & KIND (100 FT)	Structures and Improvements	J063	09/01/09	120	\$6,769,025	\$0	\$6,769,025
415	ITXPER00099	SVC8000	BUILDINGS	Structures and Improvements	J135	11/01/10	120	\$17,767	\$0	\$17,767
416	ITXPER00099	SVC8000	ROOF	Structures and Improvements	J135	11/01/10	120	\$236,493	\$0	\$236,493
417	ITXPER00099	SVC8000	AIR CONDITIONER UNIT (EA)	Structures and Improvements	J135	12/01/10	120	\$53,315	\$0	\$53,315
418	ITXPER00099	SVC8000	BATTERY	Structures and Improvements	J139	07/01/11	120	\$47,122	\$0	\$47,122
419	90000098934	SVC8000	Wire & Cable	Structures and Improvements	G012	04/01/12	120	\$10,620	\$0	\$10,620
420	90000102548	SVC8000	FLOOR COVERING	Structures and Improvements	J063	04/01/12	120	\$572,006	\$0	\$572,006
421	ITXPER00099	SVC8000	EXTERIOR DOORS & WINDOWS	Structures and Improvements	J114	07/01/12	120	\$7,740	\$0	\$7,740
422	ITXPER00099	SVC8000	HVAC	Structures and Improvements	J114	07/01/12	120	\$17,134	\$0	\$17,134
423	ITXPER00099	SVC8000	PAVEMENTS,ROADS,WALKS,CURBS (100 SQ	Structures and Improvements	J114	07/01/12	120	\$16,176	\$0	\$16,176
424	ITXPER00099	SVC8000	STRUCTURE / IMPROVEMENT	Structures and Improvements	J063	08/01/12	120	\$35,528	\$0	\$35,528
425	ITXPER00099	SVC8000	STRUCTURE / IMPROVEMENT	Structures and Improvements	J063	08/01/12	120	\$59,213	\$0	\$59,213
426	ITXPER00099	SVC8000	EXTERIOR DOORS & WINDOWS	Structures and Improvements	J063	09/01/12	120	\$6,419	\$0	\$6,419
427	ITXPER00099	SVC8000	EXTERIOR DOORS & WINDOWS	Structures and Improvements	J139	06/01/13	120	\$367,182	\$0	\$367,182
428	90000124245	SVC8000	BUILDINGS	Structures and Improvements	J139	06/01/13	120	\$27,674	\$0	\$27,674
429	90000124256	SVC8000	BUILDING HEATING/COOLING SYSTEM	Structures and Improvements	J135	06/01/13	120	\$9,485	\$0	\$9,485
430	90000124268	SVC8000	BUILDING HEATING/COOLING SYSTEM	Structures and Improvements	J139	06/01/13	120	\$31,766	\$0	\$31,766
431	90000124286	SVC8000	CEILING	Structures and Improvements	J139	06/01/13	120	\$71,411	\$0	\$71,411
432	90000124286	SVC8000	CEILING	Structures and Improvements	J139	06/01/13	120	\$26,317	\$0	\$26,317
433	90000124286	SVC8000	FIRE PROTECTION SYSTEM-OUTSIDE	Structures and Improvements	J139	06/01/13	120	\$26,317	\$0	\$26,317

THE NARRAGANSETT ELECTRIC COMPANY
d/b/a NATIONAL GRID
RIPUC Docket Nos. 4770/4780
Compliance Attachment 3
Workpaper 6f
Page 37 of 60

The Narragansett Electric Company d/b/a National Grid
Service Company Remits
Service Company Capital for Facilities allocated to Operating Companies as Rent Expense
For the Rate Year ended August 31, 2021

8.23000%

08/31/21

09/01/20

Line	Work order	estment N:	Project Description	NECO	Account Description	09/01/2020	08/31/2021	Average	Service Co	Year Return	Return on
						Balance	Balance	Balance	Return	Accum	Accum Taxes
379	ITXFER00099	SVG8000	BUILDINGS	YES	Structures and Improvement	\$0	\$0	\$0	8.23%	\$0	\$817
380	ITXFER00099	SVG8000	BUILDINGS	NO	Structures and Improvement	\$0	\$0	\$0	8.23%	\$0	\$1,064
381	ITXFER00099	SVG8000	SECURITY SYSTEM	YES	Structures and Improvement	\$0	\$0	\$0	8.23%	\$0	\$66
382	ITXFER00099	SVG8000	BUILDINGS	YES	Structures and Improvement	\$0	\$0	\$0	8.23%	\$0	\$47
383	ITXFER00099	SVG8000	SECURITY SYSTEM	YES	Structures and Improvement	\$0	\$0	\$0	8.23%	\$0	\$52
384	ITXFER00099	SVG8000	BUILDINGS	YES	Structures and Improvement	\$0	\$0	\$0	8.23%	\$0	\$186
385	ITXFER00099	SVG8000	BUILDINGS	YES	Structures and Improvement	\$0	\$0	\$0	8.23%	\$0	\$205
386	ITXFER00099	SVG8000	PAVEMENTS,ROADS,WALKS,CURBS (100 SQ	NO	Structures and Improvement	\$0	\$0	\$0	8.23%	\$0	\$1,316
387	ITXFER00099	SVG8000	BUILDINGS	YES	Structures and Improvement	\$0	\$0	\$0	8.23%	\$0	\$127
388	ITXFER00099	SVG8000	BUILDINGS	YES	Structures and Improvement	\$1,707	\$2,143	\$1,925	8.23%	\$158	\$45
389	ITXFER00099	SVG8000	SECURITY SYSTEM	YES	Structures and Improvement	\$0	\$0	\$0	8.23%	\$0	\$4,578
390	ITXFER00099	SVG8000	BUILDINGS	YES	Structures and Improvement	\$0	\$0	\$0	8.23%	\$0	\$77
391	ITXFER00099	SVG8000	BUILDINGS	NO	Structures and Improvement	\$0	\$0	\$0	8.23%	\$0	\$52
392	ITXFER00099	SVG8000	BUILDINGS	YES	Structures and Improvement	\$0	\$0	\$0	8.23%	\$0	\$4,746
393	ITXFER00099	SVG8000	SECURITY SYSTEM	YES	Structures and Improvement	\$0	\$0	\$0	8.23%	\$0	\$77
394	ITXFER00099	SVG8000	SECURITY SYSTEM	YES	Structures and Improvement	\$0	\$0	\$0	8.23%	\$0	\$12
395	ITXFER00099	SVG8000	COMMUNICATION SYSTEM INTRA-SITE	YES	Structures and Improvement	\$0	\$0	\$0	8.23%	\$0	\$32
396	ITXFER00099	SVG8000	FLOOR COVERING	YES	Structures and Improvement	\$0	\$0	\$0	8.23%	\$0	\$26
397	ITXFER00099	SVG8000	LIGHTING FIXTURE	YES	Structures and Improvement	\$0	\$0	\$0	8.23%	\$0	\$14
398	ITXFER00099	SVG8000	OFFICE FURNITURE	YES	Structures and Improvement	\$0	\$0	\$0	8.23%	\$0	\$99
399	ITXFER00099	SVG8000	WIRE-CABLE BY SIZE & KIND (100 FT)	YES	Structures and Improvement	\$0	\$0	\$0	8.23%	\$0	\$97
400	ITXFER00099	SVG8000	BUILDINGS	YES	Structures and Improvement	\$0	\$0	\$0	8.23%	\$0	\$7,022
401	90000092476	SVG8000	BUILDING & ADDITIONS	YES	Structures and Improvement	\$0	\$0	\$0	8.23%	\$0	\$11,636
402	90000092476	SVG8000	BUILDING COMMUN & DATA CABLING PLNT	YES	Structures and Improvement	\$0	\$0	\$0	8.23%	\$0	\$24,944
403	90000092476	SVG8000	BUILDING HEATING/COOLING SYSTEM	YES	Structures and Improvement	\$0	\$0	\$0	8.23%	\$0	\$8,220
404	90000092476	SVG8000	CEILING	YES	Structures and Improvement	\$0	\$0	\$0	8.23%	\$0	\$3,476
405	90000092476	SVG8000	EXTERIOR DOORS & WINDOWS	YES	Structures and Improvement	\$0	\$0	\$0	8.23%	\$0	\$2,395
406	90000092476	SVG8000	FIBER OPTIC CABLE - ALL SIZES	YES	Structures and Improvement	\$0	\$0	\$0	8.23%	\$0	\$2,279
407	90000092476	SVG8000	FIRE FIGHTING EQUIPMENT	YES	Structures and Improvement	\$0	\$0	\$0	8.23%	\$0	\$6,691
408	90000092476	SVG8000	FLOOR COVERING	YES	Structures and Improvement	\$0	\$0	\$0	8.23%	\$0	\$977
409	90000092476	SVG8000	PLUMBING SYSTEM (ALL)	YES	Structures and Improvement	\$0	\$0	\$0	8.23%	\$0	\$251
410	90000092476	SVG8000	ROOF	YES	Structures and Improvement	\$0	\$0	\$0	8.23%	\$0	\$3,117
411	90000092476	SVG8000	SECURITY SYSTEM	YES	Structures and Improvement	\$0	\$0	\$0	8.23%	\$0	\$8,722
412	90000092476	SVG8000	SGNS	YES	Structures and Improvement	\$0	\$0	\$0	8.23%	\$0	\$58,854
413	90000092476	SVG8000	SOLAR PANELS	YES	Structures and Improvement	\$0	\$0	\$0	8.23%	\$0	\$157
414	90000092476	SVG8000	WIRE/CABLE BY SIZE & KIND (100 FT)	YES	Structures and Improvement	\$296	\$0	\$148	8.23%	\$12	\$2,085
415	ITXFER00099	SVG8000	BUILDINGS	YES	Structures and Improvement	\$3,942	\$0	\$1,971	8.23%	\$162	\$57
416	ITXFER00099	SVG8000	ROOF	YES	Structures and Improvement	\$3,927	\$0	\$1,963	8.23%	\$162	\$380
417	ITXFER00099	SVG8000	AIR CONDITIONER UNIT (EA)	YES	Structures and Improvement	\$1,682	\$620	\$1,151	8.23%	\$95	\$73
418	ITXFER00099	SVG8000	BATTERY	YES	Structures and Improvement	\$90,568	\$33,367	\$61,967	8.23%	\$5,100	\$3,935
419	9000098934	SVG8000	Wire & Cable	YES	Structures and Improvement	\$3,141	\$645	\$1,032	8.23%	\$85	\$49
420	90000102548	SVG8000	FLOOR COVERING	NO	Structures and Improvement	\$2,285	\$1,428	\$2,285	8.23%	\$188	\$108
421	ITXFER00099	SVG8000	EXTERIOR DOORS & WINDOWS	NO	Structures and Improvement	\$2,966	\$1,348	\$2,157	8.23%	\$178	\$218
422	ITXFER00099	SVG8000	HVAC	NO	Structures and Improvement	\$6,810	\$5,257	\$5,033	8.23%	\$414	\$218
423	ITXFER00099	SVG8000	PAVEMENTS,ROADS,WALKS,CURBS (100 SQ	YES	Structures and Improvement	\$11,349	\$5,428	\$8,389	8.23%	\$690	\$363
424	ITXFER00099	SVG8000	STRUCTURE /IMPROVEMENT	YES	Structures and Improvement	\$1,284	\$642	\$963	8.23%	\$79	\$40
425	ITXFER00099	SVG8000	STRUCTURE /IMPROVEMENT	YES	Structures and Improvement	\$100,975	\$64,257	\$82,616	8.23%	\$6,799	\$1,968
426	ITXFER00099	SVG8000	EXTERIOR DOORS & WINDOWS	YES	Structures and Improvement	\$7,610	\$4,843	\$6,227	8.23%	\$512	\$148
427	ITXFER00099	SVG8000	STRUCTURE /IMPROVEMENT	YES	Structures and Improvement	\$2,608	\$1,660	\$2,134	8.23%	\$176	\$51
428	90000124245	SVG8000	BUILDINGS	YES	Structures and Improvement	\$8,736	\$5,559	\$7,147	8.23%	\$588	\$170
429	90000124256	SVG8000	BUILDING HEATING/COOLING SYSTEM	YES	Structures and Improvement	\$19,638	\$12,497	\$16,067	8.23%	\$1,322	\$383
430	90000124268	SVG8000	BUILDING HEATING/COOLING SYSTEM	YES	Structures and Improvement	\$7,237	\$4,606	\$5,921	8.23%	\$487	\$141
431	90000124286	SVG8000	BUILDINGS	YES	Structures and Improvement						
432	90000124286	SVG8000	CEILING	YES	Structures and Improvement						
433	90000124286	SVG8000	FIRE PROTECTION SYSTEM-OUTSIDE	YES	Structures and Improvement						

THE NARRAGANSETT ELECTRIC COMPANY
d/b/a NATIONAL GRID
RIPUC Docket Nos. 4770/4780
Compliance Attachment 3
Workpaper 6f
Page 38 of 60

The Narragansett Electric Company d/b/a National Grid
Service Company Rents
Service Company Capital for Facilities allocated to Operating Companies as Rent Expense
For the Rate Year ended August 31, 2021

G:ns

Line	Work order	estimation N:	Project Description	Account Description	Total Return	Year	Amortization	NECO G Allocation	NECO G Rent-Return	NECO G Depn	Test Year Distribution Allocation	Test Year Rent Return
379	TXFER00099	SVC8000	BUILDINGS	Structures and Improvement	\$817	\$0		1.6673%	\$14	\$0	\$0	\$28
380	TXFER00099	SVC8000	BUILDINGS	Structures and Improvement	\$1,064	\$0		6.2600%	\$67	\$0	\$0	\$0
381	TXFER00099	SVC8000	SECURITY SYSTEM	Structures and Improvement	\$66	\$0		1.5316%	\$1	\$0	\$0	\$3
382	TXFER00099	SVC8000	BUILDINGS	Structures and Improvement	\$47	\$0		1.6673%	\$1	\$0	\$0	\$2
383	TXFER00099	SVC8000	SECURITY SYSTEM	Structures and Improvement	\$32	\$0		4.0899%	\$1	\$0	\$0	\$3
384	TXFER00099	SVC8000	BUILDINGS	Structures and Improvement	\$186	\$0		4.0899%	\$8	\$0	\$0	\$18
385	TXFER00099	SVC8000	BUILDINGS	Structures and Improvement	\$205	\$0		4.0899%	\$8	\$0	\$0	\$20
386	TXFER00099	SVC8000	PAVEMENTS,ROADS,WALKS,CURBS (100 SQ	Structures and Improvement	\$1,316	\$0		6.2600%	\$82	\$0	\$0	\$0
387	TXFER00099	SVC8000	BUILDINGS	Structures and Improvement	\$127	\$0		1.5316%	\$2	\$0	\$0	\$5
388	TXFER00099	SVC8000	BUILDINGS	Structures and Improvement	\$36	\$0		1.5316%	\$1	\$0	\$0	\$1
389	TXFER00099	SVC8000	SECURITY SYSTEM	Structures and Improvement	\$204	(\$436)		4.0899%	\$8	(\$18)	\$0	\$20
390	TXFER00099	SVC8000	BUILDINGS	Structures and Improvement	\$4,578	\$0		1.6673%	\$76	\$0	\$0	\$155
391	TXFER00099	SVC8000	BUILDINGS	Structures and Improvement	\$77	\$0		6.2600%	\$5	\$0	\$0	\$0
392	TXFER00099	SVC8000	BUILDINGS	Structures and Improvement	\$52	\$0		1.6673%	\$1	\$0	\$0	\$2
393	TXFER00099	SVC8000	SECURITY SYSTEM	Structures and Improvement	\$4,746	\$0		1.6673%	\$79	\$0	\$0	\$161
394	TXFER00099	SVC8000	SECURITY SYSTEM	Structures and Improvement	\$77	\$0		1.5316%	\$1	\$0	\$0	\$3
395	TXFER00099	SVC8000	COMMUNICATION SYSTEM INTRA SITE	Structures and Improvement	\$12	\$0		1.6673%	\$1	\$0	\$0	\$0
396	TXFER00099	SVC8000	FLOOR COVERING	Structures and Improvement	\$32	\$0		1.6673%	\$1	\$0	\$0	\$1
397	TXFER00099	SVC8000	LIGHTING FIXTURE	Structures and Improvement	\$26	\$0		1.6673%	\$0	\$0	\$0	\$1
398	TXFER00099	SVC8000	OFFICE FURNITURE	Structures and Improvement	\$14	\$0		1.6673%	\$0	\$0	\$0	\$0
399	TXFER00099	SVC8000	WIRE-CABLE BY SIZE & KIND (100 FT)	Structures and Improvement	\$99	\$0		1.6673%	\$2	\$0	\$0	\$3
400	TXFER00099	SVC8000	BUILDINGS	Structures and Improvement	\$97	\$0		1.6673%	\$2	\$0	\$0	\$3
401	90000092476	SVC8000	BUILDING & ADDITIONS	Structures and Improvement	\$7,022	\$0		4.0899%	\$287	\$0	\$0	\$680
402	90000092476	SVC8000	BUILDING COMMUN & DATA CABLING PLNT	Structures and Improvement	\$11,636	\$0		4.0899%	\$476	\$0	\$0	\$1,128
403	90000092476	SVC8000	BUILDING HEATING/COOLING SYSTEM	Structures and Improvement	\$24,944	\$0		4.0899%	\$1,020	\$0	\$0	\$2,417
404	90000092476	SVC8000	CEILING	Structures and Improvement	\$8,220	\$0		4.0899%	\$336	\$0	\$0	\$797
405	90000092476	SVC8000	EXTERIOR DOORS & WINDOWS	Structures and Improvement	\$3,476	\$0		4.0899%	\$142	\$0	\$0	\$337
406	90000092476	SVC8000	FIBER OPTIC CABLE - ALL SIZES	Structures and Improvement	\$2,395	\$0		4.0899%	\$98	\$0	\$0	\$232
407	90000092476	SVC8000	FIRE FIGHTING EQUIPMENT	Structures and Improvement	\$2,279	\$0		4.0899%	\$93	\$0	\$0	\$221
408	90000092476	SVC8000	FLOOR COVERING	Structures and Improvement	\$6,691	\$0		4.0899%	\$274	\$0	\$0	\$648
409	90000092476	SVC8000	PLUMBING SYSTEM (ALL)	Structures and Improvement	\$977	\$0		4.0899%	\$40	\$0	\$0	\$95
410	90000092476	SVC8000	ROOF	Structures and Improvement	\$251	\$0		4.0899%	\$10	\$0	\$0	\$24
411	90000092476	SVC8000	SECURITY SYSTEM	Structures and Improvement	\$3,117	\$0		4.0899%	\$127	\$0	\$0	\$302
412	90000092476	SVC8000	SIGNS	Structures and Improvement	\$3,713	\$0		4.0899%	\$152	\$0	\$0	\$360
413	90000092476	SVC8000	SOLAR PANELS	Structures and Improvement	\$8,722	\$0		4.0899%	\$357	\$0	\$0	\$845
414	90000092476	SVC8000	WIRE-CABLE BY SIZE & KIND (100 FT)	Structures and Improvement	\$58,854	\$0		4.0899%	\$2,407	\$0	\$0	\$5,703
415	TXFER00099	SVC8000	BUILDINGS	Structures and Improvement	\$169	\$296		1.6673%	\$3	\$5	\$5	\$6
416	TXFER00099	SVC8000	ROOF	Structures and Improvement	\$2,248	\$3,942		1.6673%	\$37	\$66	\$66	\$76
417	TXFER00099	SVC8000	AIR CONDITIONER UNIT (EA)	Structures and Improvement	\$325	\$833		1.6673%	\$5	\$14	\$14	\$11
418	TXFER00099	SVC8000	BATTERY	Structures and Improvement	\$542	\$3,927		1.5316%	\$8	\$60	\$60	\$21
419	90000098934	SVC8000	Wire & Cable	Structures and Improvement	\$168	\$1,062		2.8497%	\$55	\$30	\$30	\$14
420	90000102548	SVC8000	FLOOR COVERING	Structures and Improvement	\$9,035	\$57,201		4.0899%	\$370	\$2,339	\$2,339	\$876
422	TXFER00099	SVC8000	EXTERIOR DOORS & WINDOWS	Structures and Improvement	\$134	\$774		6.2600%	\$8	\$48	\$48	\$0
423	TXFER00099	SVC8000	HVAC	Structures and Improvement	\$296	\$1,713		6.2600%	\$19	\$107	\$107	\$0
424	TXFER00099	SVC8000	PAVEMENTS,ROADS,WALKS,CURBS (100 SQ	Structures and Improvement	\$280	\$1,618		6.2600%	\$18	\$101	\$101	\$0
425	TXFER00099	SVC8000	STRUCTURE / IMPROVEMENT	Structures and Improvement	\$632	\$3,553		4.0899%	\$26	\$145	\$145	\$61
426	TXFER00099	SVC8000	STRUCTURE / IMPROVEMENT	Structures and Improvement	\$1,053	\$5,921		4.0899%	\$43	\$242	\$242	\$102
427	TXFER00099	SVC8000	EXTERIOR DOORS & WINDOWS	Structures and Improvement	\$8,767	\$36,718		1.5316%	\$134	\$562	\$562	\$333
428	90000124256	SVC8000	BUILDINGS	Structures and Improvement	\$661	\$2,067		1.5316%	\$10	\$42	\$42	\$25
429	90000124268	SVC8000	BUILDING HEATING/COOLING SYSTEM	Structures and Improvement	\$226	\$948		1.5316%	\$4	\$16	\$16	\$8
430	90000124286	SVC8000	BUILDING HEATING/COOLING SYSTEM	Structures and Improvement	\$758	\$3,177		1.5316%	\$12	\$49	\$49	\$29
432	90000124286	SVC8000	CELLING	Structures and Improvement	\$1,705	\$7,141		1.5316%	\$26	\$109	\$109	\$65
433	90000124286	SVC8000	FIRE PROTECTION SYSTEM-OUTSIDE	Structures and Improvement	\$628	\$2,632		1.5316%	\$10	\$40	\$40	\$24

THE NARRAGANSETT ELECTRIC COMPANY
d/b/a NATIONAL GRID
RIPUC Docket Nos. 4770/4780
Compliance Attachment 3
Workpaper 6f
Page 39 of 60

The Narragansett Electric Company db/a National Grid
Service Company Reimbursements
Service Company Capital for Facilities allocated to Operating Companies as Rent Expense
For the Rate Year ended August 31, 2021

Distribution

Line	Work order	Estimate N.	Project Description	Account Description	Test Year Rent Depreciation	Less IFA Salary & Wage Allocator	Total	Amortization Period	Bonus Rate	Bonus Depreciation	Balance	
											09/01/2020	08/31/2021
379	TXFER00099	SVC8000	BUILDINGS	Structures and Improvements	\$0	\$4	\$4	\$24	468	46.14%	\$77,312	\$78,892
380	TXFER00099	SVC8000	BUILDINGS	Structures and Improvements	\$0	\$0	\$0	\$0	468	46.14%	\$94,507	\$96,480
381	TXFER00099	SVC8000	SECURITY SYSTEM	Structures and Improvements	\$0	\$0	\$0	\$2	468	46.14%	\$5,884	\$6,007
382	TXFER00099	SVC8000	BUILDINGS	Structures and Improvements	\$0	\$0	\$0	\$1	468	46.14%	\$4,150	\$4,237
383	TXFER00099	SVC8000	SECURITY SYSTEM	Structures and Improvements	\$0	\$0	\$0	\$3	468	46.14%	\$2,855	\$2,914
384	TXFER00099	SVC8000	BUILDINGS	Structures and Improvements	\$0	\$2	\$2	\$16	468	46.14%	\$11,535	\$11,686
385	TXFER00099	SVC8000	BUILDINGS	Structures and Improvements	\$0	\$3	\$3	\$17	468	46.14%	\$12,715	\$12,884
386	TXFER00099	SVC8000	PAVEMENTS,ROADS,WALKS,CURBS (100 SQ	Structures and Improvements	\$0	\$0	\$0	\$0	468	46.14%	\$81,481	\$81,928
387	TXFER00099	SVC8000	BUILDINGS	Structures and Improvements	\$0	\$1	\$1	\$4	468	46.14%	\$11,286	\$11,521
388	TXFER00099	SVC8000	BUILDINGS	Structures and Improvements	\$0	\$0	\$0	\$1	468	46.14%	\$3,217	\$3,284
389	TXFER00099	SVC8000	SECURITY SYSTEM	Structures and Improvements	(\$42)	(\$3)	(\$42)	(\$19)	468	46.14%	(\$6,370)	(\$6,370)
390	TXFER00099	SVC8000	BUILDINGS	Structures and Improvements	\$0	\$21	\$21	\$134	468	46.14%	\$382,043	\$390,188
391	TXFER00099	SVC8000	BUILDINGS	Structures and Improvements	\$0	\$0	\$0	\$0	468	46.14%	\$6,397	\$6,533
392	TXFER00099	SVC8000	BUILDINGS	Structures and Improvements	\$0	\$0	\$0	\$2	468	46.14%	\$4,117	\$4,207
393	TXFER00099	SVC8000	SECURITY SYSTEM	Structures and Improvements	\$0	\$22	\$22	\$139	468	46.14%	\$351,121	\$358,939
394	TXFER00099	SVC8000	SECURITY SYSTEM	Structures and Improvements	\$0	\$0	\$0	\$3	468	46.14%	\$4,242	\$5,702
395	TXFER00099	SVC8000	COMMUNICATION SYSTEM INTRA-SITE	Structures and Improvements	\$0	\$0	\$0	\$0	468	46.14%	\$678	\$932
396	TXFER00099	SVC8000	FLOOR COVERING	Structures and Improvements	\$0	\$0	\$0	\$1	468	46.14%	\$2,379	\$2,432
397	TXFER00099	SVC8000	LIGHTING FIXTURE	Structures and Improvements	\$0	\$0	\$0	\$1	468	46.14%	\$1,902	\$1,944
398	TXFER00099	SVC8000	OFFICE FURNITURE	Structures and Improvements	\$0	\$0	\$0	\$0	468	46.14%	\$795	\$1,092
399	TXFER00099	SVC8000	WIRE/CABLE BY SIZE & KIND (100 FT)	Structures and Improvements	\$0	\$0	\$0	\$3	468	46.14%	\$5,426	\$7,456
400	TXFER00099	SVC8000	BUILDINGS	Structures and Improvements	\$0	\$0	\$0	\$3	468	46.14%	\$7,169	\$7,328
401	90000092476	SVC8000	BUILDING COMMUN & DATA CABLING PLNT	Structures and Improvements	\$0	\$93	\$93	\$87	468	46.14%	\$372,623	\$380,887
402	90000092476	SVC8000	BUILDING COMMUN & DATA CABLING PLNT	Structures and Improvements	\$0	\$154	\$154	\$974	468	46.14%	\$617,496	\$630,051
403	90000092476	SVC8000	BUILDING HEATING/COOLING SYSTEM	Structures and Improvements	\$0	\$330	\$330	\$2,087	468	46.14%	\$1,739,754	\$1,779,376
404	90000092476	SVC8000	CEILING	Structures and Improvements	\$0	\$109	\$109	\$688	468	46.14%	\$436,224	\$466,381
405	90000092476	SVC8000	EXTERIOR DOORS & WINDOWS	Structures and Improvements	\$0	\$46	\$46	\$291	468	46.14%	\$184,487	\$247,991
406	90000092476	SVC8000	FIBER OPTIC CABLE - ALL SIZES	Structures and Improvements	\$0	\$32	\$32	\$200	468	46.14%	\$167,059	\$170,864
407	90000092476	SVC8000	FIRE FIGHTING EQUIPMENT	Structures and Improvements	\$0	\$30	\$30	\$191	468	46.14%	\$158,918	\$162,537
408	90000092476	SVC8000	FLOOR COVERING	Structures and Improvements	\$0	\$89	\$89	\$560	468	46.14%	\$355,051	\$477,267
409	90000092476	SVC8000	PLUMBING SYSTEM (ALL)	Structures and Improvements	\$0	\$13	\$13	\$82	468	46.14%	\$51,836	\$69,679
410	90000092476	SVC8000	ROOF	Structures and Improvements	\$0	\$3	\$3	\$21	468	46.14%	\$13,314	\$17,897
411	90000092476	SVC8000	SECURITY SYSTEM	Structures and Improvements	\$0	\$41	\$41	\$261	468	46.14%	\$165,402	\$217,385
412	90000092476	SVC8000	SIGNS	Structures and Improvements	\$0	\$49	\$49	\$311	468	46.14%	\$197,017	\$264,834
413	90000092476	SVC8000	SOLAR PANELS	Structures and Improvements	\$0	\$115	\$115	\$730	468	46.14%	\$462,831	\$622,146
414	90000092476	SVC8000	WIRE/CABLE BY SIZE & KIND (100 FT)	Structures and Improvements	\$0	\$79	\$79	\$4,924	468	46.14%	\$3,123,178	\$4,198,236
415	TXFER00099	SVC8000	BUILDINGS	Structures and Improvements	\$10	\$2	\$2	\$14	468	46.14%	\$8,197	\$10,528
416	TXFER00099	SVC8000	ROOF	Structures and Improvements	\$134	\$29	\$29	\$181	468	46.14%	\$109,116	\$143,410
417	TXFER00099	SVC8000	AIR CONDITIONER UNIT (EA)	Structures and Improvements	\$28	\$5	\$5	\$34	468	46.14%	\$15,371	\$19,742
418	TXFER00099	SVC8000	BATTERY	Structures and Improvements	\$149	\$23	\$23	\$147	468	46.14%	\$21,742	\$28,575
419	90000098934	SVC8000	Wire & Cable	Structures and Improvements	\$84	\$13	\$13	\$85	468	46.14%	\$4,900	\$6,294
420	90000102548	SVC8000	FLOOR COVERING	Structures and Improvements	\$5,543	\$877	\$5,543	\$5,542	468	46.14%	\$263,919	\$338,966
421	TXFER00099	SVC8000	EXTERIOR DOORS & WINDOWS	Structures and Improvements	\$0	\$0	\$0	\$0	468	46.14%	\$4,480	\$4,587
422	TXFER00099	SVC8000	HVAC	Structures and Improvements	\$0	\$0	\$0	\$0	468	46.14%	\$7,906	\$9,917
423	TXFER00099	SVC8000	PAVEMENTS,ROADS,WALKS,CURBS (100 SQ	Structures and Improvements	\$0	\$0	\$0	\$0	468	46.14%	\$9,362	\$9,586
424	TXFER00099	SVC8000	STRUCTURE /IMPROVEMENT	Structures and Improvements	\$344	\$55	\$55	\$350	468	46.14%	\$20,563	\$21,054
425	TXFER00099	SVC8000	STRUCTURE /IMPROVEMENT	Structures and Improvements	\$574	\$92	\$92	\$584	468	46.14%	\$27,320	\$35,089
426	TXFER00099	SVC8000	EXTERIOR DOORS & WINDOWS	Structures and Improvements	\$62	\$10	\$10	\$64	468	46.14%	\$3,627	\$3,715
427	90000124245	SVC8000	BUILDINGS	Structures and Improvements	\$1,395	\$236	\$1,395	\$1,492	468	41.71%	\$153,137	\$194,299
428	90000124256	SVC8000	BUILDING HEATING/COOLING SYSTEM	Structures and Improvements	\$105	\$18	\$18	\$112	468	41.71%	\$11,542	\$15,058
429	90000124268	SVC8000	BUILDING HEATING/COOLING SYSTEM	Structures and Improvements	\$32	\$5	\$5	\$34	468	41.71%	\$3,956	\$5,019
430	90000124286	SVC8000	BUILDINGS	Structures and Improvements	\$21	\$20	\$20	\$129	468	41.71%	\$13,248	\$17,284
431	90000124286	SVC8000	CEILING	Structures and Improvements	\$271	\$46	\$271	\$290	468	41.71%	\$29,782	\$38,855
432	90000124286	SVC8000	FIRE PROTECTION SYSTEM-OUTSIDE	Structures and Improvements	\$100	\$17	\$100	\$107	468	41.71%	\$10,976	\$14,320
433	90000124286	SVC8000	FIRE PROTECTION SYSTEM-OUTSIDE	Structures and Improvements	\$100	\$17	\$100	\$107	468	41.71%	\$10,976	\$14,320

THE NARRAGANSETT ELECTRIC COMPANY
d/b/a NATIONAL GRID
RIPUC Docket Nos. 4770/4780
Compliance Attachment 3
Workpaper 6f
Page 40 of 60

The Narragansett Electric Company d/b/a National Grid
Service Company Reimbursements
Service Company Capital for Facilities allocated to Operating Companies as Rent Expense
For the Rate Year ended August 31, 2021

Line	Work order	estm. N.	Project Description	Account Description	Average Balance	Cash Tax	09/01/2020 Balance	08/31/2021 Balance	Average Balance	Book Tax	Cash to Book Tax Difference	Return on Accum Taxes
379	ITXPER0099	SVG8000	BUILDINGS	Structures and Improvements	\$78,102	\$21,337	\$114,459	\$114,459	\$114,459	\$31,270	(\$9,933)	(\$817)
380	ITXPER0099	SVG8000	BUILDINGS	Structures and Improvements	\$95,494	\$26,089	\$142,837	\$142,837	\$142,837	\$39,023	(\$12,934)	(\$1,064)
381	ITXPER0099	SVG8000	SECURITY SYSTEM	Structures and Improvements	\$5,946	\$1,624	\$8,893	\$8,893	\$8,893	\$2,430	(\$805)	(\$66)
382	ITXPER0099	SVG8000	BUILDINGS	Structures and Improvements	\$4,193	\$1,146	\$6,272	\$6,272	\$6,272	\$1,714	(\$568)	(\$47)
383	ITXPER0099	SVG8000	SECURITY SYSTEM	Structures and Improvements	\$2,885	\$788	\$4,315	\$4,315	\$4,315	\$1,179	(\$831)	(\$32)
384	ITXPER0099	SVG8000	BUILDINGS	Structures and Improvements	\$16,714	\$4,566	\$25,000	\$25,000	\$25,000	\$6,830	(\$2,264)	(\$186)
385	ITXPER0099	SVG8000	BUILDINGS	Structures and Improvements	\$18,424	\$5,033	\$27,558	\$27,558	\$27,558	\$7,529	(\$2,495)	(\$205)
386	ITXPER0099	SVG8000	PAVEMENTS,ROADS,WALKS,CURBS (100 SQ	Structures and Improvements	\$18,065	\$2,255	\$17,659	\$17,659	\$17,659	\$48,247	(\$15,991)	(\$1,316)
387	ITXPER0099	SVG8000	BUILDINGS	Structures and Improvements	\$11,403	\$3,115	\$17,057	\$17,057	\$17,057	\$4,660	(\$1,545)	(\$127)
388	ITXPER0099	SVG8000	BUILDINGS	Structures and Improvements	\$3,251	\$888	\$4,863	\$4,863	\$4,863	\$1,328	(\$440)	(\$36)
389	ITXPER0099	SVG8000	SECURITY SYSTEM	Structures and Improvements	(\$6,370)	(\$1,740)	(\$4,359)	(\$4,359)	(\$4,359)	(\$1,191)	(\$549)	(\$45)
390	ITXPER0099	SVG8000	BUILDINGS	Structures and Improvements	\$386,115	\$105,487	\$589,724	\$589,724	\$589,724	\$161,113	(\$55,626)	(\$4,578)
391	ITXPER0099	SVG8000	BUILDINGS	Structures and Improvements	\$6,465	\$1,766	\$9,874	\$9,874	\$9,874	\$2,698	(\$931)	(\$57)
392	ITXPER0099	SVG8000	BUILDINGS	Structures and Improvements	\$4,162	\$1,137	\$6,494	\$6,494	\$6,494	\$1,774	(\$637)	(\$52)
393	ITXPER0099	SVG8000	SECURITY SYSTEM	Structures and Improvements	\$355,030	\$96,994	\$566,129	\$566,129	\$566,129	\$154,667	(\$57,672)	(\$4,746)
394	ITXPER0099	SVG8000	SECURITY SYSTEM	Structures and Improvements	\$5,766	\$1,575	\$9,194	\$9,194	\$9,194	\$2,512	(\$937)	(\$77)
395	ITXPER0099	SVG8000	COMMUNICATION SYSTEM INTRA-SITE	Structures and Improvements	\$922	\$252	\$1,470	\$1,470	\$1,470	\$402	(\$150)	(\$12)
396	ITXPER0099	SVG8000	FLOOR COVERING	Structures and Improvements	\$2,405	\$657	\$3,836	\$3,836	\$3,836	\$1,048	(\$391)	(\$32)
397	ITXPER0099	SVG8000	FLOOR COVERING	Structures and Improvements	\$1,923	\$525	\$3,067	\$3,067	\$3,067	\$838	(\$312)	(\$26)
398	ITXPER0099	SVG8000	OFFICE FURNITURE	Structures and Improvements	\$1,080	\$295	\$1,723	\$1,723	\$1,723	\$471	(\$175)	(\$14)
399	ITXPER0099	SVG8000	WIRE/CABLE BY SIZE & KIND (100 FT)	Structures and Improvements	\$7,575	\$2,015	\$11,760	\$11,760	\$11,760	\$3,213	(\$1,198)	(\$99)
400	ITXPER0099	SVG8000	BUILDINGS	Structures and Improvements	\$7,249	\$1,980	\$11,559	\$11,559	\$11,559	\$3,158	(\$1,177)	(\$97)
401	90000092476	SVG8000	BUILDING & ADDITIONS	Structures and Improvements	\$495,311	\$135,319	\$807,606	\$807,606	\$807,606	\$220,638	(\$85,319)	(\$7,022)
402	90000092476	SVG8000	BUILDING COMMUN & DATA CABLING PLNT	Structures and Improvements	\$820,809	\$224,245	\$1,338,332	\$1,338,332	\$1,338,332	\$365,632	(\$141,387)	(\$11,636)
403	90000092476	SVG8000	BUILDING HEATING/COOLING SYSTEM	Structures and Improvements	\$1,559,565	\$480,713	\$2,868,977	\$2,868,977	\$2,868,977	\$783,804	(\$303,091)	(\$24,944)
404	90000092476	SVG8000	CEILING	Structures and Improvements	\$579,853	\$158,416	\$945,452	\$945,452	\$945,452	\$258,297	(\$99,882)	(\$8,220)
405	90000092476	SVG8000	EXTERIOR DOORS & WINDOWS	Structures and Improvements	\$245,230	\$66,997	\$399,848	\$399,848	\$399,848	\$109,238	(\$42,242)	(\$3,476)
406	90000092476	SVG8000	FIBER OPTIC CABLE - ALL SIZES	Structures and Improvements	\$168,962	\$46,160	\$275,493	\$275,493	\$275,493	\$75,265	(\$29,104)	(\$2,395)
407	90000092476	SVG8000	FIRE FIGHTING EQUIPMENT	Structures and Improvements	\$160,727	\$43,911	\$262,066	\$262,066	\$262,066	\$71,597	(\$27,686)	(\$2,279)
408	90000092476	SVG8000	FLOOR COVERING	Structures and Improvements	\$471,953	\$128,938	\$769,521	\$769,521	\$769,521	\$210,233	(\$81,296)	(\$6,691)
409	90000092476	SVG8000	PLUMBING SYSTEM (ALL)	Structures and Improvements	\$68,903	\$18,824	\$112,346	\$112,346	\$112,346	\$30,693	(\$11,869)	(\$977)
410	90000092476	SVG8000	ROOF	Structures and Improvements	\$17,698	\$4,835	\$28,856	\$28,856	\$28,856	\$7,883	(\$3,048)	(\$251)
411	90000092476	SVG8000	SECURITY SYSTEM	Structures and Improvements	\$219,860	\$60,066	\$358,483	\$358,483	\$358,483	\$97,938	(\$37,872)	(\$3,117)
412	90000092476	SVG8000	SIGNS	Structures and Improvements	\$261,885	\$71,547	\$427,005	\$427,005	\$427,005	\$116,658	(\$45,111)	(\$3,713)
413	90000092476	SVG8000	SOLAR PANELS	Structures and Improvements	\$615,219	\$168,078	\$1,003,116	\$1,003,116	\$1,003,116	\$274,051	(\$105,974)	(\$8,722)
414	90000092476	SVG8000	WIRE/CABLE BY SIZE & KIND (100 FT)	Structures and Improvements	\$4,151,494	\$1,134,188	\$6,769,025	\$6,769,025	\$6,769,025	\$1,849,298	(\$715,109)	(\$8,854)
415	ITXPER0099	SVG8000	BUILDINGS	Structures and Improvements	\$10,651	\$2,910	\$17,470	\$17,470	\$17,470	\$4,813	(\$1,904)	(\$157)
416	ITXPER0099	SVG8000	ROOF	Structures and Improvements	\$141,777	\$38,733	\$232,551	\$232,551	\$232,551	\$64,071	(\$25,338)	(\$2,085)
417	ITXPER0099	SVG8000	AIR CONDITIONER UNIT (EA)	Structures and Improvements	\$19,972	\$5,456	\$32,482	\$32,482	\$32,482	\$8,988	(\$3,531)	(\$291)
418	ITXPER0099	SVG8000	BATTERY	Structures and Improvements	\$28,250	\$7,718	\$43,195	\$43,195	\$43,195	\$12,337	(\$4,620)	(\$380)
419	90000098934	SVG8000	Wire & Cable	Structures and Improvements	\$6,220	\$1,699	\$8,939	\$8,939	\$8,939	\$2,587	(\$888)	(\$73)
420	ITXPER0099	SVG8000	FLOOR COVERING	Structures and Improvements	\$353,016	\$91,526	\$481,438	\$481,438	\$481,438	\$139,342	(\$47,816)	(\$3,935)
421	ITXPER0099	SVG8000	HVAC	Structures and Improvements	\$4,533	\$1,238	\$6,321	\$6,321	\$6,321	\$1,708	(\$594)	(\$49)
422	ITXPER0099	SVG8000	BUILDINGS	Structures and Improvements	\$10,035	\$2,742	\$13,993	\$13,993	\$13,993	\$3,849	(\$1,315)	(\$108)
423	ITXPER0099	SVG8000	PAVEMENTS,ROADS,WALKS,CURBS (100 SQ	Structures and Improvements	\$9,474	\$2,588	\$14,828	\$14,828	\$14,828	\$4,071	(\$1,242)	(\$102)
424	ITXPER0099	SVG8000	STRUCTURE / IMPROVEMENT	Structures and Improvements	\$20,808	\$5,685	\$28,718	\$28,718	\$28,718	\$8,330	(\$2,646)	(\$218)
425	ITXPER0099	SVG8000	STRUCTURE / IMPROVEMENT	Structures and Improvements	\$34,680	\$9,475	\$47,864	\$47,864	\$47,864	\$13,885	(\$4,411)	(\$363)
426	ITXPER0099	SVG8000	EXTERIOR DOORS & WINDOWS	Structures and Improvements	\$5,671	\$1,003	\$5,155	\$5,155	\$5,155	\$1,491	(\$488)	(\$40)
427	ITXPER0099	SVG8000	EXTERIOR DOORS & WINDOWS	Structures and Improvements	\$197,043	\$53,832	\$266,207	\$266,207	\$266,207	\$77,743	(\$23,911)	(\$1,968)
428	90000124245	SVG8000	BUILDINGS	Structures and Improvements	\$1,485	\$4,057	\$20,064	\$20,064	\$20,064	\$5,859	(\$1,802)	(\$148)
429	90000124256	SVG8000	BUILDING HEATING/COOLING SYSTEM	Structures and Improvements	\$1,485	\$4,057	\$20,064	\$20,064	\$20,064	\$5,859	(\$1,802)	(\$148)
430	90000124268	SVG8000	BUILDING HEATING/COOLING SYSTEM	Structures and Improvements	\$17,047	\$4,657	\$23,031	\$23,031	\$23,031	\$6,726	(\$2,069)	(\$170)
431	90000124286	SVG8000	BUILDINGS	Structures and Improvements	\$38,322	\$10,469	\$51,773	\$51,773	\$51,773	\$15,120	(\$4,650)	(\$383)
432	90000124286	SVG8000	CEILING	Structures and Improvements	\$14,123	\$3,858	\$19,080	\$19,080	\$19,080	\$5,572	(\$1,714)	(\$141)
433	90000124286	SVG8000	FIRE PROTECTION SYSTEM-OUTSIDE	Structures and Improvements	\$14,123	\$3,858	\$19,080	\$19,080	\$19,080	\$5,572	(\$1,714)	(\$141)

THE NARRAGANSETT ELECTRIC COMPANY
d/b/a NATIONAL GRID
RIPUC Docket Nos. 4770/4780
Compliance Attachment 3
Workpaper 6f
Page 41 of 60

The Narragansett Electric Company d/b/a National Grid
Service Company Reints
Service Company Capital for Facilities allocated to Operating Companies as Rent Expense
For the Rate Year ended August 31, 2021

Line	Work order	estm't N.	Project Description	Account Description	Bill Pool	In Service Date	Amortizati on Period	Inception to Date \$	Adjustments	HTY Spend
434	90000124286	SVC8000	FLOOR COVERING	Structures and Improvements	J139	06/01/13	120	\$20,729	\$0	\$20,729
435	90000124286	SVC8000	HVAC	Structures and Improvements	J139	06/01/13	120	\$49,184	\$0	\$49,184
436	90000124286	SVC8000	LIGHTING FIXTURE	Structures and Improvements	J139	06/01/13	120	\$33,013	\$0	\$33,013
437	90000124286	SVC8000	POWER SUPPLY	Structures and Improvements	J139	06/01/13	120	\$92,108	\$0	\$92,108
438	90000124286	SVC8000	SGNS	Structures and Improvements	J139	06/01/13	120	\$6,945	\$0	\$6,945
439	90000124287	SVC8000	POWER SUPPLY	Structures and Improvements	J139	06/01/13	120	\$77,874	\$0	\$77,874
440	90000124301	SVC8000	HVAC	Structures and Improvements	J114	06/01/13	120	\$1,134	\$0	\$1,134
441	90000124302	SVC8000	MISCELLANEOUS ITEMS (EA)	Structures and Improvements	J139	06/01/13	120	\$58,118	\$0	\$58,118
442	90000124307	SVC8000	EXTERIOR DOORS & WINDOWS	Structures and Improvements	J135	06/01/13	120	\$11,685	\$0	\$11,685
443	90000126524	SVC8000	BUILDING HEATING/COOLING SYSTEM	Structures and Improvements	J135	06/01/13	120	\$1,898	\$0	\$1,898
444	90000126525	SVC8000	PLUMBING SYSTEM (ALL)	Structures and Improvements	J135	06/01/13	120	\$11,284	\$0	\$11,284
445	90000128076	SVC8000	PLUMBING SYSTEM (ALL)	Structures and Improvements	J135	06/01/13	120	\$7,336	\$0	\$7,336
446	90000125044	SVC8000	FLOOR COVERING	Structures and Improvements	J139	07/01/13	120	\$193,000	\$0	\$193,000
447	90000124250	SVC8000	HVAC	Structures and Improvements	J139	10/01/13	120	\$632,461	\$0	\$632,461
448	90000124252	SVC8000	BOILER (EA)	Structures and Improvements	J139	10/01/13	120	\$332,175	\$0	\$332,175
449	90000124284	SVC8000	FLOOR COVERING	Structures and Improvements	J139	10/01/13	120	\$13,354	\$0	\$13,354
450	90000124298	SVC8000	Non-umitized	Structures and Improvements	J139	10/01/13	120	\$4,648	\$0	\$4,648
451	90000125054	SVC8000	BUILDINGS	Structures and Improvements	J139	10/01/13	120	\$286,242	\$0	\$286,242
452	90000128160	SVC8000	LIGHTING FIXTURE	Structures and Improvements	J135	10/01/13	120	\$33,779	\$0	\$33,779
453	90000130276	SVC8000	BUILDINGS	Structures and Improvements	J139	10/01/13	120	\$25,732	\$0	\$25,732
454	90000130956	SVC8000	BUILDINGS	Structures and Improvements	J139	10/01/13	120	\$5,305	\$0	\$5,305
455	90000130956	SVC8000	FLOOR COVERING	Structures and Improvements	J139	10/01/13	120	\$28,112	\$0	\$28,112
456	90000134909	SVC8000	AIR COMPRESSORS (EA)	Structures and Improvements	J139	10/01/13	120	\$14,067	\$0	\$14,067
457	90000131767	SVC8000	BUILDING & ADDITIONS	Structures and Improvements	J063	11/01/13	120	\$5,295	\$0	\$5,295
458	90000131767	SVC8000	BUILDING COMMON & DATA CABLING PLNT	Structures and Improvements	J063	11/01/13	120	\$23,162	\$0	\$23,162
459	90000131767	SVC8000	BUILDING HEATING/COOLING SYSTEM	Structures and Improvements	J063	11/01/13	120	\$10,312	\$0	\$10,312
460	90000131767	SVC8000	FINISH SYSTEMS - WALLS	Structures and Improvements	J063	11/01/13	120	\$8,400	\$0	\$8,400
461	90000131767	SVC8000	FINISH SYSTEMS - WINDOWS	Structures and Improvements	J063	11/01/13	120	\$9,419	\$0	\$9,419
462	90000131767	SVC8000	LIGHTING & POWER SYSTEM	Structures and Improvements	J063	11/01/13	120	\$32,162	\$0	\$32,162
463	90000133716	SVC8000	HVAC	Structures and Improvements	J139	11/01/13	120	\$7,201	\$0	\$7,201
464	90000133949	SVC8000	BUILDING & ADDITIONS	Structures and Improvements	J063	11/01/13	120	\$13,451	\$0	\$13,451
465	90000127354	SVC8000	HVAC	Structures and Improvements	J139	12/01/13	120	\$18,524	\$0	\$18,524
466	90000135851	SVC8000	BUILDINGS	Structures and Improvements	J139	01/01/14	120	\$13,925	\$0	\$13,925
467	90000124274	SVC8000	BUILDINGS	Structures and Improvements	J139	02/01/14	120	\$19,556	\$0	\$19,556
468	90000124274	SVC8000	CEILING	Structures and Improvements	J139	02/01/14	120	\$62,521	\$0	\$62,521
469	90000124274	SVC8000	FIRE PROTECTION SYSTEM-OUTSIDE	Structures and Improvements	J139	02/01/14	120	\$11,893	\$0	\$11,893
470	90000124274	SVC8000	FLOOR COVERING	Structures and Improvements	J139	02/01/14	120	\$11,981	\$0	\$11,981
471	90000124274	SVC8000	HVAC	Structures and Improvements	J139	02/01/14	120	\$40,816	\$0	\$40,816
472	90000124274	SVC8000	LIGHTING FIXTURE	Structures and Improvements	J139	02/01/14	120	\$37,466	\$0	\$37,466
473	90000124274	SVC8000	POWER SUPPLY	Structures and Improvements	J139	02/01/14	120	\$35,508	\$0	\$35,508
474	90000124298	SVC8000	Non-umitized	Structures and Improvements	J139	02/01/14	120	\$58	\$0	\$58
475	90000125074	SVC8000	Non-umitized	Structures and Improvements	J114	02/01/14	120	\$1,152,463	\$0	\$1,152,463
476	90000133466	SVC8000	BUILDINGS	Structures and Improvements	J114	03/01/14	120	\$454,641	\$0	\$454,641
477	90000133466	SVC8000	SECURITY SYSTEM	Structures and Improvements	J114	03/01/14	120	\$33,194	\$0	\$33,194
478	90000133466	SVC8000	YARD LIGHTING	Structures and Improvements	J114	03/01/14	120	\$98,707	\$0	\$98,707
479	90000124257	SVC8000	HVAC	Structures and Improvements	J139	04/01/14	120	\$875,792	\$0	\$875,792
480	90000124298	SVC8000	Non-umitized	Structures and Improvements	J139	04/01/14	120	(817)	\$0	(817)
481	90000125060	SVC8000	HVAC	Structures and Improvements	J139	04/01/14	120	\$784,080	\$0	\$784,080
482	90000125074	SVC8000	Non-umitized	Structures and Improvements	J114	04/01/14	120	\$77,500	\$0	\$77,500
483	90000135128	SVC8000	SECURITY SYSTEM	Structures and Improvements	J139	04/01/14	120	\$375	\$0	\$375
484	90000135586	SVC8000	HVAC	Structures and Improvements	J139	04/01/14	120	\$136,596	\$0	\$136,596
485	90000128240	SVC8000	HVAC	Structures and Improvements	J135	06/01/14	120	\$10,484	\$0	\$10,484
486	90000136833	SVC8000	BUILDINGS	Structures and Improvements	J139	06/01/14	120	\$60,035	\$0	\$60,035
487	90000136833	SVC8000	HVAC	Structures and Improvements	J139	06/01/14	120	\$44,940	\$0	\$44,940

THE NARRAGANSETT ELECTRIC COMPANY
d/b/a NATIONAL GRID
RIPUC Docket Nos. 4770/4780
Compliance Attachment 3
Workpaper 6f
Page 42 of 60

The Narragansett Electric Company d/b/a National Grid
Service Company Remits
Service Company Capital for Facilities allocated to Operating Companies as Rent Expense
For the Rate Year ended August 31, 2021

09/01/20 08/31/21 8.2300%

Line	Work order	Estment N°	Project Description	Account Description	NECO	09/01/2020 Balance	08/31/2021 Balance	Average Balance	Service Co Return	Year Return	Return on Accum Taxes
434	90000124286	SVG8000	FLOOR COVERING	Structures and Improvement	YES	\$5,700	\$3,628	\$4,664	8.23%	\$384	\$111
435	90000124286	SVG8000	HVAC	Structures and Improvement	YES	\$8,607	\$11,066	\$9,837	8.23%	\$911	\$264
436	90000124286	SVG8000	LIGHTING FIXTURE	Structures and Improvement	YES	\$9,078	\$5,777	\$7,428	8.23%	\$611	\$177
437	90000124286	SVG8000	POWER SUPPLY	Structures and Improvement	YES	\$25,330	\$16,119	\$20,724	8.23%	\$1,706	\$494
438	90000124286	SVG8000	SIGNS	Structures and Improvement	YES	\$1,910	\$1,215	\$1,563	8.23%	\$129	\$37
439	90000124287	SVG8000	POWER SUPPLY	Structures and Improvement	YES	\$21,415	\$13,628	\$17,522	8.23%	\$1,442	\$417
440	90000124301	SVG8000	HVAC	Structures and Improvement	NO	\$312	\$199	\$255	8.23%	\$21	\$6
441	90000124302	SVG8000	MISCELLANEOUS ITEMS (EA)	Structures and Improvement	YES	\$15,983	\$10,171	\$13,077	8.23%	\$1,076	\$311
442	90000124307	SVG8000	EXTERIOR DOORS & WINDOWS	Structures and Improvement	YES	\$3,213	\$2,045	\$2,629	8.23%	\$216	\$63
443	90000126524	SVG8000	BUILDING HEATING/COOLING SYSTEM	Structures and Improvement	YES	\$522	\$332	\$427	8.23%	\$35	\$10
444	90000126525	SVG8000	PLUMBING SYSTEM (ALL)	Structures and Improvement	YES	\$3,103	\$1,975	\$2,539	8.23%	\$209	\$60
445	90000128076	SVG8000	PLUMBING SYSTEM (ALL)	Structures and Improvement	YES	\$2,017	\$1,284	\$1,651	8.23%	\$136	\$39
446	90000128044	SVG8000	FLOOR COVERING	Structures and Improvement	YES	\$54,683	\$35,383	\$45,033	8.23%	\$3,706	\$998
447	90000124250	SVG8000	HVAC	Structures and Improvement	YES	\$195,009	\$131,763	\$163,386	8.23%	\$13,447	\$3,128
448	90000124252	SVG8000	BOILER (EA)	Structures and Improvement	YES	\$102,421	\$69,203	\$85,812	8.23%	\$7,062	\$1,643
449	90000124284	SVG8000	FLOOR COVERING	Structures and Improvement	YES	\$4,118	\$2,782	\$3,450	8.23%	\$284	\$66
450	90000124298	SVG8000	Non-unionized	Structures and Improvement	YES	\$1,433	\$968	\$1,201	8.23%	\$99	\$23
451	90000125054	SVG8000	BUILDINGS	Structures and Improvement	YES	\$88,258	\$59,634	\$73,946	8.23%	\$6,086	\$1,416
452	90000128160	SVG8000	LIGHTING FIXTURE	Structures and Improvement	YES	\$10,415	\$7,037	\$8,726	8.23%	\$718	\$167
453	90000130276	SVG8000	BUILDINGS	Structures and Improvement	YES	\$7,934	\$5,361	\$6,647	8.23%	\$547	\$127
454	90000130956	SVG8000	BUILDINGS	Structures and Improvement	YES	\$1,636	\$1,105	\$1,371	8.23%	\$113	\$26
455	90000130956	SVG8000	FLOOR COVERING	Structures and Improvement	YES	\$8,668	\$5,857	\$7,262	8.23%	\$598	\$139
456	90000134909	SVG8000	AIR COMPRESSORS (EA)	Structures and Improvement	YES	\$4,337	\$2,931	\$3,634	8.23%	\$299	\$70
457	90000131767	SVG8000	BUILDING & ADDITIONS	Structures and Improvement	YES	\$1,677	\$1,147	\$1,412	8.23%	\$116	\$25
458	90000131767	SVG8000	BUILDING COMMUN & DATA CABLING PLNT	Structures and Improvement	YES	\$7,335	\$5,018	\$6,176	8.23%	\$508	\$110
459	90000131767	SVG8000	BUILDING HEATING/COOLING SYSTEM	Structures and Improvement	YES	\$3,265	\$2,234	\$2,750	8.23%	\$226	\$49
460	90000131767	SVG8000	FINISH SYSTEMS - WALLS	Structures and Improvement	YES	\$2,660	\$1,820	\$2,240	8.23%	\$184	\$40
461	90000131767	SVG8000	FINISH SYSTEMS - WINDOWS	Structures and Improvement	YES	\$2,983	\$2,041	\$2,512	8.23%	\$207	\$45
462	90000131767	SVG8000	LIGHTING & POWER SYSTEM	Structures and Improvement	YES	\$10,185	\$6,968	\$8,576	8.23%	\$706	\$153
463	90000133716	SVG8000	HVAC	Structures and Improvement	YES	\$2,280	\$1,920	\$2,100	8.23%	\$158	\$34
464	90000133949	SVG8000	BUILDING & ADDITIONS	Structures and Improvement	YES	\$4,260	\$2,914	\$3,587	8.23%	\$295	\$64
465	90000127354	SVG8000	HVAC	Structures and Improvement	YES	\$6,020	\$4,168	\$5,094	8.23%	\$419	\$85
466	90000135851	SVG8000	BUILDINGS	Structures and Improvement	YES	\$4,642	\$3,249	\$3,945	8.23%	\$325	\$61
467	90000124274	SVG8000	BUILDINGS	Structures and Improvement	YES	\$6,682	\$4,726	\$5,704	8.23%	\$469	\$82
468	90000124274	SVG8000	CEILING	Structures and Improvement	YES	\$21,361	\$15,109	\$18,235	8.23%	\$1,501	\$262
469	90000124274	SVG8000	FIRE PROTECTION SYSTEM-OUTSIDE	Structures and Improvement	YES	\$4,063	\$2,874	\$3,469	8.23%	\$285	\$50
470	90000124274	SVG8000	FLOOR COVERING	Structures and Improvement	YES	\$4,094	\$2,895	\$3,494	8.23%	\$288	\$50
471	90000124274	SVG8000	HVAC	Structures and Improvement	YES	\$13,945	\$9,864	\$11,905	8.23%	\$980	\$171
472	90000124274	SVG8000	LIGHTING FIXTURE	Structures and Improvement	YES	\$12,801	\$9,054	\$10,928	8.23%	\$899	\$157
473	90000124274	SVG8000	POWER SUPPLY	Structures and Improvement	YES	\$12,132	\$8,581	\$10,356	8.23%	\$852	\$149
474	90000124298	SVG8000	Non-unionized	Structures and Improvement	YES	\$20	\$14	\$17	8.23%	\$1	\$0
475	90000125074	SVG8000	Non-unionized	Structures and Improvement	NO	\$393,758	\$278,512	\$336,135	8.23%	\$27,664	\$4,836
476	90000133466	SVG8000	BUILDINGS	Structures and Improvement	NO	\$159,124	\$113,660	\$136,392	8.23%	\$11,225	\$1,823
477	90000133466	SVG8000	SECURITY SYSTEM	Structures and Improvement	NO	\$11,618	\$8,299	\$9,958	8.23%	\$820	\$133
478	90000135466	SVG8000	YARD LIGHTING	Structures and Improvement	NO	\$34,547	\$24,677	\$29,612	8.23%	\$2,437	\$396
479	90000124257	SVG8000	HVAC	Structures and Improvement	YES	\$313,826	\$226,246	\$270,036	8.23%	\$22,224	\$3,064
480	90000125060	SVG8000	Non-unionized	Structures and Improvement	YES	\$0	\$0	\$0	8.23%	\$0	\$1
481	90000125060	SVG8000	HVAC	Structures and Improvement	YES	\$280,962	\$202,554	\$241,758	8.23%	\$19,897	\$2,743
482	90000125074	SVG8000	Non-unionized	Structures and Improvement	NO	\$27,771	\$20,021	\$23,896	8.23%	\$1,967	\$271
483	90000135128	SVG8000	SECURITY SYSTEM	Structures and Improvement	YES	\$134	\$97	\$116	8.23%	\$10	\$1
484	90000135586	SVG8000	HVAC	Structures and Improvement	YES	\$48,947	\$35,287	\$42,117	8.23%	\$3,466	\$478
485	90000128240	SVG8000	HVAC	Structures and Improvement	YES	\$3,932	\$2,883	\$3,407	8.23%	\$280	\$33
486	90000136833	SVG8000	BUILDINGS	Structures and Improvement	YES	\$22,513	\$16,510	\$19,512	8.23%	\$1,606	\$188
487	90000136833	SVG8000	HVAC	Structures and Improvement	YES	\$16,853	\$12,359	\$14,606	8.23%	\$1,202	\$140

THE NARRAGANSETT ELECTRIC COMPANY
d/b/a NATIONAL GRID
RIPUC Docket Nos. 4770/4780
Compliance Attachment 3
Workpaper 6f
Page 43 of 60

The Narragansett Electric Company d/b/a National Grid
Service Company Rentals
Service Company Capital for Facilities allocated to Operating Companies as Rent Expense
For the Rate Year ended August 31, 2021

G:as

Line	Work order	estimation N:	Project Description	Account Description	Total Return	Year	Amortization	NECO G Allocation	NECO G Rent-Return	NECO G Rent - Depn	Test Year Distribution Allocation	Test Year Rent Return
434	90000124286	SVC8000	FLOOR COVERING	Structures and Improvement	\$495	\$2,073	\$1,5316%	\$8	\$32	\$19	3.7985%	\$19
435	90000124286	SVC8000	HVAC	Structures and Improvement	\$1,174	\$4,918	1.5316%	\$18	\$75	\$45	3.7985%	\$45
436	90000124286	SVC8000	LIGHTING FIXTURE	Structures and Improvement	\$788	\$3,301	1.5316%	\$12	\$51	\$30	3.7985%	\$30
437	90000124286	SVC8000	POWER SUPPLY	Structures and Improvement	\$2,199	\$9,211	1.5316%	\$34	\$141	\$84	3.7985%	\$84
438	90000124286	SVC8000	SIGNS	Structures and Improvement	\$166	\$695	1.5316%	\$3	\$11	\$6	3.7985%	\$6
439	90000124287	SVC8000	POWER SUPPLY	Structures and Improvement	\$1,859	\$7,787	1.5316%	\$28	\$119	\$71	3.7985%	\$71
440	90000124301	SVC8000	HVAC	Structures and Improvement	\$27	\$113	6.2600%	\$2	\$7	\$0	0.0000%	\$0
441	90000124302	SVC8000	MISCELLANEOUS ITEMS (EA)	Structures and Improvement	\$1,388	\$5,812	1.5316%	\$21	\$89	\$53	3.7985%	\$53
442	90000124307	SVC8000	EXTERIOR DOORS & WINDOWS	Structures and Improvement	\$279	\$1,168	1.6673%	\$5	\$19	\$9	3.3927%	\$9
443	90000126524	SVC8000	BUILDING HEATING/COOLING SYSTEM	Structures and Improvement	\$45	\$190	1.6673%	\$1	\$3	\$2	3.3927%	\$2
444	90000126525	SVC8000	PLUMBING SYSTEM (ALL)	Structures and Improvement	\$269	\$1,128	1.6673%	\$4	\$19	\$9	3.3927%	\$9
445	90000128076	SVC8000	PLUMBING SYSTEM (ALL)	Structures and Improvement	\$175	\$734	1.6673%	\$3	\$12	\$6	3.3927%	\$6
446	90000125044	SVC8000	FLOOR COVERING	Structures and Improvement	\$4,704	\$19,300	1.5316%	\$72	\$296	\$179	3.7985%	\$179
447	90000124286	SVC8000	HVAC	Structures and Improvement	\$16,575	\$63,246	1.5316%	\$254	\$969	\$630	3.7985%	\$630
448	90000124252	SVC8000	BOLLER (EA)	Structures and Improvement	\$8,705	\$33,217	1.5316%	\$133	\$509	\$331	3.7985%	\$331
449	90000124284	SVC8000	FLOOR COVERING	Structures and Improvement	\$350	\$1,335	1.5316%	\$5	\$20	\$13	3.7985%	\$13
450	90000124298	SVC8000	Non-unionized	Structures and Improvement	\$122	\$465	1.5316%	\$2	\$7	\$5	3.7985%	\$5
451	90000125054	SVC8000	BUILDINGS	Structures and Improvement	\$7,502	\$28,624	1.5316%	\$115	\$438	\$285	3.7985%	\$285
452	90000128160	SVC8000	LIGHTING FIXTURE	Structures and Improvement	\$885	\$3,378	1.6673%	\$15	\$56	\$30	3.3927%	\$30
453	90000130276	SVC8000	BUILDINGS	Structures and Improvement	\$674	\$2,573	1.5316%	\$10	\$39	\$26	3.7985%	\$26
454	90000130956	SVC8000	BUILDINGS	Structures and Improvement	\$139	\$531	1.5316%	\$2	\$8	\$5	3.7985%	\$5
455	90000130956	SVC8000	FLOOR COVERING	Structures and Improvement	\$737	\$2,811	1.5316%	\$11	\$43	\$28	3.7985%	\$28
456	90000134909	SVC8000	AIR COMPRESSORS (EA)	Structures and Improvement	\$369	\$1,407	1.5316%	\$6	\$22	\$14	3.7985%	\$14
457	90000131767	SVC8000	BUILDING & ADDITIONS	Structures and Improvement	\$141	\$530	4.0899%	\$6	\$22	\$14	9.6901%	\$14
458	90000131767	SVC8000	BUILDING COMMUN & DATA CABLING PLNT	Structures and Improvement	\$619	\$2,316	4.0899%	\$25	\$95	\$60	9.6901%	\$60
459	90000131767	SVC8000	BUILDING HEATING/COOLING SYSTEM	Structures and Improvement	\$275	\$1,031	4.0899%	\$11	\$42	\$27	9.6901%	\$27
460	90000131767	SVC8000	FINISH SYSTEMS - WALLS	Structures and Improvement	\$224	\$840	4.0899%	\$9	\$34	\$22	9.6901%	\$22
461	90000131767	SVC8000	FINISH SYSTEMS - WINDOWS	Structures and Improvement	\$252	\$942	4.0899%	\$10	\$39	\$24	9.6901%	\$24
462	90000131767	SVC8000	LIGHTING & POWER SYSTEM	Structures and Improvement	\$859	\$3,216	4.0899%	\$35	\$132	\$83	9.6901%	\$83
463	90000133716	SVC8000	HVAC	Structures and Improvement	\$192	\$720	1.5316%	\$3	\$11	\$7	3.7985%	\$7
464	90000133949	SVC8000	BUILDING & ADDITIONS	Structures and Improvement	\$359	\$1,345	4.0899%	\$15	\$55	\$35	9.6901%	\$35
465	90000127354	SVC8000	HVAC	Structures and Improvement	\$504	\$1,852	1.5316%	\$8	\$28	\$19	3.7985%	\$19
466	90000135851	SVC8000	BUILDINGS	Structures and Improvement	\$386	\$1,393	1.5316%	\$6	\$21	\$15	3.7985%	\$15
467	90000124274	SVC8000	BUILDINGS	Structures and Improvement	\$551	\$1,956	1.5316%	\$8	\$30	\$21	3.7985%	\$21
468	90000124274	SVC8000	CEILING	Structures and Improvement	\$1,763	\$6,252	1.5316%	\$27	\$96	\$67	3.7985%	\$67
469	90000124274	SVC8000	FIRE PROTECTION SYSTEM-OUTSIDE	Structures and Improvement	\$335	\$1,189	1.5316%	\$5	\$18	\$13	3.7985%	\$13
470	90000124274	SVC8000	FLOOR COVERING	Structures and Improvement	\$338	\$1,198	1.5316%	\$5	\$18	\$13	3.7985%	\$13
471	90000124274	SVC8000	HVAC	Structures and Improvement	\$1,151	\$4,082	1.5316%	\$18	\$63	\$44	3.7985%	\$44
472	90000124274	SVC8000	LIGHTING FIXTURE	Structures and Improvement	\$1,057	\$3,747	1.5316%	\$16	\$57	\$40	3.7985%	\$40
473	90000124274	SVC8000	POWER SUPPLY	Structures and Improvement	\$1,001	\$3,551	1.5316%	\$15	\$54	\$38	3.7985%	\$38
474	90000124298	SVC8000	Non-unionized	Structures and Improvement	\$2	\$6	1.5316%	\$0	\$0	\$0	3.7985%	\$0
475	90000125074	SVC8000	Non-unionized	Structures and Improvement	\$32,500	\$115,246	6.2600%	\$2,035	\$7,214	\$0	0.0000%	\$0
476	90000133466	SVC8000	BUILDINGS	Structures and Improvement	\$13,048	\$45,464	6.2600%	\$817	\$2,846	\$0	0.0000%	\$0
477	90000133466	SVC8000	SECURITY SYSTEM	Structures and Improvement	\$953	\$3,319	6.2600%	\$60	\$208	\$0	0.0000%	\$0
478	90000133466	SVC8000	YARD LIGHTING	Structures and Improvement	\$2,833	\$9,871	6.2600%	\$177	\$618	\$0	0.0000%	\$0
479	90000124257	SVC8000	HVAC	Structures and Improvement	\$25,288	\$87,579	1.5316%	\$387	\$1,341	\$961	3.7985%	\$961
480	90000124298	SVC8000	Non-unionized	Structures and Improvement	\$1	\$0	1.5316%	\$0	\$0	\$0	3.7985%	\$0
481	90000125060	SVC8000	HVAC	Structures and Improvement	\$22,640	\$78,408	1.5316%	\$347	\$1,201	\$860	3.7985%	\$860
482	90000125074	SVC8000	Non-unionized	Structures and Improvement	\$2,238	\$7,750	6.2600%	\$140	\$485	\$0	0.0000%	\$0
483	90000135128	SVC8000	SECURITY SYSTEM	Structures and Improvement	\$11	\$38	1.5316%	\$0	\$1	\$0	3.7985%	\$0
484	90000135586	SVC8000	HVAC	Structures and Improvement	\$3,944	\$13,660	1.5316%	\$60	\$209	\$150	3.7985%	\$150
485	90000128240	SVC8000	HVAC	Structures and Improvement	\$313	\$1,048	1.6673%	\$5	\$17	\$68	3.7985%	\$68
486	90000136833	SVC8000	BUILDINGS	Structures and Improvement	\$1,793	\$1,048	1.5316%	\$27	\$92	\$68	3.7985%	\$68
487	90000136833	SVC8000	HVAC	Structures and Improvement	\$1,342	\$4,494	1.5316%	\$21	\$69	\$51	3.7985%	\$51

THE NARRAGANSETT ELECTRIC COMPANY
d/b/a NATIONAL GRID
RIPUC Docket Nos. 4770/4780
Compliance Attachment 3
Workpaper 6f
Page 44 of 60

The Narragansett Electric Company db/a National Grid
Service Company Rents
Service Company Capital for Facilities allocated to Operating Companies as Rent Expense
For the Rate Year ended August 31, 2021

Distribution 08/31/21

09/01/20

Line	Work order	estment N:	Project Description	Account Description	Test Year Rent Depreciation	Less IFA Salary & Wage Allocator	Total	Amortizat ion Period	Bonus Rate	Bonus Depreciation	Balance	
											09/01/20	08/31/2021
434	90000124286	SVC8000	FLOOR COVERING	Structures and Improvement	\$79	\$13	\$84	468	41.71%	\$8,645	\$10,969	\$11,279
435	90000124286	SVC8000	HVAC	Structures and Improvement	\$187	\$20	\$207	468	41.71%	\$20,513	\$26,026	\$26,762
436	90000124286	SVC8000	LIGHTING FIXTURE	Structures and Improvement	\$125	\$21	\$146	468	41.71%	\$13,768	\$17,469	\$17,963
437	90000124286	SVC8000	POWER SUPPLY	Structures and Improvement	\$350	\$59	\$409	468	41.71%	\$38,414	\$48,740	\$50,117
438	90000124286	SVC8000	SGNS	Structures and Improvement	\$26	\$4	\$30	468	41.71%	\$2,897	\$3,675	\$3,779
439	90000124287	SVC8000	POWER SUPPLY	Structures and Improvement	\$296	\$50	\$346	468	41.71%	\$32,478	\$41,208	\$42,372
440	90000124301	SVC8000	HVAC	Structures and Improvement	\$0	\$0	\$0	468	41.71%	\$473	\$600	\$617
441	90000124302	SVC8000	MISCELLANEOUS ITEMS (EA)	Structures and Improvement	\$221	\$37	\$258	468	41.71%	\$24,239	\$30,754	\$31,623
442	90000124307	SVC8000	EXTERIOR DOORS & WINDOWS	Structures and Improvement	\$40	\$7	\$47	468	41.71%	\$4,873	\$6,183	\$6,338
443	90000126524	SVC8000	BUILDING HEATING/COOLING SYSTEM	Structures and Improvement	\$6	\$1	\$7	468	41.71%	\$792	\$1,004	\$1,033
444	90000126525	SVC8000	PLUMBING SYSTEM (ALL)	Structures and Improvement	\$38	\$4	\$42	468	41.71%	\$4,706	\$5,971	\$6,140
445	90000128076	SVC8000	PLUMBING SYSTEM (ALL)	Structures and Improvement	\$25	\$6	\$31	468	41.71%	\$3,059	\$3,882	\$3,991
446	90000125044	SVC8000	FLOOR COVERING	Structures and Improvement	\$733	\$125	\$858	468	41.71%	\$80,492	\$102,128	\$105,013
447	90000124250	SVC8000	HVAC	Structures and Improvement	\$2,402	\$414	\$2,816	468	41.71%	\$263,773	\$325,221	\$334,675
448	90000124252	SVC8000	BOILER (EA)	Structures and Improvement	\$1,262	\$218	\$1,480	468	41.71%	\$138,536	\$170,809	\$175,775
449	90000124284	SVC8000	FLOOR COVERING	Structures and Improvement	\$51	\$9	\$60	468	41.71%	\$5,570	\$6,867	\$7,067
450	90000124298	SVC8000	Non-untized	Structures and Improvement	\$18	\$3	\$21	468	41.71%	\$1,939	\$2,390	\$2,460
451	90000125054	SVC8000	BUILDINGS	Structures and Improvement	\$1,087	\$187	\$1,274	468	41.71%	\$119,380	\$147,190	\$151,469
452	90000128160	SVC8000	LIGHTING FIXTURE	Structures and Improvement	\$115	\$20	\$135	468	41.71%	\$14,088	\$17,370	\$17,875
453	90000130276	SVC8000	BUILDINGS	Structures and Improvement	\$98	\$17	\$115	468	41.71%	\$10,732	\$13,232	\$13,616
454	90000130956	SVC8000	BUILDINGS	Structures and Improvement	\$20	\$3	\$23	468	41.71%	\$2,213	\$2,728	\$2,807
455	90000130956	SVC8000	FLOOR COVERING	Structures and Improvement	\$107	\$18	\$125	468	41.71%	\$11,725	\$14,456	\$14,876
456	90000134909	SVC8000	AIR COMPRESSORS (EA)	Structures and Improvement	\$53	\$9	\$62	468	41.71%	\$5,867	\$7,233	\$7,444
457	90000131767	SVC8000	BUILDING & ADDITIONS	Structures and Improvement	\$51	\$9	\$60	468	41.71%	\$2,208	\$2,723	\$2,802
458	90000131767	SVC8000	BUILDING COMMUN & DATA CABLING PLNT	Structures and Improvement	\$224	\$39	\$263	468	41.71%	\$9,660	\$11,910	\$12,256
459	90000131767	SVC8000	BUILDING HEATING/COOLING SYSTEM	Structures and Improvement	\$100	\$17	\$117	468	41.71%	\$4,301	\$5,302	\$5,457
460	90000131767	SVC8000	FINISH SYSTEMS - WALLS	Structures and Improvement	\$81	\$14	\$95	468	41.71%	\$3,503	\$4,319	\$4,445
461	90000131767	SVC8000	FINISH SYSTEMS - WINDOWS	Structures and Improvement	\$91	\$16	\$107	468	41.71%	\$3,928	\$4,843	\$4,984
462	90000131767	SVC8000	LIGHTING & POWER SYSTEM	Structures and Improvement	\$312	\$54	\$366	468	41.71%	\$13,413	\$16,538	\$17,019
463	90000133716	SVC8000	HVAC	Structures and Improvement	\$27	\$5	\$32	468	41.71%	\$3,003	\$3,703	\$3,810
464	90000133949	SVC8000	BUILDING & ADDITIONS	Structures and Improvement	\$130	\$23	\$153	468	41.71%	\$5,610	\$6,917	\$7,118
465	90000127354	SVC8000	HVAC	Structures and Improvement	\$70	\$12	\$82	468	41.71%	\$7,725	\$9,525	\$9,802
466	90000135851	SVC8000	BUILDINGS	Structures and Improvement	\$53	\$9	\$62	468	41.71%	\$5,808	\$7,161	\$7,369
467	90000124274	SVC8000	BUILDINGS	Structures and Improvement	\$74	\$13	\$87	468	41.71%	\$8,156	\$10,056	\$10,348
468	90000124274	SVC8000	CEILING	Structures and Improvement	\$237	\$42	\$279	468	41.71%	\$26,075	\$32,149	\$33,084
469	90000124274	SVC8000	FIRE PROTECTION SYSTEM-OUTSIDE	Structures and Improvement	\$45	\$8	\$53	468	41.71%	\$4,960	\$6,115	\$6,293
470	90000124274	SVC8000	FLOOR COVERING	Structures and Improvement	\$46	\$8	\$54	468	41.71%	\$4,997	\$6,161	\$6,340
471	90000124274	SVC8000	HVAC	Structures and Improvement	\$155	\$27	\$182	468	41.71%	\$17,022	\$20,988	\$21,598
472	90000124274	SVC8000	LIGHTING FIXTURE	Structures and Improvement	\$142	\$25	\$167	468	41.71%	\$15,626	\$19,266	\$19,826
473	90000124274	SVC8000	POWER SUPPLY	Structures and Improvement	\$135	\$24	\$159	468	41.71%	\$14,809	\$18,259	\$18,789
474	90000124298	SVC8000	Non-untized	Structures and Improvement	\$0	\$0	\$0	468	41.71%	\$24	\$30	\$31
475	90000125074	SVC8000	Non-untized	Structures and Improvement	\$0	\$0	\$0	468	41.71%	\$480,645	\$592,615	\$609,841
476	90000133466	SVC8000	BUILDINGS	Structures and Improvement	\$0	\$0	\$0	468	41.71%	\$189,612	\$233,784	\$240,579
477	90000133466	SVC8000	SECURITY SYSTEM	Structures and Improvement	\$0	\$0	\$0	468	41.71%	\$13,844	\$17,069	\$17,565
478	90000133466	SVC8000	YARD LIGHTING	Structures and Improvement	\$0	\$0	\$0	468	41.71%	\$41,166	\$50,757	\$52,232
479	90000124257	SVC8000	HVAC	Structures and Improvement	\$3,327	\$586	\$3,913	468	43.46%	\$380,611	\$463,141	\$475,838
480	90000124298	SVC8000	Non-untized	Structures and Improvement	\$0	\$0	\$0	468	43.46%	(\$7)	(\$24)	(\$24)
481	90000125060	SVC8000	HVAC	Structures and Improvement	\$2,978	\$524	\$3,502	468	43.46%	\$340,753	\$414,641	\$426,009
482	90000125074	SVC8000	Non-untized	Structures and Improvement	\$0	\$0	\$0	468	43.46%	\$33,681	\$40,984	\$42,107
483	90000135128	SVC8000	SECURITY SYSTEM	Structures and Improvement	\$1	\$0	\$1	468	43.46%	\$163	\$198	\$204
484	90000135586	SVC8000	HVAC	Structures and Improvement	\$519	\$91	\$610	468	43.46%	\$59,363	\$72,235	\$74,216
485	90000128240	SVC8000	HVAC	Structures and Improvement	\$36	\$6	\$42	468	43.46%	\$4,556	\$5,544	\$5,696
486	90000136833	SVC8000	BUILDINGS	Structures and Improvement	\$228	\$40	\$268	468	43.46%	\$26,091	\$31,748	\$32,619
487	90000136833	SVC8000	HVAC	Structures and Improvement	\$171	\$30	\$201	468	43.46%	\$19,531	\$23,765	\$24,417

The Narragansett Electric Company d/b/a National Grid
 Service Company Remits
 Service Company Capital for Facilities allocated to Operating Companies as Rent Expense
 For the Rate Year ended August 31, 2021

Line	Work order	estimation N:	Project Description	Account Description	Average Balance	Cash Tax	09/01/2020 Balance	08/31/2021 Balance	Average Balance	Book Tax	Cash to Book Tax Difference	Return on Accum Taxes
434	90000124286	SVG8000	FLOOR COVERING	Structures and Improvements	\$1,124	\$3,039	\$15,029	\$17,101	\$16,065	\$4,389	(\$1,350)	(\$111)
435	90000124286	SVG8000	HVAC	Structures and Improvements	\$26,394	\$7,211	\$35,659	\$40,577	\$38,118	\$10,414	(\$3,203)	(\$264)
436	90000124286	SVG8000	LIGHTING FIXTURE	Structures and Improvements	\$17,716	\$4,840	\$23,954	\$27,235	\$25,585	\$6,990	(\$2,150)	(\$177)
437	90000124286	SVG8000	POWER SUPPLY	Structures and Improvements	\$49,428	\$13,504	\$66,778	\$75,989	\$71,383	\$19,502	(\$5,998)	(\$494)
438	90000124286	SVG8000	SIGNS	Structures and Improvements	\$3,727	\$1,018	\$5,035	\$5,730	\$5,383	\$1,471	(\$452)	(\$37)
439	90000124287	SVG8000	POWER SUPPLY	Structures and Improvements	\$41,790	\$11,417	\$56,458	\$64,246	\$60,332	\$16,488	(\$5,071)	(\$417)
440	90000124301	SVG8000	HVAC	Structures and Improvements	\$609	\$166	\$822	\$936	\$879	\$240	(\$74)	(\$6)
441	90000124302	SVG8000	MISCELLANEOUS ITEMS (EA)	Structures and Improvements	\$31,188	\$8,521	\$42,136	\$47,948	\$45,042	\$12,505	(\$3,785)	(\$311)
442	90000124307	SVG8000	EXTERIOR DOORS & WINDOWS	Structures and Improvements	\$6,271	\$1,713	\$8,472	\$9,640	\$9,056	\$2,474	(\$761)	(\$63)
443	90000126524	SVG8000	BUILDING HEATING/COOLING SYSTEM	Structures and Improvements	\$1,018	\$278	\$1,376	\$1,566	\$1,471	\$402	(\$124)	(\$10)
444	90000126525	SVG8000	PLUMBING SYSTEM (ALL)	Structures and Improvements	\$6,055	\$1,654	\$8,181	\$9,309	\$8,745	\$2,389	(\$735)	(\$60)
445	90000128076	SVG8000	PLUMBING SYSTEM (ALL)	Structures and Improvements	\$3,937	\$1,075	\$5,318	\$6,052	\$5,685	\$1,553	(\$478)	(\$39)
446	90000125044	SVG8000	FLOOR COVERING	Structures and Improvements	\$103,571	\$28,296	\$138,317	\$157,617	\$147,967	\$40,424	(\$12,129)	(\$988)
447	90000124250	SVG8000	HVAC	Structures and Improvements	\$229,948	\$90,142	\$437,452	\$500,698	\$469,075	\$128,151	(\$38,009)	(\$3,128)
448	90000124252	SVG8000	BOILER (EA)	Structures and Improvements	\$17,292	\$4,343	\$29,754	\$26,972	\$24,633	\$67,306	(\$19,963)	(\$1,643)
449	90000124284	SVG8000	FLOOR COVERING	Structures and Improvements	\$6,967	\$1,903	\$9,237	\$10,372	\$9,904	\$2,706	(\$803)	(\$66)
450	90000124298	SVG8000	Non-umitted	Structures and Improvements	\$2,425	\$662	\$3,215	\$3,680	\$3,447	\$942	(\$279)	(\$23)
451	90000125054	SVG8000	BUILDINGS	Structures and Improvements	\$149,329	\$40,797	\$197,984	\$226,608	\$212,296	\$57,999	(\$17,203)	(\$1,416)
452	90000128160	SVG8000	LIGHTING FIXTURE	Structures and Improvements	\$17,622	\$4,814	\$23,364	\$26,442	\$25,053	\$6,844	(\$2,030)	(\$167)
453	90000120276	SVG8000	BUILDINGS	Structures and Improvements	\$13,424	\$3,667	\$17,798	\$20,371	\$19,085	\$5,214	(\$1,546)	(\$127)
454	90000120956	SVG8000	BUILDINGS	Structures and Improvements	\$2,768	\$756	\$3,669	\$4,200	\$3,935	\$1,075	(\$319)	(\$26)
455	90000120956	SVG8000	FLOOR COVERING	Structures and Improvements	\$14,666	\$4,007	\$19,444	\$22,256	\$20,850	\$5,696	(\$1,689)	(\$139)
456	90000134909	SVG8000	AIR COMPRESSORS (EA)	Structures and Improvements	\$7,338	\$2,005	\$9,729	\$11,136	\$10,433	\$2,850	(\$845)	(\$70)
457	90000131767	SVG8000	BUILDING & ADDITIONS	Structures and Improvements	\$2,762	\$755	\$3,618	\$4,148	\$3,883	\$1,061	(\$306)	(\$25)
458	90000131767	SVG8000	BUILDING COMMUN & DATA CABLING PLNT	Structures and Improvements	\$12,083	\$3,301	\$15,827	\$18,143	\$16,985	\$4,640	(\$1,339)	(\$110)
459	90000131767	SVG8000	BUILDING HEATING/COOLING SYSTEM	Structures and Improvements	\$5,380	\$1,470	\$7,046	\$8,077	\$7,562	\$2,066	(\$596)	(\$49)
460	90000131767	SVG8000	FINISH SYSTEMS - WALLS	Structures and Improvements	\$4,382	\$1,197	\$5,740	\$6,580	\$6,160	\$1,683	(\$486)	(\$40)
461	90000131767	SVG8000	FINISH SYSTEMS - WINDOWS	Structures and Improvements	\$4,914	\$1,342	\$6,436	\$7,378	\$6,907	\$1,887	(\$545)	(\$45)
462	90000131767	SVG8000	LIGHTING & POWER SYSTEM	Structures and Improvements	\$16,778	\$4,584	\$21,977	\$25,193	\$23,585	\$6,443	(\$1,860)	(\$153)
463	90000133716	SVG8000	HVAC	Structures and Improvements	\$3,575	\$1,026	\$4,921	\$5,641	\$5,281	\$1,443	(\$416)	(\$34)
464	90000133949	SVG8000	BUILDING & ADDITIONS	Structures and Improvements	\$7,017	\$1,917	\$9,192	\$10,537	\$9,864	\$2,695	(\$778)	(\$64)
465	90000127554	SVG8000	HVAC	Structures and Improvements	\$9,664	\$2,640	\$12,503	\$14,356	\$13,430	\$3,669	(\$1,029)	(\$85)
466	90000135851	SVG8000	BUILDINGS	Structures and Improvements	\$7,265	\$1,985	\$9,283	\$10,676	\$9,980	\$2,726	(\$742)	(\$61)
467	90000124274	SVG8000	BUILDINGS	Structures and Improvements	\$10,202	\$2,787	\$12,874	\$14,830	\$13,852	\$3,784	(\$977)	(\$82)
468	90000124274	SVG8000	CEILING	Structures and Improvements	\$32,617	\$8,911	\$41,160	\$47,412	\$44,286	\$12,099	(\$3,188)	(\$262)
469	90000124274	SVG8000	FIRE PROTECTION SYSTEM-OUTSIDE	Structures and Improvements	\$6,204	\$1,695	\$7,829	\$9,019	\$8,424	\$2,301	(\$606)	(\$50)
470	90000124274	SVG8000	FLOOR COVERING	Structures and Improvements	\$6,250	\$1,708	\$7,888	\$9,086	\$8,487	\$2,319	(\$611)	(\$50)
471	90000124274	SVG8000	HVAC	Structures and Improvements	\$21,293	\$5,817	\$26,870	\$30,932	\$28,911	\$7,898	(\$2,081)	(\$171)
472	90000124274	SVG8000	LIGHTING FIXTURE	Structures and Improvements	\$19,546	\$5,340	\$24,665	\$28,412	\$26,539	\$7,250	(\$1,910)	(\$157)
473	90000124298	SVG8000	POWER SUPPLY	Structures and Improvements	\$18,524	\$5,061	\$23,376	\$26,927	\$25,151	\$6,871	(\$1,811)	(\$149)
474	90000124298	SVG8000	Non-umitted	Structures and Improvements	\$30	\$8	\$38	\$44	\$41	\$11	(\$3)	(\$0)
475	90000133466	SVG8000	Non-umitted	Structures and Improvements	\$60,1228	\$164,258	\$758,705	\$873,951	\$816,328	\$223,021	(\$58,765)	(\$4,836)
476	90000133466	SVG8000	BUILDINGS	Structures and Improvements	\$237,181	\$64,798	\$299,517	\$340,981	\$318,249	\$86,946	(\$22,148)	(\$1,823)
477	90000133466	SVG8000	SECURITY SYSTEM	Structures and Improvements	\$17,317	\$4,731	\$21,576	\$24,996	\$23,236	\$6,348	(\$1,617)	(\$133)
478	90000133466	SVG8000	YARD LIGHTING	Structures and Improvements	\$51,494	\$14,068	\$64,159	\$74,030	\$69,095	\$18,877	(\$4,808)	(\$396)
479	90000124257	SVG8000	HVAC	Structures and Improvements	\$469,489	\$128,265	\$561,967	\$649,546	\$605,756	\$165,493	(\$37,228)	(\$3,064)
480	90000124298	SVG8000	Non-umitted	Structures and Improvements	\$0	(\$7)	\$0	\$0	\$0	\$0	(\$7)	(\$0)
481	90000125060	SVG8000	HVAC	Structures and Improvements	\$420,325	\$114,833	\$503,118	\$581,526	\$542,322	\$148,162	(\$33,330)	(\$2,743)
482	90000125074	SVG8000	Non-umitted	Structures and Improvements	\$41,545	\$11,350	\$49,729	\$57,479	\$53,604	\$14,645	(\$3,294)	(\$271)
483	90000135128	SVG8000	SECURITY SYSTEM	Structures and Improvements	\$201	\$55	\$241	\$278	\$260	\$71	(\$16)	(\$1)
484	90000135886	SVG8000	HVAC	Structures and Improvements	\$7,4225	\$20,005	\$87,649	\$101,309	\$94,479	\$25,812	(\$5,806)	(\$478)
485	90000128240	SVG8000	HVAC	Structures and Improvements	\$5,620	\$1,535	\$6,553	\$7,601	\$7,077	\$1,933	(\$458)	(\$33)
486	90000136833	SVG8000	BUILDINGS	Structures and Improvements	\$32,183	\$8,793	\$37,522	\$43,526	\$40,526	\$11,071	(\$2,279)	(\$188)
487	90000136833	SVG8000	HVAC	Structures and Improvements	\$24,091	\$6,382	\$28,088	\$32,582	\$30,335	\$8,287	(\$1,706)	(\$140)

8.23%

27.32%

08/31/21

09/01/20

27.32%

THE NARRAGANSETT ELECTRIC COMPANY
d/b/a NATIONAL GRID
RIPUC Docket Nos. 4770/4780
Compliance Attachment 3
Workpaper 6f
Page 46 of 60

The Narragansett Electric Company d/b/a National Grid
Service Company Reints
Service Company Capital for Facilities allocated to Operating Companies as Rent Expense
For the Rate Year ended August 31, 2021

Line	Work order	estm't N.	Project Description	Account Description	Bill Pool	In Service Date	Amortizati on Period	Inception to Date \$	Adjustments	HTY Spend
488	90000128241	SVC8000	BUILDINGS	Structures and Improvements	J139	08/01/14	120	\$859,117	\$0	\$859,117
489	90000128241	SVC8000	HVAC	Structures and Improvements	J139	08/01/14	120	\$250,000	\$0	\$250,000
490	90000138578	SVC8000	HVAC	Structures and Improvements	J114	08/01/14	120	\$31,203	\$0	\$31,203
491	90000133714	SVC8000	BUILDINGS	Structures and Improvements	J139	09/01/14	120	\$8,800	\$0	\$8,800
492	90000145863	SVC8000	HVAC	Structures and Improvements	J139	10/01/14	120	\$17,784	\$0	\$17,784
493	90000143624	SVC8000	BUILDING COMMUN & DATA CABLING PLNT	Structures and Improvements	J063	11/01/14	120	\$20,433	\$0	\$20,433
494	90000143315	SVC8000	HVAC	Structures and Improvements	J139	12/01/14	120	\$5,754	\$0	\$5,754
495	90000125074	SVC8000	Non-untized	Structures and Improvements	J114	01/01/15	120	(\$1,182,642)	\$0	(\$1,182,642)
496	90000125074	SVC8000	Non-untized	Structures and Improvements	J114	02/01/15	120	(\$47,321)	\$0	(\$47,321)
497	90000124298	SVC8000	Non-untized	Structures and Improvements	J139	03/01/15	120	(\$4,690)	\$0	(\$4,690)
498	90000143057	SVC8000	BUILDINGS	Structures and Improvements	J139	04/01/15	120	\$194,207	\$0	\$194,207
499	90000151522	SVC8000	BATTERY	Structures and Improvements	J139	04/01/15	120	\$32,998	\$0	\$32,998
500	90000135559	SVC8000	BUILDING & ADDITIONS	Structures and Improvements	J063	05/01/15	120	\$18,572	\$0	\$18,572
501	90000155475	SVC8000	HVAC	Structures and Improvements	J135	06/01/15	120	\$1,506	\$0	\$1,506
502	90000141136	SVC8000	HVAC	Structures and Improvements	J139	07/01/15	120	\$122,980	\$0	\$122,980
503	90000141980	SVC8000	BUILDINGS	Structures and Improvements	J139	07/01/15	120	\$74,422	\$0	\$74,422
504	90000141980	SVC8000	CEILING	Structures and Improvements	J139	07/01/15	120	\$21,250	\$0	\$21,250
505	90000141980	SVC8000	FIRE PROTECTION SYSTEM-OUTSIDE	Structures and Improvements	J139	07/01/15	120	\$27,593	\$0	\$27,593
506	90000141980	SVC8000	FLOOR COVERING	Structures and Improvements	J139	07/01/15	120	\$12,034	\$0	\$12,034
507	90000141980	SVC8000	HVAC	Structures and Improvements	J139	07/01/15	120	\$25,071	\$0	\$25,071
508	90000141980	SVC8000	LIGHTING FIXTURE	Structures and Improvements	J139	07/01/15	120	\$25,907	\$0	\$25,907
509	90000141980	SVC8000	POWER SUPPLY	Structures and Improvements	J139	07/01/15	120	\$65,214	\$0	\$65,214
510	90000141980	SVC8000	SECURITY SYSTEM	Structures and Improvements	J139	07/01/15	120	\$4,179	\$0	\$4,179
511	90000153318	SVC8000	Non-untized	Structures and Improvements	J063	07/01/15	120	\$257,139	\$0	\$257,139
512	90000157865	SVC8000	PAVEMENTS,ROADS,WALKS,CURBS (100 SQ	Structures and Improvements	J135	07/01/15	120	\$113,181	\$0	\$113,181
513	90000161506	SVC8000	Non-untized	Structures and Improvements	G012	09/01/15	120	\$62,963	\$0	\$62,963
514	90000133467	SVC8000	BUILDINGS	Structures and Improvements	J139	11/01/15	120	\$432,471	\$0	\$432,471
515	90000133467	SVC8000	CEILING	Structures and Improvements	J139	11/01/15	120	\$80,022	\$0	\$80,022
516	90000133467	SVC8000	FIRE PROTECTION SYSTEM-OUTSIDE	Structures and Improvements	J139	11/01/15	120	\$48,413	\$0	\$48,413
517	90000133467	SVC8000	FLOOR COVERING	Structures and Improvements	J139	11/01/15	120	\$103,290	\$0	\$103,290
518	90000133467	SVC8000	HVAC	Structures and Improvements	J139	11/01/15	120	\$398,494	\$0	\$398,494
519	90000133467	SVC8000	LIGHTING FIXTURE	Structures and Improvements	J139	11/01/15	120	\$130,034	\$0	\$130,034
520	90000133467	SVC8000	POWER SUPPLY	Structures and Improvements	J139	11/01/15	120	\$421,099	\$0	\$421,099
521	90000160666	SVC8000	HVAC	Structures and Improvements	J135	11/01/15	120	\$9,216	\$0	\$9,216
522	90000164212	SVC8000	HVAC	Structures and Improvements	J139	11/01/15	120	\$26,980	\$0	\$26,980
523	90000153524	SVC8000	Non-untized	Structures and Improvements	J139	04/01/16	120	\$304,007	\$0	\$304,007
524	90000168765	SVC8000	Non-untized	Structures and Improvements	J063	04/01/16	120	\$29,497	\$0	\$29,497
525	90000168667	SVC8000	HVAC	Structures and Improvements	J135	05/01/16	120	\$3,869	\$0	\$3,869
526	90000170452	SVC8000	HVAC	Structures and Improvements	J135	05/01/16	120	\$14,413	\$0	\$14,413
527	90000171309	SVC8000	BUILDINGS	Structures and Improvements	J135	05/01/16	120	\$11,022	\$0	\$11,022
528	90000171787	SVC8000	LIGHTING & POWER SYSTEM	Structures and Improvements	J135	05/01/16	120	\$7,006	\$0	\$7,006
529	90000174537	SVC8000	Non-untized	Structures and Improvements	J135	07/01/16	120	\$11,969	\$0	\$11,969

THE NARRAGANSETT ELECTRIC COMPANY
d/b/a NATIONAL GRID
RIPUC Docket Nos. 4770/4780
Compliance Attachment 3
Workpaper 6f
Page 47 of 60

The Narragansett Electric Company d/b/a National Grid
Service Company Rems
Service Company Capital for Facilities allocated to Operating Companies as Rent Expense
For the Rate Year ended August 31, 2021

09/01/20 08/31/2021 8.2300%

Line	Work order	Investment N°	Project Description	Account Description	NECO	09/01/2020 Balance	08/31/2021 Balance	Average Balance	Service Co Return	Year Return	Return on Accum. Taxes
488	90000128241	SVG8000	BUILDINGS	Structures and Improvements	YES	\$336,487	\$250,576	\$295,532	8.23%	\$24,158	\$2,362
489	90000128241	SVG8000	HVAC	Structures and Improvements	YES	\$97,917	\$72,917	\$85,417	8.23%	\$7,030	\$687
490	90000138578	SVG8000	HVAC	Structures and Improvements	NO	\$12,221	\$9,101	\$10,661	8.23%	\$877	\$86
491	90000133714	SVG8000	BUILDINGS	Structures and Improvements	YES	\$3,520	\$2,640	\$3,080	8.23%	\$253	\$25
492	90000145863	SVG8000	HVAC	Structures and Improvements	YES	\$7,262	\$5,483	\$6,373	8.23%	\$524	\$48
493	90000145624	SVG8000	BUILDING COMMUN & DATA CABLING PLNT	Structures and Improvements	YES	\$8,514	\$6,471	\$7,492	8.23%	\$617	\$51
494	90000143315	SVG8000	HVAC	Structures and Improvements	YES	\$2,445	\$1,870	\$2,158	8.23%	\$178	\$13
495	90000125074	SVG8000	Non-untized	Structures and Improvements	NO	\$0	\$0	\$0	8.23%	\$0	\$38,147
496	90000125074	SVG8000	Non-untized	Structures and Improvements	NO	\$0	\$0	\$0	8.23%	\$0	\$1,526
497	90000124298	SVG8000	Non-untized	Structures and Improvements	YES	\$0	\$0	\$0	8.23%	\$0	\$151
498	90000143057	SVG8000	BUILDINGS	Structures and Improvements	YES	\$89,012	\$69,591	\$79,301	8.23%	\$6,527	\$126
499	90000151522	SVG8000	BATTERY	Structures and Improvements	YES	\$15,124	\$11,824	\$13,474	8.23%	\$1,109	\$21
500	90000135359	SVG8000	BUILDING & ADDITIONS	Structures and Improvements	YES	\$8,667	\$6,810	\$7,739	8.23%	\$637	\$9
501	90000155475	SVG8000	HVAC	Structures and Improvements	YES	\$716	\$565	\$640	8.23%	\$53	\$0
502	90000141136	SVG8000	HVAC	Structures and Improvements	YES	\$59,440	\$47,142	\$53,291	8.23%	\$4,386	\$11
503	90000141980	SVG8000	BUILDINGS	Structures and Improvements	YES	\$35,970	\$28,528	\$32,249	8.23%	\$2,654	\$7
504	90000141980	SVG8000	CEILING	Structures and Improvements	YES	\$10,271	\$8,146	\$9,208	8.23%	\$758	\$2
505	90000141980	SVG8000	FIRE PROTECTION SYSTEM-OUTSIDE	Structures and Improvements	YES	\$13,337	\$10,577	\$11,957	8.23%	\$984	\$2
506	90000141980	SVG8000	FLOOR COVERING	Structures and Improvements	YES	\$5,817	\$4,613	\$5,215	8.23%	\$429	\$1
507	90000141980	SVG8000	HVAC	Structures and Improvements	YES	\$12,118	\$9,611	\$10,864	8.23%	\$894	\$2
508	90000141980	SVG8000	LIGHTING FIXTURE	Structures and Improvements	YES	\$12,522	\$9,931	\$11,226	8.23%	\$924	\$2
509	90000141980	SVG8000	POWER SUPPLY	Structures and Improvements	YES	\$31,520	\$24,999	\$28,260	8.23%	\$2,326	\$6
510	90000141980	SVG8000	SECURITY SYSTEM	Structures and Improvements	YES	\$2,020	\$1,602	\$1,811	8.23%	\$149	\$0
511	90000153318	SVG8000	Non-untized	Structures and Improvements	YES	\$124,284	\$98,570	\$111,427	8.23%	\$9,170	\$23
512	90000157865	SVG8000	PAVEMENTS,ROADS,WALKS,CURBS (100 SQ	Structures and Improvements	YES	\$54,704	\$43,386	\$49,045	8.23%	\$4,036	\$10
513	90000161506	SVG8000	Non-untized	Structures and Improvements	YES	\$31,482	\$25,185	\$28,334	8.23%	\$2,332	\$1
514	90000133467	SVG8000	BUILDINGS	Structures and Improvements	YES	\$223,443	\$180,196	\$201,820	8.23%	\$16,610	(\$157)
515	90000133467	SVG8000	CEILING	Structures and Improvements	YES	\$41,345	\$33,343	\$37,344	8.23%	\$3,073	(\$29)
516	90000133467	SVG8000	FIRE PROTECTION SYSTEM-OUTSIDE	Structures and Improvements	YES	\$25,013	\$20,172	\$22,593	8.23%	\$1,859	(\$18)
517	90000133467	SVG8000	FLOOR COVERING	Structures and Improvements	YES	\$53,367	\$43,038	\$48,202	8.23%	\$3,967	(\$37)
518	90000133467	SVG8000	HVAC	Structures and Improvements	YES	\$205,888	\$166,039	\$185,964	8.23%	\$15,305	(\$145)
519	90000133467	SVG8000	LIGHTING FIXTURE	Structures and Improvements	YES	\$67,184	\$54,181	\$60,682	8.23%	\$4,994	(\$47)
520	90000133467	SVG8000	POWER SUPPLY	Structures and Improvements	YES	\$217,568	\$175,458	\$196,513	8.23%	\$16,173	(\$153)
521	90000160666	SVG8000	HVAC	Structures and Improvements	YES	\$4,761	\$3,840	\$4,301	8.23%	\$354	(\$3)
522	90000164212	SVG8000	HVAC	Structures and Improvements	YES	\$13,939	\$11,241	\$12,590	8.23%	\$1,036	(\$10)
523	90000153524	SVG8000	Non-untized	Structures and Improvements	YES	\$169,738	\$139,337	\$154,537	8.23%	\$12,718	(\$492)
524	90000168765	SVG8000	Non-untized	Structures and Improvements	YES	\$16,469	\$13,519	\$14,994	8.23%	\$1,234	(\$48)
525	90000168667	SVG8000	HVAC	Structures and Improvements	YES	\$2,192	\$1,805	\$1,999	8.23%	\$164	(\$7)
526	90000170452	SVG8000	HVAC	Structures and Improvements	YES	\$8,167	\$6,726	\$7,447	8.23%	\$613	(\$26)
527	90000171309	SVG8000	BUILDINGS	Structures and Improvements	YES	\$6,246	\$5,144	\$5,695	8.23%	\$469	(\$20)
528	90000171787	SVG8000	LIGHTING & POWER SYSTEM	Structures and Improvements	YES	\$3,970	\$3,270	\$3,620	8.23%	\$298	(\$13)
529	90000174537	SVG8000	Non-untized	Structures and Improvements	YES	\$6,982	\$5,785	\$6,384	8.23%	\$525	(\$26)

The Narragansett Electric Company d/b/a National Grid
Service Company Rents
Service Company Capital for Facilities allocated to Operating Companies as Rent Expense
For the Rate Year ended August 31, 2021

G-88

Line	Work order	estimation N:	Project Description	Account Description	Total Return	Year Amortization	Test Year NECO G Allocation	Test Year NECO G Rent-Return	Test Year NECO G Rent - Depn	Test Year Distribution Allocation	Test Year Rent Return
488	90000128241	SVC8000	BUILDINGS	Structures and Improvement	\$26,519	\$85,912	1.5316%	\$406	\$13,16	3.7985%	\$1,007
489	90000128241	SVC8000	HVAC	Structures and Improvement	\$7,717	\$25,000	1.5316%	\$118	\$383	3.7985%	\$293
490	90000138578	SVC8000	HVAC	Structures and Improvement	\$963	\$3,120	6.2600%	\$60	\$195	0.0000%	\$0
491	90000133714	SVC8000	BUILDINGS	Structures and Improvement	\$279	\$880	1.5316%	\$4	\$13	3.7985%	\$11
492	90000145863	SVC8000	HVAC	Structures and Improvement	\$572	\$1,778	1.5316%	\$9	\$27	3.7985%	\$22
493	90000145624	SVC8000	BUILDING COMMUN & DATA CABLING PLNT	Structures and Improvement	\$668	\$2,043	4.0899%	\$27	\$84	9.6901%	\$65
494	90000143315	SVC8000	HVAC	Structures and Improvement	\$191	\$575	1.5316%	\$3	\$9	3.7985%	\$7
495	90000125074	SVC8000	Non-unitized	Structures and Improvement	\$38,147	\$0	6.2600%	\$2,388	\$0	0.0000%	\$0
496	90000125074	SVC8000	Non-unitized	Structures and Improvement	\$1,526	\$0	6.2600%	\$96	\$0	0.0000%	\$0
497	90000124298	SVC8000	Non-unitized	Structures and Improvement	\$151	\$0	1.5316%	\$2	\$0	3.7985%	\$6
498	90000144057	SVC8000	BUILDINGS	Structures and Improvement	\$6,653	\$19,421	1.5316%	\$102	\$297	3.7985%	\$253
499	90000151522	SVC8000	BATTERY	Structures and Improvement	\$1,130	\$3,300	1.5316%	\$17	\$51	3.7985%	\$43
500	90000135359	SVC8000	BUILDING & ADDITIONS	Structures and Improvement	\$645	\$1,857	4.0899%	\$26	\$76	9.6901%	\$63
501	90000155475	SVC8000	HVAC	Structures and Improvement	\$53	\$151	1.6673%	\$1	\$3	3.7985%	\$2
502	90000141136	SVC8000	HVAC	Structures and Improvement	\$4,397	\$12,298	1.5316%	\$67	\$188	3.7985%	\$167
503	90000141980	SVC8000	BUILDINGS	Structures and Improvement	\$2,661	\$7,442	1.5316%	\$41	\$114	3.7985%	\$101
504	90000141980	SVC8000	CEILING	Structures and Improvement	\$760	\$2,125	1.5316%	\$12	\$33	3.7985%	\$29
505	90000141980	SVC8000	FIRE PROTECTION SYSTEM-OUTSIDE	Structures and Improvement	\$986	\$2,759	1.5316%	\$15	\$42	3.7985%	\$37
506	90000141980	SVC8000	FLOOR COVERING	Structures and Improvement	\$430	\$1,203	1.5316%	\$7	\$18	3.7985%	\$16
507	90000141980	SVC8000	HVAC	Structures and Improvement	\$896	\$2,507	1.5316%	\$14	\$38	3.7985%	\$34
508	90000141980	SVC8000	LIGHTING FIXTURE	Structures and Improvement	\$926	\$2,591	1.5316%	\$14	\$40	3.7985%	\$35
509	90000141980	SVC8000	POWER SUPPLY	Structures and Improvement	\$2,332	\$6,521	1.5316%	\$36	\$100	3.7985%	\$89
510	90000141980	SVC8000	SECURITY SYSTEM	Structures and Improvement	\$149	\$418	1.5316%	\$2	\$6	3.7985%	\$6
511	90000153318	SVC8000	Non-unitized	Structures and Improvement	\$9,193	\$25,714	4.0899%	\$376	\$1,052	9.6901%	\$891
512	90000157865	SVC8000	PAVEMENTS,ROADS,WALKS,CURBS (100 SQ	Structures and Improvement	\$4,046	\$11,318	1.6673%	\$67	\$189	3.9277%	\$157
513	90000161506	SVC8000	Non-unitized	Structures and Improvement	\$2,333	\$6,296	2.8497%	\$66	\$179	8.3686%	\$195
514	90000133467	SVC8000	BUILDINGS	Structures and Improvement	\$16,453	\$43,247	1.5316%	\$252	\$662	3.7985%	\$625
515	90000133467	SVC8000	CEILING	Structures and Improvement	\$3,044	\$8,002	1.5316%	\$47	\$123	3.7985%	\$116
516	90000133467	SVC8000	FIRE PROTECTION SYSTEM-OUTSIDE	Structures and Improvement	\$1,842	\$4,841	1.5316%	\$28	\$74	3.7985%	\$70
517	90000133467	SVC8000	FLOOR COVERING	Structures and Improvement	\$3,930	\$10,529	1.5316%	\$60	\$158	3.7985%	\$149
518	90000133467	SVC8000	HVAC	Structures and Improvement	\$15,160	\$39,849	1.5316%	\$232	\$610	3.7985%	\$576
519	90000133467	SVC8000	LIGHTING FIXTURE	Structures and Improvement	\$4,947	\$13,003	1.5316%	\$76	\$199	3.7985%	\$188
520	90000133467	SVC8000	POWER SUPPLY	Structures and Improvement	\$16,020	\$42,110	1.5316%	\$245	\$645	3.7985%	\$609
521	90000160666	SVC8000	HVAC	Structures and Improvement	\$351	\$922	1.6673%	\$6	\$15	3.9277%	\$12
522	90000164212	SVC8000	HVAC	Structures and Improvement	\$1,026	\$2,698	1.5316%	\$16	\$41	3.7985%	\$39
523	90000155524	SVC8000	Non-unitized	Structures and Improvement	\$12,226	\$30,401	1.5316%	\$187	\$466	3.7985%	\$464
524	90000168765	SVC8000	Non-unitized	Structures and Improvement	\$1,186	\$2,950	4.0899%	\$49	\$121	9.6901%	\$115
525	90000168667	SVC8000	HVAC	Structures and Improvement	\$58	\$387	1.6673%	\$3	\$6	3.9277%	\$5
526	90000170452	SVC8000	HVAC	Structures and Improvement	\$387	\$1,441	1.6673%	\$10	\$24	3.9277%	\$20
527	90000171309	SVC8000	BUILDINGS	Structures and Improvement	\$449	\$1,102	1.6673%	\$7	\$18	3.9277%	\$15
528	90000171787	SVC8000	LIGHTING & POWER SYSTEM	Structures and Improvement	\$285	\$701	1.6673%	\$5	\$12	3.9277%	\$10
529	90000174557	SVC8000	Non-unitized	Structures and Improvement	\$499	\$1,197	1.6673%	\$8	\$20	3.9277%	\$17

The Narragansett Electric Company db/a National Grid
Service Company Rents
Service Company Capital for Facilities allocated to Operating Companies as Rent Expense
For the Rate Year ended August 31, 2021

Line	Work order	estment N:	Project Description	Account Description	Depreciation	Less IFA Salary & Wage Allocator	Total	Amortization Period	Bonus Rate	Bonus Depreciation	Distribution	
											09/01/2020	08/31/2021
											Balance	Balance
488	90000128241	SVC8000	BUILDINGS	Structures and Improvement	\$3,263	\$583	\$3,687	468	43.46%	\$73,564	\$454,322	\$466,778
489	90000128241	SVC8000	BUILDINGS	Structures and Improvement	\$950	\$170	\$1,073	468	43.46%	\$108,648	\$132,206	\$135,831
490	90000138578	SVC8000	HVAC	Structures and Improvement	\$0	\$0	\$0	468	43.46%	\$13,560	\$16,501	\$16,953
491	90000133714	SVC8000	BUILDINGS	Structures and Improvement	\$33	\$6	\$38	468	43.46%	\$3,824	\$4,526	\$4,654
492	90000145863	SVC8000	HVAC	Structures and Improvement	\$68	\$12	\$77	468	43.46%	\$7,729	\$9,147	\$9,405
493	90000143624	SVC8000	BUILDING COMMUN & DATA CABLING PLNT	Structures and Improvement	\$198	\$36	\$227	468	43.46%	\$8,880	\$10,509	\$10,806
494	90000143315	SVC8000	HVAC	Structures and Improvement	\$22	\$4	\$25	468	43.46%	\$2,501	\$2,959	\$3,043
495	90000125074	SVC8000	Non-umitized	Structures and Improvement	\$0	\$0	\$0	468	43.46%	(\$513,964)	(\$1,696,606)	(\$1,696,606)
496	90000125074	SVC8000	Non-umitized	Structures and Improvement	\$0	\$0	\$0	468	43.46%	(\$20,565)	(\$67,886)	(\$67,886)
497	90000124298	SVC8000	Non-umitized	Structures and Improvement	\$0	\$1	\$5	468	43.46%	(\$2,038)	(\$6,728)	(\$6,728)
498	90000143057	SVC8000	BUILDINGS	Structures and Improvement	\$738	\$135	\$855	468	48.32%	\$93,846	\$107,999	\$110,573
499	90000151522	SVC8000	BATTERY	Structures and Improvement	\$125	\$23	\$145	468	48.32%	\$15,945	\$18,350	\$18,787
500	90000135359	SVC8000	BUILDING & ADDITIONS	Structures and Improvement	\$180	\$33	\$209	468	48.32%	\$8,975	\$10,328	\$10,574
501	90000155475	SVC8000	HVAC	Structures and Improvement	\$5	\$1	\$6	468	48.32%	\$728	\$838	\$858
502	90000141136	SVC8000	HVAC	Structures and Improvement	\$467	\$87	\$548	468	48.32%	\$59,427	\$68,390	\$70,019
503	90000141980	SVC8000	BUILDINGS	Structures and Improvement	\$283	\$52	\$331	468	48.32%	\$35,962	\$41,386	\$42,372
504	90000141980	SVC8000	CEILING	Structures and Improvement	\$81	\$15	\$95	468	48.32%	\$11,817	\$13,817	\$15,209
505	90000141980	SVC8000	FIRE PROTECTION SYSTEM-OUTSIDE	Structures and Improvement	\$105	\$19	\$123	468	48.32%	\$13,334	\$15,345	\$15,710
506	90000141980	SVC8000	FLOOR COVERING	Structures and Improvement	\$46	\$8	\$54	468	48.32%	\$6,692	\$6,852	\$6,852
507	90000141980	SVC8000	HVAC	Structures and Improvement	\$95	\$18	\$112	468	48.32%	\$12,115	\$13,942	\$14,275
508	90000141980	SVC8000	LIGHTING FIXTURE	Structures and Improvement	\$98	\$18	\$115	468	48.32%	\$12,519	\$14,407	\$14,750
509	90000141980	SVC8000	POWER SUPPLY	Structures and Improvement	\$248	\$46	\$290	468	48.32%	\$31,513	\$36,266	\$37,130
510	90000141980	SVC8000	SECURITY SYSTEM	Structures and Improvement	\$16	\$3	\$19	468	48.32%	\$2,019	\$2,324	\$2,379
511	90000153318	SVC8000	Non-umitized	Structures and Improvement	\$2,492	\$462	\$2,920	468	48.32%	\$124,256	\$142,996	\$146,403
512	90000157865	SVC8000	PAVEMENTS,ROADS,WALKS,CURBS (100 SQ	Structures and Improvement	\$384	\$71	\$450	468	48.32%	\$54,692	\$62,941	\$64,440
513	90000161506	SVC8000	Non-umitized	Structures and Improvement	\$499	\$95	\$599	468	48.32%	\$30,425	\$34,180	\$35,014
514	90000133467	SVC8000	BUILDINGS	Structures and Improvement	\$1,643	\$310	\$1,958	468	48.32%	\$208,981	\$234,768	\$240,499
515	90000133467	SVC8000	CEILING	Structures and Improvement	\$304	\$57	\$362	468	48.32%	\$38,669	\$43,440	\$44,501
516	90000133467	SVC8000	FIRE PROTECTION SYSTEM-OUTSIDE	Structures and Improvement	\$184	\$35	\$219	468	48.32%	\$23,394	\$26,281	\$26,923
517	90000133467	SVC8000	FLOOR COVERING	Structures and Improvement	\$392	\$74	\$468	468	48.32%	\$49,912	\$56,071	\$57,440
518	90000133467	SVC8000	HVAC	Structures and Improvement	\$1,514	\$285	\$1,804	468	48.32%	\$192,562	\$216,523	\$221,604
519	90000133467	SVC8000	LIGHTING FIXTURE	Structures and Improvement	\$494	\$93	\$589	468	48.32%	\$62,836	\$70,589	\$72,312
520	90000133467	SVC8000	POWER SUPPLY	Structures and Improvement	\$1,600	\$302	\$1,906	468	48.32%	\$203,486	\$228,595	\$234,175
521	90000160666	SVC8000	HVAC	Structures and Improvement	\$31	\$6	\$37	468	48.32%	\$4,453	\$5,003	\$5,125
522	90000164212	SVC8000	HVAC	Structures and Improvement	\$102	\$19	\$122	468	48.32%	\$11,037	\$12,646	\$13,003
523	90000153524	SVC8000	Non-umitized	Structures and Improvement	\$1,155	\$221	\$1,398	468	49.95%	\$151,847	\$169,404	\$173,305
524	90000168765	SVC8000	Non-umitized	Structures and Improvement	\$286	\$55	\$346	468	49.95%	\$14,733	\$16,437	\$16,815
525	90000168667	SVC8000	HVAC	Structures and Improvement	\$13	\$3	\$16	468	49.95%	\$1,932	\$2,156	\$2,205
526	90000170452	SVC8000	HVAC	Structures and Improvement	\$49	\$9	\$59	468	49.95%	\$7,199	\$8,031	\$8,216
527	90000171309	SVC8000	BUILDINGS	Structures and Improvement	\$37	\$7	\$45	468	49.95%	\$5,505	\$6,142	\$6,383
528	90000171787	SVC8000	LIGHTING & POWER SYSTEM	Structures and Improvement	\$24	\$5	\$29	468	49.95%	\$3,499	\$3,904	\$3,994
529	90000174537	SVC8000	Non-umitized	Structures and Improvement	\$41	\$8	\$50	468	49.95%	\$5,978	\$6,670	\$6,823

THE NARRAGANSETT ELECTRIC COMPANY
d/b/a NATIONAL GRID
RIPUC Docket Nos. 4770/4780
Compliance Attachment 3
Workpaper 6f
Page 50 of 60

The Narragansett Electric Company db/a National Grid
Service Company Reimbursements
Service Company Capital for Facilities allocated to Operating Companies as Rent Expense
For the Rate Year ended August 31, 2021

8.23%

27.32%

08/31/2021

09/01/2020

27.32%

09/01/20

08/31/21

27.32%

09/01/2020

08/31/2021

27.32%

09/01/20

08/31/21

27.32%

Line	Work order	estmt N:	Project Description	Account Description	Average Balance	Cash Tax	09/01/2020 Balance	08/31/2021 Balance	Average Balance	Book Tax	Cash to Book Tax Difference	Return on Accum Taxes
488	90000128241	SVC8000	BUILDINGS	Structures and Improvements	\$460,550	\$125,822	\$522,629	\$608,341	\$565,585	\$154,518	(\$28,696)	(\$2,362)
489	90000128241	SVC8000	HVAC	Structures and Improvements	\$134,018	\$36,614	\$192,083	\$177,083	\$164,583	\$44,964	(\$88,350)	(\$687)
490	90000138578	SVC8000	BUILDINGS	Structures and Improvements	\$16,727	\$4,570	\$18,982	\$22,102	\$20,542	\$5,122	(\$1,042)	(\$86)
491	90000133714	SVC8000	BUILDINGS	Structures and Improvements	\$4,590	\$1,254	\$5,280	\$6,160	\$5,720	\$1,563	(\$309)	(\$25)
492	90000145863	SVC8000	HVAC	Structures and Improvements	\$9,276	\$2,534	\$10,522	\$12,301	\$11,412	\$3,118	(\$583)	(\$48)
493	90000143624	SVC8000	BUILDING COMMUN & DATA CABLING PLNT	Structures and Improvements	\$10,658	\$2,912	\$11,920	\$13,963	\$12,941	\$3,536	(\$624)	(\$51)
494	90000143315	SVC8000	HVAC	Structures and Improvements	\$3,001	\$820	\$3,308	\$3,884	\$3,596	\$982	(\$163)	(\$13)
495	90000125074	SVC8000	Non-umitized	Structures and Improvements	(\$1,696,606)	(\$463,513)	\$0	\$0	\$0	\$0	(\$463,513)	(\$3,147)
496	90000125074	SVC8000	Non-umitized	Structures and Improvements	(\$67,886)	(\$18,546)	\$0	\$0	\$0	\$0	(\$18,546)	(\$1,526)
497	90000124298	SVC8000	Non-umitized	Structures and Improvements	(\$6,728)	(\$1,838)	\$0	\$0	\$0	\$0	(\$1,838)	(\$151)
498	90000143057	SVC8000	BUILDINGS	Structures and Improvements	\$109,286	\$29,857	\$105,196	\$124,616	\$114,906	\$31,392	(\$1,535)	(\$126)
499	90000151522	SVC8000	BATTERY	Structures and Improvements	\$18,569	\$5,073	\$17,874	\$21,173	\$19,524	\$5,334	(\$261)	(\$21)
500	90000155559	SVC8000	BUILDING & ADDITIONS	Structures and Improvements	\$10,451	\$2,855	\$9,905	\$11,163	\$10,834	\$2,960	(\$105)	(\$9)
501	90000155475	SVC8000	HVAC	Structures and Improvements	\$848	\$232	\$791	\$941	\$866	\$237	(\$5)	(\$0)
502	90000141156	SVC8000	BUILDINGS	Structures and Improvements	\$69,204	\$18,907	\$63,540	\$75,838	\$69,689	\$19,039	(\$132)	(\$11)
503	90000141980	SVC8000	BUILDINGS	Structures and Improvements	\$41,879	\$11,441	\$38,451	\$45,893	\$42,172	\$11,521	(\$80)	(\$7)
504	90000141980	SVC8000	CEILING	Structures and Improvements	\$11,958	\$3,267	\$10,979	\$13,104	\$12,042	\$3,290	(\$23)	(\$2)
505	90000141980	SVC8000	FIRE PROTECTION SYSTEM-OUTSIDE	Structures and Improvements	\$15,527	\$4,242	\$14,256	\$17,016	\$15,636	\$4,272	(\$30)	(\$2)
506	90000141980	SVC8000	FLOOR COVERING	Structures and Improvements	\$6,772	\$1,850	\$6,218	\$7,421	\$6,819	\$1,863	(\$13)	(\$1)
507	90000141980	SVC8000	HVAC	Structures and Improvements	\$14,108	\$3,854	\$12,954	\$15,461	\$14,207	\$3,881	(\$27)	(\$2)
508	90000141980	SVC8000	LIGHTING FIXTURE	Structures and Improvements	\$14,579	\$3,983	\$13,585	\$15,976	\$14,681	\$4,011	(\$28)	(\$2)
509	90000141980	SVC8000	POWER SUPPLY	Structures and Improvements	\$36,698	\$10,026	\$33,694	\$40,216	\$36,955	\$10,096	(\$70)	(\$6)
510	90000141980	SVC8000	SECURITY SYSTEM	Structures and Improvements	\$2,351	\$642	\$2,159	\$2,577	\$2,368	\$647	(\$4)	(\$0)
511	90000153318	SVC8000	Non-umitized	Structures and Improvements	\$144,700	\$39,552	\$132,855	\$158,569	\$145,712	\$39,809	(\$277)	(\$23)
512	90000157865	SVC8000	PAVEMENTS,ROADS,WALKS,CURBS (100 SQ	Structures and Improvements	\$63,690	\$17,400	\$58,477	\$69,795	\$64,136	\$17,522	(\$122)	(\$10)
513	90000161506	SVC8000	Non-umitized	Structures and Improvements	\$34,597	\$9,452	\$31,482	\$37,778	\$34,630	\$9,461	(\$9)	(\$1)
514	90000153467	SVC8000	BUILDINGS	Structures and Improvements	\$237,653	\$64,921	\$209,028	\$252,275	\$230,651	\$63,014	(\$1,908)	(\$157)
515	90000133467	SVC8000	CEILING	Structures and Improvements	\$43,971	\$12,013	\$38,678	\$46,680	\$42,679	\$11,660	(\$353)	(\$29)
516	90000133467	SVC8000	FIRE PROTECTION SYSTEM-OUTSIDE	Structures and Improvements	\$26,602	\$7,268	\$23,400	\$28,241	\$25,820	\$7,054	\$214	\$18
517	90000133467	SVC8000	FLOOR COVERING	Structures and Improvements	\$56,756	\$15,506	\$49,924	\$60,253	\$55,088	\$15,050	\$456	\$37
518	90000133467	SVC8000	HVAC	Structures and Improvements	\$21,894	\$59,821	\$192,605	\$232,455	\$212,530	\$58,063	\$1,758	\$145
519	90000133467	SVC8000	LIGHTING FIXTURE	Structures and Improvements	\$71,451	\$19,520	\$62,850	\$75,653	\$69,351	\$18,947	\$574	\$47
520	90000133467	SVC8000	POWER SUPPLY	Structures and Improvements	\$231,585	\$63,214	\$203,531	\$245,641	\$224,586	\$61,357	\$1,857	(\$153)
521	90000160666	SVC8000	HVAC	Structures and Improvements	\$51,064	\$1,383	\$44,454	\$53,376	\$49,915	\$1,343	\$41	\$3
522	90000164212	SVC8000	HVAC	Structures and Improvements	\$14,825	\$4,050	\$13,040	\$15,738	\$14,389	\$3,931	\$119	\$10
523	90000153524	SVC8000	Non-umitized	Structures and Improvements	\$171,355	\$46,814	\$134,270	\$164,671	\$149,470	\$40,835	\$5,979	\$492
524	90000168765	SVC8000	Non-umitized	Structures and Improvements	\$16,626	\$4,542	\$13,028	\$15,978	\$14,503	\$3,962	\$580	\$48
525	90000168667	SVC8000	HVAC	Structures and Improvements	\$2,181	\$596	\$1,676	\$2,063	\$1,870	\$511	\$85	\$7
526	90000170452	SVC8000	HVAC	Structures and Improvements	\$8,124	\$2,219	\$6,246	\$7,687	\$6,966	\$1,903	\$316	\$26
527	90000171949	SVC8000	BUILDINGS	Structures and Improvements	\$6,213	\$1,697	\$4,776	\$5,878	\$5,327	\$1,455	\$242	\$20
528	90000171787	SVC8000	LIGHTING & POWER SYSTEM	Structures and Improvements	\$3,949	\$1,079	\$3,036	\$3,737	\$3,386	\$925	\$154	\$13
529	90000174537	SVC8000	Non-umitized	Structures and Improvements	\$6,747	\$1,843	\$4,987	\$6,184	\$5,586	\$1,526	\$317	\$26

THE NARRAGANSETT ELECTRIC COMPANY
d/b/a NATIONAL GRID
RIPUC Docket Nos. 4770/4780
Compliance Attachment 3
Workpaper 6f
Page 51 of 60

The Narragansett Electric Company d/b/a National Grid
Service Company Rents
Service Company Capital for Facilities allocated to Operating Companies as Rent Expense
For the Rate Year ended August 31, 2021

Line	Work order	estm	Project Description	Account Description	Bill Pool	In Service Date	Amortizati on Period	Inception to Date \$	Adjustments	HTY Spend
530	90000175582	SVC8000	Non-united	Structures and Improvements	J139	07/01/16	120	\$23,437	\$0	\$23,437
531	90000176635	SVC8000	Non-united	Structures and Improvements	J139	11/01/16	120	\$101,974	\$0	\$101,974
532	90000176635	SVC8000	Non-united	Structures and Improvements	J139	11/01/16	120	\$24,849	\$0	\$24,849
533	90000172991	SVC8000	Non-united	Structures and Improvements	G012	12/01/16	120	(\$236,641)	\$0	(\$236,641)
534	90000172632	SVC8000	Non-united	Structures and Improvements	J063	12/01/16	120	\$202,324	\$0	\$202,324
535	90000174537	SVC8000	Non-united	Structures and Improvements	J135	12/01/16	120	\$596	\$0	\$596
536	90000174540	SVC8000	Non-united	Structures and Improvements	J139	12/01/16	120	\$4,282	\$0	\$4,282
537	90000176635	SVC8000	Non-united	Structures and Improvements	J139	12/01/16	120	(\$17)	\$0	(\$17)
538	90000175563	SVC8000	Non-united	Structures and Improvements	J139	12/01/16	120	\$15,919	\$0	\$15,919
539	90000174537	SVC8000	Non-united	Structures and Improvements	J135	01/01/17	120	\$2,314	\$0	\$2,314
540	90000174540	SVC8000	Non-united	Structures and Improvements	J139	01/01/17	120	\$11	\$0	\$11
541	90000175563	SVC8000	Non-united	Structures and Improvements	J139	01/01/17	120	\$460	\$0	\$460
542	90000174537	SVC8000	Non-united	Structures and Improvements	J135	02/01/17	120	\$39	\$0	\$39
543	90000174540	SVC8000	Non-united	Structures and Improvements	J139	03/01/17	120	\$1,348	\$0	\$1,348
544	90000175563	SVC8000	Non-united	Structures and Improvements	J139	03/01/17	120	\$9,640	\$0	\$9,640
545	90000174540	SVC8000	Non-united	Structures and Improvements	J139	04/01/17	120	\$30,331	\$0	\$30,331
546	90000181496	SVC8000	Non-united	Structures and Improvements	J135	04/01/17	120	\$237,608	\$0	\$237,608
547	90000182013	SVC8000	Non-united	Structures and Improvements	J063	04/01/17	120	\$55,044	\$0	\$55,044
548	90000172633	SVC8000	Non-united	Structures and Improvements	J139	05/01/17	120	\$13,966	\$0	\$13,966
549	90000181493	SVC8000	Non-united	Structures and Improvements	J114	05/01/17	120	\$905,115	\$0	\$905,115
550	90000182262	SVC8000	Non-united	Structures and Improvements	J063	05/01/17	120	\$102,991	\$0	\$102,991
551	ITXPER00099	SVC8000	GARAGE & REPAIR EQUIPMENT	Tools Shop and Garage Equi	J114	07/01/87	120	\$4,920	\$0	\$4,920
552	ITXPER00099	SVC8000	TOOLS & IMPLEMENTS (EA)	Tools Shop and Garage Equi	J114	07/01/87	120	\$1,094	\$0	\$1,094
553	ITXPER00099	SVC8000	TOOLS & IMPLEMENTS (EA)	Tools Shop and Garage Equi	J139	07/01/87	120	\$1,475	\$0	\$1,475
554	ITXPER00099	SVC8000	GARAGE & REPAIR EQUIPMENT	Tools Shop and Garage Equi	J114	07/01/88	120	\$3,051	\$0	\$3,051
555	ITXPER00099	SVC8000	MACHINE TOOLS (EA)	Tools Shop and Garage Equi	J139	07/01/88	120	\$256	\$0	\$256
556	ITXPER00099	SVC8000	MISCELLANEOUS ITEMS (EA)	Tools Shop and Garage Equi	J139	07/01/88	120	\$7,472	\$0	\$7,472
557	ITXPER00099	SVC8000	SPECIAL MACHINES	Tools Shop and Garage Equi	J139	07/01/88	120	\$638	\$0	\$638
558	ITXPER00099	SVC8000	TOOLS & IMPLEMENTS (EA)	Tools Shop and Garage Equi	J139	07/01/88	120	\$3,774	\$0	\$3,774
559	ITXPER00099	SVC8000	MISCELLANEOUS ITEMS (EA)	Tools Shop and Garage Equi	J114	07/01/89	120	\$400	\$0	\$400
560	ITXPER00099	SVC8000	SPECIAL MACHINES	Tools Shop and Garage Equi	J114	07/01/89	120	\$962	\$0	\$962
561	ITXPER00099	SVC8000	TOOLS & IMPLEMENTS (EA)	Tools Shop and Garage Equi	J114	07/01/89	120	\$25,642	\$0	\$25,642
562	ITXPER00099	SVC8000	TOOLS & IMPLEMENTS (EA)	Tools Shop and Garage Equi	J139	07/01/89	120	\$3,899	\$0	\$3,899
563	ITXPER00099	SVC8000	MISCELLANEOUS ITEMS (EA)	Tools Shop and Garage Equi	J114	07/01/90	120	\$3,361	\$0	\$3,361
564	ITXPER00099	SVC8000	TOOLS & IMPLEMENTS (EA)	Tools Shop and Garage Equi	J114	07/01/90	120	\$9,154	\$0	\$9,154
565	ITXPER00099	SVC8000	MISCELLANEOUS ITEMS (EA)	Tools Shop and Garage Equi	J139	07/01/90	120	\$2,970	\$0	\$2,970
566	ITXPER00099	SVC8000	SPECIAL MACHINES	Tools Shop and Garage Equi	J139	07/01/90	120	\$2,737	\$0	\$2,737
567	ITXPER00099	SVC8000	TOOLS & IMPLEMENTS (EA)	Tools Shop and Garage Equi	J139	07/01/90	120	\$7,439	\$0	\$7,439
568	ITXPER00099	SVC8000	MISCELLANEOUS ITEMS (EA)	Tools Shop and Garage Equi	J114	07/01/91	120	\$2,231	\$0	\$2,231
569	ITXPER00099	SVC8000	SPECIAL MACHINES	Tools Shop and Garage Equi	J114	07/01/91	120	\$9,017	\$0	\$9,017
570	ITXPER00099	SVC8000	TOOLS & IMPLEMENTS (EA)	Tools Shop and Garage Equi	J114	07/01/91	120	\$3,269	\$0	\$3,269
571	ITXPER00099	SVC8000	CRANES & HOISTING EQUIPMENT	Tools Shop and Garage Equi	J139	07/01/91	120	\$2,614	\$0	\$2,614
572	ITXPER00099	SVC8000	TOOLS & IMPLEMENTS (EA)	Tools Shop and Garage Equi	J139	07/01/91	120	\$9,549	\$0	\$9,549
573	ITXPER00099	SVC8000	MISCELLANEOUS ITEMS (EA)	Tools Shop and Garage Equi	J114	07/01/92	120	\$1,118	\$0	\$1,118
574	ITXPER00099	SVC8000	TOOLS & IMPLEMENTS (EA)	Tools Shop and Garage Equi	J114	07/01/92	120	\$1,527	\$0	\$1,527
575	ITXPER00099	SVC8000	GARAGE & REPAIR EQUIPMENT	Tools Shop and Garage Equi	J114	07/01/92	120	\$1,685	\$0	\$1,685
576	ITXPER00099	SVC8000	TOOLS & IMPLEMENTS (EA)	Tools Shop and Garage Equi	J114	07/01/92	120	\$2,323	\$0	\$2,323
577	ITXPER00099	SVC8000	MISCELLANEOUS ITEMS (EA)	Tools Shop and Garage Equi	J114	07/01/92	120	\$580	\$0	\$580
578	ITXPER00099	SVC8000	ANNVILS, FORGES & SMITHING EQUIPMENT	Tools Shop and Garage Equi	J139	07/01/92	120	\$3,349	\$0	\$3,349
579	ITXPER00099	SVC8000	CRANES & HOISTING EQUIPMENT	Tools Shop and Garage Equi	J139	07/01/92	120	\$8,832	\$0	\$8,832
580	ITXPER00099	SVC8000	SPECIAL MACHINES	Tools Shop and Garage Equi	J139	07/01/92	120	\$13,336	\$0	\$13,336
581	ITXPER00099	SVC8000	TOOLS & IMPLEMENTS (EA)	Tools Shop and Garage Equi	J139	07/01/92	120	\$1,825	\$0	\$1,825
582	ITXPER00099	SVC8000	TOOLS & IMPLEMENTS (EA)	Tools Shop and Garage Equi	J114	07/01/93	120	\$975	\$0	\$975
583	ITXPER00099	SVC8000	TOOLS & IMPLEMENTS (EA)	Tools Shop and Garage Equi	J139	07/01/93	120	\$2,758	\$0	\$2,758

THE NARRAGANSETT ELECTRIC COMPANY
d/b/a NATIONAL GRID
RIPUC Docket Nos. 4770/4780
Compliance Attachment 3
Workpaper 6f
Page 52 of 60

The Narragansett Electric Company d/b/a National Grid
Service Company Rents
Service Company Capital for Facilities allocated to Operating Companies as Rent Expense
For the Rate Year ended August 31, 2021

09/01/2020 08/31/2021 8.23000%

Line	Work order	estment N:	Project Description	Account Description	NECO	09/01/2020 Balance	08/31/2021 Balance	Average Balance	Service Co Return	Year Return	Return on Accum Taxes
530	90000175582	SVG8000	Non-united	Structures and Improvement	YES	\$13,672	\$11,328	\$12,500	8.23%	\$1,029	(\$51)
531	90000176635	SVG8000	Non-united	Structures and Improvement	YES	\$62,884	\$52,687	\$57,785	8.23%	\$4,756	(\$269)
532	90000177563	SVG8000	Non-united	Structures and Improvement	YES	\$15,324	\$12,839	\$14,081	8.23%	\$1,159	(\$66)
533	90000132991	SVG8000	Non-united	Structures and Improvement	YES	\$0	\$0	\$0	8.23%	\$0	\$7,978
534	90000172632	SVG8000	Non-united	Structures and Improvement	YES	\$126,452	\$106,220	\$116,336	8.23%	\$9,574	(\$572)
535	90000174537	SVG8000	Non-united	Structures and Improvement	YES	\$372	\$313	\$342	8.23%	\$28	(\$2)
536	90000174540	SVG8000	Non-united	Structures and Improvement	YES	\$2,676	\$2,248	\$2,462	8.23%	\$203	(\$12)
537	90000176635	SVG8000	Non-united	Structures and Improvement	YES	\$0	\$0	\$0	8.23%	\$0	\$1
538	90000177563	SVG8000	Non-united	Structures and Improvement	YES	\$9,949	\$8,357	\$9,153	8.23%	\$753	(\$45)
539	90000174537	SVG8000	Non-united	Structures and Improvement	YES	\$1,466	\$1,234	\$1,350	8.23%	\$111	(\$7)
541	90000177563	SVG8000	Non-united	Structures and Improvement	YES	\$291	\$245	\$268	8.23%	\$22	(\$1)
542	90000174537	SVG8000	Non-united	Structures and Improvement	YES	\$25	\$21	\$23	8.23%	\$2	(\$0)
543	90000174540	SVG8000	Non-united	Structures and Improvement	YES	\$876	\$741	\$809	8.23%	\$67	(\$5)
544	90000177563	SVG8000	Non-united	Structures and Improvement	YES	\$6,266	\$5,302	\$5,784	8.23%	\$476	(\$33)
545	90000174540	SVG8000	Non-united	Structures and Improvement	YES	\$19,968	\$16,935	\$18,452	8.23%	\$1,519	(\$109)
546	90000181496	SVG8000	Non-united	Structures and Improvement	YES	\$156,425	\$132,665	\$144,545	8.23%	\$11,896	(\$850)
547	90000182013	SVG8000	Non-united	Structures and Improvement	YES	\$36,237	\$30,733	\$33,485	8.23%	\$2,756	(\$197)
548	90000172633	SVG8000	Non-united	Structures and Improvement	YES	\$9,311	\$7,914	\$8,612	8.23%	\$709	(\$53)
549	90000181493	SVG8000	Non-united	Structures and Improvement	NO	\$603,410	\$512,898	\$558,154	8.23%	\$45,936	(\$3,408)
550	90000182262	SVG8000	Non-united	Structures and Improvement	YES	\$68,661	\$58,361	\$63,511	8.23%	\$5,227	(\$388)
551	ITXFER00099	SVG8000	GARAGE & REPAIR EQUIPMENT	Tools Shop and Garage Equi	NO	\$0	\$0	\$0	8.23%	\$0	\$14
552	ITXFER00099	SVG8000	TOOLS & IMPLEMENTS (EA)	Tools Shop and Garage Equi	NO	\$0	\$0	\$0	8.23%	\$0	\$3
553	ITXFER00099	SVG8000	TOOLS & IMPLEMENTS (EA)	Tools Shop and Garage Equi	YES	\$0	\$0	\$0	8.23%	\$0	\$4
554	ITXFER00099	SVG8000	GARAGE & REPAIR EQUIPMENT	Tools Shop and Garage Equi	NO	\$0	\$0	\$0	8.23%	\$0	\$11
555	ITXFER00099	SVG8000	MACHINE TOOLS (EA)	Tools Shop and Garage Equi	YES	\$0	\$0	\$0	8.23%	\$0	\$1
556	ITXFER00099	SVG8000	MISCELLANEOUS ITEMS (EA)	Tools Shop and Garage Equi	YES	\$0	\$0	\$0	8.23%	\$0	\$26
557	ITXFER00099	SVG8000	SPECIAL MACHINES	Tools Shop and Garage Equi	YES	\$0	\$0	\$0	8.23%	\$0	\$2
558	ITXFER00099	SVG8000	TOOLS & IMPLEMENTS (EA)	Tools Shop and Garage Equi	YES	\$0	\$0	\$0	8.23%	\$0	\$13
559	ITXFER00099	SVG8000	MISCELLANEOUS ITEMS (EA)	Tools Shop and Garage Equi	NO	\$0	\$0	\$0	8.23%	\$0	\$2
560	ITXFER00099	SVG8000	SPECIAL MACHINES	Tools Shop and Garage Equi	NO	\$0	\$0	\$0	8.23%	\$0	\$4
561	ITXFER00099	SVG8000	TOOLS & IMPLEMENTS (EA)	Tools Shop and Garage Equi	NO	\$0	\$0	\$0	8.23%	\$0	\$103
562	ITXFER00099	SVG8000	TOOLS & IMPLEMENTS (EA)	Tools Shop and Garage Equi	YES	\$0	\$0	\$0	8.23%	\$0	\$16
563	ITXFER00099	SVG8000	MISCELLANEOUS ITEMS (EA)	Tools Shop and Garage Equi	NO	\$0	\$0	\$0	8.23%	\$0	\$16
564	ITXFER00099	SVG8000	TOOLS & IMPLEMENTS (EA)	Tools Shop and Garage Equi	NO	\$0	\$0	\$0	8.23%	\$0	\$42
565	ITXFER00099	SVG8000	MISCELLANEOUS ITEMS (EA)	Tools Shop and Garage Equi	YES	\$0	\$0	\$0	8.23%	\$0	\$14
566	ITXFER00099	SVG8000	SPECIAL MACHINES	Tools Shop and Garage Equi	YES	\$0	\$0	\$0	8.23%	\$0	\$13
567	ITXFER00099	SVG8000	TOOLS & IMPLEMENTS (EA)	Tools Shop and Garage Equi	YES	\$0	\$0	\$0	8.23%	\$0	\$34
568	ITXFER00099	SVG8000	MISCELLANEOUS ITEMS (EA)	Tools Shop and Garage Equi	NO	\$0	\$0	\$0	8.23%	\$0	\$12
569	ITXFER00099	SVG8000	SPECIAL MACHINES	Tools Shop and Garage Equi	NO	\$0	\$0	\$0	8.23%	\$0	\$47
570	ITXFER00099	SVG8000	TOOLS & IMPLEMENTS (EA)	Tools Shop and Garage Equi	NO	\$0	\$0	\$0	8.23%	\$0	\$17
571	ITXFER00099	SVG8000	CRANES & HOISTING EQUIPMENT	Tools Shop and Garage Equi	YES	\$0	\$0	\$0	8.23%	\$0	\$14
572	ITXFER00099	SVG8000	TOOLS & IMPLEMENTS (EA)	Tools Shop and Garage Equi	YES	\$0	\$0	\$0	8.23%	\$0	\$50
573	ITXFER00099	SVG8000	MISCELLANEOUS ITEMS (EA)	Tools Shop and Garage Equi	NO	\$0	\$0	\$0	8.23%	\$0	\$6
574	ITXFER00099	SVG8000	TOOLS & IMPLEMENTS (EA)	Tools Shop and Garage Equi	NO	\$0	\$0	\$0	8.23%	\$0	\$9
575	ITXFER00099	SVG8000	GARAGE & REPAIR EQUIPMENT	Tools Shop and Garage Equi	NO	\$0	\$0	\$0	8.23%	\$0	\$10
576	ITXFER00099	SVG8000	TOOLS & IMPLEMENTS (EA)	Tools Shop and Garage Equi	NO	\$0	\$0	\$0	8.23%	\$0	\$3
577	ITXFER00099	SVG8000	MISCELLANEOUS ITEMS (EA)	Tools Shop and Garage Equi	NO	\$0	\$0	\$0	8.23%	\$0	\$13
578	ITXFER00099	SVG8000	ANVILS, FORGES & SMITHING EQUIPMENT	Tools Shop and Garage Equi	YES	\$0	\$0	\$0	8.23%	\$0	\$19
579	ITXFER00099	SVG8000	CRANES & HOISTING EQUIPMENT	Tools Shop and Garage Equi	YES	\$0	\$0	\$0	8.23%	\$0	\$51
580	ITXFER00099	SVG8000	SPECIAL MACHINES	Tools Shop and Garage Equi	YES	\$0	\$0	\$0	8.23%	\$0	\$77
581	ITXFER00099	SVG8000	TOOLS & IMPLEMENTS (EA)	Tools Shop and Garage Equi	YES	\$0	\$0	\$0	8.23%	\$0	\$11
582	ITXFER00099	SVG8000	TOOLS & IMPLEMENTS (EA)	Tools Shop and Garage Equi	NO	\$0	\$0	\$0	8.23%	\$0	\$6
583	ITXFER00099	SVG8000	TOOLS & IMPLEMENTS (EA)	Tools Shop and Garage Equi	YES	\$0	\$0	\$0	8.23%	\$0	\$17

THE NARRAGANSETT ELECTRIC COMPANY
d/b/a NATIONAL GRID
RIPUC Docket Nos. 4770/4780
Compliance Attachment 3
Workpaper 6f
Page 53 of 60

The Narragansett Electric Company d/b/a National Grid
Service Company Rents
Service Company Capital for Facilities allocated to Operating Companies as Rent Expense
For the Rate Year ended August 31, 2021

Gas

Line	Work order	estimation	N:	Project Description	Account Description	Total Return	Year	Amortization	NECO G	Allocation	NECO G	Rent-Return	NECO G	Depn	Distribution	Allocation	NECO G	Rent Return
530	90000175582	SVC8000	Non-unitized	Structures and Improvement	Structures and Improvement	\$978	\$2,344	\$10,197	1.5316%	\$15	\$36	\$36	\$156	\$36	3.7985%	\$37		
531	90000176635	SVC8000	Non-unitized	Structures and Improvement	Structures and Improvement	\$4,486	\$10,197	\$2,485	1.5316%	\$69	\$156	\$156	\$38	\$156	3.7985%	\$170		
532	90000177563	SVC8000	Non-unitized	Structures and Improvement	Structures and Improvement	\$1,093	\$2,485	\$17	1.5316%	\$17	\$38	\$38	\$17	\$38	3.7985%	\$42		
533	90000132991	SVC8000	Non-unitized	Structures and Improvement	Structures and Improvement	\$7,978	\$0	\$2,277	2.8497%	\$227	\$0	\$0	\$227	\$0	8.3686%	\$668		
534	90000172632	SVC8000	Non-unitized	Structures and Improvement	Structures and Improvement	\$9,002	\$20,232	\$368	4.0899%	\$368	\$827	\$827	\$368	\$827	9.6901%	\$872		
535	90000174537	SVC8000	Non-unitized	Structures and Improvement	Structures and Improvement	\$26	\$60	\$0	1.6673%	\$0	\$1	\$1	\$0	\$1	3.3927%	\$1		
536	90000174540	SVC8000	Non-unitized	Structures and Improvement	Structures and Improvement	\$191	\$428	\$3	1.5316%	\$3	\$7	\$7	\$3	\$7	3.7985%	\$7		
537	90000176635	SVC8000	Non-unitized	Structures and Improvement	Structures and Improvement	\$1	\$1,592	\$11	1.5316%	\$11	\$24	\$24	\$11	\$24	3.7985%	\$27		
538	90000177563	SVC8000	Non-unitized	Structures and Improvement	Structures and Improvement	\$104	\$231	\$2	1.6673%	\$2	\$4	\$4	\$2	\$4	3.3927%	\$4		
540	90000174537	SVC8000	Non-unitized	Structures and Improvement	Structures and Improvement	\$0	\$1	\$0	1.5316%	\$0	\$0	\$0	\$0	\$0	3.7985%	\$0		
541	90000177563	SVC8000	Non-unitized	Structures and Improvement	Structures and Improvement	\$21	\$46	\$0	1.5316%	\$0	\$1	\$1	\$0	\$1	3.7985%	\$1		
542	90000174537	SVC8000	Non-unitized	Structures and Improvement	Structures and Improvement	\$2	\$4	\$0	1.6673%	\$0	\$0	\$0	\$0	\$0	3.3927%	\$0		
543	90000174540	SVC8000	Non-unitized	Structures and Improvement	Structures and Improvement	\$62	\$135	\$1	1.5316%	\$1	\$2	\$2	\$1	\$2	3.7985%	\$2		
544	90000177563	SVC8000	Non-unitized	Structures and Improvement	Structures and Improvement	\$443	\$904	\$27	1.5316%	\$27	\$15	\$15	\$27	\$15	3.7985%	\$17		
545	90000174540	SVC8000	Non-unitized	Structures and Improvement	Structures and Improvement	\$1,410	\$3,033	\$22	1.5316%	\$22	\$46	\$46	\$22	\$46	3.7985%	\$54		
546	90000181496	SVC8000	Non-unitized	Structures and Improvement	Structures and Improvement	\$11,046	\$23,761	\$184	1.6673%	\$184	\$396	\$396	\$184	\$396	3.3927%	\$375		
547	90000182013	SVC8000	Non-unitized	Structures and Improvement	Structures and Improvement	\$2,559	\$5,504	\$105	4.0899%	\$105	\$225	\$225	\$105	\$225	9.6901%	\$248		
548	90000172633	SVC8000	Non-unitized	Structures and Improvement	Structures and Improvement	\$656	\$1,397	\$10	1.5316%	\$10	\$21	\$21	\$10	\$21	3.7985%	\$25		
549	90000181493	SVC8000	Non-unitized	Structures and Improvement	Structures and Improvement	\$42,528	\$90,511	\$2,662	6.2600%	\$2,662	\$5,666	\$5,666	\$2,662	\$5,666	0.0000%	\$0		
550	90000182262	SVC8000	Non-unitized	Structures and Improvement	Structures and Improvement	\$4,839	\$10,299	\$198	4.0899%	\$198	\$421	\$421	\$198	\$421	9.6901%	\$469		
551	TXFER00099	SVC8000	GARAGE & REPAIR EQUIPMENT	Tools Shop and Garage Equi	Tools Shop and Garage Equi	\$14	\$0	\$0	6.2600%	\$1	\$0	\$0	\$0	\$0	0.0000%	\$0		
552	TXFER00099	SVC8000	TOOLS & IMPLEMENTS (EA)	Tools Shop and Garage Equi	Tools Shop and Garage Equi	\$3	\$0	\$0	6.2600%	\$0	\$0	\$0	\$0	\$0	0.0000%	\$0		
553	TXFER00099	SVC8000	TOOLS & IMPLEMENTS (EA)	Tools Shop and Garage Equi	Tools Shop and Garage Equi	\$4	\$0	\$0	1.5316%	\$0	\$0	\$0	\$0	\$0	3.7985%	\$0		
554	TXFER00099	SVC8000	GARAGE & REPAIR EQUIPMENT	Tools Shop and Garage Equi	Tools Shop and Garage Equi	\$11	\$0	\$0	6.2600%	\$1	\$0	\$0	\$0	\$0	0.0000%	\$0		
555	TXFER00099	SVC8000	MACHINE TOOLS (EA)	Tools Shop and Garage Equi	Tools Shop and Garage Equi	\$1	\$0	\$0	1.5316%	\$0	\$0	\$0	\$0	\$0	3.7985%	\$0		
556	TXFER00099	SVC8000	MISCELLANEOUS ITEMS (EA)	Tools Shop and Garage Equi	Tools Shop and Garage Equi	\$26	\$0	\$0	1.5316%	\$0	\$0	\$0	\$0	\$0	3.7985%	\$1		
557	TXFER00099	SVC8000	SPECIAL MACHINES	Tools Shop and Garage Equi	Tools Shop and Garage Equi	\$2	\$0	\$0	1.5316%	\$0	\$0	\$0	\$0	\$0	3.7985%	\$0		
558	TXFER00099	SVC8000	TOOLS & IMPLEMENTS (EA)	Tools Shop and Garage Equi	Tools Shop and Garage Equi	\$13	\$0	\$0	1.5316%	\$0	\$0	\$0	\$0	\$0	3.7985%	\$0		
559	TXFER00099	SVC8000	MISCELLANEOUS ITEMS (EA)	Tools Shop and Garage Equi	Tools Shop and Garage Equi	\$2	\$0	\$0	6.2600%	\$0	\$0	\$0	\$0	\$0	0.0000%	\$0		
560	TXFER00099	SVC8000	SPECIAL MACHINES	Tools Shop and Garage Equi	Tools Shop and Garage Equi	\$4	\$0	\$0	6.2600%	\$0	\$0	\$0	\$0	\$0	0.0000%	\$0		
561	TXFER00099	SVC8000	TOOLS & IMPLEMENTS (EA)	Tools Shop and Garage Equi	Tools Shop and Garage Equi	\$103	\$0	\$6	6.2600%	\$6	\$0	\$0	\$0	\$0	0.0000%	\$0		
562	TXFER00099	SVC8000	TOOLS & IMPLEMENTS (EA)	Tools Shop and Garage Equi	Tools Shop and Garage Equi	\$16	\$0	\$0	1.5316%	\$0	\$0	\$0	\$0	\$0	3.7985%	\$1		
563	TXFER00099	SVC8000	MISCELLANEOUS ITEMS (EA)	Tools Shop and Garage Equi	Tools Shop and Garage Equi	\$16	\$0	\$0	6.2600%	\$1	\$0	\$0	\$0	\$0	0.0000%	\$0		
564	TXFER00099	SVC8000	TOOLS & IMPLEMENTS (EA)	Tools Shop and Garage Equi	Tools Shop and Garage Equi	\$42	\$0	\$3	6.2600%	\$3	\$0	\$0	\$0	\$0	0.0000%	\$0		
565	TXFER00099	SVC8000	MISCELLANEOUS ITEMS (EA)	Tools Shop and Garage Equi	Tools Shop and Garage Equi	\$13	\$0	\$0	1.5316%	\$0	\$0	\$0	\$0	\$0	3.7985%	\$1		
566	TXFER00099	SVC8000	SPECIAL MACHINES	Tools Shop and Garage Equi	Tools Shop and Garage Equi	\$14	\$0	\$0	1.5316%	\$0	\$0	\$0	\$0	\$0	3.7985%	\$1		
567	TXFER00099	SVC8000	TOOLS & IMPLEMENTS (EA)	Tools Shop and Garage Equi	Tools Shop and Garage Equi	\$34	\$0	\$1	1.5316%	\$1	\$0	\$0	\$0	\$0	3.7985%	\$1		
568	TXFER00099	SVC8000	MISCELLANEOUS ITEMS (EA)	Tools Shop and Garage Equi	Tools Shop and Garage Equi	\$47	\$0	\$3	6.2600%	\$3	\$0	\$0	\$0	\$0	0.0000%	\$0		
569	TXFER00099	SVC8000	SPECIAL MACHINES	Tools Shop and Garage Equi	Tools Shop and Garage Equi	\$17	\$0	\$1	6.2600%	\$1	\$0	\$0	\$0	\$0	0.0000%	\$0		
570	TXFER00099	SVC8000	TOOLS & IMPLEMENTS (EA)	Tools Shop and Garage Equi	Tools Shop and Garage Equi	\$14	\$0	\$0	1.5316%	\$0	\$0	\$0	\$0	\$0	3.7985%	\$1		
571	TXFER00099	SVC8000	CRANES & HOISTING EQUIPMENT	Tools Shop and Garage Equi	Tools Shop and Garage Equi	\$50	\$0	\$1	1.5316%	\$1	\$0	\$0	\$0	\$0	3.7985%	\$2		
572	TXFER00099	SVC8000	TOOLS & IMPLEMENTS (EA)	Tools Shop and Garage Equi	Tools Shop and Garage Equi	\$6	\$0	\$0	6.2600%	\$0	\$0	\$0	\$0	\$0	0.0000%	\$0		
573	TXFER00099	SVC8000	MISCELLANEOUS ITEMS (EA)	Tools Shop and Garage Equi	Tools Shop and Garage Equi	\$9	\$0	\$1	6.2600%	\$1	\$0	\$0	\$0	\$0	0.0000%	\$0		
574	TXFER00099	SVC8000	TOOLS & IMPLEMENTS (EA)	Tools Shop and Garage Equi	Tools Shop and Garage Equi	\$10	\$0	\$1	6.2600%	\$1	\$0	\$0	\$0	\$0	0.0000%	\$0		
575	TXFER00099	SVC8000	GARAGE & REPAIR EQUIPMENT	Tools Shop and Garage Equi	Tools Shop and Garage Equi	\$13	\$0	\$1	6.2600%	\$1	\$0	\$0	\$0	\$0	0.0000%	\$0		
576	TXFER00099	SVC8000	TOOLS & IMPLEMENTS (EA)	Tools Shop and Garage Equi	Tools Shop and Garage Equi	\$3	\$0	\$0	6.2600%	\$0	\$0	\$0	\$0	\$0	0.0000%	\$0		
577	TXFER00099	SVC8000	MISCELLANEOUS ITEMS (EA)	Tools Shop and Garage Equi	Tools Shop and Garage Equi	\$19	\$0	\$0	1.5316%	\$0	\$0	\$0	\$0	\$0	3.7985%	\$1		
578	TXFER00099	SVC8000	ANVILS, FORGES & SMITHING EQUIPMENT	Tools Shop and Garage Equi	Tools Shop and Garage Equi	\$51	\$0	\$1	1.5316%	\$1	\$0	\$0	\$0	\$0	3.7985%	\$2		
579	TXFER00099	SVC8000	CRANES & HOISTING EQUIPMENT	Tools Shop and Garage Equi	Tools Shop and Garage Equi	\$77	\$0	\$1	1.5316%	\$1	\$0	\$0	\$0	\$0	3.7985%	\$3		
580	TXFER00099	SVC8000	SPECIAL MACHINES	Tools Shop and Garage Equi	Tools Shop and Garage Equi	\$6	\$0	\$0	1.5316%	\$0	\$0	\$0	\$0	\$0	3.7985%	\$0		
581	TXFER00099	SVC8000	TOOLS & IMPLEMENTS (EA)	Tools Shop and Garage Equi	Tools Shop and Garage Equi	\$17	\$0	\$0	6.2600%	\$0	\$0	\$0	\$0	\$0	0.0000%	\$0		
582	TXFER00099	SVC8000	TOOLS & IMPLEMENTS (EA)	Tools Shop and Garage Equi	Tools Shop and Garage Equi	\$17	\$0	\$0	1.5316%	\$0	\$0	\$0	\$0	\$0	3.7985%	\$1		
583	TXFER00099	SVC8000	TOOLS & IMPLEMENTS (EA)	Tools Shop and Garage Equi	Tools Shop and Garage Equi	\$17	\$0	\$0	1.5316%	\$0	\$0	\$0	\$0	\$0	3.7985%	\$1		

THE NARRAGANSETT ELECTRIC COMPANY

d/b/a NATIONAL GRID

RIPUC Docket Nos. 4770/4780

Compliance Attachment 3

Workpaper 6f

Page 54 of 60

The Narragansett Electric Company db/a National Grid
 Service Company Rents
 Service Company Capital for Facilities allocated to Operating Companies as Rent Expense
 For the Rate Year ended August 31, 2021

Distribution

09/01/20 08/31/21

Line	Work order	Statement N:	Project Description	Account Description	Test Year Rent	Less IFA Salary & Wage Allocator	Total	Amortization Period	Bonus Rate	Bonus Depreciation	Balance	
											09/01/20	08/31/21
530	90000175582	SVC8000	Non-untized	Structures and Improvement	\$89	\$17	\$109	468	49.95%	\$11,706	\$13,060	\$13,361
531	90000176635	SVC8000	Non-untized	Structures and Improvement	\$387	\$76	\$463	468	49.95%	\$50,934	\$55,515	\$56,824
532	90000177563	SVC8000	Non-untized	Structures and Improvement	\$94	\$19	\$117	468	49.95%	\$12,412	\$13,528	\$13,847
533	90000132991	SVC8000	Non-untized	Structures and Improvement	\$0	\$91	\$76	468	49.95%	(\$118,198)	(\$354,839)	(\$354,839)
534	90000172632	SVC8000	Non-untized	Structures and Improvement	\$1,961	\$387	\$2,446	468	49.95%	\$101,057	\$110,145	\$112,742
535	90000174537	SVC8000	Non-untized	Structures and Improvement	\$2	\$3	\$5	468	49.95%	\$2,397	\$324	\$332
536	90000174540	SVC8000	Non-untized	Structures and Improvement	\$16	\$3	\$20	468	49.95%	\$2,139	\$2,331	\$2,386
537	90000176635	SVC8000	Non-untized	Structures and Improvement	\$60	\$12	\$75	468	49.95%	\$7,951	\$8,666	\$8,871
538	90000177563	SVC8000	Non-untized	Structures and Improvement	\$8	\$2	\$10	468	49.95%	\$1,156	\$1,240	\$1,290
539	90000174537	SVC8000	Non-untized	Structures and Improvement	\$0	\$0	\$0	468	49.95%	\$5	\$6	\$6
540	90000174540	SVC8000	Non-untized	Structures and Improvement	\$2	\$0	\$2	468	49.95%	\$230	\$250	\$256
541	90000177563	SVC8000	Non-untized	Structures and Improvement	\$0	\$0	\$0	468	49.95%	\$20	\$21	\$22
542	90000174537	SVC8000	Non-untized	Structures and Improvement	\$5	\$1	\$6	468	49.95%	\$673	\$734	\$751
543	90000174540	SVC8000	Non-untized	Structures and Improvement	\$37	\$7	\$46	468	49.95%	\$4,815	\$5,248	\$5,372
544	90000177563	SVC8000	Non-untized	Structures and Improvement	\$115	\$23	\$146	468	49.95%	\$15,150	\$16,512	\$16,902
545	90000174540	SVC8000	Non-untized	Structures and Improvement	\$806	\$161	\$1,020	468	49.95%	\$118,681	\$132,404	\$132,404
546	90000181496	SVC8000	Non-untized	Structures and Improvement	\$533	\$107	\$675	468	49.95%	\$27,494	\$29,966	\$30,673
547	90000182013	SVC8000	Non-untized	Structures and Improvement	\$53	\$11	\$67	468	49.95%	\$6,976	\$7,603	\$7,782
548	90000172633	SVC8000	Non-untized	Structures and Improvement	\$0	\$0	\$0	468	49.95%	\$452,090	\$492,746	\$504,362
549	90000181493	SVC8000	Non-untized	Structures and Improvement	\$998	\$200	\$1,267	468	49.95%	\$51,442	\$56,068	\$57,390
550	90000182262	SVC8000	Non-untized	Tools Shop and Garage Equip	\$0	\$0	\$0	84	0.00%	\$0	\$4,226	\$4,352
551	ITXFER00099	SVC8000	GARAGE & REPAIR EQUIPMENT	Tools Shop and Garage Equip	\$0	\$0	\$0	84	0.00%	\$0	\$939	\$967
552	ITXFER00099	SVC8000	TOOLS & IMPLEMENTS (EA)	Tools Shop and Garage Equip	\$0	\$0	\$0	84	0.00%	\$0	\$1,267	\$1,305
553	ITXFER00099	SVC8000	TOOLS & IMPLEMENTS (EA)	Tools Shop and Garage Equip	\$0	\$0	\$0	84	0.00%	\$0	\$2,543	\$2,621
554	ITXFER00099	SVC8000	GARAGE & REPAIR EQUIPMENT	Tools Shop and Garage Equip	\$0	\$0	\$0	84	0.00%	\$0	\$213	\$219
555	ITXFER00099	SVC8000	MISCELLANEOUS ITEMS (EA)	Tools Shop and Garage Equip	\$0	\$0	\$0	84	0.00%	\$0	\$6,226	\$6,418
556	ITXFER00099	SVC8000	MISCELLANEOUS ITEMS (EA)	Tools Shop and Garage Equip	\$0	\$0	\$1	84	0.00%	\$0	\$531	\$548
557	ITXFER00099	SVC8000	SPECIAL MACHINES	Tools Shop and Garage Equip	\$0	\$0	\$0	84	0.00%	\$0	\$3,145	\$3,242
558	ITXFER00099	SVC8000	TOOLS & IMPLEMENTS (EA)	Tools Shop and Garage Equip	\$0	\$0	\$0	84	0.00%	\$0	\$323	\$333
559	ITXFER00099	SVC8000	MISCELLANEOUS ITEMS (EA)	Tools Shop and Garage Equip	\$0	\$0	\$0	84	0.00%	\$0	\$802	\$802
560	ITXFER00099	SVC8000	SPECIAL MACHINES	Tools Shop and Garage Equip	\$0	\$0	\$0	84	0.00%	\$0	\$777	\$777
561	ITXFER00099	SVC8000	TOOLS & IMPLEMENTS (EA)	Tools Shop and Garage Equip	\$0	\$0	\$0	84	0.00%	\$0	\$20,711	\$21,369
562	ITXFER00099	SVC8000	TOOLS & IMPLEMENTS (EA)	Tools Shop and Garage Equip	\$0	\$0	\$1	84	0.00%	\$0	\$3,149	\$3,249
563	ITXFER00099	SVC8000	MISCELLANEOUS ITEMS (EA)	Tools Shop and Garage Equip	\$0	\$0	\$0	84	0.00%	\$0	\$2,629	\$2,715
564	ITXFER00099	SVC8000	TOOLS & IMPLEMENTS (EA)	Tools Shop and Garage Equip	\$0	\$0	\$0	84	0.00%	\$0	\$7,159	\$7,394
565	ITXFER00099	SVC8000	MISCELLANEOUS ITEMS (EA)	Tools Shop and Garage Equip	\$0	\$0	\$0	84	0.00%	\$0	\$2,523	\$2,599
566	ITXFER00099	SVC8000	SPECIAL MACHINES	Tools Shop and Garage Equip	\$0	\$0	\$0	84	0.00%	\$0	\$2,140	\$2,210
567	ITXFER00099	SVC8000	TOOLS & IMPLEMENTS (EA)	Tools Shop and Garage Equip	\$0	\$0	\$1	84	0.00%	\$0	\$5,818	\$6,008
568	ITXFER00099	SVC8000	MISCELLANEOUS ITEMS (EA)	Tools Shop and Garage Equip	\$0	\$0	\$0	84	0.00%	\$0	\$1,745	\$1,688
569	ITXFER00099	SVC8000	SPECIAL MACHINES	Tools Shop and Garage Equip	\$0	\$0	\$0	84	0.00%	\$0	\$6,821	\$7,052
570	ITXFER00099	SVC8000	TOOLS & IMPLEMENTS (EA)	Tools Shop and Garage Equip	\$0	\$0	\$0	84	0.00%	\$0	\$2,473	\$2,556
571	ITXFER00099	SVC8000	CRANES & HOISTING EQUIPMENT	Tools Shop and Garage Equip	\$0	\$0	\$0	84	0.00%	\$0	\$1,977	\$2,044
572	ITXFER00099	SVC8000	TOOLS & IMPLEMENTS (EA)	Tools Shop and Garage Equip	\$0	\$0	\$2	84	0.00%	\$0	\$7,223	\$7,468
573	ITXFER00099	SVC8000	MISCELLANEOUS ITEMS (EA)	Tools Shop and Garage Equip	\$0	\$0	\$0	84	0.00%	\$0	\$817	\$845
574	ITXFER00099	SVC8000	TOOLS & IMPLEMENTS (EA)	Tools Shop and Garage Equip	\$0	\$0	\$0	84	0.00%	\$0	\$1,116	\$1,155
575	ITXFER00099	SVC8000	GARAGE & REPAIR EQUIPMENT	Tools Shop and Garage Equip	\$0	\$0	\$0	84	0.00%	\$0	\$1,231	\$1,274
576	ITXFER00099	SVC8000	TOOLS & IMPLEMENTS (EA)	Tools Shop and Garage Equip	\$0	\$0	\$0	84	0.00%	\$0	\$1,698	\$1,757
577	ITXFER00099	SVC8000	MISCELLANEOUS ITEMS (EA)	Tools Shop and Garage Equip	\$0	\$0	\$0	84	0.00%	\$0	\$424	\$438
578	ITXFER00099	SVC8000	ANVILS FORGES & SMITHING EQUIPMENT	Tools Shop and Garage Equip	\$0	\$0	\$1	84	0.00%	\$0	\$2,447	\$2,533
579	ITXFER00099	SVC8000	CRANES & HOISTING EQUIPMENT	Tools Shop and Garage Equip	\$0	\$0	\$2	84	0.00%	\$0	\$6,454	\$6,681
580	ITXFER00099	SVC8000	SPECIAL MACHINES	Tools Shop and Garage Equip	\$0	\$0	\$3	84	0.00%	\$0	\$9,746	\$10,088
581	ITXFER00099	SVC8000	TOOLS & IMPLEMENTS (EA)	Tools Shop and Garage Equip	\$0	\$0	\$0	84	0.00%	\$0	\$1,334	\$1,381
582	ITXFER00099	SVC8000	TOOLS & IMPLEMENTS (EA)	Tools Shop and Garage Equip	\$0	\$0	\$0	84	0.00%	\$0	\$688	\$713
583	ITXFER00099	SVC8000	TOOLS & IMPLEMENTS (EA)	Tools Shop and Garage Equip	\$0	\$0	\$1	84	0.00%	\$0	\$1,944	\$2,015

THE NARRAGANSETT ELECTRIC COMPANY
d/b/a NATIONAL GRID
RIPUC Docket Nos. 4770/4780
Compliance Attachment 3
Workpaper 6f
Page 55 of 60

The Narragansett Electric Company d/b/a National Grid
Service Company Reimbursements
Service Company Capital for Facilities allocated to Operating Companies as Rent Expense
For the Rate Year ended August 31, 2021

Line	Work order	estimation N:	Project Description	Account Description	Average Balance	Cash Tax	09/01/2020 Balance	08/31/2021 Balance	Average Balance	Book Tax	Cash to Book Tax Difference	Return on Accum Taxes
530	90000175582	SVC8000	Non-umitized	Structures and Improvements	\$13,210	\$3,609	\$9,765	\$12,109	\$10,937	\$2,988	\$621	\$51
531	90000176653	SVC8000	Non-umitized	Structures and Improvements	\$56,169	\$15,345	\$39,090	\$49,288	\$44,139	\$12,072	\$3,273	\$269
532	90000176653	SVC8000	Non-umitized	Structures and Improvements	\$13,687	\$3,739	\$9,525	\$12,010	\$10,708	\$2,942	\$798	\$66
533	90000132991	SVC8000	Non-umitized	Structures and Improvements	(\$354,839)	(\$96,942)	\$0	\$0	\$0	\$0	(\$96,942)	(\$7,978)
534	90000172632	SVC8000	Non-umitized	Structures and Improvements	\$111,444	\$30,446	\$75,871	\$96,104	\$85,987	\$23,492	\$6,955	\$572
535	90000174537	SVC8000	Non-umitized	Structures and Improvements	\$328	\$90	\$223	\$283	\$253	\$69	\$20	\$2
536	90000174540	SVC8000	Non-umitized	Structures and Improvements	\$2,358	\$644	\$1,606	\$2,034	\$1,820	\$497	\$147	\$12
537	90000176653	SVC8000	Non-umitized	Structures and Improvements	(\$56)	(\$7)	\$0	\$0	\$0	\$0	\$0	(\$1)
538	90000175963	SVC8000	Non-umitized	Structures and Improvements	\$8,768	\$2,396	\$5,970	\$7,961	\$6,765	\$1,848	\$547	\$45
539	90000174537	SVC8000	Non-umitized	Structures and Improvements	\$1,275	\$348	\$849	\$1,080	\$964	\$263	\$85	\$7
540	90000174540	SVC8000	Non-umitized	Structures and Improvements	\$6	\$2	\$4	\$5	\$4	\$1	\$0	\$0
541	90000175637	SVC8000	Non-umitized	Structures and Improvements	\$253	\$69	\$169	\$215	\$192	\$52	\$17	\$1
542	90000174540	SVC8000	Non-umitized	Structures and Improvements	\$22	\$6	\$14	\$18	\$16	\$4	\$2	\$0
543	90000175963	SVC8000	Non-umitized	Structures and Improvements	\$742	\$203	\$472	\$607	\$539	\$147	\$56	\$5
544	90000174540	SVC8000	Non-umitized	Structures and Improvements	\$5,310	\$1,451	\$3,374	\$4,338	\$3,856	\$1,053	\$397	\$33
545	90000174540	SVC8000	Non-umitized	Structures and Improvements	\$16,707	\$4,564	\$10,363	\$13,396	\$11,880	\$3,246	\$1,319	\$109
546	90000181496	SVC8000	Non-umitized	Structures and Improvements	\$130,879	\$35,756	\$81,183	\$104,944	\$93,063	\$25,425	\$10,331	\$850
547	90000182013	SVC8000	Non-umitized	Structures and Improvements	\$30,319	\$8,283	\$24,311	\$24,311	\$21,559	\$5,890	\$2,393	\$197
548	90000172633	SVC8000	Non-umitized	Structures and Improvements	\$7,693	\$2,102	\$4,655	\$6,052	\$5,354	\$1,463	\$639	\$53
549	90000181493	SVC8000	Non-umitized	Structures and Improvements	\$498,554	\$136,205	\$301,705	\$392,216	\$346,961	\$94,790	\$41,415	\$3,408
550	90000182262	SVC8000	Non-umitized	Structures and Improvements	\$56,729	\$15,498	\$43,580	\$44,629	\$39,480	\$10,786	\$4,713	\$388
551	ITXFER00099	SVC8000	GARAGE & REPAIR EQUIPMENT	Tools Shop and Garage Equi	\$4,289	\$1,172	\$4,920	\$4,920	\$4,920	\$1,344	(\$172)	(\$14)
552	ITXFER00099	SVC8000	TOOLS & IMPLEMENTS (EA)	Tools Shop and Garage Equi	\$953	\$260	\$1,094	\$1,094	\$1,094	\$299	(\$38)	(\$3)
553	ITXFER00099	SVC8000	TOOLS & IMPLEMENTS (EA)	Tools Shop and Garage Equi	\$1,286	\$351	\$1,475	\$1,475	\$1,475	\$403	(\$52)	(\$4)
554	ITXFER00099	SVC8000	GARAGE & REPAIR EQUIPMENT	Tools Shop and Garage Equi	\$2,582	\$705	\$3,051	\$3,051	\$3,051	\$834	(\$128)	(\$11)
555	ITXFER00099	SVC8000	MACHINE TOOLS (EA)	Tools Shop and Garage Equi	\$216	\$59	\$256	\$256	\$256	\$70	(\$11)	(\$1)
556	ITXFER00099	SVC8000	MISCELLANEOUS ITEMS (EA)	Tools Shop and Garage Equi	\$6,322	\$1,727	\$7,472	\$7,472	\$7,472	\$2,041	(\$314)	(\$26)
557	ITXFER00099	SVC8000	SPECIAL MACHINES	Tools Shop and Garage Equi	\$540	\$147	\$638	\$638	\$638	\$174	(\$27)	(\$2)
558	ITXFER00099	SVC8000	TOOLS & IMPLEMENTS (EA)	Tools Shop and Garage Equi	\$3,194	\$873	\$3,774	\$3,774	\$3,774	\$1,031	(\$159)	(\$13)
559	ITXFER00099	SVC8000	MISCELLANEOUS ITEMS (EA)	Tools Shop and Garage Equi	\$328	\$90	\$400	\$400	\$400	\$109	(\$20)	(\$2)
560	ITXFER00099	SVC8000	SPECIAL MACHINES	Tools Shop and Garage Equi	\$789	\$216	\$962	\$962	\$962	\$263	(\$47)	(\$4)
561	ITXFER00099	SVC8000	TOOLS & IMPLEMENTS (EA)	Tools Shop and Garage Equi	\$21,040	\$5,748	\$25,642	\$25,642	\$25,642	\$7,006	(\$1,257)	(\$103)
562	ITXFER00099	SVC8000	TOOLS & IMPLEMENTS (EA)	Tools Shop and Garage Equi	\$3,199	\$874	\$3,899	\$3,899	\$3,899	\$1,065	(\$191)	(\$16)
563	ITXFER00099	SVC8000	MISCELLANEOUS ITEMS (EA)	Tools Shop and Garage Equi	\$2,672	\$730	\$3,361	\$3,361	\$3,361	\$918	(\$188)	(\$16)
564	ITXFER00099	SVC8000	TOOLS & IMPLEMENTS (EA)	Tools Shop and Garage Equi	\$7,276	\$1,988	\$9,154	\$9,154	\$9,154	\$2,501	(\$513)	(\$42)
565	ITXFER00099	SVC8000	MISCELLANEOUS ITEMS (EA)	Tools Shop and Garage Equi	\$2,361	\$645	\$2,970	\$2,970	\$2,970	\$811	(\$166)	(\$14)
566	ITXFER00099	SVC8000	SPECIAL MACHINES	Tools Shop and Garage Equi	\$2,175	\$594	\$2,737	\$2,737	\$2,737	\$748	(\$153)	(\$13)
567	ITXFER00099	SVC8000	TOOLS & IMPLEMENTS (EA)	Tools Shop and Garage Equi	\$5,913	\$1,615	\$7,439	\$7,439	\$7,439	\$2,032	(\$417)	(\$34)
568	ITXFER00099	SVC8000	MISCELLANEOUS ITEMS (EA)	Tools Shop and Garage Equi	\$1,716	\$469	\$2,231	\$2,231	\$2,231	\$610	(\$141)	(\$12)
569	ITXFER00099	SVC8000	SPECIAL MACHINES	Tools Shop and Garage Equi	\$6,936	\$1,895	\$9,017	\$9,017	\$9,017	\$2,464	(\$569)	(\$47)
570	ITXFER00099	SVC8000	TOOLS & IMPLEMENTS (EA)	Tools Shop and Garage Equi	\$2,514	\$687	\$3,269	\$3,269	\$3,269	\$893	(\$206)	(\$17)
571	ITXFER00099	SVC8000	CRANES & HOISTING EQUIPMENT	Tools Shop and Garage Equi	\$2,010	\$549	\$2,614	\$2,614	\$2,614	\$714	(\$165)	(\$14)
572	ITXFER00099	SVC8000	TOOLS & IMPLEMENTS (EA)	Tools Shop and Garage Equi	\$7,345	\$2,007	\$9,549	\$9,549	\$9,549	\$2,609	(\$602)	(\$50)
573	ITXFER00099	SVC8000	MISCELLANEOUS ITEMS (EA)	Tools Shop and Garage Equi	\$831	\$227	\$1,118	\$1,118	\$1,118	\$305	(\$78)	(\$6)
574	ITXFER00099	SVC8000	TOOLS & IMPLEMENTS (EA)	Tools Shop and Garage Equi	\$1,155	\$310	\$1,527	\$1,527	\$1,527	\$417	(\$107)	(\$9)
575	ITXFER00099	SVC8000	GARAGE & REPAIR EQUIPMENT	Tools Shop and Garage Equi	\$1,253	\$342	\$1,685	\$1,685	\$1,685	\$460	(\$118)	(\$10)
576	ITXFER00099	SVC8000	TOOLS & IMPLEMENTS (EA)	Tools Shop and Garage Equi	\$1,727	\$472	\$2,323	\$2,323	\$2,323	\$635	(\$163)	(\$13)
577	ITXFER00099	SVC8000	MISCELLANEOUS ITEMS (EA)	Tools Shop and Garage Equi	\$431	\$118	\$580	\$580	\$580	\$158	(\$41)	(\$3)
578	ITXFER00099	SVC8000	ANVILS FORGES & SMITHING EQUIPMENT	Tools Shop and Garage Equi	\$2,490	\$680	\$3,349	\$3,349	\$3,349	\$915	(\$235)	(\$19)
579	ITXFER00099	SVC8000	CRANES & HOISTING EQUIPMENT	Tools Shop and Garage Equi	\$6,568	\$1,794	\$8,832	\$8,832	\$8,832	\$2,413	(\$619)	(\$51)
580	ITXFER00099	SVC8000	SPECIAL MACHINES	Tools Shop and Garage Equi	\$9,917	\$2,709	\$13,336	\$13,336	\$13,336	\$3,644	(\$934)	(\$77)
581	ITXFER00099	SVC8000	TOOLS & IMPLEMENTS (EA)	Tools Shop and Garage Equi	\$1,357	\$371	\$1,825	\$1,825	\$1,825	\$499	(\$128)	(\$11)
582	ITXFER00099	SVC8000	TOOLS & IMPLEMENTS (EA)	Tools Shop and Garage Equi	\$700	\$191	\$975	\$975	\$975	\$266	(\$75)	(\$6)
583	ITXFER00099	SVC8000	TOOLS & IMPLEMENTS (EA)	Tools Shop and Garage Equi	\$1,980	\$541	\$2,758	\$2,758	\$2,758	\$753	(\$212)	(\$17)

8.23%

27.32%

08/31/21

09/01/20

27.32%

THE NARRAGANSETT ELECTRIC COMPANY
d/b/a NATIONAL GRID
RIPUC Docket Nos. 4770/4780
Compliance Attachment 3
Workpaper 6f
Page 56 of 60

The Narragansett Electric Company d/b/a National Grid
Service Company Reints
Service Company Capital for Facilities allocated to Operating Companies as Rent Expense
For the Rate Year ended August 31, 2021

Line	Work order	estm	Project Description	Account Description	Bill Pool	In Service Date	Amortizati on Period	Inception to Date \$	Adjustments	HTY Spend
584	ITXFER00099	SVC8000	TOOLS & IMPLMENTS (EA)	Tools Shop and Garage Equi	J139	07/01/93	120	\$429	\$0	\$429
585	ITXFER00099	SVC8000	TOOLS & IMPLMENTS (EA)	Tools Shop and Garage Equi	J114	07/01/94	120	\$13,116	\$0	\$13,116
586	ITXFER00099	SVC8000	TOOLS & IMPLMENTS (EA)	Tools Shop and Garage Equi	J139	07/01/94	120	\$5,885	\$0	\$5,885
587	ITXFER00099	SVC8000	TOOLS & IMPLMENTS (EA)	Tools Shop and Garage Equi	J139	07/01/95	120	\$14,584	\$0	\$14,584
588	ITXFER00099	SVC8000	TOOLS & IMPLMENTS (EA)	Tools Shop and Garage Equi	J139	07/01/96	120	\$13,815	\$0	\$13,815
589	ITXFER00099	SVC8000	TOOLS & IMPLMENTS (EA)	Tools Shop and Garage Equi	J135	07/01/97	120	\$4,171	\$0	\$4,171
590	ITXFER00099	SVC8000	TOOLS & IMPLMENTS (EA)	Tools Shop and Garage Equi	J139	07/01/97	120	\$23,557	\$0	\$23,557
591	ITXFER00099	SVC8000	TOOLS & IMPLMENTS (EA)	Tools Shop and Garage Equi	J063	06/17/03	120	\$9,040	\$0	\$9,040
592	ITXFER00099	SVC8000	TOOLS & IMPLMENTS (EA)	Tools Shop and Garage Equi	J139	12/31/03	120	\$80,414	\$0	\$80,414
593	ITXFER00099	SVC8000	TOOLS & IMPLMENTS (EA)	Tools Shop and Garage Equi	J063	12/31/03	120	\$37,482	\$0	\$37,482
594	ITXFER00099	SVC8000	TOOLS & IMPLMENTS (EA)	Tools Shop and Garage Equi	J063	05/17/04	120	\$4,200	\$0	\$4,200
595	ITXFER00099	SVC8000	TOOLS & IMPLMENTS (EA)	Tools Shop and Garage Equi	J063	06/17/04	120	\$4,980	\$0	\$4,980
596	ITXFER00099	SVC8000	TOOLS & IMPLMENTS (EA)	Tools Shop and Garage Equi	J139	12/17/04	120	\$500,899	\$0	\$500,899
597	ITXFER00099	SVC8000	MISCELLANEOUS ITEMS (EA)	Tools Shop and Garage Equi	J139	07/24/05	120	\$2,550	\$0	\$2,550
598	ITXFER00099	SVC8000	TOOLS & IMPLMENTS (EA)	Tools Shop and Garage Equi	J139	11/22/05	120	\$5,954	\$0	\$5,954
599	ITXFER00099	SVC8000	MACHINE TOOLS (EA)	Tools Shop and Garage Equi	J139	05/01/06	120	\$4,362	\$0	\$4,362
600	ITXFER00099	SVC8000	TOOLS & IMPLMENTS (EA)	Tools Shop and Garage Equi	J063	07/01/06	120	\$3,358	\$0	\$3,358
601	ITXFER00099	SVC8000	TOOLS & IMPLMENTS (EA)	Tools Shop and Garage Equi	J063	07/01/06	120	\$5,296	\$0	\$5,296
602	ITXFER00099	SVC8000	MACHINE TOOLS (EA)	Tools Shop and Garage Equi	J139	12/01/06	120	\$25,883	\$0	\$25,883
603	ITXFER00099	SVC8000	MOTORS & ELECTRIC EQUIPMENT (EA)	Tools Shop and Garage Equi	J139	06/01/07	120	\$553	\$0	\$553
604	ITXFER00099	SVC8000	TOOLS & IMPLMENTS (EA)	Tools Shop and Garage Equi	J063	10/01/08	120	\$81,653	\$0	\$81,653
605	ITXFER00099	SVC8000	GENERATOR	Tools Shop and Garage Equi	J139	01/31/09	120	\$17,352	\$0	\$17,352
606	ITXFER00099	SVC8000	TOOLS & IMPLMENTS (EA)	Tools Shop and Garage Equi	J063	06/30/10	120	\$311,717	\$0	\$311,717
607	9000097933	SVC8000	GENERAL PLANT \$20,000 OR >	Tools Shop and Garage Equi	G012	07/01/10	120	\$268,088	\$0	\$268,088
608	ITXFER00099	SVC8000	TOOLS & IMPLMENTS (EA)	Tools Shop and Garage Equi	J139	07/01/12	120	\$18,797	\$0	\$18,797
609	ITXFER00099	SVC8000	TOOLS & IMPLMENTS (EA)	Tools Shop and Garage Equi	J139	08/01/12	120	\$9,038	\$0	\$9,038
610	ITXFER00099	SVC8000	MISCELLANEOUS ITEMS (EA)	Tools Shop and Garage Equi	J063	08/01/12	120	\$294,748	\$0	\$294,748
611	ITXFER00099	SVC8000	MISCELLANEOUS ITEMS (EA)	Tools Shop and Garage Equi	J063	08/01/12	120	\$8,203	\$0	\$8,203
612	ITXFER00099	SVC8000	MISCELLANEOUS ITEMS (EA)	Tools Shop and Garage Equi	J063	08/01/12	120	\$20,813	\$0	\$20,813
613	ITXFER00099	SVC8000	MISCELLANEOUS ITEMS (EA)	Tools Shop and Garage Equi	J063	08/01/12	120	\$9,165	\$0	\$9,165
614	ITXFER00099	SVC8000	MISCELLANEOUS ITEMS (EA)	Tools Shop and Garage Equi	J063	08/01/12	120	\$12,109	\$0	\$12,109
615	ITXFER00099	SVC8000	TOOLS & IMPLMENTS (EA)	Tools Shop and Garage Equi	J063	08/01/12	120	\$3,347	\$0	\$3,347
616	ITXFER00099	SVC8000	MISCELLANEOUS ITEMS (EA)	Tools Shop and Garage Equi	J063	08/01/12	120	\$1,525	\$0	\$1,525
617	Total							\$476,119,248	\$0	\$476,119,248
618	Check									
619	Difference							\$476,119,248	(80)	

THE NARRAGANSETT ELECTRIC COMPANY
d/b/a NATIONAL GRID
RIPUC Docket Nos. 4770/4780
Compliance Attachment 3
Workpaper 6f
Page 57 of 60

The Narragansett Electric Company d/b/a National Grid
Service Company Rems
Service Company Capital for Facilities allocated to Operating Companies as Rent Expense
For the Rate Year ended August 31, 2021

09/01/20 08/31/2021 8.2300%

Line	Work order	Investment N°	Project Description	Account Description	NECO	09/01/2020 Balance	08/31/2021 Balance	Average Balance	Service Co Return	Year Return	Return on Accum Taxes
584	TXFER000999	SVG8000	TOOLS & IMPLEMENTS (EA)	Tools Shop and Garage Equi	NO	\$0	\$0	\$0	8.23%	\$0	\$91
585	TXFER000999	SVG8000	TOOLS & IMPLEMENTS (EA)	Tools Shop and Garage Equi	NO	\$0	\$0	\$0	8.23%	\$0	\$41
586	TXFER000999	SVG8000	TOOLS & IMPLEMENTS (EA)	Tools Shop and Garage Equi	YES	\$0	\$0	\$0	8.23%	\$0	\$109
587	TXFER000999	SVG8000	TOOLS & IMPLEMENTS (EA)	Tools Shop and Garage Equi	YES	\$0	\$0	\$0	8.23%	\$0	\$112
588	TXFER000999	SVG8000	TOOLS & IMPLEMENTS (EA)	Tools Shop and Garage Equi	YES	\$0	\$0	\$0	8.23%	\$0	\$36
589	TXFER000999	SVG8000	TOOLS & IMPLEMENTS (EA)	Tools Shop and Garage Equi	YES	\$0	\$0	\$0	8.23%	\$0	\$204
590	TXFER000999	SVG8000	TOOLS & IMPLEMENTS (EA)	Tools Shop and Garage Equi	YES	\$0	\$0	\$0	8.23%	\$0	\$59
591	TXFER000999	SVG8000	TOOLS & IMPLEMENTS (EA)	Tools Shop and Garage Equi	YES	\$0	\$0	\$0	8.23%	\$0	\$549
592	TXFER000999	SVG8000	TOOLS & IMPLEMENTS (EA)	Tools Shop and Garage Equi	YES	\$0	\$0	\$0	8.23%	\$0	\$256
593	TXFER000999	SVG8000	TOOLS & IMPLEMENTS (EA)	Tools Shop and Garage Equi	YES	\$0	\$0	\$0	8.23%	\$0	\$29
594	TXFER000999	SVG8000	TOOLS & IMPLEMENTS (EA)	Tools Shop and Garage Equi	YES	\$0	\$0	\$0	8.23%	\$0	\$34
595	TXFER000999	SVG8000	TOOLS & IMPLEMENTS (EA)	Tools Shop and Garage Equi	YES	\$0	\$0	\$0	8.23%	\$0	\$3,577
596	TXFER000999	SVG8000	TOOLS & IMPLEMENTS (EA)	Tools Shop and Garage Equi	YES	\$0	\$0	\$0	8.23%	\$0	\$18
597	TXFER000999	SVG8000	MISCELLANEOUS ITEMS (EA)	Tools Shop and Garage Equi	YES	\$0	\$0	\$0	8.23%	\$0	\$44
598	TXFER000999	SVG8000	TOOLS & IMPLEMENTS (EA)	Tools Shop and Garage Equi	YES	\$0	\$0	\$0	8.23%	\$0	\$33
599	TXFER000999	SVG8000	MACHINE TOOLS (EA)	Tools Shop and Garage Equi	YES	\$0	\$0	\$0	8.23%	\$0	\$25
600	TXFER000999	SVG8000	TOOLS & IMPLEMENTS (EA)	Tools Shop and Garage Equi	YES	\$0	\$0	\$0	8.23%	\$0	\$4
601	TXFER000999	SVG8000	TOOLS & IMPLEMENTS (EA)	Tools Shop and Garage Equi	YES	\$0	\$0	\$0	8.23%	\$0	\$684
602	TXFER000999	SVG8000	MOTORS & ELECTRIC EQUIPMENT (EA)	Tools Shop and Garage Equi	YES	\$0	\$0	\$0	8.23%	\$0	\$145
603	TXFER000999	SVG8000	TOOLS & IMPLEMENTS (EA)	Tools Shop and Garage Equi	YES	\$0	\$0	\$0	8.23%	\$0	\$2,710
604	TXFER000999	SVG8000	GENERATOR	Tools Shop and Garage Equi	YES	\$0	\$0	\$0	8.23%	\$0	\$2,331
605	TXFER000999	SVG8000	TOOLS & IMPLEMENTS (EA)	Tools Shop and Garage Equi	YES	\$0	\$0	\$0	8.23%	\$0	\$119
606	TXFER000999	SVG8000	GENERAL PLANT \$20,000 OR >	Tools Shop and Garage Equi	YES	\$0	\$0	\$0	8.23%	\$0	\$206
607	90000097933	SVG8000	TOOLS & IMPLEMENTS (EA)	Tools Shop and Garage Equi	YES	\$3,446	\$1,566	\$2,506	8.23%	\$206	\$119
608	TXFER000999	SVG8000	TOOLS & IMPLEMENTS (EA)	Tools Shop and Garage Equi	YES	\$1,732	\$828	\$1,280	8.23%	\$105	\$55
609	TXFER000999	SVG8000	MISCELLANEOUS ITEMS (EA)	Tools Shop and Garage Equi	YES	\$56,493	\$27,019	\$41,756	8.23%	\$3,437	\$1,807
610	TXFER000999	SVG8000	MISCELLANEOUS ITEMS (EA)	Tools Shop and Garage Equi	YES	\$1,572	\$752	\$1,162	8.23%	\$96	\$50
611	TXFER000999	SVG8000	MISCELLANEOUS ITEMS (EA)	Tools Shop and Garage Equi	YES	\$3,989	\$1,908	\$2,949	8.23%	\$243	\$128
612	TXFER000999	SVG8000	MISCELLANEOUS ITEMS (EA)	Tools Shop and Garage Equi	YES	\$2,321	\$840	\$1,798	8.23%	\$107	\$56
613	TXFER000999	SVG8000	MISCELLANEOUS ITEMS (EA)	Tools Shop and Garage Equi	YES	\$641	\$307	\$474	8.23%	\$39	\$21
614	TXFER000999	SVG8000	TOOLS & IMPLEMENTS (EA)	Tools Shop and Garage Equi	YES	\$292	\$140	\$216	8.23%	\$18	\$9
615	TXFER000999	SVG8000	TOOLS & IMPLEMENTS (EA)	Tools Shop and Garage Equi	YES	\$35,298,935	\$25,199,995	\$30,249,465	8.23%	\$2,489,531	\$1,683,214
616	TXFER000999	SVG8000	MISCELLANEOUS ITEMS (EA)	Tools Shop and Garage Equi	YES						
617	Total										
618	Check										
619	Difference										

The Narragansett Electric Company db/a National Grid
Service Company Rents
Service Company Capital for Facilities allocated to Operating Companies as Rent Expense
For the Rate Year ended August 31, 2021

Line	Work order	estm	Project Description	Account Description	Test Year Rent	Less IFA Salary & Wage	Total	Amortization Period	Bonus Rate	Bonus Depreciation	Distribution		
											09/01/20	08/31/21	
584	ITXFER00099	SVC8000	TOOLS & IMPLEMENTS (EA)	Tools Shop and Garage Equi	\$0	\$0	\$0	84	0.00%	\$0	\$302	\$313	
585	ITXFER00099	SVC8000	TOOLS & IMPLEMENTS (EA)	Tools Shop and Garage Equi	\$0	\$0	\$0	84	0.00%	\$0	\$8,912	\$9,249	
586	ITXFER00099	SVC8000	TOOLS & IMPLEMENTS (EA)	Tools Shop and Garage Equi	\$0	\$0	\$0	84	0.00%	\$0	\$3,999	\$4,149	
587	ITXFER00099	SVC8000	TOOLS & IMPLEMENTS (EA)	Tools Shop and Garage Equi	\$0	\$1	\$4	84	0.00%	\$0	\$9,536	\$9,910	
588	ITXFER00099	SVC8000	TOOLS & IMPLEMENTS (EA)	Tools Shop and Garage Equi	\$0	\$1	\$4	84	0.00%	\$0	\$8,679	\$9,033	
589	ITXFER00099	SVC8000	TOOLS & IMPLEMENTS (EA)	Tools Shop and Garage Equi	\$0	\$0	\$1	84	0.00%	\$0	\$2,514	\$2,620	
590	ITXFER00099	SVC8000	TOOLS & IMPLEMENTS (EA)	Tools Shop and Garage Equi	\$0	\$1	\$7	84	0.00%	\$0	\$14,194	\$14,798	
591	ITXFER00099	SVC8000	TOOLS & IMPLEMENTS (EA)	Tools Shop and Garage Equi	\$0	\$1	\$5	84	46.14%	\$4,171	\$6,356	\$6,481	
592	ITXFER00099	SVC8000	TOOLS & IMPLEMENTS (EA)	Tools Shop and Garage Equi	\$0	\$3	\$18	84	46.14%	\$37,103	\$55,427	\$56,537	
593	ITXFER00099	SVC8000	TOOLS & IMPLEMENTS (EA)	Tools Shop and Garage Equi	\$0	\$3	\$21	84	46.14%	\$17,294	\$25,835	\$26,333	
594	ITXFER00099	SVC8000	TOOLS & IMPLEMENTS (EA)	Tools Shop and Garage Equi	\$0	\$0	\$2	84	46.14%	\$1,938	\$2,895	\$2,953	
595	ITXFER00099	SVC8000	TOOLS & IMPLEMENTS (EA)	Tools Shop and Garage Equi	\$0	\$0	\$3	84	46.14%	\$2,298	\$3,433	\$3,501	
596	ITXFER00099	SVC8000	TOOLS & IMPLEMENTS (EA)	Tools Shop and Garage Equi	\$0	\$19	\$117	84	46.14%	\$231,111	\$338,334	\$345,252	
597	ITXFER00099	SVC8000	MISCELLANEOUS ITEMS (EA)	Tools Shop and Garage Equi	\$0	\$0	\$0	84	46.14%	\$1,177	\$1,722	\$1,738	
598	ITXFER00099	SVC8000	TOOLS & IMPLEMENTS (EA)	Tools Shop and Garage Equi	\$0	\$0	\$1	84	46.14%	\$2,747	\$3,940	\$4,022	
599	ITXFER00099	SVC8000	MACHINE TOOLS (EA)	Tools Shop and Garage Equi	\$0	\$0	\$1	84	46.14%	\$2,013	\$2,886	\$2,946	
600	ITXFER00099	SVC8000	TOOLS & IMPLEMENTS (EA)	Tools Shop and Garage Equi	\$0	\$0	\$2	84	46.14%	\$1,549	\$2,222	\$2,268	
601	ITXFER00099	SVC8000	TOOLS & IMPLEMENTS (EA)	Tools Shop and Garage Equi	\$0	\$1	\$3	84	46.14%	\$2,443	\$3,504	\$3,577	
602	ITXFER00099	SVC8000	MACHINE TOOLS (EA)	Tools Shop and Garage Equi	\$0	\$1	\$7	84	46.14%	\$11,942	\$16,768	\$17,126	
603	ITXFER00099	SVC8000	MOTORS & ELECTRIC EQUIPMENT (EA)	Tools Shop and Garage Equi	\$0	\$0	\$0	84	46.14%	\$255	\$358	\$366	
604	ITXFER00099	SVC8000	TOOLS & IMPLEMENTS (EA)	Tools Shop and Garage Equi	\$0	\$9	\$57	84	46.14%	\$37,665	\$50,630	\$51,757	
605	ITXFER00099	SVC8000	GENERATOR	Tools Shop and Garage Equi	\$0	\$1	\$5	84	46.14%	\$8,006	\$10,762	\$11,001	
606	ITXFER00099	SVC8000	TOOLS & IMPLEMENTS (EA)	Tools Shop and Garage Equi	\$0	\$36	\$227	84	46.14%	\$143,824	\$189,026	\$193,331	
607	9000007933	SVC8000	GENERAL PLANT \$20,000 OR >	Tools Shop and Garage Equi	\$0	\$27	\$168	84	46.14%	\$123,694	\$162,569	\$166,272	
608	ITXFER00099	SVC8000	TOOLS & IMPLEMENTS (EA)	Tools Shop and Garage Equi	\$71	\$11	\$72	84	46.14%	\$8,673	\$10,879	\$11,139	
609	ITXFER00099	SVC8000	TOOLS & IMPLEMENTS (EA)	Tools Shop and Garage Equi	\$34	\$6	\$35	84	46.14%	\$4,170	\$5,231	\$5,356	
610	ITXFER00099	SVC8000	MISCELLANEOUS ITEMS (EA)	Tools Shop and Garage Equi	\$2,856	\$460	\$2,905	84	46.14%	\$135,995	\$170,595	\$174,665	
611	ITXFER00099	SVC8000	MISCELLANEOUS ITEMS (EA)	Tools Shop and Garage Equi	\$79	\$13	\$81	84	46.14%	\$3,785	\$4,748	\$4,861	
612	ITXFER00099	SVC8000	MISCELLANEOUS ITEMS (EA)	Tools Shop and Garage Equi	\$202	\$32	\$205	84	46.14%	\$9,603	\$12,046	\$12,334	
613	ITXFER00099	SVC8000	MISCELLANEOUS ITEMS (EA)	Tools Shop and Garage Equi	\$89	\$14	\$90	84	46.14%	\$4,229	\$5,305	\$5,431	
614	ITXFER00099	SVC8000	MISCELLANEOUS ITEMS (EA)	Tools Shop and Garage Equi	\$117	\$19	\$119	84	46.14%	\$5,587	\$7,009	\$7,176	
615	ITXFER00099	SVC8000	TOOLS & IMPLEMENTS (EA)	Tools Shop and Garage Equi	\$32	\$5	\$33	84	46.14%	\$1,544	\$1,937	\$1,983	
616	ITXFER00099	SVC8000	MISCELLANEOUS ITEMS (EA)	Tools Shop and Garage Equi	\$15	\$2	\$15	84	46.14%	\$704	\$883	\$904	
617	Total				\$260,837	\$45,070	\$284,869			\$91,716,130	\$369,998,244	\$375,660,867	
618	Check												
619	Difference												

Distribution 284,869

THE NARRAGANSETT ELECTRIC COMPANY
d/b/a NATIONAL GRID
RIPUC Docket Nos. 4770/4780
Compliance Attachment 3
Workpaper 6f
Page 60 of 60

The Narragansett Electric Company db/a National Grid
Service Company Reimbursements
Service Company Capital for Facilities allocated to Operating Companies as Rent Expense
For the Rate Year ended August 31, 2021

8.23%

27.32%

08/31/2021

09/01/2020

27.32%

09/01/2020

08/31/2021

27.32%

09/01/2020

08/31/2021

27.32%

8.23%

Line	Work order	estimation N.	Project Description	Account Description	Average Balance	Cash Tax	09/01/2020 Balance	08/31/2021 Balance	Average Balance	Book Tax	Cash to Book Tax Difference	Return on Account Taxes
584	ITXFER00099	SVG8000	TOOLS & IMPLMENTS (EA)	Tools Shop and Garage Equip	\$308	\$84	\$429	\$429	\$429	\$117	(\$33)	(\$31)
585	ITXFER00099	SVG8000	TOOLS & IMPLMENTS (EA)	Tools Shop and Garage Equip	\$9,080	\$2,481	\$13,116	\$13,116	\$13,116	\$3,583	(\$1,103)	(\$91)
586	ITXFER00099	SVG8000	TOOLS & IMPLMENTS (EA)	Tools Shop and Garage Equip	\$4,074	\$1,113	\$5,885	\$5,885	\$5,885	\$1,608	(\$495)	(\$41)
587	ITXFER00099	SVG8000	TOOLS & IMPLMENTS (EA)	Tools Shop and Garage Equip	\$9,723	\$2,656	\$14,584	\$14,584	\$14,584	\$3,984	(\$1,328)	(\$109)
588	ITXFER00099	SVG8000	TOOLS & IMPLMENTS (EA)	Tools Shop and Garage Equip	\$8,856	\$2,419	\$13,815	\$13,815	\$13,815	\$3,774	(\$1,355)	(\$112)
589	ITXFER00099	SVG8000	TOOLS & IMPLMENTS (EA)	Tools Shop and Garage Equip	\$2,567	\$701	\$4,171	\$4,171	\$4,171	\$1,140	(\$438)	(\$36)
590	ITXFER00099	SVG8000	TOOLS & IMPLMENTS (EA)	Tools Shop and Garage Equip	\$14,496	\$3,960	\$23,557	\$23,557	\$23,557	\$6,436	(\$2,475)	(\$204)
591	ITXFER00099	SVG8000	TOOLS & IMPLMENTS (EA)	Tools Shop and Garage Equip	\$6,418	\$1,753	\$9,040	\$9,040	\$9,040	\$2,470	(\$716)	(\$59)
592	ITXFER00099	SVG8000	TOOLS & IMPLMENTS (EA)	Tools Shop and Garage Equip	\$55,982	\$15,294	\$80,414	\$80,414	\$80,414	\$21,969	(\$6,675)	(\$549)
593	ITXFER00099	SVG8000	TOOLS & IMPLMENTS (EA)	Tools Shop and Garage Equip	\$26,094	\$7,129	\$37,482	\$37,482	\$37,482	\$10,240	(\$3,111)	(\$256)
594	ITXFER00099	SVG8000	TOOLS & IMPLMENTS (EA)	Tools Shop and Garage Equip	\$2,924	\$799	\$4,200	\$4,200	\$4,200	\$1,147	(\$349)	(\$29)
595	ITXFER00099	SVG8000	TOOLS & IMPLMENTS (EA)	Tools Shop and Garage Equip	\$3,467	\$947	\$4,980	\$4,980	\$4,980	\$1,361	(\$413)	(\$34)
596	ITXFER00099	SVG8000	TOOLS & IMPLMENTS (EA)	Tools Shop and Garage Equip	\$41,793	\$93,378	\$500,899	\$500,899	\$500,899	\$136,846	(\$43,468)	(\$3,577)
597	ITXFER00099	SVG8000	MISCELLANEOUS ITEMS (EA)	Tools Shop and Garage Equip	\$1,740	\$475	\$2,550	\$2,550	\$2,550	\$697	(\$221)	(\$18)
598	ITXFER00099	SVG8000	TOOLS & IMPLMENTS (EA)	Tools Shop and Garage Equip	\$5,981	\$1,088	\$5,954	\$5,954	\$5,954	\$1,627	(\$539)	(\$44)
599	ITXFER00099	SVG8000	MACHINE TOOLS (EA)	Tools Shop and Garage Equip	\$2,916	\$797	\$4,362	\$4,362	\$4,362	\$1,192	(\$395)	(\$33)
600	ITXFER00099	SVG8000	TOOLS & IMPLMENTS (EA)	Tools Shop and Garage Equip	\$2,245	\$613	\$3,358	\$3,358	\$3,358	\$917	(\$304)	(\$25)
601	ITXFER00099	SVG8000	TOOLS & IMPLMENTS (EA)	Tools Shop and Garage Equip	\$3,540	\$967	\$5,296	\$5,296	\$5,296	\$1,447	(\$480)	(\$39)
602	ITXFER00099	SVG8000	MACHINE TOOLS (EA)	Tools Shop and Garage Equip	\$1,647	\$460	\$2,583	\$2,583	\$2,583	\$707	(\$244)	(\$20)
603	ITXFER00099	SVG8000	MOTORS & ELECTRIC EQUIPMENT (EA)	Tools Shop and Garage Equip	\$362	\$99	\$553	\$553	\$553	\$151	(\$52)	(\$4)
604	ITXFER00099	SVG8000	TOOLS & IMPLMENTS (EA)	Tools Shop and Garage Equip	\$51,194	\$13,986	\$81,653	\$81,653	\$81,653	\$22,502	(\$8,516)	(\$684)
605	ITXFER00099	SVG8000	GENERATOR	Tools Shop and Garage Equip	\$10,882	\$2,973	\$17,352	\$17,352	\$17,352	\$4,740	(\$1,768)	(\$145)
606	ITXFER00099	SVG8000	TOOLS & IMPLMENTS (EA)	Tools Shop and Garage Equip	\$191,178	\$52,230	\$311,717	\$311,717	\$311,717	\$85,161	(\$32,931)	(\$2,710)
607	9000097933	SVG8000	GENERAL PLANT \$20,000 OR >	Tools Shop and Garage Equip	\$164,421	\$44,920	\$268,088	\$268,088	\$268,088	\$73,242	(\$28,322)	(\$2,331)
608	ITXFER00099	SVG8000	TOOLS & IMPLMENTS (EA)	Tools Shop and Garage Equip	\$11,009	\$3,008	\$15,351	\$15,351	\$15,351	\$4,451	(\$1,443)	(\$119)
609	ITXFER00099	SVG8000	TOOLS & IMPLMENTS (EA)	Tools Shop and Garage Equip	\$5,293	\$1,446	\$7,305	\$7,305	\$7,305	\$2,119	(\$673)	(\$55)
610	ITXFER00099	SVG8000	MISCELLANEOUS ITEMS (EA)	Tools Shop and Garage Equip	\$172,680	\$47,163	\$238,255	\$238,255	\$238,255	\$69,117	(\$21,955)	(\$1,807)
611	ITXFER00099	SVG8000	MISCELLANEOUS ITEMS (EA)	Tools Shop and Garage Equip	\$4,805	\$1,313	\$6,651	\$6,651	\$6,651	\$1,924	(\$611)	(\$50)
612	ITXFER00099	SVG8000	MISCELLANEOUS ITEMS (EA)	Tools Shop and Garage Equip	\$12,190	\$3,330	\$16,824	\$16,824	\$16,824	\$4,881	(\$1,550)	(\$128)
613	ITXFER00099	SVG8000	MISCELLANEOUS ITEMS (EA)	Tools Shop and Garage Equip	\$5,368	\$1,467	\$7,409	\$7,409	\$7,409	\$2,149	(\$683)	(\$56)
614	ITXFER00099	SVG8000	MISCELLANEOUS ITEMS (EA)	Tools Shop and Garage Equip	\$1,092	\$1,938	\$9,788	\$9,788	\$9,788	\$2,840	(\$902)	(\$74)
615	ITXFER00099	SVG8000	TOOLS & IMPLMENTS (EA)	Tools Shop and Garage Equip	\$1,960	\$536	\$2,705	\$2,705	\$2,705	\$785	(\$249)	(\$21)
616	ITXFER00099	SVG8000	MISCELLANEOUS ITEMS (EA)	Tools Shop and Garage Equip	\$893	\$244	\$1,233	\$1,233	\$1,233	\$358	(\$114)	(\$9)
617	Total				\$372,829,556	\$101,857,035	\$442,638,833	\$462,743,338	\$447,691,085	\$121,622,649	(\$20,244,271)	(\$1,666,104)
618	Check											
619	Difference											

COMPLIANCE ATTACHMENT 3

Workpaper 7

Regulatory Assessment Fees

The Narragansett Electric Company d/b/a National Grid
 Regulatory Commission Expenses
 Test Year Ending June 30, 2017

	<u>Description</u>	<u>Date Paid</u>	<u>Electric Amount</u>	<u>Gas Amount</u>	<u>Total</u>
1	FY17 General Assessment - Electric	7/8/2016	\$2,000,000		
2	FY17 General Assessment - Gas	7/8/2016		\$500,000	
3	Pre-Bill	7/8/2016	\$40,000		
4	Pre-Bill	9/30/2016	\$40,000		
5	Pre-Bill	11/1/2016	\$250,000		
6	Electric Assessment from 7/1/16-6/30/17	12/3/2016	\$2,384,621		
7	Gas Assessment from 7/1/16-6/30/17	12/3/2016		\$1,295,704	
8	Pre-Bill	3/6/2017	\$250,000		
9	Pre-Bill	3/6/2017		\$100,000	
10	Pre-Bill	3/29/2017		\$1,958	
11	Total		\$4,964,621	\$1,897,662	\$6,862,283



STATE OF RHODE ISLAND AND PROVIDENCE PLANTATIONS

Division of Public Utilities and Carriers

Kevin M. Lynch
DEPUTY ADMINISTRATOR
89 Jefferson Blvd.
Warwick RI 02888
(401) 941-4500 x117

July 1, 2016

Invoice# G.A. 2017 – NGRID E1

National Grid/Electric
Michael Calviou
Senior Vice President,
U.S. Regulation and Pricing
40 Sylvan Road, W1
Waltham, MA 02451

RE: General Assessment

Dear Mr. Calviou:

In accordance with *Section 39-1-23 of the General Laws of the State of Rhode Island*, an advanced assessment is made for your proportionate share of the FY 2017 Public Utilities Commission ("Commission") and Division of Public Utilities and Carriers ("Division") budget in the amount of **\$2,000,000**.

The assessment is a preliminary calculation and will be adjusted pending our end-of-fiscal year closing.

Please make your remittance of **\$2,000,000** by August 1, 2016 payable to the Rhode Island Division of Public Utilities and Carriers and forward it with a copy of this letter to:

Division of Public Utilities and Carriers
C/O Anthony Manni
89 Jefferson Boulevard
Warwick, RI 02888

Thank you for your attention to this matter.

Sincerely,

A handwritten signature in black ink, appearing to read "Kevin M. Lynch".

Kevin M. Lynch
Deputy Administrator

cc: Thomas F. Ahern, Administrator



STATE OF RHODE ISLAND AND PROVIDENCE PLANTATIONS

Division of Public Utilities and Carriers

Kevin M. Lynch
DEPUTY ADMINISTRATOR
89 Jefferson Blvd.
Warwick RI 02888
(401) 941-4500 x117

July 1, 2016

Invoice# G.A. 2017 -NGRID G1

National Grid/Gas
Michael Calviou
Senior Vice President,
U.S. Regulation and Pricing
40 Sylvan Road, W1
Waltham, MA 02451

RE: General Assessment

Dear Mr. Calviou:

In accordance with *Section 39-1-23 of the General Laws of the State of Rhode Island*, an advanced assessment is made for your proportionate share of the FY 2017 Public Utilities Commission ("Commission") and Division of Public Utilities and Carriers ("Division") budget in the amount of **\$500,000**.

The assessment is a preliminary calculation and will be adjusted pending our end-of-fiscal year closing.

Please make your remittance of **\$500,000** by August 1, 2016 payable to the Rhode Island Division of Public Utilities and Carriers and forward it with a copy of this letter to:

Division of Public Utilities and Carriers
C/O Anthony Manni
89 Jefferson Boulevard
Warwick, RI 02888


Thank you for your attention to this matter.

Sincerely,

A handwritten signature in black ink, appearing to read "Kevin M. Lynch".

Kevin M. Lynch
Deputy Administrator

cc: Thomas F. Ahern, Administrator



STATE OF RHODE ISLAND AND PROVIDENCE PLANTATIONS

ENERGY FACILITY SITING BOARD
89 Jefferson Boulevard
Warwick, Rhode Island 02888
(401) 780-2106

Chairperson Margaret E. Curran
Board Member Janet Coit
Board Member Parag Agrawal

July 1, 2016

National Grid/Electric
Michael Calviou
Senior Vice President
U.S. Regulation and Pricing
40 Sylvan Road, W1
Waltham, MA 02451

RE: Invoice #: EFSB PB-070116

Dear Mr. Calviou:

Rhode Island General Laws §42-98-17 authorizes the Energy Facility Siting Board (Board) to establish reasonable fees for investigations, applications and hearings, and authorizes the Board to bill the applicant prior to the hearing process. Accordingly, you are being pre-billed for expenses amounting to **\$40,000.00** relating to expenses incurred and to be incurred in multiple National Grid Electric EFSB Dockets. Please remit payment in the form of a check made payable to the State of Rhode Island, to the address above, care of Anthony Manni.

Each month, you will receive documentation and a summary of the Board's expenses these funds have been applied to, along with your existing pre-bill balance. If it becomes necessary, another pre-bill invoice will be assessed in the future.

Anthony Manni of the Division of Public Utilities & Carriers is working as the billing agent for the Board, and as such, if you have any questions regarding these invoices, you may contact him directly at 401-784-3058.

Sincerely,

A handwritten signature in black ink, appearing to read "T. A. B.", with a stylized flourish at the end.

Todd Anthony Bianco, Coordinator
RI Energy Facility Siting Board



STATE OF RHODE ISLAND AND PROVIDENCE PLANTATIONS

ENERGY FACILITY SITING BOARD
89 Jefferson Boulevard
Warwick, Rhode Island 02888
(401) 780-2106

Chairperson Margaret E. Curran
Board Member Janet Coit
Board Member Parag Agrawal

September 28, 2016

National Grid/Electric
Michael Calviou
Senior Vice President
U.S. Regulation and Pricing
40 Sylvan Road, W1
Waltham, MA 02451

RE: Invoice #: EFSB PB-092816

Dear Mr. Calviou:

Rhode Island General Laws §42-98-17 authorizes the Energy Facility Siting Board (Board) to establish reasonable fees for investigations, applications and hearings, and authorizes the Board to bill the applicant prior to the hearing process. Accordingly, you are being pre-billed for expenses amounting to **\$40,000.00** relating to expenses incurred and to be incurred in multiple National Grid Electric EFSB Dockets. Please remit payment in the form of a check made payable to the State of Rhode Island, to the address above, care of Anthony Manni.

Each month, you will receive documentation and a summary of the Board's expenses these funds have been applied to, along with your existing pre-bill balance. If it becomes necessary, another pre-bill invoice will be assessed in the future.

Anthony Manni of the Division of Public Utilities & Carriers is working as the billing agent for the Board, and as such, if you have any questions regarding these invoices, you may contact him directly at 401-784-3058.

Sincerely,

A handwritten signature in black ink, appearing to read "T. A. Bianco".

Todd Anthony Bianco, Coordinator
RI Energy Facility Siting Board



STATE OF RHODE ISLAND AND PROVIDENCE PLANTATIONS

Rhode Island Division of
Public Utilities and Carriers
89 Jefferson Blvd.
Warwick RI 02888
(401) 941-4500

October 26, 2016

National Grid/Electric
Michael Calviou
Senior Vice President
U.S. Regulation and Pricing
40 Sylvan Road, W1
Waltham, MA 02451

RE: Invoice #: ELEC PB-102616

Dear Mr. Calviou:

Title 39, Chapter 1, Section 26 of the Rhode Island General Laws allows for the billings of public utility companies by the Division of Public Utilities (Division) for expenses associated with utility filings and Commission or Division initiated investigations. As you are aware, a number of dockets are ongoing dealing with National Grid, primarily the electric division. This includes a number of dockets associated with power procurement, both traditional as well as renewable, procured through competitive procurements as well as through individual negotiation with developers. The Division anticipates incurring expenses on an ongoing basis associated with dockets associated with National Grid, both electric and gas, though we anticipate a higher level of electric division activity.

The Division therefore submits this request for a pre-billing payment of **\$250,000.00** to cover the costs of invoices in hand as well as those anticipated to be received by the Division in the very near future. This will allow us to be able to pay our vendors without undue delay for these proceedings. All invoices charged against this amount will be documented to you so you can be assured of proper crediting of your payments to the Division.

If you have any questions regarding this invoice, please contact Anthony Manni at (401) 784-3058.

Very truly yours,

Kevin M. Lynch
Deputy Administrator

STATE OF RHODE ISLAND AND PROVIDENCE PLANTATIONS
DIVISION OF PUBLIC UTILITIES AND CARRIERS
89 Jefferson Boulevard Warwick, RI 02888
Phone: (401) 941-4500 Fax: (401) 941-9248 Web: www.ripuc.ri.gov

National Grid / Electric Division
40 Sylvan Road W1
Waltham MA 02451
Attention: Mike Calviou

INVOICE NUMBER: 40 INVOICE DATE: December 1, 2016

Total Amount Due by January 1, 2017
*Interest at the rate of 6% per annum may
be added if invoice is not paid by the due
date. (R.I. GL - 39-1-24)*

ASSESSMENT INVOICE

This invoice is in accordance with Section 39-1-23 of the
General Laws of the State of Rhode Island.
For FY2017 - July 1, 2016 to June 30, 2017

Company Name:

National Grid / Electric Division

Assessment Amount Due:

\$2,384,621.33

Breakdown of Assessment Calculation

<u>Item 1</u>	<u>Item 2</u>	<u>Item 3</u>	<u>Item 4</u>	Amount Due By January 1, 2017
Utility Revenue Reported FY2015	Agency Assessment FY2017	Revenues Reported All Utilities	Amount Paid In Advance	
\$1,025,718,008	\$7,966,782	\$1,863,712,086	\$2,000,000	\$2,384,621.33

Steps for calculating the assessment

(Item 1 / Item 3 * Item 2) - Item 4 = Assessment Amount Due

R.I. General Law 39-1-23. Administrative expenses - Assessment against utilities.

The administrator shall aggregate the expenses of the division, including expenses incurred by the attorney general pursuant to 39-1-19, and expenses incurred by the commission for each upcoming fiscal year and shall apportion and assess these expenses among the state's regulated utilities based upon approved budgets .

Please Make Check Payable To:

Rhode Island Division of Public Utilities
Attn: Anthony Manni
89 Jefferson Boulevard
Warwick, Rhode Island 02888

STATE OF RHODE ISLAND AND PROVIDENCE PLANTATIONS
DIVISION OF PUBLIC UTILITIES AND CARRIERS
89 Jefferson Boulevard Warwick, RI 02888
Phone: (401) 941-4500 Fax: (401) 941-9248 Web: www.ripuc.ri.gov

National Grid / Gas Division
40 Sylvan Road W1
Waltham MA 02451
Attention: Mike Calviou

INVOICE NUMBER: 47 INVOICE DATE: December 1, 2016

Total Amount Due by January 1, 2017
*Interest at the rate of 6% per annum may
be added if invoice is not paid by the due
date. (R.I. GL - 39-1-24)*

ASSESSMENT INVOICE				
This invoice is In accordance with Section 39-1-23 of the General Laws of the State of Rhode Island. For FY2017 - July 1, 2016 to June 30, 2017				
<u>Company Name:</u>			<u>Assessment Amount Due:</u>	
National Grid / Gas Division			<u>\$1,295,703.73</u>	
Breakdown of Assessment Calculation				
<u>Item 1</u>	<u>Item 2</u>	<u>Item 3</u>	<u>Item 4</u>	Amount Due By January 1, 2017
Utility Revenue Reported FY2015	Agency Assessment FY2017	Revenues Reported All Utilities	Amount Paid In Advance	
\$420,078,614	\$7,966,782	\$1,863,712,086	\$500,000	\$1,295,703.73
<u>Steps for calculating the assessment</u>				
(Item 1 / Item 3 * Item 2) - Item 4 = Assessment Amount Due				

R.I. General Law 39-1-23. Administrative expenses - Assessment against utilities.

The administrator shall aggregate the expenses of the division, including expenses incurred by the attorney general pursuant to 39-1-19, and expenses incurred by the commission for each upcoming fiscal year and shall apportion and assess these expenses among the state's regulated utilities based upon approved budgets .

Please Make Check Payable To:
Rhode Island Division of Public Utilities
Attn: Anthony Manni
89 Jefferson Boulevard
Warwick, Rhode Island 02888



STATE OF RHODE ISLAND AND PROVIDENCE PLANTATIONS

Rhode Island Division of
Public Utilities and Carriers
89 Jefferson Blvd.
Warwick RI 02888
(401) 941-4500

February 28, 2017

National Grid/Electric
Michael Calviou
Senior Vice President
U.S. Regulation and Pricing
40 Sylvan Road, W1
Waltham, MA 02451

RE: Invoice #: ELEC PB-022817


Dear Mr. Calviou:

Title 39, Chapter 1, Section 26 of the Rhode Island General Laws allows for the billings of public utility companies by the Division of Public Utilities (Division) for expenses associated with utility filings and Commission or Division initiated investigations. As you are aware, a number of dockets are ongoing dealing with National Grid, primarily the electric division. This includes a number of dockets associated with power procurement, both traditional as well as renewable, procured through competitive procurements as well as through individual negotiation with developers. The Division anticipates incurring expenses on an ongoing basis associated with dockets associated with National Grid, both electric and gas, though we anticipate a higher level of electric division activity.

The Division therefore submits this request for a pre-billing payment of **\$250,000.00** to cover the costs of invoices in hand as well as those anticipated to be received by the Division in the very near future. This will allow us to be able to pay our vendors without undue delay for these proceedings. All invoices charged against this amount will be documented to you so you can be assured of proper crediting of your payments to the Division.

If you have any questions regarding this invoice, please contact Anthony Manni at (401) 784-3058.

Very truly yours,



Kevin M. Lynch
Deputy Administrator



STATE OF RHODE ISLAND AND PROVIDENCE PLANTATIONS

Rhode Island Division of
Public Utilities and Carriers
89 Jefferson Blvd.
Warwick RI 02888
(401) 941-4500

February 28, 2017

National Grid/Gas
Michael Calviou
Senior Vice President
U.S. Regulation and Pricing
40 Sylvan Road, W1
Waltham, MA 02451

RE: Invoice #: GAS PB-022817


Dear Mr. Calviou:

Title 39, Chapter 1, Section 26 of the Rhode Island General Laws allows for the billings of public utility companies by the Division of Public Utilities (Division) for expenses associated with utility filings and Commission or Division initiated investigations. As you are aware, a number of dockets are ongoing dealing with National Grid, primarily the electric division. This includes a number of dockets associated with power procurement, both traditional as well as renewable, procured through competitive procurements as well as through individual negotiation with developers. The Division anticipates incurring expenses on an ongoing basis associated with dockets associated with National Grid, both electric and gas, though we anticipate a higher level of electric division activity.

The Division therefore submits this request for a pre-billing payment of **\$100,000.00** to cover the costs of invoices in hand as well as those anticipated to be received by the Division in the very near future. This will allow us to be able to pay our vendors without undue delay for these proceedings. All invoices charged against this amount will be documented to you so you can be assured of proper crediting of your payments to the Division.

If you have any questions regarding this invoice, please contact Anthony Manni at (401) 784-3058.

Very truly yours,



Kevin M. Lynch
Deputy Administrator



STATE OF RHODE ISLAND AND PROVIDENCE PLANTATIONS

Rhode Island Division of
Public Utilities and Carriers
89 Jefferson Blvd.
Warwick RI 02888
(401) 941-4500

National Grid/Gas
Michael Calviou
Senior Vice President
U.S. Regulation and Pricing
40 Sylvan Road, W1
Waltham, MA 02451

February 28, 2017

Dear Mr. Calviou:

Included with this letter are the following invoices:


Invoice #	Amount	Pre-Bill Monies Used	Balance Owed
URC 02/17 - 4634	\$ 17,284.60	\$ (17,284.60)	\$ -
URC 02/17 - 4647	\$ 31,529.02	\$ (31,529.02)	\$ -
URC 02/17 - G4654	\$ 2,222.22	\$ (2,222.22)	\$ -
URC 02/17 - G4684	\$ 2,222.22	\$ (2,222.22)	\$ -
URC 02/17 - GCONS	\$ 127.19	\$ (127.19)	\$ -
		\$ -	\$ -
Total	\$ 53,385.25	\$ (53,385.25)	\$ -
Begin PreBill Balance:	\$ 51,426.55		
Plus: Additional PreBill	\$ -		
Less: Current Invoices:	\$ (53,385.25)		
Remaining PreBill Balance:	\$ (1,958.70)	Balance Owed	

Your pre-bill balance total prior to the above invoices being deducted is \$51,426.55. The invoices listed above will be deducted from the pre-billed amount. The billings exceeded your balance. Please remit the \$1,958.70.

Your credit is now \$0.00. Please remit the balance due of \$1,958.70.

If you have any questions regarding these invoices, please contact Anthony Manni at (401) 784-3058.

Very truly yours,



Kevin M. Lynch
Deputy Administrator

COMPLIANCE ATTACHMENT 3

Workpaper 8

PBOP & Pension

National Grid USA
Estimated Fiscal Year 2017 ASC 715 Expense - Business Unit/Company Code Allocation

Business Unit/Company Code	Service Cost (a)	Interest Cost (b)	Expected Return (c)	Prior Svc Cost Amortization (d)	(Gain)/Loss Amortization (e)	Ongoing Expense (f)	One-time Charges (g)	Total Expense (h)	Total Expense Long Island (i)	Total Expense NY / NE (j)	Total Expense (k)
KeySpan Pension											
1 KeySpan Energy Delivery New York (1)	BUG \$ 10,838,126	\$ 31,343,028	\$ (39,098,139)	\$ 19,107	\$ 35,509,551	\$ 38,610,673	\$	\$ 38,610,673	\$ 225,689	\$ 38,384,974	\$ 38,610,673
2 KeySpan Energy Delivery Long Island (2)	BUII 8,899,486	14,682,393	(18,440,517)	31,303	12,706,872	17,879,522	0	17,879,522	17,042,327	837,195	17,879,522
3 KeySpan Electric Services LLC (3)	ESV 336,061	21,485,390	(26,812,735)	47,176	18,411,618	13,473,510	0	13,473,510	13,065,804	387,706	13,473,510
4 KeySpan Energy Trading Services LLC	TEG 0	228,806	(286,292)	403	218,588	156,585	0	156,585	97,543	59,042	156,585
5 KeySpan Generation LLC (4)	GEN 4,476,228	8,365,620	(10,513,155)	18,457	7,132,277	9,479,427	0	9,479,427	9,479,427	0	9,479,427
7 KeySpan Corporate Services LLC (5)	CSV 23,657,900	76,906,812	(91,331,747)	1,100,882	73,311,723	83,639,370	0	83,639,370	33,173,414	50,465,956	83,639,370
8 KeySpan Utility Services LLC	USV 4,679,263	4,679,263	(5,724,611)	5,305	4,668,123	3,818,176	0	3,818,176	926,927	2,891,249	3,818,176
9 KeySpan Engineering and Survey	KEC 5,319,838	13,876,234	(17,266,549)	30,092	11,858,192	13,815,607	0	13,815,607	13,543,040	272,567	13,815,607
10 KeySpan Energy Management Inc.	KEM 129,104	354,113	(777,245)	175	(138,057)	(431,910)	0	(431,910)	16,076	(447,986)	(431,910)
11 KeySpan Energy Services Inc.	KES 0	43,766	(99,860)	15	(21,888)	(77,967)	0	(77,967)	0	(77,967)	(77,967)
12 KeySpan Energy Solutions Inc.	KSL 0	313,946	(691,733)	160	(123,328)	(500,955)	0	(500,955)	15,346	(516,301)	(500,955)
13 KeySpan Energy Supply LLC	KSP 0	13,535	(28,950)	8	(4,035)	(19,442)	0	(19,442)	1,195	(20,637)	(19,442)
14 KeySpan Communications	KCM 0	167,741	(278,103)	246	(59,917)	(66,199)	0	(66,199)	60,638	(116,837)	(56,199)
15 KeySpan Plumbing & Heating Solutions LLC	KSI 0	83,465	(153,010)	24	(8,157)	(77,678)	0	(77,678)	0	(77,678)	(77,678)
16 KeySpan Plumbing & Heating Solutions LI	PHL 0	87,264	(61,638)	9	46,991	72,626	0	72,626	0	72,626	72,626
17 KeySpan Plumbing & Heating Services Inc	PHV 0	1,102	(2,519)	0	(551)	(1,968)	0	(1,968)	0	(1,968)	(1,968)
18 KeySpan Plumbing Solutions Inc.	PSL 0	911,966	(1,998,255)	427	(363,729)	(1,449,801)	0	(1,449,801)	34,037	(1,483,838)	(1,449,801)
19 KeySpan Home Energy Services NE	KHS 0	46,846	(66,199)	5,040	36,502	22,189	0	22,189	0	22,189	22,189
20 KeySpan Corporate Services LLC (KSI)	KSCSV 0	3,318	(7,652)	1	(1,659)	(5,992)	0	(5,992)	0	(5,992)	(5,992)
22 KeySpan Ravenswood Services Corp	RAV 0	370,624	(274,482)	111	256,770	353,023	0	353,023	29,430	323,593	353,023
24 KeySpan Northeast Ventures	KNEV 0	0	0	0	0	0	0	0	0	0	0
26 Seneca	SEN 0	382	(463)	0	434	333	0	333	0	333	333
27 Boston Gas (6)	BGC 7,298,584	13,342,713	(17,993,575)	1,327,436	10,371,016	14,436,174	0	14,436,174	0	14,436,174	14,436,174
28 Colonial Gas (excluding Transgas)	COL 1,354,010	4,483,870	(5,696,789)	212,698	4,400,137	4,778,927	0	4,778,927	0	4,778,927	4,778,927
29 Transgas	TG 74,868	317,289	(337,699)	11,905	353,742	419,663	0	419,663	0	419,663	419,663
30 Algonquin	ALG 5,118	18,923	(26,750)	2,024	14,748	14,060	0	14,060	0	14,060	14,060
32 EnergyNorth (SERP only)	ENH 0	75,000	0	0	67,000	142,000	0	142,000	0	142,000	142,000
33 Essex Gas	ESX 230,739	1,037,970	(1,284,106)	69,996	936,888	991,447	0	991,447	0	991,447	991,447
34 Total KeySpan Pension	\$ 62,630,000	\$ 193,246,000	\$ (239,172,000)	\$ 2,883,000	\$ 179,895,000	\$ 199,482,000	\$ 0	\$ 199,482,000	\$ 87,730,903	\$ 111,751,097	\$ 199,482,000
37 National Grid Pension											
38 Granite State	41 0	18,246	0	0	17,635	35,881	0	35,881	0	35,881	35,881
39 Mass Electric	5 11,848,079	28,312,945	(36,259,702)	83,903	15,476,244	19,460,869	0	19,460,869	0	19,460,869	19,460,869
40 Nantucket Electric	4 135,759	392,524	(489,243)	769	218,436	258,245	0	258,245	0	258,245	258,245
41 Narragansett Electric	49 4,396,102	11,968,324	(15,331,691)	19,744	6,552,585	7,625,064	0	7,625,064	0	7,625,064	7,625,064
42 NE Power	10 0	6,763,411	(8,464,482)	0	3,754,226	2,053,155	0	2,053,155	0	2,053,155	2,053,155
43 NGLUSCO	99 18,866,221	48,560,684	(54,888,184)	69,206	28,413,021	41,020,948	0	41,020,948	0	41,020,948	41,020,948
44 NE Gas	48 3,247,839	10,259,466	(13,194,698)	149	3,791,853	4,104,609	0	4,104,609	0	4,104,609	4,104,609
45 Total National Grid Pension	\$ 38,494,000	\$ 106,295,000	\$ (128,628,000)	\$ 173,771	\$ 58,224,000	\$ 74,558,771	\$ 0	\$ 74,558,771	\$ 0	\$ 74,558,771	\$ 74,558,771
48 Niagara Mohawk Pension											
49 NGLUSCO	99 4,854,375	6,204,296	(10,632,988)	213,023	5,824,268	6,602,964	0	6,602,964	0	6,602,964	6,602,964
50 Niagara Mohawk	36 24,680,635	65,453,714	(85,104,112)	3,123,160	53,065,732	42,224,219	0	42,224,219	0	42,224,219	42,224,219
51 Total Niagara Mohawk Pension	\$ 29,534,000	\$ 62,358,000	\$ (105,634,000)	\$ 3,336,183	\$ 58,935,000	\$ 46,857,183	\$ 0	\$ 46,857,183	\$ 0	\$ 46,857,183	\$ 46,857,183
52											
53											
54 Grand Total Pension	\$ 130,968,000	\$ 361,899,000	\$ (473,434,000)	\$ 6,392,954	\$ 297,052,000	\$ 322,877,954	\$ 0	\$ 322,877,954	\$ 87,730,903	\$ 111,751,097	\$ 322,877,954

NOTES:
(1) Includes 2% of KeySpan Energy Corporation (KSE) for New York
(2) Includes 21% of KSE for Long Island
(3) Includes 100% of Transmission and Distribution (TND) and 54% of KSE for Long Island
(4) Includes 25% of KSE for Long Island
(5) Includes 1% of KSE for New York and 100% of Conversion (CON) for Long Island
(6) Includes 100% of Headquarters (non-CSV)

Discount rate..... 4.25%
Rate of compression increase..... 3.50%
Health care cost trend rate..... N/A

National Grid USA
Estimated Fiscal Year 2018 ASC 715 Expense - Business Unit/Company Code Allocation

Business Unit/Company Code	Service Cost (a)	Interest Cost (b)	Expected Return (c)	Prior Svc Cost Amortization (d)	(Gain)/Loss Amortization (e)	Ongoing Expense (f)	One-time Charges (g)	Total Expense Long Island (h)	Total Expense NV/NE (i)	Total Expense (k)
KeySpan Pension										
1 KeySpan Energy Delivery New York (1)	\$ 10,396,814	\$ 31,446,317	\$ (42,252,283)	\$ 19,069	\$ 32,713,333	\$ 32,323,250	\$ 0	\$ 144,671	\$ 32,178,579	\$ 32,323,250
2 KeySpan Energy Delivery Long Island (2)	\$ 8,284,061	\$ 15,074,138	\$ (20,209,665)	\$ 31,909	\$ 12,034,905	\$ 15,215,348	\$ 0	\$ 15,215,348	\$ 14,401,541	\$ 15,215,348
3 KeySpan Electric Services LLC (3)	\$ 247,283	\$ 543,967	\$ (237,660)	\$ 46,792	\$ 386,095	\$ 781,020	\$ 0	\$ 781,020	\$ 3,494,741	\$ 781,020
4 KeySpan Energy Trading Services LLC	\$ 0	\$ 177,492	\$ (237,660)	\$ 300	\$ 156,645	\$ 96,777	\$ 0	\$ 96,777	\$ 51,006	\$ 96,777
5 KeySpan Generation LLC (4)	\$ 4,088,255	\$ 8,438,194	\$ (11,307,050)	\$ 18,526	\$ 6,624,737	\$ 7,862,662	\$ 0	\$ 7,862,662	\$ 7,870,943	\$ 7,862,662
6 KeySpan Corporate Services LLC (5)	\$ 22,037,879	\$ 65,885,721	\$ (82,529,660)	\$ 1,370,731	\$ 58,985,468	\$ 65,450,339	\$ 0	\$ 65,450,339	\$ 23,454,507	\$ 65,450,339
7 KeySpan Utility Services LLC	\$ 4,388,118	\$ 7,969,948	\$ (10,047,662)	\$ 5,116	\$ 4,413,082	\$ 2,968,734	\$ 0	\$ 2,968,734	\$ 666,044	\$ 2,968,734
8 KeySpan Engineering and Survey	\$ 4,852,413	\$ 7,969,948	\$ (10,549,022)	\$ 30,178	\$ 6,284,083	\$ 8,607,500	\$ 0	\$ 8,607,500	\$ 9,203,456	\$ 8,607,500
9										
10										
11 KeySpan Energy Management Inc.	\$ 131,281	\$ 435,675	\$ (977,212)	\$ 197	\$ (101,728)	\$ (511,787)	\$ 0	\$ (511,787)	\$ 12,444	\$ (511,787)
12 KeySpan Energy Services Inc.	\$ 0	\$ 40,249	\$ (103,789)	\$ 15	\$ (18,562)	\$ (82,087)	\$ 0	\$ (82,087)	\$ 0	\$ (82,087)
13 KeySpan Energy Solutions Inc.	\$ 0	\$ 317,145	\$ (784,735)	\$ 174	\$ (110,788)	\$ (578,204)	\$ 0	\$ (578,204)	\$ 13,625	\$ (578,204)
14 KeySpan Energy Supply LLC	\$ 0	\$ 2,060	\$ (2,759)	\$ 4	\$ 1,617	\$ 906	\$ 0	\$ 906	\$ 906	\$ 906
15 KeySpan Communications	\$ 0	\$ 154,517	\$ (268,544)	\$ 241	\$ 57,955	\$ (65,831)	\$ 0	\$ (65,831)	\$ 47,114	\$ (65,831)
16 KeySpan Plumbing & Heating Solutions LLC	\$ 0	\$ 86,636	\$ (181,694)	\$ 26	\$ (7,461)	\$ (102,493)	\$ 0	\$ (102,493)	\$ 0	\$ (102,493)
17 KeySpan Plumbing & Heating Solutions PHL	\$ 0	\$ 55,688	\$ 0	\$ 0	\$ 56,846	\$ 112,534	\$ 0	\$ 112,534	\$ 0	\$ 112,534
18 KeySpan Plumbing & Heating Services Inc	\$ 0	\$ 1,084	\$ (2,794)	\$ 0	\$ (500)	\$ (2,210)	\$ 0	\$ (2,210)	\$ 0	\$ (2,210)
19 KeySpan Plumbing Solutions Inc.	\$ 0	\$ 864,335	\$ (2,127,870)	\$ 418	\$ (312,131)	\$ (1,575,248)	\$ 0	\$ (1,575,248)	\$ 25,714	\$ (1,575,248)
20 KeySpan Home Energy Services NE	\$ 0	\$ 57,169	\$ (85,094)	\$ 7,406	\$ 38,784	\$ 18,265	\$ 0	\$ 18,265	\$ 0	\$ 18,265
21 KeySpan Corporate Services LLC (KSI)	\$ 0	\$ 532	\$ (1,533)	\$ 0	\$ (245)	\$ (1,066)	\$ 0	\$ (1,066)	\$ 0	\$ (1,066)
22										
23 KeySpan Ravenswood Services Corp	\$ 0	\$ 399,085	\$ (304,244)	\$ 97	\$ 258,469	\$ 353,407	\$ 0	\$ 353,407	\$ 21,870	\$ 353,407
24										
25 KeySpan Northeast Ventures	\$ 0	\$ 0	\$ 0	\$ 0	\$ 0	\$ 0	\$ 0	\$ 0	\$ 0	\$ 0
26 Seneca	\$ 0	\$ 379	\$ (613)	\$ 0	\$ 395	\$ 261	\$ 0	\$ 261	\$ 0	\$ 261
27										
28 Boston Gas (6)	\$ 7,279,758	\$ 13,710,445	\$ (19,467,978)	\$ 1,648,261	\$ 9,374,016	\$ 12,544,502	\$ 0	\$ 12,544,502	\$ 0	\$ 12,544,502
29 Colonial Gas (excluding Transgas)	\$ 1,389,461	\$ 4,478,764	\$ (6,046,660)	\$ 257,011	\$ 4,031,409	\$ 4,109,985	\$ 0	\$ 4,109,985	\$ 0	\$ 4,109,985
30 Transgas	\$ 51,608	\$ 334,186	\$ (388,653)	\$ 16,118	\$ 351,881	\$ 364,840	\$ 0	\$ 364,840	\$ 0	\$ 364,840
31 Algonquin	\$ 5,190	\$ 20,137	\$ (29,944)	\$ 2,595	\$ 13,569	\$ 11,547	\$ 0	\$ 11,547	\$ 0	\$ 11,547
32 EnergyNorth (SERP only)	\$ 0	\$ 71,000	\$ 0	\$ 0	\$ 71,000	\$ 142,000	\$ 0	\$ 142,000	\$ 0	\$ 142,000
33 Essex Gas	\$ 222,997	\$ 1,021,419	\$ (1,378,329)	\$ 93,816	\$ 824,146	\$ 784,049	\$ 0	\$ 784,049	\$ 0	\$ 784,049
34										
35 Total KeySpan Pension	\$ 58,987,000	\$ 156,204,000	\$ (205,728,000)	\$ 3,549,000	\$ 135,827,000	\$ 148,839,000	\$ 0	\$ 148,839,000	\$ 59,408,782	\$ 148,839,000
National Grid Pension										
37 Granite State	\$ 0	\$ 17,400	\$ 0	\$ 0	\$ 18,239	\$ 35,639	\$ 0	\$ 35,639	\$ 0	\$ 35,639
38 Mass Electric	\$ 11,089,666	\$ 29,022,969	\$ (38,373,960)	\$ 83,903	\$ 13,922,899	\$ 15,745,477	\$ 0	\$ 15,745,477	\$ 0	\$ 15,745,477
39 Nantucket Electric	\$ 143,091	\$ 353,792	\$ (454,069)	\$ 769	\$ 174,246	\$ 217,829	\$ 0	\$ 217,829	\$ 0	\$ 217,829
40 Narragansett Electric	\$ 3,925,052	\$ 12,683,876	\$ (16,750,115)	\$ 19,744	\$ 6,085,400	\$ 5,963,957	\$ 0	\$ 5,963,957	\$ 0	\$ 5,963,957
41 NE Power	\$ 0	\$ 6,792,908	\$ (8,778,780)	\$ 0	\$ 3,325,855	\$ 1,339,993	\$ 0	\$ 1,339,993	\$ 0	\$ 1,339,993
42 NGUSCO	\$ 17,301,929	\$ 49,847,625	\$ (68,071,182)	\$ 63,357	\$ 26,361,892	\$ 35,503,641	\$ 0	\$ 35,503,641	\$ 0	\$ 35,503,641
43 NE Gas	\$ 3,115,262	\$ 9,981,430	\$ (13,249,914)	\$ 149	\$ 3,604,459	\$ 3,451,386	\$ 0	\$ 3,451,386	\$ 0	\$ 3,451,386
44										
45 Total National Grid Pension	\$ 35,575,000	\$ 108,700,000	\$ (135,678,000)	\$ 167,922	\$ 53,493,000	\$ 62,257,922	\$ 0	\$ 62,257,922	\$ 0	\$ 62,257,922
46										
47 Niagara Mohawk Pension										
48 NGUSCO	\$ 4,200,960	\$ 5,807,301	\$ (10,197,253)	\$ 213,023	\$ 4,887,648	\$ 4,911,679	\$ 0	\$ 4,911,679	\$ 0	\$ 4,911,679
49 Niagara Mohawk	\$ 23,812,040	\$ 56,345,699	\$ (98,721,747)	\$ 3,123,160	\$ 47,416,352	\$ 31,975,504	\$ 0	\$ 31,975,504	\$ 0	\$ 31,975,504
50 Total Niagara Mohawk Pension	\$ 28,013,000	\$ 62,153,000	\$ (108,919,000)	\$ 3,336,183	\$ 52,304,000	\$ 36,887,183	\$ 0	\$ 36,887,183	\$ 0	\$ 36,887,183
51										
Grand Total Pension	\$ 122,575,000	\$ 327,057,000	\$ (450,325,000)	\$ 7,053,105	\$ 241,624,000	\$ 247,984,105	\$ 0	\$ 247,984,105	\$ 59,408,782	\$ 247,984,105

NOTES:
(1) Includes 2/3 of KeySpan Energy Corporation (KSE) for New York
(2) Includes 21% of KSE for Long Island
(3) Includes 100% of Transmission and Distribution (TND) and 54% of KSE for Long Island
(4) Includes 25% of KSE for Long Island
(5) Includes 1/3 of KSE for New York and 100% of Conversion (COON) for Long Island
(6) Includes 100% of Headquarters (non-CSV)
Discount rate..... 4.30%
Rate of compensation increase..... 3.50%
Health care cost trend rate..... N/A

National Grid USA
Estimated Fiscal Year 2019 ASC 715 Expense - Business Unit/Company Code Allocation

Business Unit/Company Code	(a) Service Cost	(b) Interest Cost	(c) Expected Return	(d) Prior Svc Cost Amortization	(e) Gain/Loss Amortization	(f) Ongoing Expense	(g) One-time Charges	(h) Total Expense	(i) Total Expense Long Island	(j) Total Expense NY / NE	(k) Total Expense
KeySpan Pension											
1 BUG	\$ 10,043,000	\$ 31,653,298	\$ (44,285,239)	\$ 19,069	\$ 28,088,770	\$ 25,518,858	\$	\$ 25,518,858	\$ 118,130	\$ 25,400,728	\$ 25,518,858
2 KeySpan Energy Delivery New York (1)	\$ 7,042,308	\$ 15,115,960	\$ (20,975,229)	\$ 31,909	\$ 10,700,677	\$ 12,575,529	\$	\$ 12,575,529	\$ 11,956,429	\$ 619,100	\$ 12,575,529
3 KeySpan Energy Delivery Long Island (2)	\$ 230,417	\$ 973,520	\$ (1,097,118)	\$ 46,792	\$ 693,470	\$ 837,081	\$	\$ 837,081	\$ 7,149,377	\$ (6,312,296)	\$ 687,081
4 KeySpan Electric Services LLC (3)											
3 TEG		\$ 178,347	\$ (247,665)	\$ 300	\$ 137,303	\$ 68,345	\$	\$ 68,345	\$ 37,630	\$ 30,706	\$ 68,345
5 KeySpan Energy Trading Services LLC											
5 GEN	\$ 3,795,707	\$ 8,459,261	\$ (11,178,286)	\$ 18,526	\$ 5,904,751	\$ 6,449,959	\$	\$ 6,449,959	\$ 6,468,561	\$ (18,602)	\$ 6,449,959
6 KeySpan Corporate Services LLC (5)											
6 CSV	\$ 20,937,340	\$ 66,278,570	\$ (86,520,097)	\$ 1,370,731	\$ 51,415,106	\$ 53,481,650	\$	\$ 53,481,650	\$ 21,664,258	\$ 31,817,392	\$ 53,481,650
7 KeySpan Utility Services LLC											
7 USV	\$ 4,619,508	\$ 4,619,508	\$ (6,317,505)	\$ 5,116	\$ 3,829,935	\$ 2,137,054	\$	\$ 2,137,054	\$ 473,395	\$ 1,663,659	\$ 2,137,054
8 KeySpan Engineering and Survey											
8 KEC	\$ 4,508,349	\$ 18,333,119	\$ (11,129,348)	\$ 30,178	\$ 5,689,894	\$ 7,232,192	\$	\$ 7,232,192	\$ 8,936,429	\$ (1,704,237)	\$ 7,232,192
10 KeySpan Energy Management Inc.											
11 KEM	\$ 126,843	\$ 436,861	\$ (1,023,879)	\$ 197	\$ (84,468)	\$ (544,446)	\$	\$ (544,446)	\$ 8,784	\$ (553,230)	\$ (544,446)
12 KeySpan Energy Services Inc.											
12 KES	\$ 40,523	\$ 108,789	\$ (1,087,789)	\$ 15	\$ (15,931)	\$ (84,182)	\$	\$ (84,182)	\$	\$ (84,182)	\$ (84,182)
13 KeySpan Energy Solutions Inc.											
13 KSL	\$ 319,164	\$ 822,127	\$ (1,097,118)	\$ 174	\$ (84,343)	\$ (597,132)	\$	\$ (597,132)	\$ 10,077	\$ (607,209)	\$ (597,132)
14 KeySpan Energy Supply LLC											
14 KSP	\$ 2,065	\$ 2,065	\$ (2,878)	\$ 4	\$ 1,441	\$ 632	\$	\$ 632	\$	\$	\$ 632
15 KeySpan Communications											
15 KCM	\$ 155,098	\$ 155,098	\$ (279,957)	\$ 241	\$ 52,436	\$ (72,192)	\$	\$ (72,192)	\$ 33,406	\$ (105,598)	\$ (72,192)
16 KeySpan Services Inc.											
16 KSI	\$ 86,616	\$ 86,616	\$ (190,447)	\$ 26	\$ (5,207)	\$ (109,012)	\$	\$ (109,012)	\$	\$ (109,012)	\$ (109,012)
17 KeySpan Plumbing & Heating Solutions LLC											
17 PHV	\$ 53,947	\$ 53,947	\$ (2,929)	\$ 0	\$ 51,498	\$ 105,445	\$	\$ 105,445	\$	\$ 105,445	\$ 105,445
18 KeySpan Plumbing & Heating Services Inc											
18 PHV	\$ 1,091	\$ 1,091	\$ (2,929)	\$ 0	\$ (429)	\$ (2,267)	\$	\$ (2,267)	\$	\$ (2,267)	\$ (2,267)
19 KeySpan Plumbing Solutions Inc.											
19 PSL	\$ 869,544	\$ 869,544	\$ (2,229,542)	\$ 418	\$ (265,896)	\$ (1,625,476)	\$	\$ (1,625,476)	\$ 18,241	\$ (1,643,717)	\$ (1,625,476)
20 KeySpan Home Energy Services NE											
20 KHS	\$ 57,558	\$ 57,558	\$ (89,153)	\$ 7,406	\$ 33,287	\$ 9,058	\$	\$ 9,058	\$	\$ 9,058	\$ 9,058
21 KeySpan Corporate Services LLC (KSII)											
21 KSCSV	\$ 536	\$ 536	\$ (1,418)	\$ 0	\$ (210)	\$ (1,092)	\$	\$ (1,092)	\$	\$ (1,092)	\$ (1,092)
22 KeySpan Ravenswood Services Corp											
22 RAV	\$ 401,566	\$ 401,566	\$ (318,257)	\$ 97	\$ 223,006	\$ 306,412	\$	\$ 306,412	\$ 15,972	\$ 290,440	\$ 306,412
24 KeySpan Northeast Ventures											
24 KNEV	\$ 382	\$ 382	\$ (538)	\$ 0	\$ 0	\$ 183	\$	\$ 183	\$	\$ 183	\$ 183
26 Seneca											
27 BGC	\$ 7,033,297	\$ 13,783,029	\$ (20,405,791)	\$ 1,648,261	\$ 8,959,917	\$ 10,118,713	\$	\$ 10,118,713	\$	\$ 10,118,713	\$ 10,118,713
28 Colonial Gas (6)											
28 COL	\$ 1,342,416	\$ 4,183,263	\$ (6,337,840)	\$ 257,011	\$ 3,665,578	\$ 3,241,326	\$	\$ 3,241,326	\$	\$ 3,241,326	\$ 3,241,326
29 Colonial Gas (excluding Transgas)											
29 TCG	\$ 49,865	\$ 333,691	\$ (407,600)	\$ 16,118	\$ 308,058	\$ 300,028	\$	\$ 300,028	\$	\$ 300,028	\$ 300,028
30 Narragansett Electric											
30 AEG	\$ 5,015	\$ 20,273	\$ (31,383)	\$ 2,595	\$ 11,642	\$ 8,139	\$	\$ 8,139	\$	\$ 8,139	\$ 8,139
31 Narragansett Electric											
31 ENH	\$ 68,760	\$ 68,760	\$ (1,444,728)	\$ 93,816	\$ 709,008	\$ 601,095	\$	\$ 601,095	\$	\$ 601,095	\$ 601,095
32 Essex Gas											
32 ESX	\$ 215,447	\$ 1,027,550	\$ (1,444,728)	\$ 93,816	\$ 709,008	\$ 601,095	\$	\$ 601,095	\$	\$ 601,095	\$ 601,095
33 Total KeySpan Pension	\$ 55,990,000	\$ 157,563,000	\$ (215,998,000)	\$ 3,549,000	\$ 118,985,000	\$ 120,089,000	\$	\$ 120,089,000	\$ 56,891,330	\$ 63,197,670	\$ 120,089,000
36 National Grid Pension											
37 Granite State	\$ 16,530	\$ 16,530	\$ 0	\$ 0	\$ 17,062	\$ 33,592	\$	\$ 33,592	\$	\$ 33,592	\$ 33,592
38 Mass Electric	\$ 10,287,008	\$ 29,287,826	\$ (39,860,237)	\$ 83,903	\$ 12,386,074	\$ 12,184,574	\$	\$ 12,184,574	\$	\$ 12,184,574	\$ 12,184,574
39 Nantucket Electric	\$ 132,734	\$ 356,962	\$ (471,656)	\$ 769	\$ 154,633	\$ 173,462	\$	\$ 173,462	\$	\$ 173,462	\$ 173,462
40 Narragansett Electric	\$ 3,640,861	\$ 12,789,665	\$ (17,398,870)	\$ 19,744	\$ 5,412,516	\$ 4,474,036	\$	\$ 4,474,036	\$	\$ 4,474,036	\$ 4,474,036
41 Narragansett Electric											
42 NE Power	\$ 6,854,521	\$ 6,854,521	\$ (9,118,794)	\$ 58,995	\$ 2,952,698	\$ 688,425	\$	\$ 688,425	\$	\$ 688,425	\$ 688,425
43 NGLUSCO	\$ 16,079,514	\$ 50,161,763	\$ (60,320,341)	\$ 58,995	\$ 23,342,684	\$ 29,322,615	\$	\$ 29,322,615	\$	\$ 29,322,615	\$ 29,322,615
44 NE Gas	\$ 2,889,783	\$ 10,074,693	\$ (13,763,102)	\$ 149	\$ 3,535,333	\$ 2,736,856	\$	\$ 2,736,856	\$	\$ 2,736,856	\$ 2,736,856
45 Total National Grid Pension	\$ 33,030,000	\$ 109,552,000	\$ (140,933,000)	\$ 163,560	\$ 47,801,000	\$ 49,613,560	\$	\$ 49,613,560	\$	\$ 49,613,560	\$ 49,613,560
47 Niagara Mohawk Pension											
48 NGLUSCO	\$ 4,095,535	\$ 5,508,926	\$ (10,110,465)	\$ 193,156	\$ 5,933,946	\$ 5,021,098	\$	\$ 5,021,098	\$	\$ 5,021,098	\$ 5,021,098
49 NGLUSCO	\$ 23,214,465	\$ 53,448,074	\$ (97,881,535)	\$ 2,831,882	\$ 51,729,054	\$ 33,344,940	\$	\$ 33,344,940	\$	\$ 33,344,940	\$ 33,344,940
50 Niagara Mohawk											
51 Total Niagara Mohawk Pension	\$ 27,310,000	\$ 59,957,000	\$ (107,992,000)	\$ 3,025,038	\$ 57,066,000	\$ 38,366,038	\$	\$ 38,366,038	\$	\$ 38,366,038	\$ 38,366,038
Grand Total Pension	\$ 116,330,000	\$ 326,072,000	\$ (464,923,000)	\$ 6,737,598	\$ 223,852,000	\$ 208,069,598	\$	\$ 208,069,598	\$ 56,891,330	\$ 63,197,670	\$ 208,069,598

NOTES:
 (1) Includes 2/3 of KeySpan Energy Corporation (KSE) for New York
 (2) Includes 21% of KSE for Long Island
 (3) Includes 100% of Transmission Distribution (TND) and 54% of KSE for Long Island
 (4) Includes 28% of KSE for Long Island
 (5) Includes 7/3 of KSE for New York and 100% of Conversion (CON) for Long Island
 (6) Includes 100% of Headquarters (non-CSY)
 Discount rate..... 4.30%
 Rate of depreciation increase..... 3.50%
 Health care cost trend rate..... N/A

National Grid USA
Estimated Fiscal Year 2020 ASC 715 Expense - Business Unit/Company Code Allocation

Business Unit/Company Code	Service Cost	Interest Cost	Expected Return	Prior Svc Cost Amortization	(Gain)/Loss Amortization	Ongoing Expense	One-time Charges	Total Expense Long Island	Total Expense NY / NE	Total Expense
	(a)	(b)	(c)	(d)	(e)	(f)	(g)	(h)	(i)	(k)
KeySpan Pension										
1 KeySpan Energy Delivery New York (1)	\$ 9,461,357	\$ 31,791,256	\$ (45,695,838)	\$ 19,069	\$ 16,789,004	\$ 12,364,848	\$ 0	\$ 12,364,848	\$ 12,303,377	\$ 12,364,848
2 KeySpan Energy Delivery Long Island (2)	\$ 7,126,684	\$ 15,127,577	\$ (21,505,521)	\$ 31,909	\$ 6,365,590	\$ 7,146,239	\$ 0	\$ 7,146,239	\$ 6,820,197	\$ 7,146,239
3 KeySpan Electric Services LLC (3)	\$ 213,829	\$ 1,354,392	\$ (1,653,993)	\$ 46,792	\$ 577,574	\$ 518,594	\$ 0	\$ 518,594	\$ 1,379,092	\$ (860,498)
4 KeySpan Energy Trading Services LLC	\$ 3,598,589	\$ 178,817	\$ (254,778)	\$ 300	\$ 81,857	\$ 6,296	\$ 0	\$ 6,296	\$ 877	\$ 6,296
5 KeySpan Generation LLC (4)	\$ 0	\$ 8,463,705	\$ (12,019,932)	\$ 18,526	\$ 3,511,670	\$ 3,483,568	\$ 0	\$ 3,483,568	\$ 3,486,370	\$ (2,802)
6 KeySpan Corporate Services LLC (5)	\$ 19,581,980	\$ 66,506,023	\$ (89,346,820)	\$ 1,370,731	\$ 32,106,602	\$ 30,218,516	\$ 0	\$ 30,218,516	\$ 10,279,246	\$ 19,939,270
7 KeySpan Utility Services LLC	\$ 0	\$ 4,631,320	\$ (6,504,688)	\$ 5,116	\$ 2,307,100	\$ 438,848	\$ 0	\$ 438,848	\$ 7,406	\$ 438,848
8 KeySpan Engineering and Survey	\$ 4,170,071	\$ 8,241,060	\$ (11,560,031)	\$ 30,178	\$ 3,447,672	\$ 4,328,950	\$ 0	\$ 4,328,950	\$ 4,491,742	\$ (162,792)
9 KeySpan Energy Management Inc.	\$ 19,526	\$ 437,193	\$ (1,056,258)	\$ 197	\$ (38,439)	\$ (537,781)	\$ 0	\$ (537,781)	\$ (77)	\$ (537,709)
10 KeySpan Energy Services Inc.	\$ 0	\$ 40,708	\$ (112,268)	\$ 15	\$ (9,496)	\$ (81,031)	\$ 0	\$ (81,031)	\$ 0	\$ (81,031)
11 KeySpan Energy Solutions Inc.	\$ 0	\$ 320,490	\$ (848,669)	\$ 174	\$ (56,164)	\$ (583,569)	\$ 0	\$ (583,569)	\$ 1,147	\$ (584,716)
12 KeySpan Energy Supply LLC	\$ 0	\$ 2,062	\$ (2,949)	\$ 24	\$ 857	\$ (72)	\$ 0	\$ (72)	\$ (2)	\$ (74)
13 KeySpan Communications	\$ 0	\$ 455,243	\$ (282,557)	\$ 24	\$ 31,332	\$ (100,449)	\$ 0	\$ (100,449)	\$ 559	\$ (101,508)
14 KeySpan Services Inc.	\$ 0	\$ 55,442	\$ (186,520)	\$ 26	\$ 3,633	\$ (108,419)	\$ 0	\$ (108,419)	\$ 0	\$ (108,419)
15 KeySpan Plumbing & Heating Solutions LLC	\$ 0	\$ 52,214	\$ 0	\$ 0	\$ 49,953	\$ 98,167	\$ 0	\$ 98,167	\$ 0	\$ 98,167
16 KeySpan Plumbing & Heating Solutions Inc.	\$ 0	\$ 1,986	\$ (3,022)	\$ 0	\$ (260)	\$ (2,162)	\$ 0	\$ (2,162)	\$ 0	\$ (2,162)
17 KeySpan Energy Services LLC	\$ 0	\$ 872,856	\$ (2,300,094)	\$ 418	\$ (155,513)	\$ (1,582,293)	\$ 0	\$ (1,582,293)	\$ 388	\$ (1,582,681)
18 KeySpan Home Energy Services NE	\$ 0	\$ 57,821	\$ (92,037)	\$ 7,406	\$ 19,842	\$ (6,968)	\$ 0	\$ (6,968)	\$ 0	\$ (6,968)
19 KeySpan Home Energy Services NE	\$ 0	\$ 538	\$ (1,463)	\$ 0	\$ (125)	\$ (1,050)	\$ 0	\$ (1,050)	\$ 0	\$ (1,050)
20 KeySpan Corporate Services LLC (KSI)	\$ 0	\$ 403,179	\$ (327,975)	\$ 97	\$ 133,155	\$ 208,456	\$ 0	\$ 208,456	\$ 2,020	\$ 208,456
21 KeySpan Ravenswood Services Corp.	\$ 0	\$ 0	\$ 0	\$ 0	\$ 0	\$ 0	\$ 0	\$ 0	\$ 0	\$ 0
22 KeySpan Northeast Ventures	\$ 0	\$ 384	\$ (655)	\$ 0	\$ 202	\$ 31	\$ 0	\$ 31	\$ 0	\$ 31
23 Seneca	\$ 0	\$ 0	\$ 0	\$ 0	\$ 0	\$ 0	\$ 0	\$ 0	\$ 0	\$ 0
24 KeySpan Northeast Ventures	\$ 0	\$ 0	\$ 0	\$ 0	\$ 0	\$ 0	\$ 0	\$ 0	\$ 0	\$ 0
25 KeySpan Northeast Ventures	\$ 0	\$ 0	\$ 0	\$ 0	\$ 0	\$ 0	\$ 0	\$ 0	\$ 0	\$ 0
26 Seneca	\$ 0	\$ 0	\$ 0	\$ 0	\$ 0	\$ 0	\$ 0	\$ 0	\$ 0	\$ 0
27 KeySpan Northeast Ventures	\$ 0	\$ 0	\$ 0	\$ 0	\$ 0	\$ 0	\$ 0	\$ 0	\$ 0	\$ 0
28 KeySpan Northeast Ventures	\$ 0	\$ 0	\$ 0	\$ 0	\$ 0	\$ 0	\$ 0	\$ 0	\$ 0	\$ 0
29 Colonial Gas (excluding Transgas)	\$ 6,626,503	\$ 13,826,611	\$ (21,056,515)	\$ 1,648,261	\$ 4,896,750	\$ 5,931,610	\$ 0	\$ 5,931,610	\$ 0	\$ 5,931,610
30 Colonial Gas (excluding Transgas)	\$ 1,264,762	\$ 4,498,957	\$ (6,540,052)	\$ 257,011	\$ 2,228,073	\$ 1,708,651	\$ 0	\$ 1,708,651	\$ 0	\$ 1,708,651
31 Transgas	\$ 46,977	\$ 332,610	\$ (420,691)	\$ 16,118	\$ 217,716	\$ 192,730	\$ 0	\$ 192,730	\$ 0	\$ 192,730
32 Algonquin	\$ 4,728	\$ 20,364	\$ (32,387)	\$ 2,595	\$ 6,919	\$ 2,219	\$ 0	\$ 2,219	\$ 0	\$ 2,219
33 EnergyNorth (SERP only)	\$ 202,984	\$ 1,031,476	\$ (1,490,797)	\$ 93,816	\$ 432,097	\$ 269,576	\$ 0	\$ 269,576	\$ 0	\$ 269,576
34 Essex Gas	\$ 0	\$ 0	\$ 0	\$ 0	\$ 0	\$ 0	\$ 0	\$ 0	\$ 0	\$ 0
35 Total KeySpan Pension	\$ 52,329,000	\$ 158,481,000	\$ (223,311,000)	\$ 3,549,000	\$ 72,991,000	\$ 64,039,000	\$ 0	\$ 64,039,000	\$ 26,530,421	\$ 37,508,579
36 National Grid Pension	\$ 0	\$ 0	\$ 0	\$ 0	\$ 0	\$ 0	\$ 0	\$ 0	\$ 0	\$ 0
37 Granite State	\$ 0	\$ 15,688	\$ 0	\$ 0	\$ 15,984	\$ 31,672	\$ 0	\$ 31,672	\$ 0	\$ 31,672
38 Mass Electric	\$ 9,796,798	\$ 29,482,961	\$ (40,841,378)	\$ 83,903	\$ 11,248,863	\$ 9,771,147	\$ 0	\$ 9,771,147	\$ 0	\$ 9,771,147
39 Nantucket Electric	\$ 126,409	\$ 359,343	\$ (483,266)	\$ 769	\$ 139,969	\$ 143,224	\$ 0	\$ 143,224	\$ 0	\$ 143,224
40 Narragansett Electric	\$ 3,467,457	\$ 12,865,092	\$ (17,827,135)	\$ 15,043	\$ 4,914,429	\$ 3,454,886	\$ 0	\$ 3,454,886	\$ 0	\$ 3,454,886
41 NE Power	\$ 0	\$ 6,899,906	\$ (9,343,249)	\$ 0	\$ 2,674,152	\$ 230,809	\$ 0	\$ 230,809	\$ 0	\$ 230,809
42 NGUSCO	\$ 15,328,261	\$ 50,367,176	\$ (61,805,097)	\$ 41,569	\$ 21,051,314	\$ 24,983,223	\$ 0	\$ 24,983,223	\$ 0	\$ 24,983,223
43 NE Gas	\$ 2,752,075	\$ 10,143,834	\$ (14,101,875)	\$ 149	\$ 3,514,289	\$ 2,308,472	\$ 0	\$ 2,308,472	\$ 0	\$ 2,308,472
44 NE Gas	\$ 0	\$ 0	\$ 0	\$ 0	\$ 0	\$ 0	\$ 0	\$ 0	\$ 0	\$ 0
45 Total National Grid Pension	\$ 31,477,000	\$ 110,154,000	\$ (144,402,000)	\$ 141,433	\$ 43,559,000	\$ 40,923,433	\$ 0	\$ 40,923,433	\$ 0	\$ 40,923,433
46 Niagara Mohawk Pension	\$ 0	\$ 0	\$ 0	\$ 0	\$ 0	\$ 0	\$ 0	\$ 0	\$ 0	\$ 0
47 Niagara Mohawk Pension	\$ 3,997,908	\$ 5,232,460	\$ (9,972,091)	\$ 107,181	\$ 3,273,786	\$ 2,639,244	\$ 0	\$ 2,639,244	\$ 0	\$ 2,639,244
48 NGUSCO	\$ 22,861,092	\$ 50,762,540	\$ (96,541,391)	\$ 1,571,399	\$ 31,782,214	\$ 10,235,336	\$ 0	\$ 10,235,336	\$ 0	\$ 10,235,336
49 Niagara Mohawk	\$ 26,659,000	\$ 55,955,000	\$ (106,514,000)	\$ 1,678,580	\$ 35,056,000	\$ 12,874,580	\$ 0	\$ 12,874,580	\$ 0	\$ 12,874,580
50 Total Niagara Mohawk Pension	\$ 110,459,000	\$ 324,630,000	\$ (474,227,000)	\$ 5,369,013	\$ 151,606,000	\$ 117,837,013	\$ 0	\$ 117,837,013	\$ 26,530,421	\$ 37,508,579
51 Grand Total Pension	\$ 110,459,000	\$ 324,630,000	\$ (474,227,000)	\$ 5,369,013	\$ 151,606,000	\$ 117,837,013	\$ 0	\$ 117,837,013	\$ 26,530,421	\$ 37,508,579

NOTES:
 (1) Includes 2/3 of KeySpan Energy Corporation (KSE) for New York
 (2) Includes 21% of KSE for Long Island
 (3) Includes 100% of Transmission and Distribution (TND) and 54% of KSE for Long Island
 (4) Includes 25% of KSE for Long Island
 (5) Includes 1/3 of KSE for New York and 100% of Conversion (CON) for Long Island
 (6) Includes 100% of Headquarters (non-CSV)

Discount rate..... 4.30%
 Rate of compensation increase..... 3.50%
 Health care cost trend rate..... N/A

National Grid USA
Estimated Fiscal Year 2021 ASC 715 Expense - Business Unit/Company Code Allocation

Business Unit/Company Code	Service Cost (a)	Interest Cost (b)	Expected Return (c)	Prior Svc Cost Amortization (d)	(Gain)/Loss Amortization (e)	Ongoing Expense (f)	One-time Charges (g)	Total Expense Long Island (h)	Total Expense NY/NE (i)	Total Expense (j)
KeySpan Pension										
1 KeySpan Energy Delivery New York (1)	\$ 9,056,876	\$ 31,160,840	\$ (46,690,819)	\$ 15,686	\$ 16,740,045	\$ 10,151,639	0	\$ (10,151,639)	\$ 10,103,668	\$ 10,151,639
2 KeySpan Energy Delivery Long Island (2)	6,554,178	15,109,792	(21,854,060)	21,822	5,990,265	5,840,091	0	\$ 5,840,091	\$ 5,565,762	\$ 5,840,091
3 KeySpan Electric Services LLC (3)	197,869	1,652,252	(2,158,638)	46,755	666,636	466,894	0	\$ 466,894	\$ 243,446	\$ 466,894
4 KeySpan Energy Trading Services LLC	0	0	0	283	78,103	(1,157)	0	\$ (1,157)	\$ (4,949)	\$ (1,157)
5 KeySpan Generation LLC (4)	3,235,007	8,451,333	(12,210,474)	18,926	3,265,164	2,789,558	0	\$ 2,789,558	\$ 2,789,552	\$ 2,789,558
6 KeySpan Corporate Services LLC (5)	17,449,040	66,568,445	(91,363,939)	1,136,825	30,797,889	24,588,800	0	\$ 24,588,800	\$ 7,691,492	\$ 24,588,800
7 KeySpan Utility Services LLC	0	4,632,580	(6,634,117)	4,779	2,257,113	260,355	0	\$ 260,355	\$ (65,830)	\$ 260,355
8 KeySpan Engineering and Survey	3,840,116	8,320,875	(11,881,637)	30,167	3,270,571	3,580,072	0	\$ 3,580,072	\$ 3,452,174	\$ 3,580,072
9 KeySpan Energy Management Inc.	103,578	436,651	(1,079,054)	172	(46,081)	(584,834)	0	\$ (584,834)	\$ (1,458)	\$ (584,834)
10 KeySpan Energy Services Inc.	0	40,792	(114,066)	12	(9,508)	(83,410)	0	\$ (83,410)	\$ (83,410)	\$ (83,410)
11 KeySpan Energy Solutions Inc.	0	321,037	(666,322)	154	(57,029)	(602,160)	0	\$ (602,160)	\$ (30,7)	\$ (601,853)
12 KeySpan Energy Supply LLC	0	2,063	(2,959)	4	804	(1,241)	0	\$ (1,241)	\$ (1,241)	\$ (1,241)
13 KeySpan Communications	0	155,270	(293,259)	238	28,573	(109,178)	0	\$ (109,178)	\$ (4,689)	\$ (104,489)
14 KeySpan Communications	0	86,989	(200,805)	21	(2,361)	(114,931)	0	\$ (114,931)	\$ (114,931)	\$ (114,931)
15 KeySpan Plumbing & Heating Solutions LLC	0	50,473	(108,473)	0	37,269	87,712	0	\$ 87,712	\$ 87,712	\$ 87,712
16 KeySpan Plumbing & Heating Solutions Inc.	0	1,098	(3,088)	0	(2,666)	(2,246)	0	\$ (2,246)	\$ (2,246)	\$ (2,246)
17 KeySpan Plumbing & Heating Services Inc.	0	874,116	(2,349,753)	365	(158,936)	(1,634,208)	0	\$ (1,634,208)	\$ (2,433)	\$ (1,634,208)
18 KeySpan Home Energy Services NE	0	57,941	(94,044)	6,067	19,867	(10,169)	0	\$ (10,169)	\$ (10,169)	\$ (10,169)
19 KeySpan Corporate Services LLC (KSI)	0	539	(1,495)	0	(1,291)	(1,081)	0	\$ (1,081)	\$ 0	\$ (1,081)
20 KeySpan Ravenswood Services Corp	0	403,817	(3,347,752)	97	132,030	201,192	0	\$ 201,192	\$ (325)	\$ 201,517
21 KeySpan Northeast Ventures	0	0	0	0	0	0	0	\$ 0	\$ 0	\$ 0
22 Seneca	0	385	(567)	0	202	20	0	\$ 20	\$ 20	\$ 20
23 Boston Gas (6)	5,738,519	13,837,101	(21,515,649)	1,350,281	4,845,711	4,255,963	0	\$ 4,255,963	\$ 0	\$ 4,255,963
24 Colonial Gas (excluding Transgas)	1,095,236	4,494,213	(6,682,657)	210,947	2,144,822	1,262,161	0	\$ 1,262,161	\$ 0	\$ 1,262,161
25 Transgas	40,689	330,973	(429,664)	13,204	196,935	153,288	0	\$ 153,288	\$ 0	\$ 153,288
26 Algonquin	4,105	20,405	(33,093)	2,126	6,940	483	0	\$ 483	\$ 0	\$ 483
27 EnergyNorth (SERP only)	0	64,350	(108,473)	0	46,511	110,861	0	\$ 110,861	\$ 0	\$ 110,861
28 Essex Gas	175,776	1,032,891	(1,523,304)	76,856	427,211	189,430	0	\$ 189,430	\$ 0	\$ 189,430
Total KeySpan Pension	\$ 46,630,000	\$ 158,974,000	(\$ 228,578,000)	\$ 2,945,000	\$ 70,764,000	\$ 50,735,000	\$ 0	\$ 50,735,000	\$ 19,711,922	\$ 31,023,078
National Grid Pension										
37 Granite State	0	14,846	0	0	14,996	29,842	0	\$ 29,842	\$ 0	\$ 29,842
38 Mass Electric	9,283,766	29,615,765	(41,467,666)	5,127	10,552,484	7,989,586	0	\$ 7,989,586	\$ 0	\$ 7,989,586
39 Nantucket Electric	119,789	960,925	(490,679)	165	130,691	120,895	0	\$ 120,895	\$ 0	\$ 120,895
40 Narragansett Electric	3,285,875	12,943,168	(18,100,464)	291	4,609,061	2,737,931	0	\$ 2,737,931	\$ 0	\$ 2,737,931
41 NE Power	0	6,930,717	(9,486,502)	0	2,498,285	(56,500)	0	\$ (56,500)	\$ 0	\$ (56,500)
42 NGUSCO	14,528,614	50,469,088	(62,752,706)	41,569	19,505,733	21,792,298	0	\$ 21,792,298	\$ 0	\$ 21,792,298
43 NE Gas	2,607,956	10,191,491	(14,318,087)	149	3,586,740	2,068,249	0	\$ 2,068,249	\$ 0	\$ 2,068,249
Total National Grid Pension	\$ 29,826,000	\$ 110,526,000	(\$ 146,616,000)	\$ 47,301	\$ 40,899,000	\$ 34,682,301	\$ 0	\$ 34,682,301	\$ 0	\$ 34,682,301
46 Niagara Mohawk Pension	3,960,567	4,972,377	(9,702,178)	78,684	1,713,664	1,023,114	0	\$ 1,023,114	\$ 0	\$ 1,023,114
47 NGUSCO	22,449,433	48,236,623	(83,928,922)	1,153,606	16,674,336	(5,414,824)	0	\$ (5,414,824)	\$ 0	\$ (5,414,824)
Total Niagara Mohawk Pension	\$ 26,410,000	\$ 53,209,000	(\$ 103,631,000)	\$ 1,232,290	\$ 18,388,000	\$ (4,391,710)	\$ 0	\$ (4,391,710)	\$ 0	\$ (4,391,710)
Grand Total Pension	\$ 102,866,000	\$ 322,709,000	(\$ 478,825,000)	\$ 4,224,591	\$ 130,051,000	\$ 81,025,591	\$ 0	\$ 81,025,591	\$ 19,711,922	\$ 31,023,078

Discount rate..... 4.30%
Rate of compensation increase..... 3.50%
Health care cost trend rate..... N/A

**National Grid USA
Estimated Fiscal Year 2017 ASC 715 Expense - Business Unit/Company Code Allocation**

	(a)	(b)	(c)	(d)	(e)	(f)	(g)	(h)	(i)	(j)	(k)
Business Unit/Company Code	Service Cost	Interest Cost	Expected Return	Postretirement Health Total Amortization	Postretirement Health (Gain)/Loss Amortization	Ongoing Expense	One-time Charges	Total Expense	Total Expense Long Island	Total Expense NY/NE	Total Expense
1	KeySpan Energy Delivery New York (1)	BUG	\$ 4,422,979	\$ 11,893,904	\$ (11,574,253)	\$ 112,823	\$ 10,699,483	\$ 15,554,936	\$ 59,718	\$ 15,495,218	\$ 15,554,936
2	KeySpan Energy Delivery Long Island (2)	BUL	6,442,637	10,654,968	(11,441,636)	(402,057)	3,778,927	9,032,839	8,604,406	428,433	9,032,839
3	KeySpan Electric Services LLC (3)	ESV	100,159	6,111,814	(5,821,776)	(524,950)	2,204,936	2,070,183	2,052,358	17,825	2,070,183
4	KeySpan Energy Trading Services LLC	TEG	0	48,698	(37,021)	(9,090)	22,432	25,019	16,499	8,520	25,019
5	KeySpan Generation LLC (4)	GEN	1,992,144	5,492,107	(5,555,572)	(471,648)	1,984,271	3,441,302	3,441,302	0	3,441,302
6	KeySpan Corporate Services LLC (5)	CSV	6,957,283	22,320,604	(17,090,932)	(2,073,873)	11,538,908	21,651,990	8,746,547	12,905,443	21,651,990
7	KeySpan Utility Services LLC	USV	986	1,537,556	(1,043,899)	(168,011)	976,019	1,286,651	292,478	1,004,173	1,286,651
8	KeySpan Engineering and Survey	KEC	3,053,628	5,417,280	(5,334,354)	(520,149)	2,012,824	4,629,229	4,541,144	88,085	4,629,229
9	KeySpan Energy Management Inc.	KEM	42,828	44,217	(35,401)	465	36,873	88,982	0	88,982	88,982
10	KeySpan Energy Services Inc.	KES	0	21,122	(11,897)	214	15,816	25,255	0	25,255	25,255
11	KeySpan Energy Solutions Inc.	KSL	0	0	0	0	0	0	0	0	0
12	KeySpan Energy Supply LLC	KSP	0	0	0	0	0	0	0	0	0
13	KeySpan Communications	KCM	0	8,460	(6,086)	(2,211)	3,592	3,755	3,755	0	3,755
14	KeySpan Services Inc.	KSI	0	2,568	0	44	2,501	5,113	0	5,113	5,113
15	KeySpan Plumbing & Heating Solutions LLC	PHL	0	0	0	0	0	0	0	0	0
16	KeySpan Plumbing & Heating Services Inc.	PHV	0	0	0	0	0	0	0	0	0
17	KeySpan Plumbing Solutions Inc.	PSL	0	300,962	(243,316)	(4)	245,916	303,558	5,938	297,620	303,558
18	KeySpan Home Energy Services NE	KHS	0	0	0	0	0	0	0	0	0
19	KeySpan Corporate Services LLC (KSI)	KSCSV	0	0	0	0	0	0	0	0	0
20	KeySpan Ravenswood Services Corp	RAV	0	236,784	(10,656)	(6,021)	209,109	429,216	12,855	416,361	429,216
21	KeySpan Northeast Ventures	KNEV	0	0	0	0	0	0	0	0	0
22	KeySpan Seneca	SEN	0	0	0	0	0	0	0	0	0
23	Boston Gas (6)	BGC	1,801,024	4,395,110	(3,488,646)	60,455	317,157	3,085,100	0	3,085,100	3,085,100
24	Colonial Gas (excluding Transgas)	COL	264,716	670,213	(310,472)	86,941	32,654	744,052	0	744,052	744,052
25	Transgas	TG	34,407	94,834	(27,025)	29,024	0	131,240	0	131,240	131,240
26	Algonquin	ALG	1,961	2,458	(875)	26	0	3,570	0	3,570	3,570
27	EnergyNorth	ENH	0	0	0	0	0	0	0	0	0
28	Essex Gas	ESX	49,248	325,341	(84,183)	3,022	47,682	341,010	0	341,010	341,010
29	Total KeySpan Postretirement Health		\$ 25,164,000	\$ 69,579,000	\$ (62,124,000)	\$ (3,885,000)	\$ 34,129,000	\$ 62,863,000	\$ 27,777,000	\$ 35,086,000	\$ 62,863,000

37 NOTES:
 38 (1) Includes 2/3 of KeySpan Energy Corporation (KSE) for New York
 39 (2) Includes 21% of KSE for Long Island
 40 (3) Includes 100% of Transmission and Distribution (TND) and 54% of KSE for Long Island
 41 (4) Includes 25% of KSE for Long Island
 42 (5) Includes 1/3 of KSE for New York and 100% of Conversion (CON) for Long Island
 43 (6) Includes 100% of Headquarters (non-CSV); Results for Health and Life Insurance are combined and shown under Health

Discount rate..... 4.25%
 Rate of compensation increase... N/A
 Health care cost trend rate..... 7.5% pre-65 medical / 6.25% post-65 medical / 11.0% Rx grading down to 4.50%

**National Grid USA
Estimated Fiscal Year 2017 ASC 715 Expense - Business Unit/Company Code Allocation**

	Business Unit	(a)		(b)		(c)		(d)		(e)		(f)		(g)		(h)		(i)		(j)		(k)	
		Service Cost	Interest Cost	Expected Return	Prior Svc Cost	Postretirement Life Total (Gain)/Loss	Amortization	Ongoing Expense	One-time Charges	Total Expense	Total Expense Long Island	Total Expense NY/NE	Total Expense										
44																							
45																							
46																							
47	KeySpan Energy Delivery New York (1)	BUG	\$ 291,896	\$ 1,220,190	\$ (605,064)	\$ (83,607)	\$ 1,299,519	\$ 2,122,934	\$ 0	\$ 2,122,934	\$ 2,122,934	\$ 2,122,934	\$ 2,122,934	\$ 2,122,934	\$ 2,122,934	\$ 2,122,934	\$ 2,122,934	\$ 2,122,934	\$ 2,122,934	\$ 2,122,934	\$ 2,122,934	\$ 2,122,934	\$ 2,122,934
48	KeySpan Energy Delivery Long Island (2)	BUIL	225,121	850,872	(1,284,697)	(108,276)	606,292	2,920,012	0	2,920,012	2,920,012	2,920,012	2,920,012	2,920,012	2,920,012	2,920,012	2,920,012	2,920,012	2,920,012	2,920,012	2,920,012	2,920,012	2,920,012
49	KeySpan Electric Services LLC (3)	ESV	6,625	999,360	(1,334,081)	(210,532)	679,102	1,404,474	0	1,404,474	1,404,474	1,404,474	1,404,474	1,404,474	1,404,474	1,404,474	1,404,474	1,404,474	1,404,474	1,404,474	1,404,474	1,404,474	1,404,474
50	KeySpan Energy Trading Services LLC	TEG	0	11,019	(8,573)	(3,851)	7,060	5,655	0	5,655	5,655	5,655	5,655	5,655	5,655	5,655	5,655	5,655	5,655	5,655	5,655	5,655	5,655
51	KeySpan Generation LLC (4)	GEN	113,790	547,974	(737,858)	(107,460)	371,544	1,879,990	0	1,879,990	1,879,990	1,879,990	1,879,990	1,879,990	1,879,990	1,879,990	1,879,990	1,879,990	1,879,990	1,879,990	1,879,990	1,879,990	1,879,990
52																							
53	KeySpan Corporate Services LLC (5)	CSV	331,704	2,390,543	(1,953,974)	(616,664)	1,631,638	1,783,247	0	1,783,247	1,783,247	1,783,247	1,783,247	1,783,247	1,783,247	1,783,247	1,783,247	1,783,247	1,783,247	1,783,247	1,783,247	1,783,247	1,783,247
54	KeySpan Utility Services LLC	USV	1,141	315,159	(144,210)	(84,457)	220,632	308,265	0	308,265	308,265	308,265	308,265	308,265	308,265	308,265	308,265	308,265	308,265	308,265	308,265	308,265	308,265
55	KeySpan Engineering and Survey	KEC	114,151	370,771	(496,603)	(72,875)	254,171	1,691,615	0	1,691,615	1,691,615	1,691,615	1,691,615	1,691,615	1,691,615	1,691,615	1,691,615	1,691,615	1,691,615	1,691,615	1,691,615	1,691,615	1,691,615
56																							
57	KeySpan Energy Management Inc.	KEM	6,165	5,535	(2,608)	(395)	5,706	14,403	0	14,403	14,403	14,403	14,403	14,403	14,403	14,403	14,403	14,403	14,403	14,403	14,403	14,403	14,403
58	KeySpan Energy Services Inc.	KES	0	393	0	(153)	124	364	0	364	364	364	364	364	364	364	364	364	364	364	364	364	364
59	KeySpan Energy Solutions Inc.	KSL	0	888	(415)	(572)	521	422	0	422	422	422	422	422	422	422	422	422	422	422	422	422	422
60	KeySpan Energy Supply LLC	KSP	0	0	0	0	0	0	0	0	0	0	0	0	0	0	0	0	0	0	0	0	0
61	KeySpan Communications	KCM	0	3,093	(3,176)	(1,068)	1,967	816	0	816	816	816	816	816	816	816	816	816	816	816	816	816	816
62	KeySpan Services Inc.	KSI	0	0	0	0	0	0	0	0	0	0	0	0	0	0	0	0	0	0	0	0	0
63	KeySpan Plumbing & Heating Solutions LLC	PHL	0	0	0	0	0	0	0	0	0	0	0	0	0	0	0	0	0	0	0	0	0
64	KeySpan Plumbing & Heating Services Inc.	PHV	0	0	0	0	0	0	0	0	0	0	0	0	0	0	0	0	0	0	0	0	0
65	KeySpan Plumbing Solutions Inc.	PSI	0	29,047	(13,801)	(3,479)	27,005	38,772	0	38,772	38,772	38,772	38,772	38,772	38,772	38,772	38,772	38,772	38,772	38,772	38,772	38,772	38,772
66	KeySpan Home Energy Services Inc	KHS	0	291	(41)	(6)	(340)	(96)	0	(96)	(96)	(96)	(96)	(96)	(96)	(96)	(96)	(96)	(96)	(96)	(96)	(96)	(96)
67	KeySpan Corporate Services LLC (KSI)	KSCSV	0	0	0	0	0	0	0	0	0	0	0	0	0	0	0	0	0	0	0	0	0
68																							
69	KeySpan Ravenswood Services Corp	RAV	0	7,250	(2,405)	(4,907)	4,514	4,452	0	4,452	4,452	4,452	4,452	4,452	4,452	4,452	4,452	4,452	4,452	4,452	4,452	4,452	4,452
70																							
71	KeySpan Northeast Ventures	KNEV	0	0	0	0	0	0	0	0	0	0	0	0	0	0	0	0	0	0	0	0	0
72	Seneca	SEN	0	0	0	0	0	0	0	0	0	0	0	0	0	0	0	0	0	0	0	0	0
73																							
74	Boston Gas (6)	BGC	8,077	75,031	(11,285)	(1,361)	(84,231)	(13,769)	0	(13,769)	(13,769)	(13,769)	(13,769)	(13,769)	(13,769)	(13,769)	(13,769)	(13,769)	(13,769)	(13,769)	(13,769)	(13,769)	(13,769)
75	Colonial Gas (excluding Transgas)	COL	14,609	102,759	(52,322)	14,546	85,033	164,625	0	164,625	164,625	164,625	164,625	164,625	164,625	164,625	164,625	164,625	164,625	164,625	164,625	164,625	164,625
76	Transgas	TG	3,610	4,987	(685)	1,122	5,555	14,589	0	14,589	14,589	14,589	14,589	14,589	14,589	14,589	14,589	14,589	14,589	14,589	14,589	14,589	14,589
77	Algonquin	ALG	111	734	(101)	(15)	(856)	(127)	0	(127)	(127)	(127)	(127)	(127)	(127)	(127)	(127)	(127)	(127)	(127)	(127)	(127)	(127)
78	EnergyNorth	ENH	0	0	0	0	0	0	0	0	0	0	0	0	0	0	0	0	0	0	0	0	0
79	Essex Gas	ESX	4,000	21,404	(101)	(10)	16,044	41,357	0	41,357	41,357	41,357	41,357	41,357	41,357	41,357	41,357	41,357	41,357	41,357	41,357	41,357	41,357
80																							
81	Total KeySpan Postretirement Life		\$ 1,121,000	\$ 6,957,000	\$ (6,652,000)	\$ (1,281,000)	\$ 5,131,000	\$ 5,276,000	\$ 0	\$ 5,276,000	\$ 5,276,000	\$ 5,276,000	\$ 5,276,000	\$ 5,276,000	\$ 5,276,000	\$ 5,276,000	\$ 5,276,000	\$ 5,276,000	\$ 5,276,000	\$ 5,276,000	\$ 5,276,000	\$ 5,276,000	\$ 5,276,000
82																							
83	NOTES:																						
84	(1) Includes 2% of KeySpan Energy Corporation (KSE) for New York																						
85	(2) Includes 21% of KSE for Long Island																						
86	(3) Includes 100% of Transmission and Distribution (TND) and 54% of KSE for Long Island																						
87	(4) Includes 25% of KSE for Long Island																						
88	(5) Includes 1/3 of KSE for New York and 100% of Conversion (CON) for Long Island																						
89	(6) Includes 100% of Headquarters (non-CSV); Results for Health and Life Insurance are combined and shown under Health																						

Discount rate..... 4.25%
Rate of compensation increase... 3.50%
Health care cost trend rate..... N/A

National Grid USA
Estimated Fiscal Year 2017 ASC 715 Expense - Business Unit/Company Code Allocation

	(a)	(b)	(c)	(d)	(e)	(f)	(g)	(h)	(i)	(j)	(k)
Business Unit/Company Code	Service Cost	Interest Cost	Expected Return	Prior Svc Cost Amortization	Retiree Welfare Total (Gain)/Loss Amortization	Ongoing Expense	One-time Charges	Total Expense	Total Expense Long Island	Total Expense NY/NE	Total Expense
90 KeySpan Energy Delivery New York (1)	\$ 4,714,875	\$ 13,114,094	\$ (12,179,317)	\$ 29,216	\$ 11,989,002	\$ 17,677,870	\$ 0	\$ 17,677,870	\$ 62,107	\$ 17,615,763	\$ 17,677,870
91 KeySpan Energy Delivery Long Island (2)	6,667,758	11,505,540	(12,726,333)	(507,333)	4,385,219	9,324,851	0	9,324,851	8,877,084	447,767	9,324,851
94 KeySpan Electric Services LLC (3)	106,784	7,111,174	(7,165,882)	(735,482)	2,884,038	2,210,657	0	2,210,657	2,191,679	18,978	2,210,657
96 KeySpan Energy Trading Services LLC	0	59,717	(45,594)	(12,941)	29,492	30,674	0	30,674	19,568	11,106	30,674
97 KeySpan Generation LLC (4)	2,105,934	6,040,081	(6,293,430)	(579,109)	2,355,815	3,629,292	0	3,629,292	3,629,292	0	3,629,292
98											
99 KeySpan Corporate Services LLC (5)	7,288,987	24,711,147	(19,044,906)	(2,590,537)	13,170,646	23,435,237	0	23,435,237	9,258,247	14,176,990	23,435,237
100 KeySpan Utility Services LLC	2,127	1,652,715	(1,194,109)	(252,468)	1,196,651	1,604,916	0	1,604,916	331,421	1,273,495	1,604,916
101 KeySpan Engineering and Survey	3,167,779	5,788,051	(5,830,957)	(593,024)	2,266,995	4,798,844	0	4,798,844	4,701,947	96,897	4,798,844
102											
103 KeySpan Energy Management Inc.	48,993	49,752	(38,009)	70	42,579	103,385	0	103,385	0	103,385	103,385
104 KeySpan Energy Services Inc.	0	21,515	(11,897)	61	15,940	25,619	0	25,619	0	25,619	25,619
105 KeySpan Energy Solutions Inc.	0	888	(415)	(572)	521	422	0	422	422	0	422
106 KeySpan Energy Supply LLC	0	0	0	0	0	0	0	0	0	0	0
107 KeySpan Communications	0	11,553	(9,262)	(3,279)	5,559	4,571	0	4,571	4,571	0	4,571
108 KeySpan Services Inc.	0	2,568	0	44	2,501	5,113	0	5,113	0	5,113	5,113
109 KeySpan Plumbing & Heating Solutions LLC	0	0	0	0	0	0	0	0	0	0	0
110 KeySpan Plumbing & Heating Services Inc.	0	0	0	0	0	0	0	0	0	0	0
111 KeySpan Plumbing Solutions Inc.	0	330,009	(257,117)	(3,483)	272,921	342,330	0	342,330	6,530	335,800	342,330
112 KeySpan Home Energy Services NE	0	291	(41)	(6)	(340)	(96)	0	(96)	0	(96)	(96)
113 KeySpan Corporate Services LLC (KSI)	0	0	0	0	0	0	0	0	0	0	0
114											
115 KeySpan Ravenswood Services Corp	0	244,034	(13,061)	(10,928)	213,623	433,668	0	433,668	15,132	418,536	433,668
116											
117 KeySpan Northeast Ventures	0	0	0	0	0	0	0	0	0	0	0
118 Seneca	0	0	0	0	0	0	0	0	0	0	0
119											
120 Boston Gas (6)	1,809,101	4,470,141	(3,499,931)	59,094	232,826	3,071,331	0	3,071,331	0	3,071,331	3,071,331
121 Colonial Gas (excluding Transgas)	279,325	727,972	(382,794)	101,487	117,687	908,677	0	908,677	0	908,677	908,677
122 Transgas	38,017	99,821	(27,710)	30,146	5,555	145,829	0	145,829	0	145,829	145,829
123 Algonquin	2,072	3,192	(976)	11	(856)	3,443	0	3,443	0	3,443	3,443
124 EnergyNorth	0	0	0	0	0	0	0	0	0	0	0
125 Essex Gas	53,248	346,745	(84,284)	3,032	63,626	382,367	0	382,367	0	382,367	382,367
126 Total KeySpan Retiree Welfare	\$ 26,285,000	\$ 76,536,000	\$ (68,776,000)	\$ (5,166,000)	\$ 39,260,000	\$ 68,139,000	\$ 0	\$ 68,139,000	\$ 29,098,000	\$ 39,041,000	\$ 68,139,000
127											
128 National Grid Retiree Welfare											
129 Granite State	41	0	0	0	0	0	0	0	0	0	0
130 Mass Electric	4,862,621	15,487,536	(15,443,273)	(401,817)	5,048,896	9,553,963	0	9,553,963	0	9,553,963	9,553,963
131 Nantucket Electric	4	32,776	98,908	0	44,707	173,178	0	173,178	0	173,178	173,178
132 Narragansett Electric	2,027,688	7,567,441	(6,274,425)	(204,682)	3,465,350	6,571,372	0	6,571,372	0	6,571,372	6,571,372
133 NIE Power	99	2,133,070	(2,676,913)	11,068	1,259,637	726,762	0	726,762	0	726,762	726,762
134 NGUSCO	8,651,434	17,267,812	(14,523,973)	(925,210)	6,355,486	16,825,549	0	16,825,549	0	16,825,549	16,825,549
135 NE Gas	825,481	2,569,233	(3,105,416)	(19,984)	409,024	679,338	0	679,338	0	679,338	679,338
136 Total National Grid Retiree Welfare	16,401,000	45,114,000	(42,024,000)	(1,543,838)	16,583,000	34,530,162	0	34,530,162	0	34,530,162	34,530,162
137											
138 Niagara Mohawk Retiree Welfare											
139 NGUSCO	4,061,647	4,602,800	(3,415,093)	(371,832)	1,718,726	6,596,248	0	6,596,248	0	6,596,248	6,596,248
140 Niagara Mohawk	25,935,353	76,731,200	(76,891,907)	(539,546)	50,329,274	75,584,374	0	75,584,374	0	75,584,374	75,584,374
141 Total Niagara Mohawk Retiree Welfare	29,997,000	81,334,000	(80,307,000)	(911,378)	52,048,000	82,160,622	0	82,160,622	0	82,160,622	82,160,622
142											
143 Grand Total Retiree Welfare	\$ 72,683,000	\$ 202,984,000	\$ (191,107,000)	\$ (7,621,216)	\$ 107,891,000	\$ 184,829,784	\$ 0	\$ 184,829,784	\$ 29,098,000	\$ 39,041,000	\$ 184,829,784

NOTES:
 (1) Includes 2% of KeySpan Energy Corporation (KSE) for New York
 (2) Includes 21% of KSE for Long Island
 (3) Includes 100% of Transmission and Distribution (TND) and 54% of KSE for Long Island
 (4) Includes 25% of KSE for Long Island
 (5) Includes 1% of KSE for New York and 100% of Conversion (CON) for Long Island
 (6) Includes 100% of Headquarters (non-CSV)
 Discount rate..... 4.25%
 Rate of compensation increase..... 3.50%
 Health care cost trend rate..... 7.5% pre-65 medical / 6.25% post-65 medical / 11.0% Rx grading
 down to 4.50%

**National Grid USA
Estimated Fiscal Year 2018 ASC 715 Expense - Business Unit/Company Code Allocation**

	(a)	(b)	(c)	(d)	(e)	(f)	(g)	(h)	(i)	(j)	(k)
Business Unit/Company Code	Postretirement: Health, Total Service Cost	Health, Total Interest Cost	Expected Return	Prior Svc Cost Amortization	(Gain)/Loss Amortization	Ongoing Expense	One-time Charges	Total Expense	Total Expense Long Island	Total Expense NY/NE	Total Expense
1 KeySpan Energy Delivery New York (1)	BUG \$ 3,629,740	\$ 10,709,955	\$ (14,211,693)	\$ 109,975	\$ 6,155,857	\$ 6,393,834	\$ 0	\$ 6,393,834	\$ 26,806	\$ 6,367,028	\$ 6,393,834
2 KeySpan Energy Delivery Long Island (2)	BUL 6,000,688	9,851,820	(13,884,370)	(476,979)	(689,646)	9,015,133	0	9,015,133	563,366	338,147	9,015,133
3 KeySpan Electric Services LLC (3)	ESV 51,155	(26,370)	188,214	6,737	9,387	229,123	0	229,123	219,486	9,637	229,123
4 KeySpan Energy Trading Services LLC	TEG 0	38,014	(35,434)	(9,146)	4,850	(1,716)	0	(1,716)	(6,208)	4,492	(1,716)
5 KeySpan Generation LLC (4)	GEN 1,819,392	5,023,102	(6,702,279)	(499,582)	(243,633)	(603,000)	0	(603,000)	(603,000)	0	(603,000)
6											
7 KeySpan Corporate Services LLC (5)	CSV 6,001,848	16,943,265	(15,797,897)	(2,056,732)	4,190,641	9,281,125	0	9,281,125	1,877,839	7,403,286	9,281,125
8 KeySpan Utility Services LLC	USV 0	1,275,506	(1,165,530)	(149,027)	418,354	379,303	0	379,303	(94,571)	473,874	379,303
9 KeySpan Engineering and Survey	KEC 2,476,467	4,140,058	(5,329,909)	(494,196)	(111,233)	681,187	0	681,187	621,710	59,477	681,187
10											
11 KeySpan Energy Management Inc.	KEM 34,388	40,256	(43,387)	472	21,454	53,183	0	53,183	0	53,183	53,183
12 KeySpan Energy Services Inc.	KES 0	17,686	(13,067)	201	8,485	13,305	0	13,305	0	13,305	13,305
13 KeySpan Energy Solutions Inc.	KSL 0	273	(397)	3	164	43	0	43	0	43	43
14 KeySpan Energy Supply LLC	KSP 0	0	0	0	0	0	0	0	0	0	0
15 KeySpan Communications	KCM 0	0	0	0	0	0	0	0	0	0	0
16 KeySpan Services Inc.	KSI 0	0	0	0	0	0	0	0	0	0	0
17 KeySpan Plumbing & Heating Solutions LLC	PHL 0	0	0	0	0	0	0	0	0	0	0
18 KeySpan Plumbing & Heating Services Inc.	PHV 0	0	0	0	0	0	0	0	0	0	0
19 KeySpan Plumbing Solutions Inc.	PSL 0	247,630	(264,883)	(199)	125,850	108,398	0	108,398	(3,597)	111,995	108,398
20 KeySpan Home Energy Services NE	KHS 0	0	0	0	0	0	0	0	0	0	0
21 KeySpan Corporate Services LLC (KSI)	KSCSV 0	0	0	0	0	0	0	0	0	0	0
22											
23 KeySpan Ravenswood Services Corp	RAV 0	188,539	(10,667)	(5,894)	102,352	274,330	0	274,330	169	274,161	274,330
24											
25 KeySpan Northeast Ventures	KNEV 0	0	0	0	0	0	0	0	0	0	0
26 Seneca	SEN 0	0	0	0	0	0	0	0	0	0	0
27											
28 Boston Gas (6)	BGC 1,730,909	4,028,937	(3,960,065)	54,803	118,954	1,973,538	0	1,973,538	0	1,973,538	1,973,538
29 Colonial Gas (excluding Transgas)	COL 290,667	588,367	(419,865)	1,279	(51,542)	408,906	0	408,906	0	408,906	408,906
30 Transgas	TG 18,163	74,567	(35,812)	0	(16,434)	40,484	0	40,484	0	40,484	40,484
31 Algonquin	ALG 2,570	2,045	(1,083)	23	(87)	3,468	0	3,468	0	3,468	3,468
32 EnergyNorth	ENH 0	0	0	0	0	0	0	0	0	0	0
33 Essex Gas	ESX 43,011	292,350	(99,876)	262	32,227	267,974	0	267,974	0	267,974	267,974
34											
Total KeySpan Postretirement Health	\$ 22,098,998	\$ 53,436,000	\$ (61,788,000)	\$ (3,518,000)	\$ 10,176,000	\$ 20,404,998	\$ 0	\$ 20,404,998	\$ 2,602,000	\$ 17,802,998	\$ 20,404,998

35
36
37 NOTES:
38 (1) Includes 2/3 of KeySpan Energy Corporation (KSE) for New York
39 (2) Includes 21% of KSE for Long Island
40 (3) Includes 100% of Transmission and Distribution (TND) and 54% of KSE for Long Island
41 (4) Includes 25% of KSE for Long Island
42 (5) Includes 1/3 of KSE for New York and 100% of Conversion (CON) for Long Island
43 (6) Includes 100% of Headquarters (non-CSV); Results for Health and Life Insurance are combined and shown under Health

Discount rate..... 4.30%
Rate of compensation increase..... N/A
Health care cost trend rate..... 7.00% pre-65 medical / 6.00% post-65 medical / 10.25% Rx grading down to 4.5%

**National Grid USA
Estimated Fiscal Year 2018 ASC 715 Expense - Business Unit/Company Code Allocation**

	(a)	(b)	(c)	(d)	(e)	(f)	(g)	(h)	(i)	(j)	(k)
Business Unit	Postretirement Life Total Service Cost	Interest Cost	Expected Return	Prior Svc Cost Amortization	(Gain)/Loss Amortization	Ongoing Expense	One-time Charges	Total Expense	Total Expense Long Island	Total Expense NY/NE	Total Expense
44 KeySpan Energy Delivery New York (1)	\$ 284,640	\$ 1,213,851	\$ (672,917)	\$ (83,320)	\$ 1,368,573	\$ 2,110,827	\$ 0	\$ 2,110,827	\$ 3,100	\$ 2,107,727	\$ 2,110,827
45 KeySpan Energy Delivery Long Island (2)	219,010	863,894	(1,411,623)	(11,605)	546,333	205,809	0	205,809	185,827	19,982	205,809
46 KeySpan Electric Services LLC (3)	6,105	(10,437)	25,020	589	(8,101)	13,176	0	13,176	12,140	1,036	13,176
47 KeySpan Energy Trading Services LLC	0	9,943	(7,737)	(576)	5,688	7,316	0	7,316	5,020	2,296	7,316
48 KeySpan Generation LLC (4)	106,484	548,028	(802,729)	(10,418)	328,235	169,604	0	169,604	169,604	0	169,604
49 KeySpan Corporate Services LLC (5)	312,327	1,706,251	(1,298,532)	(126,116)	1,166,128	1,851,058	0	1,851,058	678,801	1,172,257	1,851,058
50 KeySpan Utility Services LLC	806	293,006	(165,524)	(40,443)	208,460	236,305	0	236,305	58,603	237,702	236,305
51 KeySpan Engineering and Survey	105,467	274,890	(413,734)	(4,977)	166,484	128,130	0	128,130	119,142	8,988	128,130
52 KeySpan Energy Management Inc.	5,966	5,673	(3,197)	(403)	6,043	14,082	0	14,082	0	14,082	14,082
53 KeySpan Energy Services Inc.	0	338	(145)	(145)	169	362	0	362	0	362	362
54 KeySpan Energy Solutions Inc.	0	930	(548)	(43)	494	833	0	833	833	0	833
55 KeySpan Energy Supply LLC	0	0	0	0	0	0	0	0	0	0	0
56 KeySpan Communications	0	1,867	(1,124)	(93)	947	1,597	0	1,597	1,597	0	1,597
57 KeySpan Services Inc.	0	0	0	0	0	0	0	0	0	0	0
58 KeySpan Plumbing & Heating Solutions LLC	0	0	0	0	0	0	0	0	0	0	0
59 KeySpan Plumbing & Heating Services Inc.	0	0	0	0	0	0	0	0	0	0	0
60 KeySpan Plumbing Solutions Inc.	0	27,602	(15,412)	(2,839)	26,524	35,875	0	35,875	648	35,227	35,875
61 KeySpan Home Energy Services NE	0	300	(83)	(6)	(351)	(140)	0	(140)	0	(140)	(140)
62 KeySpan Corporate Services LLC (KSI)	0	0	0	0	0	0	0	0	0	0	0
63 KeySpan Ravenswood Services Corp	0	6,941	(2,802)	(2,505)	4,036	5,670	0	5,670	3,685	1,985	5,670
64 KeySpan Northeast Ventures	0	0	0	0	0	0	0	0	0	0	0
65 Seneca	0	0	0	0	0	0	0	0	0	0	0
66 Boston Gas (6)	6,651	68,789	(19,946)	(1,366)	(76,584)	(22,456)	0	(22,456)	0	(22,456)	(22,456)
67 Colonial Gas (excluding Transgas)	14,627	104,026	(66,311)	3,957	83,363	139,662	0	139,662	0	139,662	139,662
68 Transgas	2,756	5,368	(1,394)	332	6,039	13,101	0	13,101	0	13,101	13,101
69 Algonquin	161	762	(209)	(16)	(691)	(193)	0	(193)	0	(193)	(193)
70 EnergyNorth	0	0	0	0	0	0	0	0	0	0	0
71 Essex Gas	4,000	21,178	(7,202)	(7)	13,413	31,382	0	31,382	0	31,382	31,382
Total KeySpan Postretirement Life	\$ 1,069,000	\$ 5,233,000	\$ (4,866,000)	\$ (279,000)	\$ 3,845,000	\$ 5,002,000	\$ 0	\$ 5,002,000	\$ 1,239,000	\$ 3,763,000	\$ 5,002,000

Discount rate..... 4.30%
Rate of compensation increase... 3.50%
Health care cost trend rate..... N/A

83 NOTES:
84 (1) Includes 2/3 of KeySpan Energy Corporation (KSE) for New York
85 (2) Includes 21% of KSE for Long Island
86 (3) Includes 100% of Transmission and Distribution (TND) and 54% of KSE for Long Island
87 (4) Includes 25% of KSE for Long Island
88 (5) Includes 1/3 of KSE for New York and 100% of Conversion (CON) for Long Island
89 (6) Includes 100% of Headquarters (non-CSV); Results for Health and Life Insurance are combined and shown under Health

National Grid USA
Estimated Fiscal Year 2018 ASC 715 Expense - Business Unit/Company Code Allocation

90	Business Unit/Company Code	(a) Retiree Welfare		(b) Interest Cost	(c) Expected Return	(d) Prior Svc Cost Amortization	(e) (Gain)/Loss Amortization	(f) Ongoing Expense	(g) One-time Charges	(h) Total Expense	(i) Total Expense Long Island	(j) Total Expense NY/NE	(k) Total Expense
		Service Cost	Total										
91	KeySpan Energy Delivery New York (1)	BUG	\$ 3,914,380	\$ 11,923,806	\$ (14,884,610)	\$ 26,655	\$ 7,524,430	\$ 8,504,661	\$ 0	\$ 8,504,661	\$ 29,906	\$ 8,474,755	\$ 8,504,661
92	KeySpan Energy Delivery Long Island (2)	EUL	6,219,698	10,715,514	(15,295,993)	(488,584)	(43,313)	1,107,322	0	1,107,322	749,193	358,129	1,107,322
93	KeySpan Electric Services LLC (3)	BVV	57,260	(36,807)	213,234	7,326	1,288	242,289	0	242,289	231,626	10,673	242,289
94	KeySpan Energy Trading Services LLC	TEG	0	(43,171)	47,957	(9,722)	10,536	5,600	0	5,600	(1,188)	6,788	5,600
95	KeySpan Generation LLC (4)	GEN	1,925,876	5,571,130	(7,505,004)	(510,000)	84,602	(433,396)	0	(433,396)	(433,396)	0	(433,396)
96	KeySpan Corporate Services LLC (5)	CSV	6,314,175	18,739,516	(17,096,429)	(2,181,848)	5,356,769	11,132,183	0	11,132,183	2,556,640	8,575,543	11,132,183
97	KeySpan Utility Services LLC	USV	806	1,568,512	(1,331,054)	(189,470)	626,814	675,608	0	675,608	(35,968)	711,576	675,608
98	KeySpan Engineering and Survey	KEC	2,581,934	4,414,948	(5,743,643)	(498,173)	55,251	809,317	0	809,317	740,852	68,465	809,317
99	KeySpan Energy Management Inc.	KEM	40,354	45,929	(46,584)	69	27,497	67,285	0	67,285	0	67,285	67,285
100	KeySpan Energy Services Inc.	KES	0	18,024	(13,067)	56	8,654	13,667	0	13,667	0	13,667	13,667
101	KeySpan Energy Solutions Inc.	KSL	0	1,203	(945)	(40)	658	876	0	876	833	43	876
102	KeySpan Energy Supply LLC	KSP	0	0	0	0	0	0	0	0	0	0	0
103	KeySpan Communications	KCM	0	1,867	(1,124)	(93)	947	1,597	0	1,597	1,597	0	1,597
104	KeySpan Services Inc.	KSI	0	0	0	0	0	0	0	0	0	0	0
105	KeySpan Plumbing & Heating Solutions LLC	PHL	0	0	0	0	0	0	0	0	0	0	0
106	KeySpan Plumbing & Heating Services Inc.	PHV	0	0	0	0	0	0	0	0	0	0	0
107	KeySpan Plumbing Solutions Inc.	PSL	0	275,232	(280,295)	(3,038)	152,374	144,273	0	144,273	(2,949)	147,222	144,273
108	KeySpan Home Energy Services NE	KHS	0	300	(83)	(6)	(351)	(140)	0	(140)	0	(140)	(140)
109	KeySpan Corporate Services LLC (KSI)	KSCSV	0	0	0	0	0	0	0	0	0	0	0
110	KeySpan Ravenswood Services Corp	RAV	0	195,480	(13,469)	(8,399)	106,388	280,000	0	280,000	3,854	276,146	280,000
111	KeySpan Northeast Ventures	KNEV	0	0	0	0	0	0	0	0	0	0	0
112	Seneca	SEN	0	0	0	0	0	0	0	0	0	0	0
113	Boston Gas (6)	BGC	1,737,560	4,097,726	(3,980,011)	53,437	42,370	1,951,082	0	1,951,082	0	1,951,082	1,951,082
114	Colonial Gas (excluding Transgas)	COL	305,294	692,393	(486,176)	5,236	31,821	548,568	0	548,568	0	548,568	548,568
115	Transgas	TG	20,919	79,935	(37,206)	332	(10,395)	53,585	0	53,585	0	53,585	53,585
116	Algonquin	ALG	2,731	2,807	(1,292)	7	(978)	3,275	0	3,275	0	3,275	3,275
117	EnergyNorth	ENH	0	0	0	0	0	0	0	0	0	0	0
118	Essex Gas	ESX	47,011	313,528	(107,078)	255	45,640	299,356	0	299,356	0	299,356	299,356
119	Total KeySpan Retiree Welfare		\$ 23,167,998	\$ 58,669,000	\$ (66,654,000)	\$ (3,797,000)	\$ 14,021,000	\$ 25,406,998	\$ 0	\$ 25,406,998	\$ 3,841,000	\$ 21,565,998	\$ 25,406,998
120	National Grid Retiree Welfare												
121	Granite State	41	0	0	0	0	0	0	0	0	0	0	0
122	Mass Electric	5	4,605,645	14,566,686	(16,246,684)	(53,712)	2,568,123	5,440,058	0	5,440,058	0	5,440,058	5,440,058
123	Narruckett Electric	4	34,624	109,719	0	212	49,707	194,262	0	194,262	0	194,262	194,262
124	Narragansett Electric	49	1,926,407	6,879,933	(6,380,494)	(2,917)	2,192,860	4,715,789	0	4,715,789	0	4,715,789	4,715,789
125	NE Power	10	0	1,837,089	(2,751,843)	11,068	895,155	(8,531)	0	(8,531)	0	(8,531)	(8,531)
126	NGUSCO	99	8,191,897	16,855,834	(16,506,414)	(925,210)	3,446,503	11,062,610	0	11,062,610	0	11,062,610	11,062,610
127	NE Gas	48	678,427	2,266,739	(3,424,565)	(19,984)	132,652	(366,731)	0	(366,731)	0	(366,731)	(366,731)
128	Total National Grid Retiree Welfare		15,437,000	42,616,000	(45,310,000)	(990,543)	9,285,000	21,037,457	0	21,037,457	0	21,037,457	21,037,457
129	Niagara Mohawk Retiree Welfare												
130	NGUSCO	99	2,818,230	3,610,983	(3,151,617)	(148,671)	398,357	3,527,282	0	3,527,282	0	3,527,282	3,527,282
131	Niagara Mohawk	36	21,755,770	71,083,017	(85,117,383)	(762,707)	23,376,643	29,735,340	0	29,735,340	0	29,735,340	29,735,340
132	Total Niagara Mohawk Retiree Welfare		24,574,000	74,694,000	(88,869,000)	(911,378)	23,775,000	33,262,622	0	33,262,622	0	33,262,622	33,262,622
133	Grand Total Retiree Welfare		\$ 63,178,998	\$ 175,979,000	\$ (200,833,000)	\$ (5,698,921)	\$ 47,081,000	\$ 79,707,077	\$ 0	\$ 79,707,077	\$ 3,841,000	\$ 21,565,998	\$ 79,707,077

NOTES:
(1) Includes 2/3 of KeySpan Energy Corporation (KSE) for New York
(2) Includes 21% of KSE for Long Island
(3) Includes 100% of Transmission and Distribution (TND) and 54% of KSE for Long Island
(4) Includes 25% of KSE for Long Island
(5) Includes 1/3 of KSE for New York and 100% of Conversion (CON) for Long Island
(6) Includes 100% of Headquarters (non-CSV)

Discount rate..... 4.30%
Rate of compensation increase.... 3.50%
Health care cost trend rate..... 7.00% pre-65 medical / 6.00% post-65 medical / 10.25% Rx grading down to 4.5%

**National Grid USA
Estimated Fiscal Year 2019 ASC 715 Expense - Business Unit/Company Code Allocation**

	Business Unit/Company Code	(a)		(b)		(c)		(d)		(e)		(f)		(g)		(h)		(i)		(k)	
		Service Cost	Interest Cost	Expected Return	Prior Svc Cost Amortization	(Gain)/Loss Amortization	Ongoing Expense	One-time Charges	Total Expense	Total Expense Long Island	Total Expense NY / NE	Total Expense	Total Expense								
1	KeySpan Energy Delivery New York (1)	\$ 3,739,924	\$ 10,936,763	\$ (15,004,234)	\$ 109,348	\$ 5,152,633	\$ 4,834,434	\$ 0	\$ 4,834,434	\$ 22,569	\$ 4,811,865	\$ 4,834,434									
2	KeySpan Energy Delivery Long Island (2)	6,228,886	10,055,554	(14,565,482)	(489,456)	(665,760)	573,722	0	573,722	283,580	290,142	573,722									
3	KeySpan Electric Services LLC (3)	52,317	174,804	(102,636)	(12,011)	(12,989)	99,335	0	99,335	91,572	7,763	99,335									
4	KeySpan Energy Trading Services LLC	0	38,352	(38,872)	(9,161)	3,589	(4,082)	0	(4,082)	(7,709)	3,627	(4,082)									
5	KeySpan Generation LLC (4)	1,880,317	5,116,119	(7,072,495)	(505,254)	(283,231)	(804,544)	0	(804,544)	(804,544)	0	(804,544)									
6	KeySpan Corporate Services LLC (5)	5,960,785	17,229,173	(16,788,392)	(2,075,450)	3,212,877	7,538,993	0	7,538,993	1,290,486	6,248,507	7,538,993									
7	KeySpan Utility Services LLC	0	1,289,154	(1,232,446)	(149,397)	334,189	241,500	0	241,500	(119,228)	360,728	241,500									
8	KeySpan Engineering and Survey	2,548,441	4,244,259	(5,617,283)	(502,412)	(163,593)	509,412	0	509,412	456,232	53,180	509,412									
9																					
10	KeySpan Energy Management Inc.	35,687	40,892	(46,412)	472	17,832	48,471	0	48,471	0	48,471	48,471									
11	KeySpan Energy Services Inc.	0	17,843	(14,176)	201	6,935	10,803	0	10,803	0	10,803	10,803									
12	KeySpan Energy Solutions Inc.	0	280	(421)	3	139	1	0	1	0	1	1									
13	KeySpan Energy Supply LLC	0	0	0	0	0	0	0	0	0	0	0									
14	KeySpan Communications	0	0	0	0	0	0	0	0	0	0	0									
15	KeySpan Services Inc.	0	0	0	0	0	0	0	0	0	0	0									
16	KeySpan Plumbing & Heating Solutions LLC	0	0	0	0	0	0	0	0	0	0	0									
17	KeySpan Plumbing & Heating Services Inc.	0	0	0	0	0	0	0	0	0	0	0									
18	KeySpan Plumbing Solutions Inc.	0	251,557	(282,811)	(208)	104,492	73,030	0	73,030	(4,226)	77,256	73,030									
19	KeySpan Home Energy Services NE	0	0	0	0	0	0	0	0	0	0	0									
20	KeySpan Corporate Services LLC (KSI)	0	0	0	0	0	0	0	0	0	0	0									
21																					
22	KeySpan Ravenswood Services Corp	0	192,552	(10,696)	(5,894)	86,146	262,108	0	262,108	(732)	262,840	262,108									
23																					
24	KeySpan Northeast Ventures	0	0	0	0	0	0	0	0	0	0	0									
25	Seneca	0	0	0	0	0	0	0	0	0	0	0									
26																					
27	Boston Gas (6)	1,805,609	4,028,488	(4,052,295)	44,960	99,463	1,926,225	0	1,926,225	0	1,926,225	1,926,225									
28	Colonial Gas (excluding Transgas)	303,088	593,902	(455,034)	1,027	(47,316)	395,667	0	395,667	0	395,667	395,667									
29	Transgas	17,985	75,058	(39,491)	0	(15,065)	38,467	0	38,467	0	38,467	38,467									
30	Algonquin	2,545	2,027	(1,183)	23	(63)	3,329	0	3,329	0	3,329	3,329									
31	EnergyNorth	0	0	0	0	0	0	0	0	0	0	0									
32	Essex Gas	45,416	289,423	(114,641)	209	27,722	248,129	0	248,129	0	248,129	248,129									
33																					
34	Total KeySpan Postretirement Health	\$ 22,621,000	\$ 54,576,000	\$ (65,477,000)	\$ (3,593,000)	\$ 7,868,000	\$ 15,995,000	\$ 0	\$ 15,995,000	\$ 1,208,000	\$ 14,787,000	\$ 15,995,000									

NOTES:
 (1) Includes 2/3 of KeySpan Energy Corporation (KSE) for New York
 (2) Includes 21% of KSE for Long Island
 (3) Includes 100% of Transmission and Distribution (TND) and 54% of KSE for Long Island
 (4) Includes 25% of KSE for Long Island
 (5) Includes 1/3 of KSE for New York and 100% of Conversion (CON) for Long Island
 (6) Includes 100% of Headquarters (non-CSV). Results for Health and Life Insurance are combined and shown under Health

Discount rate..... 4.30%
 Rate of compensation increase..... N/A
 Health care cost trend rate..... 6.5% pre-65 medical / 5.75% post-65 medical / 9.50% Rx grading down to 4.50%

**National Grid USA
Estimated Fiscal Year 2019 ASC 715 Expense - Business Unit/Company Code Allocation**

	(a)	(b)	(c)	(d)	(e)	(f)	(g)	(h)	(i)	(k)
Business Unit	Postretirement Life Total Cost	Interest Cost	Expected Return	Prior Svc Cost Amortization	(Gain)/Loss Amortization	Ongoing Expense	One-time Charges	Total Expense	Total Expense Long Island	Total Expense NY/NE
43										
44										
45										
46	BUG	\$ 293,174	\$ 1,203,651	\$ (793,444)	\$ (83,120)	\$ 1,175,070	\$ 0	\$ 1,795,331	\$ 2,369	\$ 1,792,962
47	KeySpan Energy Delivery New York (1)									
48	KeySpan Energy Delivery Long Island (2)	\$ 225,401	\$ 851,549	\$ (1,439,113)	\$ (2,438)	\$ 409,503	\$ 0	\$ 44,902	\$ 28,114	\$ 16,788
49	KeySpan Electric Services LLC (3)	\$ 6,288	\$ (59,021)	\$ (4,227)	\$ (133)	\$ 2,035	\$ 0	\$ (55,058)	\$ (55,908)	\$ 850
50	KeySpan Energy Trading Services LLC									
51	KeySpan Generation LLC (4)	\$ 109,271	\$ 539,081	\$ (815,596)	\$ 0	\$ 4,179	\$ 0	\$ 5,861	\$ 4,003	\$ 1,858
52	KeySpan Corporate Services LLC (5)	\$ 310,579	\$ 1,736,476	\$ (1,376,360)	\$ (90,880)	\$ 928,427	\$ 0	\$ 1,508,442	\$ 508,440	\$ 1,000,002
53	KeySpan Utility Services LLC	\$ 833	\$ 285,478	\$ (174,896)	\$ (36,220)	\$ 169,826	\$ 0	\$ 245,021	\$ 44,585	\$ 200,436
54	KeySpan Engineering and Survey	\$ 107,252	\$ 265,101	\$ (423,982)	\$ (177)	\$ 123,274	\$ 0	\$ 71,468	\$ 63,865	\$ 7,603
55										
56	KeySpan Energy Management Inc.	\$ 6,113	\$ 5,633	\$ (3,724)	\$ (403)	\$ 5,089	\$ 0	\$ 12,708	\$ 0	\$ 12,708
57	KeySpan Energy Services Inc.	\$ 0	\$ 313	\$ 0	\$ (145)	\$ 169	\$ 0	\$ 337	\$ 0	\$ 337
58	KeySpan Energy Solutions Inc.	\$ 0	\$ 902	\$ (538)	\$ 0	\$ 377	\$ 0	\$ 741	\$ 741	\$ 0
59	KeySpan Energy Supply LLC	\$ 0	\$ 0	\$ 0	\$ 0	\$ 0	\$ 0	\$ 0	\$ 0	\$ 0
60	KeySpan Communications	\$ 0	\$ 1,814	\$ (1,104)	\$ 0	\$ 698	\$ 0	\$ 1,408	\$ 1,408	\$ 0
61	KeySpan Services Inc.	\$ 0	\$ 0	\$ 0	\$ 0	\$ 0	\$ 0	\$ 0	\$ 0	\$ 0
62	KeySpan Plumbing & Heating Solutions LLC	\$ 0	\$ 0	\$ 0	\$ 0	\$ 0	\$ 0	\$ 0	\$ 0	\$ 0
63	KeySpan Plumbing & Heating Services Inc.	\$ 0	\$ 0	\$ 0	\$ 0	\$ 0	\$ 0	\$ 0	\$ 0	\$ 0
64	KeySpan Plumbing Solutions Inc.	\$ 0	\$ 27,209	\$ (17,445)	\$ (2,752)	\$ 22,321	\$ 0	\$ 29,333	\$ 239	\$ 29,094
65	KeySpan Home Energy Services NE	\$ 0	\$ 304	\$ (87)	\$ (6)	\$ (330)	\$ 0	\$ (119)	\$ 0	\$ (119)
66	KeySpan Corporate Services LLC (KS)	\$ 0	\$ 0	\$ 0	\$ 0	\$ 0	\$ 0	\$ 0	\$ 0	\$ 0
67										
68	KeySpan Ravenswood Services Corp	\$ 0	\$ 6,778	\$ (2,743)	\$ (2,249)	\$ 2,999	\$ 0	\$ 4,785	\$ 3,189	\$ 1,596
69										
70	KeySpan Northeast Ventures	\$ 0	\$ 0	\$ 0	\$ 0	\$ 0	\$ 0	\$ 0	\$ 0	\$ 0
71	Seneca	\$ 0	\$ 0	\$ 0	\$ 0	\$ 0	\$ 0	\$ 0	\$ 0	\$ 0
72										
73	Boston Gas (6)	\$ 6,556	\$ 69,746	\$ (21,044)	\$ (1,426)	\$ (71,967)	\$ 0	\$ (18,135)	\$ 0	\$ (18,135)
74	Colonial Gas (excluding Transgas)	\$ 14,819	\$ 104,931	\$ (74,568)	\$ (6)	\$ 76,052	\$ 0	\$ 121,028	\$ 0	\$ 121,028
75	Transgas	\$ 2,756	\$ 5,368	\$ (1,859)	\$ 0	\$ 5,569	\$ 0	\$ 11,834	\$ 0	\$ 11,834
76	Algonquin	\$ 158	\$ 773	\$ (220)	\$ (16)	\$ (837)	\$ 0	\$ (142)	\$ 0	\$ (142)
77	EngrvNorth	\$ 0	\$ 0	\$ 0	\$ 0	\$ 0	\$ 0	\$ 0	\$ 0	\$ 0
78	Essex Gas	\$ 4,000	\$ 21,187	\$ (8,220)	\$ (14)	\$ 13,187	\$ 0	\$ 30,140	\$ 0	\$ 30,140
79										
80	Total KeySpan Postretirement Life	\$ 1,087,000	\$ 5,077,000	\$ (5,167,000)	\$ (220,000)	\$ 3,108,112	\$ 0	\$ 3,885,112	\$ 676,272	\$ 3,208,840
81										
82	NOTES:									
83	(1) Includes 2/3 of KeySpan Energy Corporation (KSE) for New York									
84	(2) Includes 21% of KSE for Long Island									
85	(3) Includes 100% of Transmission and Distribution (TND) and 54% of KSE for Long Island									
86	(4) Includes 25% of KSE for Long Island									
87	(5) Includes 1/3 of KSE for New York and 100% of Conversion (CON) for Long Island									
88	(6) Includes 100% of Headquarters (non-CSV); Results for Health and Life Insurance are combined and shown under Health									

Discount rate..... 4.30%
Rate of compensation increase..... 3.50%
Health care cost trend rate..... N/A

**National Grid USA
Estimated Fiscal Year 2019 ASC 715 Expense - Business Unit/Company Code Allocation**

	(a)	(b)	(c)	(d)	(e)	(f)	(g)	(h)	(i)	(k)	
	Retiree Welfare Total	Interest Cost	Expected Return	Prior Svc Cost Amortization	(Gain)/Loss Amortization	Ongoing Expense	One-time Charges	Total Expense	Total Expense Long Island	Total Expense NY/NE	Total Expense
89											
90	Business Unit/Company Code										
91	KeySpan Energy Delivery New York (1)	\$ 4,033,098	\$ 12,140,414	\$ (15,997,678)	\$ 26,228	\$ 6,629,765	\$ 0	\$ 6,629,765	\$ 24,938	\$ 6,604,827	\$ 6,629,765
92	KeySpan Energy Delivery Long Island (2)	6,454,287	10,907,103	(16,004,595)	(491,894)	(246,277)	0	618,624	311,694	306,930	618,624
93	KeySpan Electric Services LLC (3)	58,605	115,583	(106,363)	(12,144)	(10,904)	0	44,277	35,664	8,613	44,277
94	KeySpan Energy Trading Services LLC	0	48,079	(44,702)	(9,376)	7,778	0	1,779	(3,706)	5,485	1,779
95	KeySpan Generation LLC (4)	1,989,588	5,655,200	(7,828,091)	(605,254)	(40,760)	0	(729,317)	(729,317)	0	(729,317)
96											
97	KeySpan Corporate Services LLC (5)	6,271,364	18,985,649	(18,164,752)	(4,141,304)	9,047,435	0	9,047,435	1,798,926	7,248,509	9,047,435
98	KeySpan Utility Services LLC	833	1,574,632	(1,407,342)	(185,617)	504,015	0	486,521	(74,643)	561,164	486,521
99	KeySpan Engineering and Survey	2,655,693	4,509,360	(6,041,265)	(502,589)	580,880	0	580,880	520,097	60,783	580,880
100											
101	KeySpan Energy Management Inc.	41,800	46,525	(50,136)	69	22,921	0	61,179	0	61,179	61,179
102	KeySpan Energy Services Inc.	0	18,156	(14,176)	56	7,104	0	11,140	0	11,140	11,140
103	KeySpan Energy Solutions Inc.	0	1,182	(959)	3	516	0	742	741	1	742
104	KeySpan Energy Supply LLC	0	0	0	0	0	0	0	0	0	0
105	KeySpan Communications	0	1,814	(1,104)	698	1,408	0	1,408	1,408	0	1,408
106	KeySpan Services Inc.	0	0	0	0	0	0	0	0	0	0
107	KeySpan Plumbing & Heating Solutions LLC	0	0	0	0	0	0	0	0	0	0
108	KeySpan Plumbing & Heating Services Inc.	0	0	0	0	0	0	0	0	0	0
109	KeySpan Plumbing Solutions Inc.	0	278,766	(300,256)	(2,960)	126,813	0	102,363	(3,987)	106,350	102,363
110	KeySpan Home Energy Services NE	0	304	(87)	(6)	(320)	0	(119)	0	(119)	(119)
111	KeySpan Corporate Services LLC (KS)	0	0	0	0	0	0	0	0	0	0
112											
113	KeySpan Ravenswood Services Corp	0	199,330	(13,439)	(8,143)	89,145	0	266,893	2,457	264,436	266,893
114											
115	KeySpan Northeast Ventures	0	0	0	0	0	0	0	0	0	0
116	Seneca	0	0	0	0	0	0	0	0	0	0
117											
118											
119	Boston Gas (6)	1,812,165	4,098,234	(4,073,339)	43,534	27,496	0	1,908,090	0	1,908,090	1,908,090
120	Colonial Gas (excluding Transgas)	317,707	698,833	(629,602)	1,021	28,796	0	516,695	0	516,695	516,695
121	Transgas	20,741	80,426	(41,350)	(9,516)	50,301	0	50,301	0	50,301	50,301
122	Algonquin	2,703	2,800	(1,403)	7	(920)	0	3,187	0	3,187	3,187
123	EnergyNorth	0	0	0	0	0	0	0	0	0	0
124	Essex Gas	49,416	310,610	(122,861)	195	40,909	0	278,269	0	278,269	278,269
125	Total KeySpan Retiree Welfare	\$ 23,708,000	\$ 59,653,000	\$ (70,644,000)	\$ (3,813,000)	\$ 10,976,112	\$ 0	\$ 19,880,112	\$ 1,884,272	\$ 17,995,840	\$ 19,880,112
126											
127	National Grid Retiree Welfare										
128	Granite State	0	0	0	0	0	0	0	0	0	0
129	Mass Electric	4,467,036	14,775,662	(16,960,152)	3,322,303	5,604,849	0	5,604,849	0	5,604,849	5,604,849
130	Nantucket Electric	33,538	111,286	(6,870,707)	212	36,337	0	181,373	0	181,373	181,373
131	Narragansett Electric	1,871,382	7,078,499	(6,870,707)	0	1,807,310	0	4,086,484	0	4,086,484	4,086,484
132	NE Power	0	1,858,437	(2,831,037)	11,068	789,640	0	(171,892)	0	(171,892)	(171,892)
133	NGUSCO	7,793,365	17,009,929	(16,974,054)	(793,971)	2,521,410	0	9,556,683	0	9,556,683	9,556,683
134	NE Gas	659,679	2,296,187	(3,541,054)	(19,984)	(605,172)	0	(605,172)	0	(605,172)	(605,172)
135	Total National Grid Retiree Welfare	14,825,000	43,130,000	(46,977,000)	(802,675)	8,477,000	0	18,652,325	0	18,652,325	18,652,325
136											
137	Niagara Mohawk Retiree Welfare										
138	NGUSCO	2,843,022	3,601,358	(3,154,227)	(25,096)	203,583	0	3,468,640	0	3,468,640	3,468,640
139	Niagara Mohawk	21,256,978	71,994,642	(69,465,773)	(128,746)	22,312,417	0	25,969,518	0	25,969,518	25,969,518
140	Total Niagara Mohawk Retiree Welfare	24,100,000	75,596,000	(92,620,000)	(153,842)	22,516,000	0	28,438,158	0	28,438,158	28,438,158
141											
142	Grand Total Retiree Welfare	\$ 62,633,000	\$ 178,379,000	\$ (210,241,000)	\$ (4,769,517)	\$ 41,969,112	\$ 0	\$ 67,970,595	\$ 1,884,272	\$ 17,995,840	\$ 67,970,595

NOTES:
 (1) Includes 2/3 of KeySpan Energy Corporation (KSE) for New York
 (2) Includes 21% of KSE for Long Island
 (3) Includes 100% of Transmission and Distribution (TND) and 54% of KSE for Long Island
 (4) Includes 25% of KSE for Long Island
 (5) Includes 1/3 of KSE for New York and 100% of Conversion (CON) for Long Island
 (6) Includes 100% of Headquarters (non-CSV)

Discount rate..... 4.30%
 Rate of compensation increase..... 3.50%
 Health care cost trend rate..... 6.5% pre-65 medical / 5.75% post-65 medical / 9.50% Rx. grading down to 4.50%

National Grid USA
Estimated Fiscal Year 2020 ASC 715 Expense - Business Unit/Company Code Allocation

	(a)	(b)	(c)	(d)	(e)	(f)	(g)	(h)	(i)	(j)	(k)	
Business Unit/Company Code	Postretirement Health Total	Service Cost	Interest Cost	Expected Return	Prior Svc Cost Amortization	(Gain)/Loss Amortization	Ongoing Expense	One-time Charges	Total Expense	Total Expense Long Island	Total Expense NY/NE	Total Expense
1 KeySpan Energy Delivery New York (1)	BUG	3,857,712	11,153,203	(15,701,378)	(20)	2,711,661	2,021,178	\$	0	23,013	1,998,165	2,021,178
2 KeySpan Energy Delivery Long Island (2)	BUL	6,469,822	10,252,169	(14,914,739)	(449,130)	(701,660)	656,462	0	0	406,302	250,160	656,462
3 KeySpan Electric Services LLC (3)	ESV	53,601	367,584	(375,229)	(23,533)	(19,994)	2,429	(4,033)	0	(6,871)	6,462	2,429
4 KeySpan Energy Trading Services LLC	TEG	0	38,593	(38,811)	(6,411)	2,878	(3,951)	0	0	(6,871)	2,920	(3,951)
5 KeySpan Generation LLC (4)	GEN	1,945,288	5,203,562	(7,145,344)	(461,488)	(306,276)	(764,258)	0	0	(764,258)	0	(764,258)
6 KeySpan Corporate Services LLC (5)	CSV	5,933,027	17,477,718	(17,168,226)	(1,969,212)	2,283,291	6,556,598	0	0	1,469,341	5,087,257	6,556,598
8 KeySpan Utility Services LLC	USV	0	1,300,110	(1,256,032)	(142,222)	237,415	139,271	0	0	(104,673)	243,944	139,271
9 KeySpan Engineering and Survey	KEC	2,626,083	4,341,675	(5,751,556)	(461,938)	(192,748)	561,516	0	0	518,948	42,568	561,516
10 KeySpan Energy Management Inc.	KEM	37,057	41,473	(48,262)	95	11,195	41,558	0	0	0	41,558	41,558
11 KeySpan Energy Services Inc.	KES	0	17,967	(14,745)	57	5,474	8,753	0	0	0	8,753	8,753
12 KeySpan Energy Solutions Inc.	KSL	0	286	(438)	0	66	(86)	0	0	0	(86)	(86)
13 KeySpan Energy Supply LLC	KSP	0	0	0	0	0	0	0	0	0	0	0
14 KeySpan Communications	KCM	0	0	0	0	0	0	0	0	0	0	0
15 KeySpan Services Inc.	KSI	0	0	0	0	0	0	0	0	0	0	0
16 KeySpan Plumbing & Heating Solutions LLC	PHL	0	0	0	0	0	0	0	0	0	0	0
17 KeySpan Plumbing & Heating Services Inc.	PHV	0	0	0	0	0	0	0	0	0	0	0
18 KeySpan Plumbing Solutions Inc.	PSL	0	255,741	(293,536)	(2,200)	64,916	24,321	0	0	(4,010)	28,331	24,321
19 KeySpan Home Energy Services NE	KHS	0	0	0	0	0	0	0	0	0	0	0
20 KeySpan Corporate Services LLC (KSI)	KSCSV	0	0	0	0	0	0	0	0	0	0	0
21 KeySpan Ravenswood Services Corp	RAV	0	196,357	(9,896)	(7,706)	42,418	221,173	0	0	241	220,932	221,173
22 KeySpan Northeast Ventures	KNEV	0	0	0	0	0	0	0	0	0	0	0
23 KeySpan Seneca	SEN	0	0	0	0	0	0	0	0	0	0	0
24 Boston Gas (6)	BGC	1,883,444	4,024,660	(4,062,798)	1,692	81,783	1,928,781	0	0	0	1,928,781	1,928,781
25 Colonial Gas (excluding Transgas)	COL	315,801	596,732	(456,711)	10	(43,095)	412,737	0	0	0	412,737	412,737
26 Transgas	TG	17,807	75,303	(39,000)	0	(13,736)	40,374	0	0	0	40,374	40,374
27 Algonquin	ALG	2,520	2,003	(1,140)	6	(82)	3,307	0	0	0	3,307	3,307
28 EnergyNorth	ENH	0	0	0	0	0	0	0	0	0	0	0
29 Essex Gas	ESX	46,838	286,464	(120,159)	0	22,694	235,837	0	0	0	235,837	235,837
Total KeySpan Postretirement Health		\$ 23,189,000	\$ 55,631,000	\$ (67,395,000)	\$ (3,524,000)	\$ 4,186,000	\$ 12,086,000	\$ 0	\$ 0	\$ 1,534,000	\$ 10,552,000	\$ 12,086,000

37 NOTES:
38 (1) Includes 2/3 of KeySpan Energy Corporation (KSE) for New York
39 (2) Includes 21% of KSE for Long Island
40 (3) Includes 100% of Transmission and Distribution (TND) and 54% of KSE for Long Island
41 (4) Includes 25% of KSE for Long Island
42 (5) Includes 1/3 of KSE for New York and 100% of Conversion (CON) for Long Island
43 (6) Includes 100% of Headquarters (non-CSV). Results for Health and Life Insurance are combined and shown under Health
44 Discount rate..... 4.30%
45 Rate of compensation increase... N/A
46 Health care cost trend rate..... 6.0% pre-65 medical / 5.5% post-65
47 medical / 8.75% Rx grading
48 down to 4.50%

**National Grid USA
Estimated Fiscal Year 2020 ASC 715 Expense - Business Unit/Company Code Allocation**

	(a)	(b)	(c)	(d)	(e)	(f)	(g)	(h)	(i)	(j)	(k)
Business Unit	Postretirement Life Total Service Cost	Interest Cost	Expected Return	Prior Svc Cost Amortization	(Gain)/Loss Amortization	Ongoing Expense	One-time Charges	Total Expense	Total Expense Long Island	Total Expense NY/NE	Total Expense
44											
45											
46											
47	BUG	\$ 302,474	\$ 1,193,556	\$ (850,689)	\$ (52,563)	\$ 1,441,123	\$ 0	\$ 1,441,123	\$ 1,473	\$ 1,439,650	\$ 1,441,123
48	BUL	\$ 232,237	\$ 838,528	\$ (1,455,901)	\$ (1,531)	\$ 171,751	\$ 0	\$ (214,916)	\$ (229,339)	\$ 14,483	\$ (214,916)
49	ESV	\$ 6,483	\$ (46,300)	\$ (28,747)	\$ (84)	\$ 3,121	\$ 0	\$ (63,527)	\$ (64,238)	\$ 711	\$ (63,527)
50	TEG	\$ 0	\$ 9,506	\$ (7,639)	\$ (133)	\$ 2,703	\$ 0	\$ 4,437	\$ 2,841	\$ 1,496	\$ 4,437
51	GEN	\$ 112,267	\$ 529,606	\$ (819,953)	\$ 0	\$ 109,050	\$ 0	\$ (69,030)	\$ (69,030)	\$ 0	\$ (69,030)
52											
53	CSV	\$ 309,197	\$ 1,709,975	\$ (1,389,384)	\$ (57,684)	\$ 635,796	\$ 0	\$ 1,207,900	\$ 364,421	\$ 843,479	\$ 1,207,900
54	USV	\$ 863	\$ 278,225	\$ (175,613)	\$ (22,918)	\$ 122,613	\$ 0	\$ 203,170	\$ 29,357	\$ 173,813	\$ 203,170
55	KEC	\$ 109,222	\$ 262,031	\$ (428,976)	\$ (109)	\$ 51,987	\$ 0	\$ (5,845)	\$ (11,766)	\$ 5,921	\$ (5,845)
56											
57	KEM	\$ 6,274	\$ 5,593	\$ (3,950)	\$ (252)	\$ 3,595	\$ 0	\$ 11,260	\$ 0	\$ 11,260	\$ 11,260
58	KES	\$ 0	\$ 290	\$ 0	\$ (83)	\$ 169	\$ 0	\$ 366	\$ 0	\$ 366	\$ 366
59	KSL	\$ 0	\$ 874	\$ (502)	\$ 0	\$ 336	\$ 0	\$ 708	\$ 708	\$ 0	\$ 708
60	KSP	\$ 0	\$ 0	\$ 0	\$ 0	\$ 0	\$ 0	\$ 0	\$ 0	\$ 0	\$ 0
61	KCM	\$ 0	\$ 1,760	\$ (1,029)	\$ 0	\$ 579	\$ 0	\$ 1,310	\$ 1,310	\$ 0	\$ 1,310
62	KSI	\$ 0	\$ 0	\$ 0	\$ 0	\$ 0	\$ 0	\$ 0	\$ 0	\$ 0	\$ 0
63	PHL	\$ 0	\$ 0	\$ 0	\$ 0	\$ 0	\$ 0	\$ 0	\$ 0	\$ 0	\$ 0
64	PHV	\$ 0	\$ 0	\$ 0	\$ 0	\$ 0	\$ 0	\$ 0	\$ 0	\$ 0	\$ 0
65	PJL	\$ 0	\$ 26,828	\$ (18,267)	\$ (1,736)	\$ 15,842	\$ 0	\$ 22,667	\$ (342)	\$ 23,009	\$ 22,667
66	KHS	\$ 0	\$ 306	\$ (70)	\$ (6)	\$ (309)	\$ 0	\$ (79)	\$ 0	\$ (79)	\$ (79)
67	KSCSV	\$ 0	\$ 0	\$ 0	\$ 0	\$ 0	\$ 0	\$ 0	\$ 0	\$ 0	\$ 0
68											
69	RAV	\$ 0	\$ 6,615	\$ (2,551)	\$ (1,427)	\$ 2,098	\$ 0	\$ 4,735	\$ 2,806	\$ 1,929	\$ 4,735
70											
71	KNEV	\$ 0	\$ 0	\$ 0	\$ 0	\$ 0	\$ 0	\$ 0	\$ 0	\$ 0	\$ 0
72	SENE	\$ 0	\$ 0	\$ 0	\$ 0	\$ 0	\$ 0	\$ 0	\$ 0	\$ 0	\$ 0
73											
74	BGC	\$ 6,461	\$ 70,173	\$ (17,333)	\$ (1,426)	\$ (67,378)	\$ 0	\$ (9,503)	\$ 0	\$ (9,503)	\$ (9,503)
75	COL	\$ 14,611	\$ 105,834	\$ (79,529)	\$ (6)	\$ 70,432	\$ 0	\$ 111,346	\$ 0	\$ 111,346	\$ 111,346
76	TG	\$ 2,756	\$ 5,368	\$ (2,125)	\$ 0	\$ 5,166	\$ 0	\$ 11,165	\$ 0	\$ 11,165	\$ 11,165
77	ALG	\$ 155	\$ 778	\$ (177)	\$ (16)	\$ (783)	\$ 0	\$ (43)	\$ 0	\$ (43)	\$ (43)
78	ENH	\$ 0	\$ 0	\$ 0	\$ 0	\$ 0	\$ 0	\$ 0	\$ 0	\$ 0	\$ 0
79	ESX	\$ 4,000	\$ 21,454	\$ (9,189)	\$ (14)	\$ 11,224	\$ 0	\$ 27,475	\$ 0	\$ 27,475	\$ 27,475
80											
81	Total KeySpan Postretirement Life	\$ 1,107,000	\$ 5,021,000	\$ (5,289,000)	\$ (140,000)	\$ 1,985,719	\$ 0	\$ 2,684,719	\$ 28,241	\$ 2,656,478	\$ 2,684,719

82
83 NOTES:
84 (1) Includes 2/3 of KeySpan Energy Corporation (KSE) for New York
85 (2) Includes 21% of KSE for Long Island
86 (3) Includes 100% of Transmission and Distribution (TND) and 54% of KSE for Long Island
87 (4) Includes 25% of KSE for Long Island
88 (5) Includes 1/3 of KSE for New York and 100% of Conversion (CON) for Long Island
89 (6) Includes 100% of Headquarters (non-CSV); Results for Health and Life Insurance are combined and shown under Health

Discount rate..... 4.30%
Rate of compensation increase... 3.50%
Health care cost trend rate..... N/A

**National Grid USA
Estimated Fiscal Year 2020 ASC 715 Expense - Business Unit/Company Code Allocation**

	(a)	(b)	(c)	(d)	(e)	(f)	(g)	(h)	(i)	(j)	(k)
	Retiree Welfare Total	Interest Cost	Expected Return	Prior Svc. Cost Amortization	(Gain)/Loss Amortization	Ongoing Expense	One-time Charges	Total Expense	Total Expense Long Island	Total Expense NY/NE	Total Expense
90											
91	Business Unit/Company Code										
92	KeySpan Energy Delivery New York (1)	\$ 4,160,186	\$ 12,346,759	\$ (16,551,447)	\$ (52,585)	\$ 3,462,301	\$ 0	\$ 3,462,301	\$ 24,486	\$ 3,437,815	\$ 3,462,301
93	BUL	6,702,059	11,090,697	(16,370,640)	(450,661)	(629,909)	0	441,546	176,903	264,643	441,546
94	KeySpan Energy Delivery Long Island (2)	60,084	321,284	(401,976)	(23,617)	(16,873)	0	(61,098)	(68,271)	7,173	(61,098)
95	KeySpan Electric Services LLC (3)	0	48,099	(44,450)	(8,544)	5,381	0	486	(3,930)	4,416	486
96	KeySpan Energy Trading Services LLC	2,057,555	5,733,168	(7,965,297)	(461,488)	(197,226)	0	(833,288)	(833,288)	0	(833,288)
97	KeySpan Generation LLC (4)										
98	KeySpan Corporate Services LLC (5)	6,242,224	19,187,893	(18,557,610)	(2,028,896)	2,919,087	0	7,764,498	1,833,762	5,930,736	7,764,498
99	KeySpan Utility Services LLC	863	1,578,935	(1,431,645)	(165,140)	360,028	0	342,441	(75,316)	417,757	342,441
100	KeySpan Engineering and Survey	2,735,305	4,603,706	(6,180,532)	(462,047)	(1,407,761)	0	555,671	507,182	48,489	555,671
101											
102	KeySpan Energy Management Inc.	43,331	47,066	(52,212)	(157)	14,790	0	52,818	0	52,818	52,818
103	KEM	0	18,257	(14,745)	(36)	5,643	0	9,119	0	9,119	9,119
104	KeySpan Energy Services Inc.	0	1,160	(940)	0	402	0	622	708	(86)	622
105	KeySpan Energy Solutions Inc.	0	0	0	0	0	0	0	0	0	0
106	KeySpan Energy Supply LLC	0	1,760	(1,029)	0	579	0	1,310	1,310	0	1,310
107	KeySpan Communications	0	0	0	0	0	0	0	0	0	0
108	KeySpan Services Inc.	0	0	0	0	0	0	0	0	0	0
109	KeySpan Plumbing & Heating Solutions LLC	0	0	0	0	0	0	0	0	0	0
110	KeySpan Plumbing & Heating Services Inc.	0	0	0	0	0	0	0	0	0	0
111	KeySpan Plumbing Solutions Inc.	0	281,969	(311,803)	(3,936)	80,758	0	46,988	(4,352)	51,340	46,988
112	KeySpan Home Energy Services NE	0	306	(70)	(6)	(309)	0	(79)	0	(79)	(79)
113	KeySpan Corporate Services LLC (KS)	0	0	0	0	0	0	0	0	0	0
114	KeySpan Ravenswood Services Corp.	0	202,872	(12,447)	(9,133)	44,516	0	225,908	3,047	222,861	225,908
115											
116	KeySpan Northeast Ventures	0	0	0	0	0	0	0	0	0	0
117	KNEV	0	0	0	0	0	0	0	0	0	0
118	Seneca	0	0	0	0	0	0	0	0	0	0
119											
120	Boston Gas (6)	1,889,905	4,094,833	(4,080,131)	266	14,405	0	1,919,278	0	1,919,278	1,919,278
121	Colonial Gas (excluding Transgas)	330,412	702,566	(536,236)	4	27,337	0	524,083	0	524,083	524,083
122	Transgas	20,563	80,671	(41,125)	0	(8,570)	0	51,539	0	51,539	51,539
123	Algonquin	2,675	2,781	(1,317)	(10)	(865)	0	3,264	0	3,264	3,264
124	EnergyNorth	0	0	0	0	0	0	0	0	0	0
125	Essex Gas	50,838	307,918	(129,348)	(14)	33,918	0	263,312	0	263,312	263,312
126	Total KeySpan Retiree Welfare	\$ 24,296,000	\$ 60,852,000	\$ (72,685,000)	\$ (3,664,000)	\$ 6,171,719	\$ 0	\$ 14,770,719	\$ 1,562,241	\$ 13,208,478	\$ 14,770,719
127											
128	National Grid Retiree Welfare										
129	Granite State	0	0	0	0	0	0	0	0	0	0
130	Mass Electric	4,337,286	14,958,496	(17,329,582)	0	3,544,839	0	5,511,039	0	5,511,039	5,511,039
131	Nantucket Electric	32,508	112,655	0	212	25,184	0	170,559	0	170,559	170,559
132	Narragansett Electric	1,820,818	7,164,386	(6,825,109)	0	1,731,193	0	3,891,288	0	3,891,288	3,891,288
133	NE Power	0	1,875,999	(2,854,859)	11,068	782,989	0	(184,803)	0	(184,803)	(184,803)
134	NGUSCO	7,371,725	17,125,197	(17,110,064)	0	2,281,795	0	9,668,653	0	9,668,653	9,668,653
135	NE Gas	642,663	2,321,267	(3,587,386)	(19,984)	0	0	(643,440)	0	(643,440)	(643,440)
136	Total National Grid Retiree Welfare	\$ 14,205,000	\$ 43,558,000	\$ (47,707,000)	\$ (8,704)	\$ 8,366,000	\$ 0	\$ 18,413,296	\$ 0	\$ 18,413,296	\$ 18,413,296
137											
138	Niagara Mohawk Retiree Welfare										
139	NGUSCO	2,816,206	3,584,393	(3,146,560)	0	425,273	0	3,679,312	0	3,679,312	3,679,312
140	Niagara Mohawk	20,507,794	72,787,607	(92,265,440)	0	17,109,127	0	18,139,688	0	18,139,688	18,139,688
141	Total Niagara Mohawk Retiree Welfare	\$ 23,324,000	\$ 76,372,000	\$ (95,412,000)	\$ 0	\$ 17,535,000	\$ 0	\$ 21,819,000	\$ 0	\$ 21,819,000	\$ 21,819,000
142											
143	Grand Total Retiree Welfare	\$ 61,825,000	\$ 180,582,000	\$ (215,804,000)	\$ (3,672,704)	\$ 32,072,719	\$ 0	\$ 55,003,015	\$ 1,562,241	\$ 13,208,478	\$ 55,003,015

NOTES:
 (1) Includes 2/3 of KeySpan Energy Corporation (KSE) for New York
 (2) Includes 21% of KSE for Long Island
 (3) Includes 100% of Transmission and Distribution (TND) and 54% of KSE for Long Island
 (4) Includes 25% of KSE for Long Island
 (5) Includes 1/3 of KSE for New York and 100% of Conversion (CON) for Long Island
 (6) Includes 100% of Headquarters (non-CS)

Discount rate..... 4.30%
 Rate of compensation increase... 3.50%
 Health care cost trend rate..... 6.0% pre-65 medical / 5.5% post-65 medical / 8.75% Rx grading down to 4.50%

**National Grid USA
Estimated Fiscal Year 2021 ASC 715 Expense - Business Unit/Company Code Allocation**

Business Unit/Company Code	Postretirement Health Total			(c)	(d)	(e)	(f)	(g)	(h)	(i)	(j)	(k)
	Service Cost	Interest Cost	Expected Return									
1 KeySpan Energy Delivery New York (1)	BUG	\$ 3,983,089	\$ 11,359,176	\$ (16,163,791)	\$ 0	\$ 1,463,372	\$ 641,846	\$ 0	\$ 641,846	\$ 35,409	\$ 606,437	\$ 641,846
2 KeySpan Energy Delivery Long Island (2)	BUL	6,723,895	10,442,280	(15,249,872)	0	(939,247)	977,056	0	977,056	835,143	141,913	977,056
3 KeySpan Electric Services LLC (3)	ESV	55,008	564,465	(657,051)	0	(42,514)	(60,092)	0	(60,092)	(82,270)	2,178	(60,092)
4 KeySpan Energy Trading Services LLC	TEG	0	38,741	(35,504)	0	(1,916)	321	0	321	(472)	793	321
5 KeySpan Generation LLC (4)	GEN	2,014,372	5,286,126	(7,270,022)	0	(446,491)	(416,015)	0	(416,015)	(416,015)	0	(416,015)
6 KeySpan Corporate Services LLC (5)	CSV	5,918,219	17,695,170	(17,412,436)	0	(68,227)	6,132,726	0	6,132,726	2,838,350	3,294,376	6,132,726
7 KeySpan Utility Services LLC	USV	0	1,308,129	(1,265,369)	0	(10,136)	32,624	0	32,624	5,204	27,420	32,624
8 KeySpan Engineering and Survey	KEC	2,709,438	4,434,801	(5,878,490)	0	(345,208)	920,541	0	920,541	888,079	32,462	920,541
9 KeySpan Energy Management Inc.	KEM	38,498	41,986	(49,503)	0	2,554	33,535	0	33,535	0	33,535	33,535
10 KeySpan Energy Services Inc.	KES	0	18,045	(14,998)	0	(489)	2,558	0	2,558	0	2,558	2,558
11 KeySpan Energy Solutions Inc.	KSL	0	292	(452)	0	49	(111)	0	(111)	0	(111)	(111)
12 KeySpan Energy Supply LLC	KSP	0	0	0	0	0	0	0	0	0	0	0
13 KeySpan Communications	KCM	0	0	0	0	0	0	0	0	0	0	0
14 KeySpan Services Inc.	KSI	0	0	0	0	0	0	0	0	0	0	0
15 KeySpan Plumbing & Heating Solutions LLC	PHL	0	0	0	0	0	0	0	0	0	0	0
16 KeySpan Plumbing & Heating Services Inc.	PHV	0	0	0	0	0	0	0	0	0	0	0
17 KeySpan Home Energy Services NE	PSL	0	258,307	(300,769)	0	14,877	(27,581)	0	(27,581)	(1,975)	(25,606)	(27,581)
18 KeySpan Corporate Services LLC (KSI)	KSCSV	0	0	0	0	0	0	0	0	0	0	0
19 KeySpan Ravenswood Services Corp	RAV	0	199,983	(9,007)	0	27,349	218,325	0	218,325	6,647	211,778	218,325
20 KeySpan Northeast Ventures	KNEV	0	0	0	0	0	0	0	0	0	0	0
21 Seneca	SEN	0	0	0	0	0	0	0	0	0	0	0
22 Boston Gas (6)	BGC	1,965,198	4,021,381	(4,063,071)	0	65,702	1,989,210	0	1,989,210	0	1,989,210	1,989,210
23 Colonial Gas (excluding Transgas)	COL	328,878	598,216	(455,636)	0	(39,644)	431,814	0	431,814	0	431,814	431,814
24 Transgas	TG	17,629	75,426	(38,264)	0	(12,632)	42,159	0	42,159	0	42,159	42,159
25 Algonquin	ALG	2,485	1,975	(1,089)	0	(82)	3,299	0	3,299	0	3,299	3,299
26 EnergyNorth	ENH	0	0	0	0	0	0	0	0	0	0	0
27 Essex Gas	ESX	49,281	282,501	(114,680)	0	18,683	235,785	0	235,785	0	235,785	235,785
Total KeySpan Postretirement Health		\$ 23,806,000	\$ 56,627,000	\$ (69,981,000)	\$ 0	\$ (314,000)	\$ 11,138,000	\$ 0	\$ 11,138,000	\$ 4,108,000	\$ 7,030,000	\$ 11,138,000

NOTES:
 (1) Includes 2/3 of KeySpan Energy Corporation (KSE) for New York
 (2) Includes 21% of KSE for Long Island
 (3) Includes 100% of Transmission and Distribution (TND) and 54% of KSE for Long Island
 (4) Includes 25% of KSE for Long Island
 (5) Includes 1/3 of KSE for New York and 100% of Conversion (CON) for Long Island
 (6) Includes 100% of Headquarters (non-CSV); Results for Health and Life Insurance are combined and shown under Health

Discount rate..... 4.30%
 Rate of compensation increase... N/A
 Health care cost trend rate..... 5.75% pre-65 medical / 5.25% post-65 medical / 8.0% Rx grading down to 4.50%

**National Grid USA
Estimated Fiscal Year 2021 ASC 715 Expense - Business Unit/Company Code Allocation**

	(a)	(b)	(c)	(d)	(e)	(f)	(g)	(h)	(i)	(j)	(k)	
Business Unit	Postretirement Life Total	Interest Cost	Expected Return	Prior Svc Cost Amortization	(Gain)/Loss Amortization	Ongoing Expense	One-time Charges	Total Expense	Total Expense Long Island	Total Expense NY/NE	Total Expense	
44 KeySpan Energy Delivery New York (1)	BUL	\$ 311,785	\$ 1,183,208	\$ (895,161)	\$ 0	\$ 888,495	\$ 1,484,327	\$ 0	\$ 1,484,327	\$ 1,482,796	\$ 1,484,327	
47 KeySpan Energy Delivery Long Island (2)	BUL	239,177	825,313	(1,473,523)	0	263,093	(145,940)	0	(145,940)	14,631	(145,940)	
48 KeySpan Electric Services LLC (3)	ESV	6,681	(32,360)	(50,323)	0	9,134	(66,868)	0	(66,868)	720	(66,868)	
50 KeySpan Energy Trading Services LLC	TEG	0	9,284	(7,424)	0	2,526	4,386	0	4,386	1,460	4,386	
51 KeySpan Generation LLC (4)	GEN	115,357	520,086	(824,557)	0	153,654	(35,460)	0	(35,460)	0	(35,460)	
52												
53 KeySpan Corporate Services LLC (5)	CSV	308,413	1,683,748	(1,398,415)	(1,532)	641,459	1,233,673	0	1,233,673	870,617	1,233,673	
54 KeySpan Utility Services LLC	USV	893	270,914	(175,321)	0	117,653	214,039	0	214,039	184,205	214,039	
55 KeySpan Engineering and Survey	KEC	111,382	259,108	(434,180)	0	77,038	13,348	0	13,348	6,012	13,348	
56												
57 KeySpan Energy Management Inc.	KEM	6,435	5,548	(4,138)	0	3,615	11,460	0	11,460	0	11,460	
58 KeySpan Energy Services Inc.	KES	0	268	0	0	169	437	0	437	437	437	
59 KeySpan Energy Solutions Inc.	KSL	0	847	(464)	0	286	669	0	669	0	669	
60 KeySpan Energy Supply LLC	KSP	0	0	0	0	0	0	0	0	0	0	
61 KeySpan Communications	KCM	0	1,707	(950)	0	491	1,248	0	1,248	0	1,248	
62 KeySpan Services Inc.	KSI	0	0	0	0	0	0	0	0	0	0	
63 KeySpan Plumbing & Heating Solutions LLC	PHL	0	0	0	0	0	0	0	0	0	0	
64 KeySpan Plumbing & Heating Services Inc.	PHV	0	0	0	0	0	0	0	0	0	0	
65 KeySpan Plumbing Solutions Inc.	PSL	0	26,432	(18,940)	0	16,038	23,550	0	23,550	23,761	23,550	
66 KeySpan Home Energy Services NE	KHS	0	308	(65)	(6)	(288)	(41)	0	(41)	(41)	(41)	
67 KeySpan Corporate Services LLC (KSI)	KSCSV	0	0	0	0	0	0	0	0	0	0	
68												
69 KeySpan Ravenswood Services Corp	RAV	0	6,450	(2,350)	0	1,774	5,874	0	5,874	3,165	5,874	
70												
71 KeySpan Northeast Ventures	KNEV	0	0	0	0	0	0	0	0	0	0	
72 Seneca	SEN	0	0	0	0	0	0	0	0	0	0	
73												
74 Boston Gas (6)	BGC	6,366	70,650	(14,120)	(1,426)	(62,790)	(1,320)	0	(1,320)	(1,320)	(1,320)	
75 Colonial Gas (excluding Transgas)	COL	14,603	105,947	(85,386)	(6)	64,812	99,970	0	99,970	99,970	99,970	
76 Transgas	TG	2,756	5,301	(2,391)	0	4,763	10,429	0	10,429	10,429	10,429	
77 Algonquin	ALG	152	783	(139)	(16)	(729)	51	0	51	51	51	
78 EnergyNorth	ENH	0	0	0	0	0	0	0	0	0	0	
79 Essex Gas	ESX	4,000	21,458	(10,163)	(14)	10,261	25,542	0	25,542	25,542	25,542	
80												
Total KeySpan Postretirement Life		\$ 1,128,000	\$ 4,965,000	\$ (5,402,000)	\$ (3,000)	\$ 2,191,354	\$ 2,879,354	\$ 0	\$ 2,879,354	\$ 145,459	\$ 2,733,895	\$ 2,879,354

83 NOTES:
 (1) Includes 2/3 of KeySpan Energy Corporation (KSE) for New York
 (2) Includes 21% of KSE for Long Island
 (3) Includes 100% of Transmission and Distribution (TND) and 54% of KSE for Long Island
 (4) Includes 25% of KSE for Long Island
 (5) Includes 1/3 of KSE for New York and 100% of Conversion (CON) for Long Island
 (6) Includes 100% of Headquarters (non-CSV); Results for Health and Life Insurance are combined and shown under Health

Discount rate..... 4.30%
 Rate of compensation increase... 3.50%
 Health care cost trend rate..... N/A

**National Grid USA
Estimated Fiscal Year 2021 ASC 715 Expense - Business Unit/Company Code Allocation**

	(a)	(b)	(c)	(d)	(e)	(f)	(g)	(h)	(i)	(j)	(k)
	Retiree Welfare Total	Interest Cost	Expected Return	Prior Svc Cost Amortization	(Gain)/Loss Amortization	Ongoing Expense	One-time Charges	Total Expense	Total Expense Long Island	Total Expense NY/NE	Total Expense
90											
91	Business Unit/Company Code										
92	KeySpan Energy Delivery New York (1)	\$ 4,294,874	\$ 12,542,384	\$ (17,062,952)	\$ 0	\$ 2,351,867	\$ 2,126,173	\$ 0	\$ 36,940	\$ 2,089,233	\$ 2,126,173
93	BUL	6,963,072	11,267,593	(16,723,395)	0	(676,154)	831,116	0	674,572	156,544	831,116
94	KeySpan Energy Delivery Long Island (2)										
95	KeySpan Electric Services LLC (3)	61,689	532,105	(707,374)	0	(33,380)	(146,960)	0	(149,858)	2,898	(146,960)
96	KeySpan Energy Trading Services LLC	0	48,025	(43,928)	0	610	4,707	0	2,454	2,253	4,707
97	KeySpan Generation LLC (4)	2,129,729	5,806,212	(8,094,579)	0	(292,837)	(451,475)	0	(451,475)	0	(451,475)
98											
99	KeySpan Corporate Services LLC (5)	6,226,632	19,378,918	(18,810,851)	(1,532)	573,232	7,366,399	0	3,201,406	4,164,993	7,366,399
100	KeySpan Utility Services LLC	893	1,579,043	(1,440,690)	0	107,417	246,663	0	35,038	211,625	246,663
101	KeySpan Engineering and Survey	2,820,820	4,693,909	(6,312,670)	0	(268,170)	933,889	0	895,415	38,474	933,889
102											
103	KeySpan Energy Management Inc.	44,933	47,534	(53,641)	0	6,169	44,995	0	0	44,995	44,995
104	KeySpan Energy Services Inc.	0	18,313	(14,998)	0	(320)	2,995	0	0	2,995	2,995
105	KeySpan Energy Solutions Inc.	0	1,139	(916)	0	335	558	0	669	(111)	558
106	KeySpan Energy Supply LLC	0	0	0	0	0	0	0	0	0	0
107	KeySpan Communications	0	1,707	(950)	0	491	1,248	0	1,248	0	1,248
108	KeySpan Services Inc.	0	0	0	0	0	0	0	0	0	0
109	KeySpan Plumbing & Heating Solutions LLC	0	0	0	0	0	0	0	0	0	0
110	KeySpan Plumbing & Heating Services Inc.	0	0	0	0	0	0	0	0	0	0
111	KeySpan Plumbing Solutions Inc.	0	284,739	(319,705)	0	30,915	(4,051)	0	(2,206)	(1,845)	(4,051)
112	KeySpan Home Energy Services NE	0	308	(65)	(6)	(288)	(41)	0	0	(41)	(41)
113	KeySpan Corporate Services LLC (KS)	0	0	0	0	0	0	0	0	0	0
114											
115	KeySpan Ravenswood Services Corp.	0	206,433	(11,357)	0	29,123	224,199	0	9,256	214,943	224,199
116											
117	KeySpan Northeast Ventures	0	0	0	0	0	0	0	0	0	0
118	Seneca	0	0	0	0	0	0	0	0	0	0
119											
120	Boston Gas (6)	1,971,564	4,092,031	(4,077,191)	(1,426)	2,912	1,987,890	0	0	1,987,890	1,987,890
121	Colonial Gas (excluding Transgas)	343,481	704,163	(541,022)	(6)	25,168	531,784	0	0	531,784	531,784
122	Transgas	20,385	80,727	(40,655)	0	(7,869)	52,588	0	0	52,588	52,588
123	Algonquin	2,647	2,758	(1,228)	(16)	(811)	3,350	0	0	3,350	3,350
124	EnergyNorth	0	0	0	0	0	0	0	0	0	0
125	Essex Gas	53,281	303,959	(124,843)	(14)	28,944	261,327	0	0	261,327	261,327
126	Total KeySpan Retiree Welfare	\$ 24,934,000	\$ 61,592,000	\$ (74,383,000)	\$ (3,000)	\$ 1,877,354	\$ 14,017,354	\$ 0	\$ 4,253,459	\$ 9,763,895	\$ 14,017,354
127											
128	National Grid Retiree Welfare										
129	Granite State	0	0	0	0	0	0	0	0	0	0
130	Mass Electric	4,166,208	15,114,020	(17,715,430)	0	3,680,132	5,244,930	0	0	5,244,930	5,244,930
131	Nantucket Electric	31,203	113,816	212	212	(21,011)	166,242	0	0	166,242	166,242
132	Narragansett Electric	49	1,750,566	(6,986,418)	0	1,611,819	3,612,948	0	0	3,612,948	3,612,948
133	NE Power	10	1,889,495	(2,879,554)	11,068	755,702	(223,289)	0	0	(223,289)	(223,289)
134	NGUSCO	99	7,000,839	(17,197,963)	(19,984)	1,994,336	8,942,165	0	0	8,942,165	8,942,165
135	NE Gas	618,194	2,341,715	(3,635,625)	(19,984)	0	(695,700)	0	0	(695,700)	(695,700)
136	Total National Grid Retiree Welfare	13,567,000	43,894,000	(48,466,000)	(8,704)	8,063,000	17,047,296	0	17,047,296	0	17,047,296
137											
138	Niagara Mohawk Retiree Welfare										
139	NGUSCO	2,799,003	3,560,087	(3,128,616)	0	114,352	3,344,826	0	0	3,344,826	3,344,826
140	Niagara Mohawk	20,261,997	73,441,913	(94,404,384)	0	8,285,648	7,585,174	0	0	7,585,174	7,585,174
141	Total Niagara Mohawk Retiree Welfare	23,061,000	77,002,000	(97,533,000)	0	8,400,000	10,930,000	0	10,930,000	0	10,930,000
142											
143	Grand Total Retiree Welfare	\$ 61,562,000	\$ 182,488,000	\$ (220,384,000)	\$ (11,704)	\$ 18,340,354	\$ 41,994,650	\$ 0	\$ 4,253,459	\$ 9,763,895	\$ 41,994,650

NOTES:
 (1) Includes 2/3 of KeySpan Energy Corporation (KSE) for New York
 (2) Includes 21% of KSE for Long Island
 (3) Includes 100% of Transmission and Distribution (TND) and 54% of KSE for Long Island
 (4) Includes 25% of KSE for Long Island
 (5) Includes 1/3 of KSE for New York and 100% of Conversion (CON) for Long Island
 (6) Includes 100% of Headquarters (non-CS)

Discount rate..... 4.30%
 Rate of compensation increase... 3.50%
 Health care cost trend rate..... 5.75% pre-65 medical / 5.25% post-65 medical / 8.0% Rx grading down to 4.50%

NARRAGANSETT ELECTRIC
GL ACTIVITY 254010 - NEES PURCHASE ACCOUNTING REGULATORY LIABILITY
MARCH 22, 2000 UNRECOGNIZED COMPONENTS

	B/F	Exp	Months	Beg Bal 3/22/2000	(a) Balance 3/31/2017	(b) Amort FY17/18	(c) Balance 3/31/2018	(d) Amort FY18/19	(e) Balance 3/31/2019	(f) Amort FY19/20	(g) Balance 3/31/2020	
FAS 106												
1		AG1070, B01	153.32	14,052,851	0	0	0	0	0	0	0	
2		AG1070, B01	153.32	28,921,748	0	0	0	0	0	0	0	
3		AG1070, B01	150.59	142,119	0	0	0	0	0	0	0	
4		AG1070, B01	219.60	-10,008,032	-680,275	546,887	-133,388	133,388	0	0	0	
5		AG1070, B01	232.80	-33,184,457	-4,072,528	1,710,539	-2,361,989	1,710,539	-651,450	651,450	0	
6		TOTAL		-75,770	-4,752,802	2,257,426	-2,495,376	1,843,927	-651,449	651,450	1	
QUALIFIED PENSION												
7		AG1060, B06	21.33	29,169	0	0	0	0	0	0	0	
8		AG1060, B06	33.32	-990,273	0	0	0	0	0	0	0	
9		AG1060, B06	52.85	163,289	0	0	0	0	0	0	0	
10		AG1060, B06	60.91	658,082	0	0	0	0	0	0	0	
11		AG1060, B06	162.00	-14,396,292	0	0	0	0	0	0	0	
12		AG1060, B06	178.80	-29,149,377	0	0	0	0	0	0	0	
13		TOTAL		-43,685,402	0	0	-2,495,376	1,843,927	-651,449	651,450	1	
SUPPLEMENTAL PENSION												
14		AG1060, B06	21.32	1,997	0	0	0	0	0	0	0	
15		AG1060, B06	140.40	170,492	0	0	0	0	0	0	0	
16		TOTAL		172,489	0	0	0	0	0	0	0	
17		G TOTAL		-43,588,683	-4,752,802	2,257,426	-2,495,376	1,843,927	-651,449	651,450	1	

	\$	-	-	-	-	-	-	-	-	-	-
22	Qualified Pension										
23	Nonqualified Pension - ESRP										
24	FAS106										
25	Total										
		\$	-	-	-	-	-	-	-	-	-
			2,257,426	1,843,927	651,450	0	0	0	0	0	0
		\$	<u>2,257,426</u>	<u>1,843,927</u>	<u>651,450</u>	<u>0</u>	<u>0</u>	<u>0</u>	<u>0</u>	<u>0</u>	<u>0</u>

**Narragansett Gas Company (Co. 5360, RIG1000)
Amortization of Regulatory Asset U/C1823250
Pension/FAS106 Purchase Accounting Adjustment at Merger**

Description - At merger (8/24/06), the unrecognized components of the pension and retiree welfare/FAS106 plans were recognized and recorded as regulatory assets. The unrecognized components will be amortized over the average remaining service lives of employees. Per Hewitt, the average remaining service period for the Providence Energy plans is 10 years. The average remaining service period for the Valley Resources plans is 14 years.
Amortization of the pension plans' unrecognized components will be recorded to pension expense (U6102060)
Amortization of the retiree welfare plans' unrecognized components will be recorded to FAS106 expense (U6102010)

Description	Balance at Merger 08/24/06	Amort Period (months)	(a)		(b)		(c)		(d)		(e)		(f)		(g)		(h)		(i)	
			Balance at 03/31/17	Amort Exp	Balance at 03/31/18	Amort Exp	Balance at 03/31/19	Amort Exp	Balance at 03/31/20	Amort Exp	Balance at 03/31/21	Amort Exp	Balance at 03/31/22	Amort Exp						
Unrecog comp - Pension - Prov Energy	30,221,985	120	-	-	-	-	-	-	-	-	-	-	-	-	-	-	-	-	-	-
Unrecog comp - Pension - Valley Resource	14,602,866	168	3,563,795	1,043,062	2,520,733	1,043,062	1,477,671	1,043,062	434,609	434,609	434,609	434,609	434,609	434,609	434,609	434,609	434,609	434,609	434,609	(0)
	44,824,851		3,563,795	1,043,062	2,520,733	1,043,062	1,477,671	1,043,062	434,609	434,609	434,609	434,609	434,609	434,609	434,609	434,609	434,609	434,609	434,609	(0)
Unrecog comp - FAS106 - Prov Energy	12,470,395	120	(0)	(0)	(0)	(0)	(0)	(0)	(0)	(0)	(0)	(0)	(0)	(0)	(0)	(0)	(0)	(0)	(0)	(0)
Unrecog comp - FAS106 - Valley Resource	7,597,666	168	1,854,192	542,690	1,311,502	542,690	768,811	542,690	226,121	226,121	226,121	226,121	226,121	226,121	226,121	226,121	226,121	226,121	226,121	(0)
	20,068,061		1,854,192	542,690	1,311,502	542,690	768,811	542,690	226,121	226,121	226,121	226,121	226,121	226,121	226,121	226,121	226,121	226,121	226,121	(0)
	64,892,912		5,417,987	1,585,752	3,832,235	1,585,752	2,246,482	1,585,752	660,730	660,730	660,730	660,730	660,730	660,730	660,730	660,730	660,730	660,730	660,730	(0)


COMPLIANCE ATTACHMENT 3

Workpaper 9

Electric Operations

The Narragansett Electric Company d/b/a National Grid
Electric Operations
Rate Year Ended August 31, 2019


1 Crane Operations Training - Page 1



September 26, 2017

QUO-03245-R8M5H3 R3

Mr. Kirk Hurme
Safety and Regulatory Training
National Grid
Email: kirk.hurme@nationalgrid.com



Re: CIC Certification/NCCER Certification Testing & Training for Articulating Boom and Hydraulic Under 21 Ton

Dear Kirk:

GP Strategies (GP) is pleased to provide National Grid with this proposal to conduct Crane Training certification services.

GP is a full-service performance improvement organization with expertise and experience in all aspects of training program design, development, and implementation, from instructor-led classroom, asynchronous and synchronous e-learning and blended training solutions, to self-study audio and videotapes. GP has the capability to deliver in virtually every media available. We also welcome National Grid to review our organization via our website at www.gpstrategies.com.


Established in 1966, GP is one of the oldest and most mature training companies and enjoys over 50 years of technical training as our core competency. GP is a wholly owned subsidiary of GP Strategies, Inc. GP Strategies is publicly traded on the NYSE under the symbol of GPX. GP's home office resides in Columbia, Maryland just outside of Baltimore.

With more than 3,500 training professionals, and 69 offices around the world, GP is experienced in training needs assessment; instructional systems design; program and vendor management; instructor resource management; training administration, industrial maintenance training and help desk support; Learning Management System (LMS) selection and implementation; learning systems architecture; and tailored training program design, development, and delivery. These are all core competencies within GP.

QUO-03245-R8M5H3 R3

The Narragansett Electric Company d/b/a National Grid
Electric Operations
Rate Year Ended August 31, 2019

1 Crane Operations Training - Page 2



Scope of Work:

Specifically, GP will provide CIC/NCCER Certified Instructor to conduct training and certification for Boom Truck Operators at National Grids designated facilities that meet CIC/NCCER requirements (See attachment "A").

To make this class possible, National Grid will furnish necessary equipment and an approved site in advance as outlined in Attachment "A". GP will provide course material, written exams and practical Exams to support a minimum of 8 students up to a maximum of 12 for the course. The training will provide the necessary material and hands on to fully understand the mechanical concepts being delivered in the class.


Deliverables:

- CIC Certification Testing and Training Articulating Boom and Hydraulic Boom under 21 tons.
- 3-day training session:
 - Day 1 and 2
 - Classroom Training Covering OSHA Regulations and Load Charts
 - Day 3
 - Written Exam
 - General knowledge Articulating Boom and Hydraulic Boom under 21 tons.
- Practical Exam
 - Articulating Boom and Hydraulic Boom (2 practical exams for each person)
- Upon successful completion Certification Card from the Crane Institute will be issued as seen below.

QUO-03245-R8M5H3 R3

The Narragansett Electric Company d/b/a National Grid
Electric Operations
Rate Year Ended August 31, 2019

1 Crane Operations Training - Page 3



Pricing:

GP Strategies will provide certified instructors to complete the work as described in this proposal based on our discussions with National Grid. GP Strategies provides the following billing.

█ Per attendee plus travel and living for instructors billed at cost.
█ Per session Category 2 GP Fee

In the event of a failure of either the practical or the written exam the following charges will apply for test re-take and be billed to NRG

CIC:
█ Practical per person
█ Written per person

NCCER:
█ Practical per person
█ Written per person

GP requires a minimum of 6 students to conduct a class with a maximum of 10 students per class.

GP Strategies will invoice National Grid for the number of students and instructor travel in a given month at the end of that month.

Cancellation Terms:

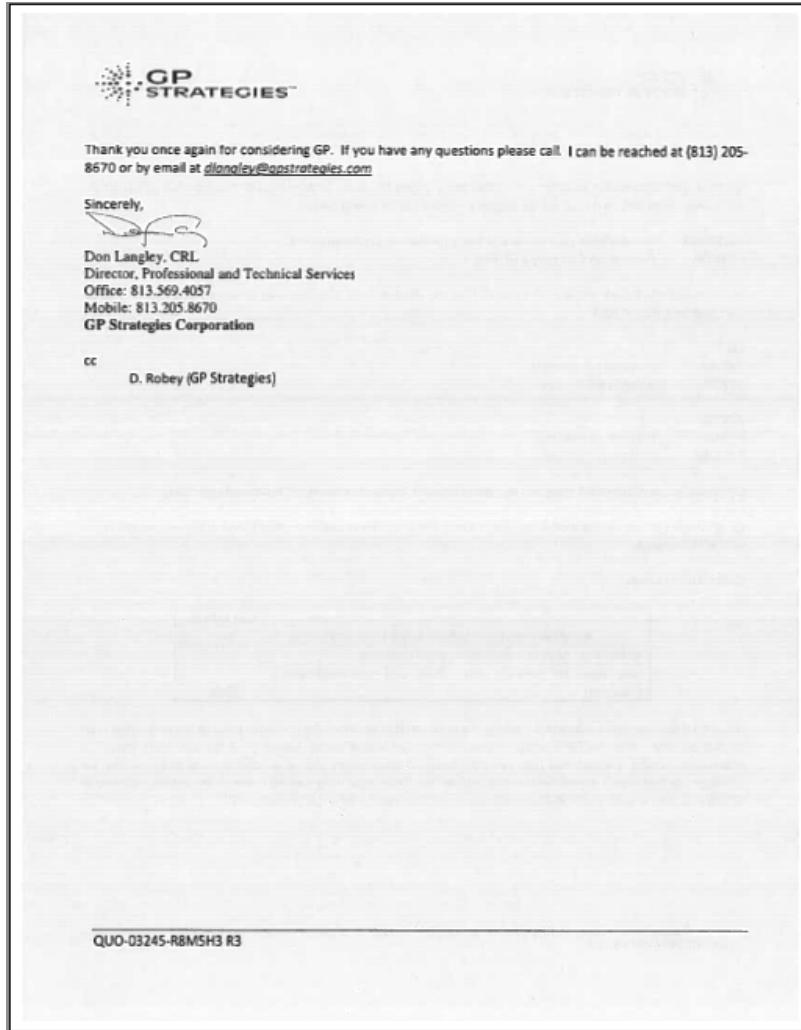
Business Days Prior to Scheduled Class Start Date	% of rate to pay
10 business days or more before class start date	0%
Less than 10 business days (fees and non-refundable expenses)	100%

If National Grid cancels a scheduled training program ten (10) business days or more prior to the scheduled start of that program, then no GP Strategies cancellation fees would apply. However, if National Grid cancels a scheduled training program less than ten (10) business days before the scheduled start of the program, GP Strategies will invoice National Grid for the course fees that would have earned if the program had occurred as scheduled, plus any non-refundable travel expenses. (Course minimum of 8 students).

QUO-03245-RBMSH3 R3

The Narragansett Electric Company d/b/a National Grid
Electric Operations
Rate Year Ended August 31, 2019

1 Crane Operations Training - Page 4



The Narragansett Electric Company d/b/a National Grid
Adjustments to Interest on Customer Deposits
Rate Year Ended August 31, 2019

1 Crane Operations Training - Page 5

Attachment A
Site Requirements

Site Requirements

Requirement needed to register your site for crane training and practical exams. We require:

- Photos of the waiting area, training room, and lot that the crane will be set-up on
- A birds-eye-view drawing of the site that includes the training building and lot.

For the waiting and training room:

- Neat and orderly with adequate seating and lighting
- 4 feet between each candidate during exams
- Near restrooms
- Out of sight of practical exams
- Waiting room should be dedicated to candidates
- Access to refreshments (water, vending machine)
- Rooms need to be climate controlled

For the practical exam area:

- No overhead power lines within 165' feet from center of rotation
- Relatively level lot
- Ground under crane should be compacted, and appropriate floats or pads should be used

Crane:

A boom truck with 75' of boom.

Reminder: Your site will not be registered until receipts of the above items are met. Please allow GP three weeks from exam date to register the site.

Please verify all details and sign below.

GP Contact: <u>Don Langley</u>	Authorized Contact: <u>Kirk Hume</u>
Title: <u>Director</u>	Title: <u>Training Manager</u>
Signature: <u>[Signature]</u>	Signature: <u>[Signature]</u>
Date: <u>9/26/2017</u>	Date: <u>10/10/17</u>

Please send your pictures to dlangley@gnstrategies.com, along with this signed document. If you have any questions, please feel free to call 813-205-8670!



QUO-03245-R8M5H3 R3

The Narragansett Electric Company d/b/a National Grid
Electric Operations
Rate Year Ended August 31, 2019

1 Trouble Trucks - Page 1

RI New Addition
TOTAL (3)
1063

FLEET SERVICES VEHICLE AND EQUIPMENT CATALOG
HEAVY DUTY TRUCKS
Page 13

 	STANDARD EQUIPMENT	OPTIONAL EQUIPMENT
	<p>CAB & CHASSIS</p> <ul style="list-style-type: none"> - Freightliner M2-106, 96 in. CA - 28,000 lbs. GVW - Two Wheel Drive, Single Rear Axle, Dual Rear Wheel - Diesel Engine - Cummins ISB 6.7L, 260HP - Exhaust Brake - Automatic Transmission - Air Conditioning - Front Axle - 10,000 lb. - Rear Axle - 16,000 lb., Locking Differential - Air Brakes, ABS - Tires - (6) Goodyear 11R 22.5 - AM/FM Radio - Front Tow Hooks - Seating - Driver & passenger air-ride buckets <p>BODY</p> <ul style="list-style-type: none"> - 132 in. Line Body - Compartments - Street side - (3) vert., (1) horiz. - Curbside - (2) vert., walk-through, (1) horiz. - Hoist/lock Comp., Ladder Box, Rope Holders, Cone Holder, Wheel Chock Holders, Sign Carrier, Visa, Window Guard - Rear Step Bumper Assembly - Deck Extension & Tailgate Retainer - Grounding Connectors - Lighting - Comp. lighting, Rotating beacons, Phoenix Light, Work lights - Back-up Camera - Inverter <p>AERIAL LIFT</p> <ul style="list-style-type: none"> - Alltec TA40 - Articulating/Telescoping, Nonovercenter Personnel Lift - Height - 40 ft. bottom of bucket - Reach - 29 ft. from center of rotation @ 17 ft. height - Dielectric Capacity - ANSI rated to 46 kV - Platform Controls - Single Stick, Hydraulic - Pedestal Controls - Single Man Platform w/Liner (400 lb. cap.) & Cover - Emergency Lowering - Platform Tilt and Rotation - Hydraulic Tool Circuit @ Platform & Tail shaft - Engine Stop/Start @ platform - Torsion bars for stability <p>TOTAL COST</p> <p>Standard Equipment Cost \$ <u>147,000</u></p> <p>Optional Equipment Cost (+) \$ _____</p> <p>TOTAL EQUIPMENT COST (=) \$ _____</p> <p>Approved: <u>[Signature]</u> Date <u>6-9-17</u> <small>Operator Manager</small></p> <p>Approved: <u>[Signature]</u> Date <u>6/9/17</u> <small>Operations Official</small></p> <p>Approved: _____ Date _____ <small>Fleet Representative</small></p>	<p>OPTIONS (Circle options needed)</p> <ul style="list-style-type: none"> - Capstan - 4,000 lb. mounted rear outside \$2,600 - High Slow \$360 - Pintle Hook & Trailer Air Brake, 33K GVW \$1,650 - Two Person Bucket \$5,000 - *requires set of outriggers & 96 in. CA truck - Material Handling Jib \$14,000 - *requires set of outriggers, 96 in. CA & 33K GVW - Seat Climate \$2,000 - Plug-in Hybrid \$33,000 <p>AVL Required? (Please circle) _____ Apportioned Plates Required? (Please circle) _____</p> <p>Total Optional Equip. Cost \$ <u>2,000</u> (Add to Standard Cost and, fill in Total Cost)</p> <p style="text-align: center;">REASON FOR REPLACEMENT</p> <p>1. _____ FLEET AGE/MILEAGE CANDIDATE</p> <p>2. _____ ACCIDENT CASUALTY</p> <p>OLD UNIT-NUMBER: _____</p> <p style="text-align: center;">REASON FOR ADDITION</p> <p>1. <input checked="" type="checkbox"/> NEW POSITION/CREW</p> <p>2. _____ RENTAL REPLACEMENT* (Rental No. _____)</p> <p>*Requires Fleet Addition Form signed by Client Vice President</p> <p>Fleet Addition Tracking #: _____</p> <p>NEW UNIT-NUMBER: _____</p>

The Narragansett Electric Company d/b/a National Grid
Electric Operations
Rate Year Ended August 31, 2019

1 Trouble Trucks - Page 2

20F3

FLEET SERVICES VEHICLE AND EQUIPMENT CATALOG
HEAVY DUTY TRUCKS Page 13

<p style="text-align: center;">AERIAL - TROUBLE / STATIONS</p> <p>UNIT DESCRIPTION: <u>AER-TA1</u></p> <p>SPECIFICATION #: <u>A-AE03</u></p> <p>LEASE TERM: <u>96 MONTHS</u></p> <p>ESTIMATED COST (monthly): \$ _____</p> <p>REGION: _____</p> <p>DEPT. / COST CENTER NO.: <u>76305360</u></p> <hr/> <p style="text-align: center;">TOTAL COST</p> <p>Standard Equipment Cost \$ <u>147,000</u></p> <p>Optional Equipment Cost (+) \$ _____</p> <p>TOTAL EQUIPMENT COST (=) \$ _____</p> <p>Approved: <u>[Signature]</u> <u>6/9/17</u> <small>Operations Manager Date</small></p> <p>Approved: <u>[Signature]</u> <u>6/9/17</u> <small>Operations Director Date</small></p> <p>Approved: _____ <u>1</u> <small>Fleet Representative Date</small></p>	<p style="text-align: center;">STANDARD EQUIPMENT</p> <p>CAR & CHASSIS</p> <ul style="list-style-type: none"> - Freightliner M2-106, 88 in. CA - 28,000 lbs. GVW - Two Wheel Drive, Single Rear Axle, Dual Rear Wheel - Diesel Engine - Cummins ISB 6.7L, 260HP - Exhaust Brake - Automatic Transmission - Air Conditioning - Front Axle - 10,000 lb. - Rear Axle - 18,000 lb., Locking Differential - Air Brakes, ABS - Tires - (6) Goodyear 11R 22.5 - AM/FM Radio - Front Tow Hooks - Seating - Driver & passenger air-ride buckets <p>BODY</p> <ul style="list-style-type: none"> - 132 in. Line Body - Compartments - Street side - (3) vert., (1) horiz. - Curbside - (2) vert., walk-through, (1) horiz. - Hotstick Comp., Ladder Box, Rope Holders, Cone Holder, Wheel Chock Holders, Sign Carrier, Visa, Window Guard - Rear Step Bumper Assembly - Deck Extension & Tailgate Retainer - Grounding Connections - Lighting - Comp. lighting, Rotating beacons, Phoenix Light, Work lights - Back-up Camera - inverter <p>AERIAL LIFT</p> <ul style="list-style-type: none"> - Altec TA40 - Articulating/Telescoping, Nonovercenter Personnel Lift - Height - 40 ft. bottom of bucket - Reach - 29 ft. from center of rotation @ 17 ft. height - Dielectric Capacity - ANSI rated to 45 kV - Platform Controls - Single Stick, Hydraulic - Pedestal Controls - Single Man Platform w/Liner (408 lb. cap.) & Cover - Emergency Lowering - Platform Tilt and Rotation - Hydraulic Tool Circuit @ Platform & Tail shelf - Engine Stop/Start @ platform - Torsion bars for stability <p>Total Standard Equip. Cost \$ <u>147,000</u></p>	<p style="text-align: center;">OPTIONAL EQUIPMENT</p> <p>OPTIONS (Circle options needed)</p> <ul style="list-style-type: none"> - Capstan - 4,000 lb. mounted rear curbside \$2,800 - High Slow \$300 - Pintle Hook & Trailer Air Brake, 33K GVW \$1,000 - Two Person Bucket* \$5,000 - *requires set of outriggers & 06 in. CA truck - Material Handling Job* \$14,000 - *requires set of outriggers, 95 in. CA & 33K GVW - On-Socket Chisel > \$2,000 - Plug-in Hybrid \$33,000 <p>AVL Required? (Please circle) _____ Apportioned Plates Required? (Please circle) _____</p> <p>Total Optional Equip. Cost \$ <u>2000</u> (Add to Standard Cost and fill in Total Cost)</p> <hr/> <p style="text-align: center;">REASON FOR REPLACEMENT</p> <p>1. _____ FLEET AGE/MILEAGE CANDIDATE</p> <p>2. _____ ACCIDENT CASUALTY</p> <p>OLD UNIT-NUMBER: _____</p> <hr/> <p style="text-align: center;">REASON FOR ADDITION</p> <p>1. <input checked="" type="checkbox"/> NEW POSITION/CREW</p> <p>2. _____ RENTAL REPLACEMENT* (Rental No. _____)</p> <p>*Requires Fleet Addition Form signed by Client Vice President</p> <p>Fleet Addition Tracking #: _____</p> <p>NEW UNIT-NUMBER: _____</p>
---	--	--

The Narragansett Electric Company d/b/a National Grid
Electric Operations
Rate Year Ended August 31, 2019

1 Trouble Trucks - Page 3

303

FLEET SERVICES VEHICLE AND EQUIPMENT CATALOG
HEAVY DUTY TRUCKS Page 13

 	STANDARD EQUIPMENT	OPTIONAL EQUIPMENT
	<p>CAB & CHASSIS</p> <ul style="list-style-type: none"> - Freightliner M2-106, 66 in. CA - 28 000 lbs. GVW - Two Wheel Drive, Single Rear Axle, Dual Rear Wheel - Diesel Engine - Cummins ISB 6.7L, 260HP - Exhaust Brake - Automatic Transmission - Air Conditioning - Front Axle - 10,000 lb. - Rear Axle - 18,000 lb., Locking Differential - Air Brakes, ABS - Tires - (6) Goodyear 11R 22.5 - AM/FM Radio - Front Tow Hooks - Seating - Driver & passenger air-ride buckets <p>BODY</p> <ul style="list-style-type: none"> - 132 in. Line Body - Compartments - Street side - (3) vert., (1) horiz. - Curb-side - (2) vert., walk-through, (1) horiz. - Hotslick Comp., Ladder Box, Rope Holders, Cone Holder, - Wheel Chock Holders, Sign Carrier, Visa, Window Guard - Rear Step Bumper Assembly - Deck Extension & Tailgate Retainer - Grounding Connectors - Lighting - Comp. lighting, Rotating beacons, Phoenix Light, Work lights - Back-up Camera - Inverter <p>AERIAL LIFT</p> <ul style="list-style-type: none"> - Altec TA40 - Articulating/Telescoping, Nonovercenter Personnel Lift - Height - 40 ft. bottom of bucket - Reach - 28 ft. from carrier of rotation @ 17 ft. height - Dielectric Capacity - ANSI rated to 46 kV - Platform Controls - Single Stick, Hydraulic - Pedestal Controls - Single Man Platform w/Liner (400 lb. cap.) & Cover - Emergency Lowering - Platform Tilt and Rotation - Hydraulic Tool Circuit @ Platform & Tail shelf - Engine Stop/Start @ platform - Torsion bars for stability <p>Total Standard Equip. Cost \$ 147,000</p>	<p>OPTIONS (Circle options needed)</p> <ul style="list-style-type: none"> - Capstan - 4,000 lb. mounted rear curbside \$2,600 - High Slow \$300 - Pindle Hook & Trailer Air Brake, 33K GVW \$1,000 - Two Person Bucket \$5,000 - *Requires set of outriggers & 96 in. CA truck - Material Handling Jib \$14,000 - *Requires set of outriggers, 96 in. CA & 33K GVW - OnSpot Chains \$2,750 - Plug-in Hybrid \$3,000 <p>AVL Required? (Please circle) Apportioned Plates Required? (Please circle)</p> <p>Total Optional Equip. Cost \$ 2,000 (Add to Standard Cost and, fill in Total Cost)</p> <p style="text-align: center;">REASON FOR REPLACEMENT</p> <p>1. <input type="checkbox"/> FLEET AGE/MILEAGE CANDIDATE</p> <p>2. <input type="checkbox"/> ACCIDENT CASUALTY</p> <p>OLD UNIT-NUMBER: _____</p> <p style="text-align: center;">REASON FOR ADDITION</p> <p>1. <input checked="" type="checkbox"/> NEW POSITION/CREW*</p> <p>2. <input type="checkbox"/> RENTAL REPLACEMENT* (Rental No. _____)</p> <p>*Requires Fleet Addition Form signed by Client Vice President</p> <p>Fleet Addition Tracking #: _____</p> <p>NEW UNIT-NUMBER: _____</p>
<p>AERIAL - TROUBLE / STATIONS</p> <p>UNIT DESCRIPTION: AER-TA1</p> <p>SPECIFICATION #: A-AE03</p> <p>LEASE TERM: 96 MONTHS</p> <p>ESTIMATED COST (monthly): \$ _____</p> <p>REGION: _____</p> <p>DEPT. / COST CENTER NO.: 76305360</p> <p style="text-align: center;">TOTAL COST</p> <p>Standard Equipment Cost \$ 147,000</p> <p>Optional Equipment Cost (+) \$ _____</p> <p>TOTAL EQUIPMENT COST (=) \$ _____</p> <p>Approved: <i>Robby Brown</i>, 6-9-17 Operations Manager Date</p> <p>Approved: <i>MJ</i>, 6/9/17 Operations Director Date</p> <p>Approved: _____, _____ Fleet Representative Date</p>		

The Narragansett Electric Company d/b/a National Grid
 Electric Operations
 Rate Year Ended August 31, 2019

1 Telecommunications - Page 1

ADDITION TO FLEET REQUEST				
<small>PLEASE NOTE: The costs for this unit have NOT been accounted for in the current fiscal year budget and will have a negative affect on the budget variance. This unit will become part of the fleet for all subsequent fiscal year budgets and thus result in an increase in fleet costs/spending each fiscal year moving forward.</small>				
Section I: (To be filled out by Requester)				
Requester Information				
Name:	David Muniz	Employee No:	78054821	Title: SR. Supervisor
Contact No:	4017847584	Location:	Providence	Signature: <i>[Signature]</i>
Unit Information				
Type of Unit (Brief Description):	Ford F250 pickup -Cab Height cap, cover W/ H package for PTO-telecom			
Company Code:	5360	Cost Center:	78255396V	Location: Providence
Does similar unit exist in company? If yes, provide unit number: <small>(S Requirements)(List type/model)</small>				
2-Way Radio:	Yes	Drive Cam:	NO	
AVLS:	NO	Code Blue:	NO	
Data Terminal (list make/model): no				
Single Person Vehicle Backing Aid (indicate Camera or Sensor): Camera				
Auxiliary Equipment: Drop down ladder rack, Red side, Inverter				
Reason for Addition (Please provide specific and detailed business/cost justification for the addition) New technician being added to PTO telecom fl. Some telecom sites are off road and require 4 wheel drive to access.				
Will this fleet addition replace rented unit(s)? If yes, provide Rental Unit #:				
Section II: (To be filled out by Fleet Services Asset)				
Tracking Number:	2017-0044		Date Received:	4/6/17
Estimated Costs				
Estimate Unit Acquisition Cost:	32,000	Estimate Maintenance Exp. Year Annual Cost:	2,000	Estimate Fuel: 3,000
Estimate Ownership Fleet Asset Representative:	7,400	Estimate from order to delivery:	11,400	Lease Term: 72
Name: <i>[Signature]</i>		Signature: <i>[Signature]</i>		
Section III: (Signatures to be obtained by requester after Section II is completed)				
Approvals/Signatures: All signatures & approvals are required prior to unit being ordered/added to the fleet.				
Fleet Services Asset Manager:	Name: <i>[Signature]</i>	Signature:	<i>[Signature]</i>	
Requesting Department Director:	Approve (circle one): YES / NO	Date:	4/7/17	
Requesting Department VP:	Approve (circle one): YES / NO	Date:		
Please return form to: Pat Kase, Fleet Services Brent Ebner - Gas @ 781-957-3688 Stephen Nicholson - Electric @ 315-428-5245 Michael Randazzo @ 516-545-4340				
				Fleet Services form: FSA601 Rev Date: 6/1/2016 (Addition2Fleet)

The Narragansett Electric Company d/b/a National Grid
 Electric Operations
 Rate Year Ended August 31, 2019

1 Vehicle Addition - Page 1

ADDITION TO FLEET REQUEST					
<small>PLEASE NOTE: The costs for this unit have NOT been accounted for in the current fiscal year budget and will have a negative effect on the budget variance. This unit will become part of the fleet for all subsequent fiscal year budgets and thus result in an increase in fleet cost/expense each fiscal year moving forward.</small>					
<small>Section II (To be filled out by Requestor)</small>					
Requestor Information					
Name: John Dea	Employee No: 7204587	Title: Supervisor Protection Ops Providence			
Contact No: 401-549-1192	Location: Providence	Signature: <i>[Signature]</i>			
Unit Information					
Type of Unit (Brief Description):	Ford F-250 Truck with Cab, Cab height 28"				
Company Code: 0380	Cost Center: 7915330V	Location: Providence			
Does similar unit exist in company? If yes, provide unit number: <small>(If Requirements/let type/units)</small>					
2-Way Radio: Yes	Drive Cam: No				
A/C: No	Cede Riser: No				
<small>Data Terminal (Not mandatory): N/A</small>					
<small>Single Person Vehicle Reckless AM (No/Scale Camera or Sensor): Camera and sensor</small>					
<small>Auxiliary Equipment (Truck must be equipped with "C" package and bed side. New vehicle should comply with 26120.)</small>					
<small>Reason for Addition (Please provide specific and dated justification and justification for the addition):</small>					
Relay Technician being added to the group. Group is performing more single person testing to handle aggressive construction schedule.					
<small>Will this fleet addition replace rented unit(s)? If yes, provide Rental Unit # (to be filled out by Fleet Services Asset)</small>					
Tracking Number: 7017-00100	Date Received: 5/23/17				
Estimated Costs					
Estimate Unit Acquisition Cost: 32,000	Estimate Maintenance: 2,000	Estimate Fuel: 2,000	Lease Term: 72		
Estimate Ownership: 2,400	Est. 10yr Annual Cost: 11,400	Are you going to order to delivery: 6mos			
Requestor Name: F. Perrella	Signature: <i>[Signature]</i>				
<small>Approval Signatures: All signatures & approvals are required prior to unit being ordered/delivered to site.</small>					
Fleet Services Asset Manager					
Name: M. Klundann	Signature: <i>[Signature]</i>		Date: 5/23/17		
Requesting Department Director					
Name: Bob Brewer	Signature: <i>[Signature]</i>		Date: 5/23/17		
Requesting Department VP					
Name: Dan Burgess	Signature: <i>[Signature]</i>		Date: 6-20-17		
Please return form to: Pat Keas, Fleet Services					
Please direct questions relating to the process and/or completing of this form to: Brent Elmer - Gas @ 781-907-3080 Rayhan Nicholson - Electric @ 315-426-0249 Michael Panfili @ 315-543-4360					
<small>Fleet Services form: FSA0801 Rev Date: 01/2016 (Add'l/and/Text)</small>					

COMPLIANCE ATTACHMENT 3

Workpaper 10

Gas Operations

Intentionally Left Blank

COMPLIANCE ATTACHMENT 3

Workpaper 11

12 MTD June 30, 2017 Form 1 Data

COMPLIANCE ATTACHMENT 3

Workpaper 11 **12 MTD June 30, 2017 Form 1 Data**

Index

Pages 1-3	Comparative Balance Sheet
Pages 4-5	Statement of Income – Electric
Pages 6-7	Statement of Income – Gas
Pages 8-9	Statement of Retained Earnings
Pages 10-11	Statement of Cash Flows
Page 12	Summary of Utility Plant and Accumulated Provisions for Depreciation, Amortization and Depletion - Electric
Page 13	Summary of Utility Plant and Accumulated Provisions for Depreciation, Amortization and Depletion - Gas
Page 14	Operations and Maintenance Expenses

Workpaper MAL-11 (REV-1)
12 MTD June 30, 2017 Form 1 Data

Excel Tab	WP Page	Index
BS 110-111	Pages 1-2	Comparative Balance Sheet
BS 112-113	Pages 3-4	Comparative Balance Sheet
IS 114-117 ELEC	Page 5	Statement of Income – Electric
IS 114-117 GAS	Page 6	Statement of Income – Gas
RE 118	Page 7	Statement of Retained Earnings
RE 119	Page 8	Statement of Retained Earnings
CF 120	Page 9	Statement of Cash Flows
CF 121	Page 10	Statement of Cash Flows
Power Plant Electric	Page 11	Summary of Utility Plant and Accumulated Provisions for Depreciation, Amortization and Depletion - Electric
Power Plant Gas	Page 12	Summary of Utility Plant and Accumulated Provisions for Depreciation, Amortization and Depletion - Gas
O&M 321-323	Pages 13-17	Operations and Maintenance Expenses

Name of Respondent: Narragansett Electric Company			Year/Period of Report: June 30, 2017		
COMPARATIVE BALANCE SHEET (ASSETS AND OTHER DEBITS)					
Line No.	Title of Account	Ref. Page No.	NECO	NECO	NECO
			Balance at December 31, 2016	Balance at June 30, 2016	Balance at June 30, 2017
	(a)	(b)	(c)	(d)	(e)
1	UTILITY PLANT				
2	Utility Plant (101-106, 114)	200-201	-	-	4,367,542,351
3	Construction Work in Progress (107)	200-201	-	-	139,826,449
4	TOTAL Utility Plant (Enter Total of lines 2 and 3)	--	-	-	4,507,368,800
5	(Less) Accum. Prov. for Depr. Amort. Depl. (108,110,111,115)	200-201	-	-	1,177,057,909
6	Net Utility Plant (Enter Total of line 4 less 5)		-	-	3,330,310,891
7	Nuclear Fuel in Process of Ref., Conv., Enrich., and Fab. (120.1)	202-203	-	-	0
8	Nuclear Fuel in Materials and Assemblies-Stock Account (120.2)	--	-	-	0
9	Nuclear Fuel Assemblies in Reactor (120.3)	--	-	-	0
10	Spent Nuclear Fuel (120.4)	--	-	-	0
11	Nuclear Fuel Under Capital Leases (120.6)	--	-	-	0
12	(Less) Accum. Prov. For Amort. Of Nucl. Fuel Assemblies (120.5)	202-203	-	-	0
13	Net Nuclear Fuel (Enter Total of lines 7-11 less 12)	--	-	-	0
14	Net Utility Plant (Enter Total of lines 6 and 13)	--	-	-	3,330,310,891
15	Utility Plant Adjustments (116)	122	-	-	0
16	Gas Stored Underground - Noncurrent (117)	--	-	-	0
17	OTHER PROPERTY AND INVESTMENTS				
18	Nonutility Property (121)	--	-	-	5,269,831
19	(Less) Accum. Prov. For Depr. And Amort. (122)	--	-	-	76,030
20	Investments in Associated Companies (123)	--	-	-	0
21	Investment in Subsidiary companies (123.1)	224-225	-	-	0
22	(For Cost of Account 123.1, See Footnote Page 224, line 42)		-	-	
23	Noncurrent Portion of Allowances	228-229	-	-	0
24	Other Investments (124)	--	-	-	3,011,564
25	Sinking Funds (125)	--	-	-	0
26	Depreciation Fund (126)	--	-	-	0
27	Amortization fund - Federal (127)	--	-	-	0
28	Other Special Funds (128)	--	-	-	5,957,860
29	Special funds (Non Major Only) (129)	--	-	-	0
30	Long-Term Portion of Derivative Assets (175)	--	-	-	0
31	Long-Term Portion of Derivative Assets - Hedges (176)	--	-	-	78,720
32	TOTAL Other Property and Investments (Lines 18-21 and 23-31)	--	-	-	14,241,945
33	CURRENT AND ACCRUED ASSETS				
34	Cash and Working Funds (Non-major Only) (130)	--	-	-	0
35	Cash (131)	--	-	-	8,637,005
36	Special Deposits (132-134)	--	-	-	651,088
37	Working Fund (135)	--	-	-	0
38	Temporary Cash Investments (136)	--	-	-	0
39	Notes Receivable (141)	--	-	-	0
40	Customer Accounts Receivable (142)	--	-	-	167,064,774
41	Other Accounts Receivable (143)	--	-	-	5,879,837
42	(Less) Accum. Prov. For Uncollectible Acct.-Credit (144)	--	-	-	22,091,399
43	Notes Receivable from Associated Companies (145)	--	-	-	0
44	Accounts Receivable from Assoc. Companies (146)	--	-	-	88,531,798
45	Fuel Stock (151)	227	-	-	0
46	Fuel Stock Expenses Undistributed (152)	227	-	-	0
47	Residuals (Elec) and Extracted Products (153)	227	-	-	0
48	Plant Materials and Operating Supplies (154)	227	-	-	9,718,925
49	Merchandise (155)	227	-	-	0
50	Other Materials and Supplies (156)	227	-	-	0
51	Nuclear Materials Held for Sale (157)	202-203/227	-	-	0
52	Allowances (158.1 and 158.2)	228-229	-	-	34,552
53	(Less) Noncurrent Portion of Allowances	--	-	-	0
54	Stores Expense Undistributed (163)	227	-	-	335
55	Gas Stored Underground - Current (164.1)	--	-	-	7,661,446
56	Liquified Natural Gas Stored and Held for Processing (164.2-164.3)	--	-	-	2,810,245
57	Prepayments (165)	--	-	-	301,592
58	Advances for Gas (166-167)	--	-	-	0
59	Interest and Dividends Receivable (171)	--	-	-	0

Name of Respondent: Narragansett Electric Company		Year/Period of Report: June 30, 2017			
COMPARATIVE BALANCE SHEET (ASSETS AND OTHER DEBITS)					
Line No.	Title of Account	Ref. Page No.	NECO	NECO	NECO
			Balance at December 31, 2016	Balance at June 30, 2016	Balance at June 30, 2017
	(a)	(b)	(c)	(d)	(e)
60	Rents Receivable (172)	--	-	-	1,781,829
61	Accrued Utility Revenues (173)	--	-	-	41,970,722
62	Miscellaneous Current and Accrued Assets (174)	--	-	-	593,737
63	Derivative Instrument Assets (175)	--	-	-	0
64	(Less) Long-Term Portion of Derivative Instrument Assets (175)	--	-	-	0
65	Derivative Instrument Assets - Hedges (176)	--	-	-	2,901,951
66	(Less) Long-Term Portion of Derivative Instrument Assets - Hedges (176)	--	-	-	0
67	Total Current and Accrued Assets (Lines 34 through 66)	--	-	-	316,448,437
68	DEFERRED DEBITS				
69	Unamortized Debt Expenses (181)		-	-	1,781,268
70	Extraordinary Property Losses (182.1)	230	-	-	0
71	Unrecovered Plant and Regulatory Study costs (182.2)	230	-	-	0
72	Other Regulatory Assets (182.3)	232	-	-	512,708,334
73	Prelim. Survey and Investigation Charges (Electric) (183)	--	-	-	4,630,561
74	Preliminary Natural Gas Survey and Investigation Charges 183.1)	--	-	-	0
75	Other Preliminary Survey and Investigation charges (183.2)	--	-	-	0
76	Clearing Accounts (184)	--	-	-	0
77	Temporary Facilities (185)	--	-	-	0
78	Miscellaneous Deferred Debits (186)	233	-	-	269,400
79	Def. Losses from Disposition of Utility Plt. (187)	--	-	-	0
80	Research, Development And Demonstration Expense. (188)	352-353	-	-	0
81	Unamortized Loss on Required Debt (189)	--	-	-	2,835,632
82	Accumulated Deferred Income taxes (190)	234	-	-	293,418,928
83	Unrecovered Purchased Gas Costs (191)	--	-	-	0
84	Total Deferred Debits (lines 69 through 83)	--	-	-	815,644,123
85	TOTAL ASSETS (lines 14-16, 32, 67, and 84)		-	-	4,476,645,396

Name of Respondent:		Year/Period of Report:			
Narragansett Electric Company		June 30, 2017			
COMPARATIVE BALANCE SHEET (LIABILITIES AND OTHER CREDITS)					
Line No.	Title of Account	Ref. Page No.	NECO	NECO	NECO
			Balance at December 31, 2016	Balance at June 30, 2016	Balance at June 30, 2017
	(a)	(b)	(c)	(d)	(e)
1	PROPRIETARY CAPITAL				
2	Common Stock Issued (201)	250-251	-	-	56,624,350
3	Preferred Stock Issued (204)	250-251	-	-	2,454,450
4	Capital Stock Subscribed (202, 205)	252	-	-	0
5	Stock Liability for Conversion (203, 206)	252	-	-	0
6	Premium on Capital Stock (207)	252	-	-	0
7	Other Paid-In Capital (208-211)	253	-	-	1,355,015,186
8	Installments Received on Capital Stock (212)	252	-	-	0
9	(Less) Discount on Capital Stock (213)	254	-	-	0
10	(Less) Capital Stock Expense (214)	254	-	-	0
11	Retained Earnings (215, 215.1, 216)	118-119	-	-	514,738,876
12	Unappropriated Undistributed Subsidiary Earnings (216.1)	118-119	-	-	0
13	(Less) Reacquired Capital Stock (217)	250-251	-	-	0
14	Noncorporate Proprietorship (Non-major only) (218)	--	-	-	0
15	Accumulated Other Comprehensive Income (219)	122(a)(b)	-	-	(970,081)
16	Total Proprietary Capital (lines 2 through 15)		-	-	1,927,862,781
17	LONG-TERM DEBT				
18	Bonds (221)	256-257	-	-	847,464,000
19	(Less) Reacquired Bonds (222)	256-257	-	-	0
20	Advances from Associated Companies (223)	256-257	-	-	0
21	Other Long-Term Debt (224)	256-257	-	-	0
22	Unamortized Premium on Long-Term Debt (225)	--	-	-	0
23	(Less) Unamortized Discount on Long-Term Debt-Debit (226)	--	-	-	2,244,825
24	TOTAL Long-Term Debt (Enter Total of lines 18 thru 23)	--	-	-	845,219,175
25	OTHER NONCURRENT LIABILITIES				
26	Obligations Under Capital Leases - Noncurrent (227)	--	-	-	0
27	Accumulated Provision for Property Insurance (228.1)	--	-	-	0
28	Accumulated Provision for Injuries and Damages (228.2)	--	-	-	10,018,792
29	Accumulated Provision for Pensions and Benefits (228.3)	--	-	-	106,595,406
30	Accumulated Miscellaneous Operating Provisions (228.4)	--	-	-	134,714,839
31	Accumulated Provision for Rate Refunds (229)	--	-	-	0
32	Long-Term Portion of Derivative Instrument Liabilities	--	-	-	962,649
33	Long-Term Portion of Derivative Instrument Liabilities - Hedges	--	-	-	0
34	Asset Retirement Obligations (230)	--	-	-	10,223,558
35	Total Other Noncurrent Liabilities (lines 26 through 34)	--	-	-	262,515,244
36	CURRENT AND ACCRUED LIABILITIES				
37	Notes Payable (231)	--	-	-	0
38	Accounts Payable (232)	--	-	-	119,512,425
39	Notes Payable to Associated Companies (233)	--	-	-	110,130,715
40	Accounts Payable to Associated Companies (234)	--	-	-	150,158,685
41	Customer Deposits (235)	--	-	-	10,612,026
42	Taxes Accrued (236)	262-263	-	-	23,546,183
43	Interest Accrued (237)	--	-	-	9,504,724
44	Dividends Declared (238)	--	-	-	0
45	Matured Long-Term Debt (239)	--	-	-	0
46	Matured Interest (240)	--	-	-	0
47	Tax Collections payable (241)	--	-	-	219,508
48	Miscellaneous Current and Accrued Liabilities (242)	--	-	-	24,815,478
49	Obligations Under Capital Leases-Current (243)	--	-	-	0
50	Derivative instrument Liabilities (244)	--	-	-	0
51	(Less) Long-Term Portion of Derivative Instrument Liabilities	--	-	-	0
52	Derivative Instrument Liabilities - Hedges (245)	--	-	-	1,497,300
53	(Less) Long-Term Portion of Derivative Instrument Liabilities-Hedges	--	-	-	0
54	Total Current and Accrued Liabilities (lines 37 through 53)	--	-	-	449,997,044
55	DEFERRED CREDITS				
56	Customer Advances for Construction (252)	--	-	-	27
57	Accumulated Deferred Investment Tax Credits (255)	266-267	-	-	58,542
58	Deferred Gains from Disposition of Utility Plant (256)		-	-	0
59	Other Deferred Credits (253)	269	-	-	10,346,486

Name of Respondent: Narragansett Electric Company	Year/Period of Report: June 30, 2017
---	--

COMPARATIVE BALANCE SHEET (LIABILITIES AND OTHER CREDITS)

Line No.	Title of Account	Ref. Page No.	NECO	NECO	NECO
			Balance at December 31, 2016	Balance at June 30, 2016	Balance at June 30, 2017
	(a)	(b)	(c)	(d)	(e)
60	Other Regulatory Liabilities (254)	278	-	-	128,368,343
61	Unamortized Gain on Reacquired Debt (257)		-	-	0
62	Accum. Deferred Income Taxes-Accel.(281)	272-277	-	-	0
63	Accum. Deferred Income Taxes-Other Property (282)	--	-	-	630,833,423
64	Accum. Deferred Income Taxes-Other (283)	--	-	-	221,444,331
65	Total Deferred Credits (lines 56 through 64)	--	-	-	991,051,152
66	TOTAL LIABILITIES AND STOCKHOLDER EQUITY (lines 16, 24, 35, 54, and 65)		-	-	4,476,645,396

Pages 112-113

Name of Respondent:		Year/Period of Report:				
Narragansett Electric Company		June 30, 2017				
STATEMENT OF INCOME - ELECTRIC						
			NECO	NECO	NECO	12 Months
			YTD at	YTD at	YTD at	Year to Date
Line No.	Account	Ref. Page No.	December 31, 2016	June 30, 2016	June 30, 2017	June 30, 2017
	(a)	(b)	(c)	(d)	(e)	(f) = (c) - (d) + (e)
1	UTILITY OPERATING INCOME					
2	Operating Revenues (400)	300-301	905,952,918	461,468,047	462,363,408	906,848,279
3	Operating Expenses					
4	Operation Expenses (401)	320-323	592,967,102	313,719,142	296,924,733	576,172,693
5	Maintenance Expenses (402)	320-323	35,207,706	19,903,143	17,357,081	32,661,644
6	Depreciation Expense (403)	336-337	67,554,342	33,582,699	35,106,260	69,077,903
7	Depreciation Expense for Asset Retirement Costs (403.1)	336-337	7,330	3,632	(50,414)	(46,716)
8	Amort. & Depl. of Utility Plant (404-405)	336-337	60,339	28,858	31,481	62,962
9	Amort. of Utility Plant Acq. Adj. (406)	336-337	-	-	-	-
10	Amort. Prop Losses, Unrecov Plant and Regulatory Study Costs (407)	--	-	-	-	-
11	Amort. of Conversion Expenses (407)	--	-	-	-	-
12	Regulatory Debits (407.3)	--	-	-	8,454	8,454
13	(Less) Regulatory Credits (407.4)	--	-	-	-	-
14	Taxes Other Than Income Taxes (408.1)	262-263	88,685,133	39,595,390	41,764,704	90,854,447
15	Income Taxes - Federal (409.1)	262-263	(68,319)	(6,686,578)	11,416,868	18,035,127
16	- Other (409.1)	262-263	-	-	-	-
17	Provision for Deferred Income Taxes (410.1)	234,272-277	24,036,347	18,649,946	20,944,029	26,330,430
18	(Less) Provision for Deferred Income Taxes-Cr. (411.1)	234,272-277	-	-	-	-
19	Investment Tax Credit Adj. - Net (411.4)	266	(115,582)	(59,352)	(40,380)	(96,610)
20	(Less) Gains from Disp. of Utility Plant (411.6)	--	-	-	-	-
21	Losses from Disp. of Utility Plant (411.7)	--	-	-	86,811	86,811
22	(Less) Gains from Disposition of Allowances (411.8)	--	-	-	-	-
23	Losses from Disposition of Allowances (411.9)	--	-	-	-	-
24	Accretion Expense (411.10)	--	(206,755)	14,879	(145,534)	(367,168)
		--				-
25	TOTAL Utility Operating Expenses	--	808,127,643	418,751,759	423,404,093	812,779,977
	Net Utility Operating Income (Enter Total of line 2 less 25) (Carry forward to page 117, line 27)		97,825,275	42,716,288	38,959,315	94,068,302
26			97,825,275	42,716,288	38,959,315	94,068,302
27	Net Utility Operating Income (Carried forward from page 114)	--	97,825,275	42,716,288	38,959,315	94,068,302

Name of Respondent: Narragansett Electric Company		Year/Period of Report: June 30, 2017				
STATEMENT OF INCOME GAS						
			NECO	NECO	NECO	12 Months
			YTD at	YTD at	YTD at	YTD
Line No.	Account	Ref. Page No.	December 31, 2016	June 30, 2016	June 30, 2017	June 30, 2017
	(a)	(b)	(c)	(d)	(e)	(f) = (c) - (d) + (e)
1	UTILITY OPERATING INCOME					
2	Operating Revenues (400)	300-301	360,886,083	202,514,157	218,786,301	377,158,227
3	Operating Expenses					
4	Operation Expenses (401)	320-323	228,490,064	117,177,843	129,639,610	240,951,831
5	Maintenance Expenses (402)	320-323	10,413,555	5,626,227	6,005,740	10,793,068
6	Depreciation Expense (403)	336-337	32,223,661	15,817,845	16,775,454	33,181,270
7	Depreciation Expense for Asset Retirement Costs (403.1)	336-337	56,379	29,524	103,726	130,581
8	Amort. & Depl. of Utility Plant (404-405)	336-337	3,296,188	1,648,094	226,130	1,874,224
9	Amort. of Utility Plant Acq. Adj. (406)	336-337	-	-	-	-
10	Amort. Prop Losses, Unrecov Plant and Regulatory Study Costs (407)	--	-	-	-	-
11	Amort. of Conversion Expenses (407)	--	-	-	-	-
12	Regulatory Debits (407.3)	--	705,691	352,845	353,107	705,953
13	(Less) Regulatory Credits (407.4)	--	-	-	-	-
14	Taxes Other Than Income Taxes (408.1)	262-263	34,084,470	20,176,899	18,724,313	32,631,884
15	Income Taxes - Federal (409.1)	262-263	(3,580)	1,425	-	(5,005)
16	- Other (409.1)	262-263	-	-	-	-
17	Provision for Deferred Income Taxes (410.1)	234,272-277	20,889,361	12,034,924	-	8,854,437
18	(Less) Provision for Deferred Income Taxes-Cr. (411.1)	234,272-277	-	-	-	-
19	Investment Tax Credit Adj. - Net (411.4)	266	-	-	-	-
20	(Less) Gains from Disp. of Utility Plant (411.6)	--	-	-	-	-
21	Losses from Disp. of Utility Plant (411.7)	--	-	-	28,426	28,426
22	(Less) Gains from Disposition of Allowances (411.8)	--	-	-	-	-
23	Losses from Disposition of Allowances (411.9)	--	-	-	-	-
24	Accretion Expense (411.10)	--	206,755	80,787	145,534	271,502
		--	-	-	-	-
25	TOTAL Utility Operating Expenses	--	330,362,544	172,946,413	172,002,040	329,418,171
	Net Utility Operating Income (Enter Total of line 2 less 25) (Carry forward to page 117, line 27)					
26			30,523,539	29,567,744	46,784,261	47,740,056
27	Net Utility Operating Income (Carried forward from page 114)	--	30,523,539	29,567,744	46,784,261	47,740,056

Name of Respondent: Narragansett Electric Company		Year/Period of Report: June 30, 2017			
STATEMENT OF RETAINED EARNINGS					
Line No.	Item	NECO	NECO	NECO	
		Balance at December 31, 2016	Balance at June 30, 2016	Balance at June 30, 2017	Balance at June 30, 2017
	(a)	(b)	(c)	(d)	(e) = (b) - (c) + (d)
UNAPPROPRIATED RETAINED EARNINGS (Account 216)					
1	Balance - Beginning of Year	(1) -	-	-	423,267,651
2	Changes (Identify by prescribed retained earnings accounts)				
3	Adjustments to Retained Earnings (Account 439)				
4	Credit: Retained Earnings Adjustment	-	-	-	-
5	Credit: Unapprop Undistr Sub Earn	-	-	-	-
6	Credit:	-	-	-	-
7	Credit:	-	-	-	-
8	Credit:	-	-	-	-
9	Total Credits to Retained Earnings (Account 439) (Enter Total of lines 4 thru 8)	-	-	-	-
10	Debit: Retained Earnings Adjustment	-	-	-	-
11	Debit:	-	-	-	-
12	Debit:	-	-	-	-
13	Debit:	-	-	-	-
14	Debit:	-	-	-	-
15	Total Debits to Retained Earnings (Account 439) (Enter Total of lines 10 thru 14)	-	-	-	-
16	Balance Transferred from Income (Account 433 less Account 418.1)	80,701,325	47,546,201	58,398,939	91,554,063
17	(Less) Appropriations of Retained Earnings (Account 436)				
18		-	-	-	-
19		-	-	-	-
20		-	-	-	-
21		-	-	-	-
22	Total Appropriations of Retained Earnings (Acct. 436) (Total of lines 18 thru 21)	-	-	-	-
23	Dividends Declared - Preferred Stock (Account 437)				
24	Dividends Declared-Preferred Stock	(110,451)	(55,226)	(27,613)	(82,838)
25		-	-	-	-
26		-	-	-	-
27		-	-	-	-
28		-	-	-	-
29	Total Dividends Declared - Preferred Stock (Acct. 437) (Total of lines 24 thru 28)	(110,451)	(55,226)	(27,613)	(82,838)
30	Dividends Declared - Common Stock (Account 438)				
31	Dividends Declared - Common Stock	-	-	-	-
32		-	-	-	-
33		-	-	-	-
34		-	-	-	-
35		-	-	-	-
36	Total Dividends Declared - Common Stock (Acct. 438) (Total of lines 31 thru 35)	-	-	-	-
37	Transfers from Acct. 216.1, Unappropriated Undistributed Subsidiary Earnings	-	-	-	-
38	Balance - End of Year (Total of lines 01, 09, 15, 16, 22, 29, 36 and 37)	-	-	-	514,738,876
(1) Line 1 shows beginning balances and does not follow the formula (b)=(c)-(d)+(e)					
PAGE 118					

Name of Respondent: Narragansett Electric Company		Year/Period of Report: June 30, 2017			
STATEMENT OF RETAINED EARNINGS					
		NECO	NECO	NECO	
		Balance at	Balance at	Balance at	Balance at
Line No.	Item	December 31, 2016	June 30, 2016	June 30, 2017	June 30, 2017
	(a)	(b)	(c)	(d)	(e) = (b) - (c) + (d)
	APPROPRIATED RETAINED EARNINGS (Account 215)				
	State balance and purpose of each appropriated retained earnings amount at end of year and give accounting entries for any applications of appropriated retained earnings during the year.				
39		-	-		-
40		-	-		-
41		-	-		-
42		-	-		-
43		-	-		-
44		-	-		-
45	TOTAL Appropriated Retained Earnings (Account 215)	-	-		-
	APPROPRIATED RETAINED EARNINGS - AMORTIZATION RESERVE, FEDERAL (Account 215.1)				
	State below the total amount set aside through appropriations of retained earning, as of the end of the year, in compliance with the provisions of Federally granted hydroelectric project licenses held by the respondent. If any reductions or changes other than the normal annual credits hereto have been made during the year, explain such items in a footnote.				
46	TOTAL Appropriated Retained Earnings - Amortization Reserve, Federal (Account 215.1)	-	-		-
47	TOTAL Appropriated Retained Earnings (Accounts 215, 215.1) (Enter Total of lines 45 and 46)	-	-		-
48	TOTAL Retained Earnings (Account 215, 215.1, 216) (Enter Total of lines 38 and 47)	-	-	-	514,738,876
	UNAPPROPRIATED UNDISTRIBUTED SUBSIDIARY EARNINGS (Account 216.1)				
49	Balance - Beginning of Year (Debit or Credit)	-	-		-
50	Equity in Earnings for Year (Credit) (Account 418.1)	-	-		-
51	(Less) Dividends Received (Debit)	-	-		-
52	Other Changes (Explain)	-	-		-
53	Balance - End of Year (Total of lines 49 thru 52)	-	-		-

Name of Respondent:		Year/Period of Report:			
Narragansett Electric Company		June 30, 2017			
STATEMENT OF CASH FLOWS					
Line No.	Description	NECO	NECO	NECO	
		Balance at	Balance at	Balance at	Balance at
		December 31, 2016	June 30, 2016	June 30, 2017	June 30, 2017
	(a)	(b)	(c)	(d)	(e) = (b) - (c) + (d)
1	Net Cash Flow from Operating Activities:				
2	Net Income (Line 78(c) on page 117)	80,701,325	47,546,201	58,398,939	91,554,063
3	Noncash Charges (Credits) to Income:				
4	Depreciation and Depletion	103,198,239	51,110,651	52,192,637	104,280,225
5	Amortization of Debt Discount and Expenses	293,576	145,997	154,240	301,819
6	Amortization of Loss on Reacquired Debt	190,925	98,548	92,378	184,755
7	Amortization of Regulatory Debits and Credits, Net	705,691	352,845	361,561	714,407
8	Deferred Income Taxes (Net)	46,632,286	33,229,691	20,545,218	33,947,813
9	Investment Tax Credit Adjustments (Net)	(115,582)	(59,352)	(40,380)	(96,610)
10	Net (Increase) Decrease in Receivables	(12,979,791)	26,595,461	36,586,102	(2,989,150)
11	Net (Increase) Decrease in Inventory	3,794,646	1,759,551	880,601	2,915,696
12	Net (Increase) Decrease in Allowances Inventory	1,206,313	7,398,992	6,290,607	97,928
13	Net Increase (Decrease) in Payables and Accrued Expenses	(13,686,925)	(11,453,053)	12,680,000	10,446,128
14	Net (Increase) Decrease in Other Regulatory Assets	32,274,931	8,388,734	65,612,066	89,498,263
15	Net Increase (Decrease) in Other Regulatory Liabilities	54,617,203	3,489,966	(32,084,469)	19,042,768
16	(Less) Allowance for Other Funds Used During Construction	(2,665,311)	(2,596,765)	29,929	(38,617)
17	(Less) Undistributed Earnings for Subsidiary Companies	-	-	-	-
18	Other, Net	(40,972,070)	(34,445,539)	(62,826,490)	(69,353,021)
18a	Net (increase)/decrease in Prepayments and other assets	6,276,839	8,247,379	6,412,140	4,441,600
19	Net Increase/(Decrease) in Other Deferred Credits	(2,964,635)	(880,576)	2,426,313	342,254
20					
21					
22	Net Cash Provided by (Used in) Operating Activities (Total of lines 2 thru 21)	261,838,282	144,122,261	167,651,534	285,367,554
23					
24	Cash Flows from Investment Activities:				
25	Construction and Acquisition of Plant (including land):				
26	Gross Additions to Utility Plant (less nuclear fuel)	(308,432,927)	(158,547,548)	(103,226,675)	(253,112,054)
27	Gross Additions to Nuclear Fuel	-	-	-	-
28	Gross Additions to Common Utility Plant	-	-	-	-
29	Gross Additions to Nonutility Plant	11,689	-	(29,929)	(18,240)
30	(Less) Allowance for Other Funds Used During Construction	2,665,311	2,596,765	3,053,985	3,122,531
31	Cost of Removal	(12,434,617)	(1,337,571)	(12,120,890)	(23,217,936)
32	Other investing activities	(1,165,289)	(3,257,496)		2,092,207
33					
34	Cash Outflows for Plant (Total of lines 26 thru 33)	(324,686,455)	(165,739,380)	(112,263,651)	(271,210,726)
35					
36	Acquisition of Other Noncurrent Assets (d)				
37	Proceeds from Disposal of Noncurrent Assets (d)				
38	Proceeds from Sale of Fixed Assets				
39	Investments in and Advances to Assoc. and Subsidiary Companies				
40	Contributions and Advances from Assoc. and Subsidiary Companies				
41	Disposition of Investments in (and Advances to)				
42	Associated and Subsidiary Companies				
43					
	Purchase of Investment Securities (a)				
45	Proceeds from Sales of Investment Securities (a)				

Name of Respondent: Narragansett Electric Company		Year/Period of Report: June 30, 2017			
STATEMENT OF CASH FLOWS					
		NECO Balance at December 31, 2016	NECO Balance at June 30, 2016	NECO Balance at June 30, 2017	Balance at June 30, 2017
Line No.	Description (a)	(b)	(c)	(d)	(e) = (b) - (c) + (d)
46	Loans Made or Purchased				-
47	Collections on Loans				-
48					
49	Net (Increase) Decrease in Receivables-Moneypool				-
50	Net (Increase) Decrease in Inventory				-
51	Net (Increase) Decrease in Allowances Held for Speculation				-
52	Net Increase (Decrease) in Payables and Accrued Expenses	-	-		-
53	Other: Restricted Cash	(3,609,805)	(197,925)	(11,714)	(3,423,593)
54	Affiliate Moneypool Lending and Receivables/Payables, Net	-	-		-
55	Net Change in Special Discounts	22,224,027	16,803,590	(61,993)	5,358,444
56	Net Cash Provided by (Used in) Investing Activities				
57	(Total of lines 34 thru 55)	(306,072,233)	(149,133,715)	(112,337,358)	(269,275,875)
58					
59	Cash Flows from Financing Activities:				
60	Proceeds from Issuance of:				
61	Long-Term Debt (b)	-			-
62	Preferred Stock				-
63	Common Stock				-
64	Other: Debt Expense	-			-
65	Change in Advances from Associated Companies	-	-		-
66	Net Increase in Short-Term Debt (c)				-
67	Affiliate Moneypool Borrowing Payables/Receivables Net		-	-	-
68	Parent Loss Tax Allocation	-	-	-	-
69					
70	Cash Provided by Outside Sources (Total of lines 61 thru 69)	-	-	-	-
71					
72	Payments for Retirement of:				
73	Long-Term Debt (b)	(1,375,000)	-		(1,375,000)
74	Preferred Stock	-			-
75	Common Stock				-
76	Other financing activities: Parent loss allocation	1	-		1
77	Advances to Assoc. and Subsidiary Companies	45,513,493	-		45,513,493
78	Net Decrease in Short-Term Debt (c)			(57,973,976)	(57,973,976)
79	Notes payable to associated company		(3,592,078)	(27,613)	3,564,465
80	Dividends on Preferred Stock	(110,451)	(55,226)		(55,225)
81	Dividends on Common Stock				-
82	Net Cash Provided by (Used in) Financing Activities				
83	(Total of lines 70 thru 81)	44,028,043	(3,647,304)	(58,001,589)	(10,326,242)
84					
85	Net Increase (Decrease) in Cash and Cash Equivalents				
86	(Total of lines 22, 57 and 83)	(205,908)	(8,658,758)	(2,687,413)	5,765,437
87					
88	Cash and Cash Equivalents at Beginning of Year	(1)	-	-	2,871,568
89					
90	Cash and Cash Equivalents at End of Year	(1)	-	-	8,637,005
	(1) Line 88 & 90 show beginning and end of period balances and do not follow the formula (b)=(c)-(d)+(e)				

Name of Respondent:
Narragansett Electric Company

Year/Period of Report:
June 30, 2017

**SUMMARY OF UTILITY PLANT AND ACCUMULATED PROVISIONS
FOR DEPRECIATION, AMORTIZATION AND DEPLETION ELECTRIC**

Line No.	Classification	NECO -Gas	NECO - Elec	Balance at
		YTD	YTD	
		June 30, 2017	June 30, 2017	June 30, 2017
	(a)	(a)	(b)	(c) = (a) + (b)
1	Utility Plant			
2	In Service			
3	Plant in Service (Classified)	1,055,090,132	2,308,850,421	3,363,940,553
4	Property Under Capital Leases			-
5	Plant Purchased or Sold			-
6	Completed Construction not Classified	68,541,589	168,868,308	237,409,897
7	Experimental Plant Unclassified			-
8	Total (3 thru 7)	1,123,631,721	2,477,718,729	3,601,350,450
9	Leased to Others			-
10	Held for Future Use		15,028,308	15,028,308
11	Construction Work in Progress	43,392,799	96,433,650	139,826,449
12	Acquisition Adjustments	235,058,056	516,105,537	751,163,593
13	Total Utility Plant (8 thru 12)	1,402,082,576	3,105,286,224	4,507,368,800
14	Accum Prov for Depr, Amort, & Depl	382,168,289	794,889,620	1,177,057,909
15	Net Utility Plant (13 less 14)	1,019,914,287	2,310,396,604	3,330,310,891
16	Detail of Accum Prov for Depr, Amort, & Depl			
17	In Service:	-	-	-
18	Depreciation	362,334,719	768,443,997	1,130,778,716
19	Amort & Depl of Producing Nat Gas Land/Land Right			
20	Amort of Underground Storage Land/Land Rights			
21	Amort of Other Utility Plant	19,833,570	91,821	19,925,391
22	Total in Service (18 thru 21)	382,168,289	768,535,818	1,150,704,107
23	Leased to Others			
24	Depreciation	-	-	-
25	Amortization and Depletion	-	-	-
26	Total Leased to Others (24 & 25)	-	-	-
27	Held for Future Use			
28	Depreciation	-	-	-
29	Amortization	-	-	-
30	Total Held fo Future Use (28 & 29)	-	-	-
31	Abandonment of Leases (Natural Gas)			
32	Amort of Plant Acquisition Adj		26,353,802	26,353,802
33	Total Accum Prov (equals 14) (22,26,30,31,32)	382,168,289	794,889,620	1,177,057,909

PAGE 200

Name of Respondent:		Year/Period of Report:			
Narragansett Electric Company		June 30, 2017			
SUMMARY OF UTILITY PLANT AND ACCUMULATED PROVISIONS FOR DEPRECIATION, AMORTIZATION AND DEPLETION GAS					
		NECO	NECO	NECO	Test Year
		Balance at	Balance at	Balance at	Balance at
Line No.	Classification	December 31, 2016	June 30, 2016	June 30, 2017	June 30, 2017
	(a)	(b)	(c)	(d)	(e) = (b) - (c) + (d)
1	Utility Plant				
2	In Service				
3	Plant in Service (Classified)	1,001,810,278	977,378,563	1,055,090,132	1,079,521,847
4	Property Under Capital Leases	-	-	-	-
5	Plant Purchased or Sold	-	-	-	-
6	Completed Construction not Classified	96,145,319	93,003,330	68,541,589	71,683,578
7	Experimental Plant Unclassified	-	-	-	-
8	Total (3 thru 7)	1,097,955,597	1,070,381,893	1,123,631,721	1,151,205,425
9	Leased to Others	-	-	-	-
10	Held for Future Use	-	-	-	-
11	Construction Work in Progress	59,381,840	45,838,370	43,392,799	56,936,269
12	Acquisition Adjustments	235,058,056	235,058,056	235,058,056	235,058,056
13	Total Utility Plant (8 thru 12)	1,392,395,493	1,351,278,319	1,402,082,576	1,443,199,750
14	Accum Prov for Depr, Amort, & Depl	399,433,062	399,608,196	382,168,289	381,993,155
15	Net Utility Plant (13 less 14)	992,962,431	951,670,123	1,019,914,287	1,061,206,595
16	Detail of Accum Prov for Depr, Amort, & Depl				
17	In Service:	-	-	-	-
18	Depreciation	372,302,486	374,125,714	362,334,719	360,511,491
19	Amort & Depl of Producing Nat Gas Land/Land Right				
20	Amort of Underground Storage Land/Land Rights				
21	Amort of Other Utility Plant	27,130,576	25,482,482	19,833,570	21,481,664
22	Total in Service (18 thru 21)	399,433,062	399,608,196	382,168,289	381,993,155
23	Leased to Others				
24	Depreciation	-	-	-	-
25	Amortization and Depletion	-	-	-	-
26	Total Leased to Others (24 & 25)	-	-	-	-
27	Held for Future Use				
28	Depreciation	-	-	-	-
29	Amortization	-	-	-	-
30	Total Held fo Future Use (28 & 29)	-	-	-	-
31	Abandonment of Leases (Natural Gas)				
32	Amort of Plant Acquisition Adj		-		-
33	Total Accum Prov (equals 14) (22,26,30,31,32)	399,433,062	399,608,196	382,168,289	381,993,155

Name of Respondent:		Year/Period of Report:			
Narragansett Electric Company		June 30, 2017			
OPERATIONS AND MAINTENANCE EXPENSES					
Line No.	Account	NECO	NECO	NECO	12 Months
		YTD at	YTD at	YTD at	Balance at
	(a)	12/31/2016 (pg 321-323)	June 30, 2016 (pg 324-325)	June 30, 2017	June 30, 2017
		(b)	(c)	(d)	(e) = (b) - (c) + (d)
1	1. POWER PRODUCTION EXPENSES				
2	A. Steam Power Generation				
3	Operation				
4	(500) Operation Supervision and Engineering	-	-		-
5	(501) Fuel	-	-		-
6	(502) Steam Expenses	-	-		-
7	(503) Steam from Other Sources	-	-		-
8	(Less) (504) Steam Transferred-Cr.	-	-		-
9	(505) Electric Expenses	-	-		-
10	(506) Miscellaneous Steam Power Expenses	-	-		-
11	(507) Rents	-	-		-
12	(509) Allowances	-	-		-
13	TOTAL Operation (Enter Total of Lines 4 thru 12)	-	-		-
14	Maintenance				
15	(510) Maintenance Supervision and Engineering	-	-		-
16	(511) Maintenance of Structures	-	-		-
17	(512) Maintenance of Boiler Plant	-	-		-
18	(513) Maintenance of Electric Plant	-	-		-
19	(514) Maintenance of Miscellaneous Steam Plant	-	-		-
20	TOTAL Maintenance (Enter Total of Lines 15 thru 19)	-	-		-
21	TOTAL Power Production Expenses-Steam Power (Entr Tot lines 13 & 20)	-	-		-
22	B. Nuclear Power Generation				
23	Operation				
24	(517) Operation Supervision and Engineering	-	-		-
25	(518) Fuel				
26	(519) Coolants and Water	-	-		-
27	(520) Steam Expenses	-	-		-
28	(521) Steam from Other Sources	-	-		-
29	(Less) (522) Steam Transferred-Cr.	-	-		-
30	(523) Electric Expenses	-	-		-
31	(524) Miscellaneous Nuclear Power Expenses	-	-		-
32	(525) Rents	-	-		-
33	TOTAL Operation (Enter Total of lines 24 thru 32)	-	-		-
34	Maintenance				
35	(528) Maintenance Supervision and Engineering	-	-		-
36	(529) Maintenance of Structures	-	-		-
37	(530) Maintenance of Reactor Plant Equipment	-	-		-
38	(531) Maintenance of Electric Plant	-	-		-
39	(532) Maintenance of Miscellaneous Nuclear Plant	-	-		-
40	TOTAL Maintenance (Enter Total of lines 35 thru 39)	-	-		-
41	TOTAL Power Production Expenses-Nuc. Power (Entr tot lines 33 & 40)	-	-		-
42	C. Hydraulic Power Generation				
43	Operation				
44	(535) Operation Supervision and Engineering	-	-		-
45	(536) Water for Power	-	-		-
46	(537) Hydraulic Expenses	-	-		-
47	(538) Electric Expenses	-	-		-
48	(539) Miscellaneous Hydraulic Power Generation Expenses	-	-		-
49	(540) Rents	-	-		-
50	TOTAL Operation (Enter Total of Lines 44 thru 49)	-	-		-
51	C. Hydraulic Power Generation (Continued)				
52	Maintenance				
53	(541) Maintenance Supervision and Engineering	-	-		-
54	(542) Maintenance of Structures	-	-		-
55	(543) Maintenance of Reservoirs, Dams, and Waterways	-	-		-
56	(544) Maintenance of Electric Plant	-	-		-
57	(545) Maintenance of Miscellaneous Hydraulic Plant	-	-		-
58	TOTAL Maintenance (Enter Total of lines 53 thru 57)	-	-		-
59	TOTAL Power Production Expenses-Hydraulic Power (tot of lines 50 & 58)	-	-		-
60	D. Other Power Generation				
61	Operation				

Name of Respondent:		Year/Period of Report:			
Narragansett Electric Company		June 30, 2017			
OPERATIONS AND MAINTENANCE EXPENSES					
		NECO	NECO	NECO	12 Months
		YTD at	YTD at	YTD at	Balance at
Line No.	Account	12/31/2016 (pg 321-323)	June 30, 2016 (pg 324-325)	June 30, 2017	June 30, 2017
	(a)	(b)	(c)	(d)	(e) = (b) - (c) + (d)
62	(546) Operation Supervision and Engineering	-	-	-	-
63	(547) Fuel	-	-	-	-
64	(548) Generation Expenses	-	-	-	-
65	(549) Miscellaneous Other Power Generation Expenses	-	-	-	-
66	(550) Rents	-	-	-	-
67	TOTAL Operation (Enter Total of lines 62 thru 66)	-	-	-	-
68	Maintenance				
69	(551) Maintenance Supervision and Engineering	-	-	-	-
70	(552) Maintenance of Structures	-	-	-	-
71	(553) Maintenance of Generating and Electric Plant	-	-	-	-
72	(554) Maintenance of Miscellaneous Other Power Generation Plant	-	-	-	-
73	TOTAL Maintenance (Enter Total of lines 69 thru 72)	-	-	-	-
74	TOTAL Power Production Expenses-Other Power (Enter Tot of 67 & 73)	-	-	-	-
75	E. Other Power Supply Expenses				
76	(555) Purchased Power	332,840,734	185,813,840	157,228,504	304,255,398
77	(556) System Control and Load Dispatching	-	-	-	-
78	(557) Other Expenses	-	-	-	-
79	TOTAL Other Power Supply Exp (Enter Total of lines 76 thru 78)	332,840,734	185,813,840	157,228,504	304,255,398
80	TOTAL Power Production Expenses (Total of lines 21, 41, 59, 74 & 79)	332,840,734	185,813,840	157,228,504	304,255,398
81	2. TRANSMISSION EXPENSES				
82	Operation				
83	(560) Operation Supervision and Engineering	1,124,230	570,119	606,102	1,160,213
84	(561) Load Dispatching	-	-	-	-
85	(561.1) Load Dispatch-Reliability	1,401	1,401	-	-
86	(561.2) Load Dispatch-Monitor and Operate Transmission System	1,153,361	594,257	636,295	1,195,399
87	(561.3) Load Dispatch-Transmission Service and Scheduling	-	-	-	-
88	(561.4) Scheduling, System Control and Dispatch Services	5,008,695	-	2,212,643	7,221,338
89	(561.5) Reliability, Planning and Standards Development	241,485	2,125,007	95,503	(1,788,019)
90	(561.6) Transmission Service Studies	-	128,070	-	(128,070)
91	(561.7) Generation Interconnection Studies	-	-	-	-
92	(561.8) Reliability, Planning and Standards Development Services	60,453	25,959	27,930	62,424
93	(562) Station Expenses	606,595	145,234	144,826	606,187
94	(563) Overhead Lines Expenses	404,856	102,060	(9,848)	292,948
95	(564) Underground Lines Expenses	-	-	1,158	1,158
96	(565) Transmission of Electricity by Others	27,000,069	13,806,572	23,048,821	36,242,318
97	(566) Miscellaneous Transmission Expenses	2,971,259	1,661,162	634,217	1,944,314
98	(567) Rents	103,987	31,353	24,222	96,856
99	TOTAL Operation (Enter Total of lines 83 thru 98)	38,676,391	19,191,194	27,421,869	46,907,066
100	Maintenance				
101	(568) Maintenance Supervision and Engineering	67,964	37,644	56,946	87,266
102	(569) Maintenance of Structures	-	-	-	-
103	(569.1) Maintenance of Computer Hardware	-	-	-	-
104	(569.2) Maintenance of Computer Software	-	-	-	-
105	(569.3) Maintenance of Communication Equipment	-	1,282	-	(1,282)
106	(569.4) Maintenance of Miscellaneous Regional Transmission Plant	83,948	37,451	(16,112)	30,385
107	(570) Maintenance of Station Equipment	862,890	264,143	252,421	851,168
108	(571) Maintenance of Overhead Lines	1,450,492	820,452	1,626,069	2,256,109
109	(572) Maintenance of Underground Lines	747,878	20,926	111,091	838,043
110	(573) Maintenance of Miscellaneous Transmission Plant	16,071	13,312	1,007	3,766
111	TOTAL Maintenance (Total of lines 101 thru 110)	3,229,243	1,195,210	2,031,422	4,065,455
112	TOTAL Transmission Expenses (Total of lines 99 and 111)	41,905,634	20,386,404	29,453,291	50,972,521
113	3. REGIONAL MARKET EXPENSES				
114	Operation				
115	(575.1) Operation Supervision	-	-	-	-
116	(575.2) Day-Ahead and Real-Time Market Facilitation	-	-	-	-
117	(575.3) Transmission Rights Market Facilitation	-	-	-	-
118	(575.4) Capacity Market Facilitation	-	-	-	-
119	(575.5) Ancillary Services Market Facilitation	-	-	-	-
120	(575.6) Market Monitoring and Compliance	-	-	-	-
121	(575.7) Market Facilitation, Monitoring and Compliance Services	261,207	117,769	133,682	277,120
122	(575.8) Rents	-	-	-	-

Name of Respondent: Narragansett Electric Company		Year/Period of Report: June 30, 2017			
OPERATIONS AND MAINTENANCE EXPENSES					
		NECO	NECO	NECO	12 Months
		YTD at	YTD at	YTD at	Balance at
Line No.	Account	12/31/2016 (pg 321-323)	June 30, 2016 (pg 324-325)	June 30, 2017	June 30, 2017
	(a)	(b)	(c)	(d)	(e) = (b) - (c) + (d)
123	Total Operation (Lines 115 thru 122)	261,207	117,769	133,682	277,120
124	Maintenance				
125	(576.1) Maintenance of Structures and Improvements	-	-		-
126	(576.2) Maintenance of Computer Hardware	-	-		-
127	(576.3) Maintenance of Computer Software	-	-		-
128	(576.4) Maintenance of Communication Equipment	-	-		-
129	(576.5) Maintenance of Miscellaneous Market Operation Plant	-	-		-
130	Total Maintenance (Lines 125 thru 129)	-	-		-
131	TOTAL Regional Transmission and Market Op Expns (Total 123 and 130)	261,207	117,769	133,682	277,120

Name of Respondent:		Year/Period of Report:			
Narragansett Electric Company		June 30, 2017			
OPERATIONS AND MAINTENANCE EXPENSES					
Line No.	Account	NECO	NECO	NECO	12 Months
		YTD at	YTD at	YTD at	Balance at
	(a)	12/31/2016 (pg 321-323)	June 30, 2016 (pg 324-325)	June 30, 2017	June 30, 2017
		(b)	(c)	(d)	(e) = (b) - (c) + (d)
132	4. DISTRIBUTION EXPENSES				
133	Operation				
134	(580) Operation Supervision and Engineering	1,739,133	11,817,163	9,287,500	(790,530)
135	(581) Load Dispatching	2,244,001	-		2,244,001
136	(582) Station Expenses	1,149,970	-		1,149,970
137	(583) Overhead Line Expenses	3,283,676	-		3,283,676
138	(584) Underground Line Expenses	357,037	-		357,037
139	(585) Street Lighting and Signal System Expenses	218,107	-		218,107
140	(586) Meter Expenses	2,050,886	-		2,050,886
141	(587) Customer Installations Expenses	99,166	-		99,166
142	(588) Miscellaneous Expenses	6,901,716	-		6,901,716
143	(589) Rents	342,898	-		342,898
144	TOTAL Operation (Enter Total of lines 134 thru 143)	18,386,590	11,817,163	9,287,500	15,856,927
145	Maintenance				
146	(590) Maintenance Supervision and Engineering	455,954			455,954
147	(591) Maintenance of Structures	59,096			59,096
148	(592) Maintenance of Station Equipment	1,336,120			1,336,120
149	(593) Maintenance of Overhead Lines	25,241,880			25,241,880
150	(594) Maintenance of Underground Lines	2,390,497			2,390,497
151	(595) Maintenance of Line Transformers	431,001			431,001
152	(596) Maintenance of Street Lighting and Signal Systems	1,013,628			1,013,628
153	(597) Maintenance of Meters	77,721			77,721
154	(598) Maintenance of Miscellaneous Distribution Plant	827,645			827,645
155	TOTAL Maintenance (Total of lines 146 thru 154)	31,833,542	18,662,869	15,228,820	28,399,493
156	TOTAL Distribution Expenses (Total of lines 144 and 155)	50,220,132	30,480,032	24,516,320	44,256,420
157	5. CUSTOMER ACCOUNTS EXPENSES				
158	Operation				
159	(901) Supervision	452,017	-		452,017
160	(902) Meter Reading Expenses	323,802	-		323,802
161	(903) Customer Records and Collection Expenses	10,468,919	-		10,468,919
162	(904) Uncollectible Accounts	8,244,908	-		8,244,908
163	(905) Miscellaneous Customer Accounts Expenses	708,733	-		708,733
164	TOTAL Customer Accounts Expenses (Total of lines 159 thru 163)	20,198,379	8,027,393	9,482,883	21,653,869
165	6. CUSTOMER SERVICE AND INFORMATIONAL EXPENSES				
166	Operation				
167	(907) Supervision	5,980	-		5,980
168	(908) Customer Assistance Expenses	69,783,592	-		69,783,592
169	(909) Informational and Instructional Expenses	3,034,384	-		3,034,384
170	(910) Miscellaneous Customer Service and Informational Expenses	148,144	-		148,144
171	TOTAL Customer Service and Information Expenses (Total 167 thru 170)	72,972,100	32,695,669	34,865,729	75,142,160
172	7. SALES EXPENSES				
173	Operation				
174	(911) Supervision	13,598	-		13,598
175	(912) Demonstrating and Selling Expenses	241,713	-		241,713
176	(913) Advertising Expenses	178,070	-		178,070
177	(916) Miscellaneous Sales Expenses	39,178	-		39,178
178	TOTAL Sales Expenses (Enter Total of lines 174 thru 177)	472,559	246,810	557,826	783,575
179	8. ADMINISTRATIVE AND GENERAL EXPENSES				
180	Operation				
181	(920) Administrative and General Salaries	19,275,280	9,283,885	8,615,130	18,606,525
182	(921) Office Supplies and Expenses	17,863,055	9,588,290	8,887,504	17,162,269
183	(Less) (922) Administrative Expenses Transferred-Credit	-	-		-
184	(923) Outside Services Employed	6,313,911	3,181,120	4,461,001	7,593,792
185	(924) Property Insurance	8,025,725	4,078,267	4,100,592	8,048,050
186	(925) Injuries and Damages	3,407,244	931,370	(72,200)	2,403,674
187	(926) Employee Pensions and Benefits	24,848,414	11,774,126	24,852,670	37,926,958
188	(927) Franchise Requirements	-	-		-
189	(928) Regulatory Commission Expenses	5,205,491	2,760,945	2,523,957	4,968,503
190	(929) (Less) Duplicate Charges-Cr.	-	-		-
191	(930.1) General Advertising Expenses	-	-	111	111
192	(930.2) Miscellaneous General Expenses	6,731,776	5,376,559	(4,679,282)	(3,324,065)

Name of Respondent: Narragansett Electric Company		Year/Period of Report: June 30, 2017			
OPERATIONS AND MAINTENANCE EXPENSES					
		NECO	NECO	NECO	12 Months
		YTD at	YTD at	YTD at	Balance at
Line No.	Account	12/31/2016 (pg 321-323)	June 30, 2016 (pg 324-325)	June 30, 2017	June 30, 2017
	(a)	(b)	(c)	(d)	(e) = (b) - (c) + (d)
193	(931) Rents	17,488,246	8,834,742	9,257,257	17,910,761
194	TOTAL Operation (Enter Total of lines 181 thru 193)	109,159,142	55,809,304	57,946,740	111,296,578
195	Maintenance				
196	(935) Maintenance of General Plant	144,921	45,065	96,839	196,695
197	TOTAL Administrative & General Expenses (Total of lines 194 and 196)	109,304,063	55,854,368	58,043,579	111,493,274
198	TOTAL Elec Op and Maint Expns	628,174,808	333,622,285	314,281,814	608,834,337
Pages 321 - 323					

COMPLIANCE ATTACHMENT 3

Workpaper 12-ELEC

Revenue – Infrastructure, Safety and Reliability Capital Adjustment

The Narragansett Electric Company
 d/b/a National Grid
 Electric Infrastructure, Safety, and Reliability (ISR) Plan
 Annual Revenue Requirement Summary

Line No.	Capital Investment:	As Approved (revised to reflect Tax Cuts & Jobs Act)						Rate Year 1 Sept 2018-Aug 2019 (g)=(c)*7/12+(d) * 5/12
		Fiscal Year 2017 (a)	Fiscal Year 2018 (b)	Fiscal Year 2019 (c)	Fiscal Year 2020 (d)	Fiscal Year 2021 (e)	Fiscal Year 2022 (f)	
1	Actual Revenue Requirement on Incremental FY 2012 Capital included in ISR Base Base	\$441,364	\$258,746	\$230,195	\$230,567	\$230,938	\$231,354	\$230,350
2	Actual Revenue Requirement on Incremental FY 2013 Capital included in ISR Rate Base	(\$1,042,177)	(\$1,063,814)	(\$979,920)	(\$931,060)	(\$882,483)	(\$831,594)	(\$959,562)
3	Actual Revenue Requirement on Incremental FY 2014 Capital included in ISR Rate Base	\$959,924	\$702,116	\$645,655	\$608,471	\$569,388	\$525,223	\$630,162
4	Actual Revenue Requirement on FY 2015 Capital included in ISR Rate Base	\$3,559,643	\$3,702,418	\$3,366,124	\$3,199,679	\$3,041,665	\$2,883,061	\$3,296,772
5	Actual Revenue Requirement on FY 2016 Capital included in ISR Rate Base	\$5,428,148	\$3,886,091	\$3,511,916	\$3,377,850	\$3,247,372	\$3,129,265	\$3,456,055
6	Forecasted Annual Revenue Requirement on FY 2017 Capital included in ISR Rate Base	\$2,711,630	\$4,339,756	\$3,935,104	\$4,062,944	\$4,205,969	\$4,056,510	\$3,988,371
7	Forecasted Annual Revenue Requirement on FY 2018 Capital included in ISR Rate Base	\$0	(\$393,082)	(\$1,094,756)	(\$1,050,394)	(\$899,136)	(\$693,315)	(\$1,076,272)
8	Subtotal	\$12,058,532	\$11,432,232	\$9,614,317	\$9,498,058	\$9,513,712	\$9,300,505	
9								
10	Forecasted Annual Revenue Requirement on FY 2019 Capital included in ISR Rate Base			(\$220,400)	(\$450,826)	(\$423,884)	(\$288,744)	(\$316,411)
11	Forecasted Annual Revenue Requirement on FY 2020 Capital included in ISR Rate Base				(\$220,400)	(\$450,826)	(\$423,884)	(\$91,833)
12	Forecasted Annual Revenue Requirement on FY 2021 Capital included in ISR Rate Base					(\$220,400)	(\$450,826)	
13	Forecasted Annual Revenue Requirement on FY 2022 Capital included in ISR Rate Base						(\$220,400)	
14	Total Forecasted Revenue Requirement on Capital Investment			\$9,393,917	\$8,826,832	\$8,418,601	\$7,916,651	\$9,157,632
15								
16	Test Year/Rate Year ISR revenues							\$16,046,396
17	Normalizing / Proforma Adjustment							(\$6,888,764)

Column/Line Notes
 Columns (a)-(f), Lines 1 through 8 - per Company's response to PUC request 3-2 in RIPUC Docket 4783, FY 2019 Electric ISR Plan
 Lines 10 through 13 - Estimated revenue requirements based on FY 2018 level of investment
 14 Sum of Lines 8 through 13
 16 Per Schedule 2-ELEC, Line 8
 17 Line 14 less Line 16

COMPLIANCE ATTACHMENT 3

Workpaper 12-GAS

Revenue – Infrastructure, Safety and Reliability Capital Adjustment

The Narragansett Electric Company
d/b/a National Grid
Gas Infrastructure, Safety, and Reliability (ISR) Plan
Annual Revenue Requirement Summary

Line No.	Updated for Tax Act Changes	Fiscal Year				Rate Year 1
		2018 (a)	2019 (b)	2020 (c)	2021 (d)	2022 (e)
						Sept 2018-Aug 2019 (f)=(b)*7/12+(c)*5/12
Capital Investment:						
1	Actual Revenue Requirement on Incremental FY 2012 Capital included in ISR Rate Base	\$1,033,129	\$939,355	\$939,355	\$939,355	\$939,355
2	Actual Revenue Requirement on Incremental FY 2013 Capital included in ISR Rate Base	\$244,096	\$214,778	\$214,778	\$214,778	\$214,778
3	Actual Revenue Requirement on Incremental FY 2014 Capital included in ISR Rate Base	\$3,219,007	\$2,919,088	\$2,919,088	\$2,919,088	\$2,919,088
4	Actual Annual Revenue Requirement on FY 2015 Capital Included in ISR Rate Base	\$6,418,984	\$5,837,251	\$5,837,251	\$5,837,251	\$5,837,251
5	Actual Annual Revenue Requirement on FY 2016 Capital Included in ISR Rate Base	\$7,559,099	\$6,879,571	\$6,879,571	\$6,879,571	\$6,879,571
6	Forecasted Annual Revenue Requirement on FY 2017 Capital Included in ISR Rate Base	\$5,903,426	\$5,377,367	\$5,377,367	\$5,377,367	\$5,377,367
7	Forecasted Annual Revenue Requirement on FY 2018 Capital Included in ISR Rate Base	\$4,029,833	\$7,380,634	\$7,380,634	\$7,380,634	\$7,380,634
8	Total Capital Investment Revenue Requirement	\$28,407,575	\$29,548,044	\$29,548,044	\$29,548,044	\$29,548,044
9	Forecasted Annual Revenue Requirement on FY 2019 Capital included in ISR Rate Base		\$4,159,148	\$8,191,069	\$8,191,069	\$8,191,069
10	Forecasted Annual Revenue Requirement on FY 2020 Capital included in ISR Rate Base		\$4,159,148	\$8,191,069	\$8,191,069	\$8,191,069
11	Forecasted Annual Revenue Requirement on FY 2021 Capital included in ISR Rate Base		\$4,159,148	\$8,191,069	\$8,191,069	\$8,191,069
12	Forecasted Annual Revenue Requirement on FY 2022 Capital included in ISR Rate Base		\$4,159,148	\$8,191,069	\$8,191,069	\$8,191,069
13	Total Forecasted Revenue Requirement on Capital Investment		\$33,707,192	\$41,898,261	\$50,089,330	\$58,280,400
14	Test Year/Rate Year ISR revenues		\$0	\$0	\$0	\$0
15	Normalizing / Proforma Adjustment					\$37,120,137

Column/Line Notes

- Columns (a)-(e) , Lines 1 through 8 - as approved per RIPUC Docket No. 4781, Updated Attachments to Sections 3 of the FY 2019 Gas ISR Plan with two exceptions: (1) does not reflect adjustments to Total Allowed Capital Included in ISR Rate Base per the settlement; (2) includes a correction to the proration adjustment included in the FY 2018 revenue requirement on vintage 2018 investment. See Page 2.
- Lines 9 through 12 - Estimated revenue requirements based on FY 2018 level of investment
- 13 Sum of Lines 8 through 12
- 14 Per Schedule 2-GAS, Line 36
- 15 Line 13 less Line 14

THE NARRAGANSETT ELECTRIC COMPANY
d/b/a NATIONAL GRID
FY 2018 Gas ISR Plan Revenue Requirement
Computation of Revenue Requirement on FY 2018 Forecasted Gas Capital Investment

Line No.			Fiscal Year 2018 (a)	Fiscal Year 2019 (b)	Fiscal Year 2020 (c)
Depreciable Net Capital Included in ISR Rate Base					
1	Total Allowed Capital Included in ISR Rate Base in Current Year	Per Company's books	\$93,077,000	\$0	
2	Retirements	Line 1 * Retirement rate	1/ \$3,285,618	\$0	
3	Net Depreciable Capital Included in ISR Rate Base	Column (a) = Line 1 - Line 1a - Line 2; Column (b) = Prior Year Line 3	\$89,791,382	\$89,791,382	\$89,791,382
Change in Net Capital Included in ISR Rate Base					
4	Capital Included in ISR Rate Base	Line 1	\$93,077,000	\$0	\$0
5	Depreciation Expense	Per Settlement Agreement Docket No. 4323, excluding General Plant	\$24,356,183	\$0	\$0
6	Incremental Capital Amount	Column (a) = Line 4 - Line 5; Column (b) = Prior Year Line 6	\$68,720,817	\$68,720,817	\$68,720,817
7	Cost of Removal	Per Company's books	\$8,008,000	\$8,008,000	\$8,008,000
8	Net Plant Amount	Line 6 + Line 7	\$76,728,817	\$76,728,817	\$76,728,817
Deferred Tax Calculation:					
9	Composite Book Depreciation Rate	As Approved in R.I.P.U.C. Docket No. 3943 & 4323	3.38%	3.38%	3.38%
10	Tax Depreciation	Page 3 of 27, Line 21	\$80,427,546	\$1,567,260	\$1,449,591
11	Cumulative Tax Depreciation	Prior Year Line 11 + Current Year Line 10	\$80,427,546	\$81,994,806	\$83,444,397
12	Book Depreciation	Column (a) = Line 3 * Line 9 * 50%; Column (b) = Line 3 * Line 9	\$1,517,474	\$3,034,949	\$3,034,949
13	Cumulative Book Depreciation	Prior Year Line 13 + Current Year Line 12	\$1,517,474	\$4,552,423	\$7,587,371
14	Cumulative Book / Tax Timer	Line 11 - Line 13	\$78,910,072	\$77,442,384	\$75,857,026
15	Effective Tax Rate		21.00%	21.00%	21.000%
16	Deferred Tax Reserve	Line 14 * Line 15	\$16,571,115	\$16,262,901	\$15,929,975
17	Less: FY 2018 Federal NOL	Estimated NOL, per Tax Department	\$0	\$0	\$0
18	Proration Adjustment	Col (a) = Page 22 of 27, Line 40; Col (b) = Page 23 of 27, Line 40	(\$1,286,840)	\$278,894	
19	Excess Deferred Tax		\$8,285,558	\$8,285,558	
20	Net Deferred Tax Reserve	Line 16 + Line 17 + Line 18	\$23,569,833	\$24,827,352	\$15,929,975
ISR Rate Base Calculation:					
21	Cumulative Incremental Capital Included in ISR Rate Base	Line 8	\$76,728,817	\$76,728,817	\$76,728,817
22	Accumulated Depreciation	- Line 13	(\$1,517,474)	(\$4,552,423)	(\$7,587,371)
23	Deferred Tax Reserve	- Line 20	(\$23,569,833)	(\$24,827,352)	(\$15,929,975)
24	Year End Rate Base before Deferred Tax Proration	Sum of Lines 21 through 23	\$51,641,510	\$47,349,042	\$53,211,470
Revenue Requirement Calculation:					
25	Average ISR Rate Base	Column (a) = Current Year Line 23+2; Column (b) = (Prior Year Line 23 + Current Year Line 22) ÷ 2	\$25,820,755	\$49,495,276	\$50,280,256
26	Pre-Tax ROR		2/ 9.73%	8.78%	8.78%
27	Return and Taxes	Line 25 * Line 26	\$2,512,359	\$4,345,685	\$4,414,606
28	Book Depreciation	Line 12	\$1,517,474	\$3,034,949	\$3,034,949
29	Property Taxes		3/ \$0	\$0	\$0
30	Annual Revenue Requirement	Sum of Lines 27 through 29	\$4,029,833	\$7,380,634	\$7,449,555

1/ Assumes 3.53% retirement rate based on FY 2016 actual retirements (Per Page 6 of 25, Line 2(a): Line 1(a))

3/ Property taxes calculated on Pages 17 through 19 of 25 for all vintage years commencing with FY14 and reflected in total on Page 1 at Line 10.

The Narragansett Electric Company
d/b/a National Grid
FY 2018 Gas ISR Plan Revenue Requirement
Calculation of FY 2018 Net Deferred Tax Reserve Proration

Line No.		(a)=Sum of (b) through (h) Total	(b) Vintage Year 2018	(c) Vintage Year 2017	(d) Vintage Year 2016	(e) Vintage Year 2015	(f) Vintage Year 2014	(g) Vintage Year 2013	(h) Vintage Year 2012																																																																																																																																																																																																										
Deferred Tax Subject to Proration																																																																																																																																																																																																																			
1	Book Depreciation																																																																																																																																																																																																																		
2	Bonus Depreciation																																																																																																																																																																																																																		
3	Remaining MACRS Tax Depreciation																																																																																																																																																																																																																		
4	FY18 tax (gain)/loss on retirements																																																																																																																																																																																																																		
5	Cumulative Book / Tax Timer																																																																																																																																																																																																																		
6	Effective Tax Rate																																																																																																																																																																																																																		
7	Deferred Tax Reserve																																																																																																																																																																																																																		
Deferred Tax Not Subject to Proration																																																																																																																																																																																																																			
8	Capital Repairs Deduction																																																																																																																																																																																																																		
9	Cost of Removal																																																																																																																																																																																																																		
10	Book/Tax Depreciation Timing Difference at 3/31/2017																																																																																																																																																																																																																		
11	Cumulative Book / Tax Timer																																																																																																																																																																																																																		
12	Effective Tax Rate																																																																																																																																																																																																																		
13	Deferred Tax Reserve																																																																																																																																																																																																																		
14	Total Deferred Tax Reserve																																																																																																																																																																																																																		
15	Net Operating Loss																																																																																																																																																																																																																		
16	Net Deferred Tax Reserve																																																																																																																																																																																																																		
Allocation of FY 2018 Estimated Federal NOL																																																																																																																																																																																																																			
17	Cumulative Book/Tax Timer Subject to Proration																																																																																																																																																																																																																		
18	Cumulative Book/Tax Timer Not Subject to Proration																																																																																																																																																																																																																		
19	Total Cumulative Book/Tax Timer																																																																																																																																																																																																																		
20	Total FY 2018 Federal NOL																																																																																																																																																																																																																		
21	Allocated FY 2018 Federal NOL Not Subject to Proration																																																																																																																																																																																																																		
22	Allocated FY 2018 Federal NOL Subject to Proration																																																																																																																																																																																																																		
23	Effective Tax Rate																																																																																																																																																																																																																		
24	Deferred Tax Benefit subject to proration																																																																																																																																																																																																																		
25	Net Deferred Tax Reserve subject to proration																																																																																																																																																																																																																		
<table border="1"> <thead> <tr> <th colspan="2">(i)</th> <th colspan="2">(j)</th> <th colspan="2">(k)= Sum of (l) through (r)</th> <th>(m)</th> <th>(n)</th> <th>(o)</th> <th>(p)</th> <th>(q)</th> <th>(r)</th> </tr> <tr> <th>Proration Calculation</th> <th>Number of Days in Month</th> <th>Proration Percentage</th> <th>(l)</th> <th>(m)</th> <th>(n)</th> <th>(o)</th> <th>(p)</th> <th>(q)</th> <th>(r)</th> </tr> </thead> <tbody> <tr> <td>26</td> <td>April 2017</td> <td>30</td> <td>91.78%</td> <td>(\$28,230)</td> <td>(\$181,283)</td> <td>\$45,282</td> <td>\$54,181</td> <td>\$40,027</td> <td>\$13,982</td> <td>(\$3,767)</td> <td>\$3,349</td> </tr> <tr> <td>27</td> <td>May 2017</td> <td>31</td> <td>83.29%</td> <td>(\$25,618)</td> <td>(\$164,508)</td> <td>\$41,091</td> <td>\$49,168</td> <td>\$36,323</td> <td>\$12,688</td> <td>(\$3,419)</td> <td>\$3,039</td> </tr> <tr> <td>28</td> <td>June 2017</td> <td>30</td> <td>75.07%</td> <td>(\$23,090)</td> <td>(\$148,273)</td> <td>\$37,036</td> <td>\$44,316</td> <td>\$32,738</td> <td>\$11,436</td> <td>(\$3,081)</td> <td>\$2,739</td> </tr> <tr> <td>29</td> <td>July 2017</td> <td>31</td> <td>66.58%</td> <td>(\$20,477)</td> <td>(\$131,498)</td> <td>\$32,846</td> <td>\$39,302</td> <td>\$29,034</td> <td>\$10,142</td> <td>(\$2,733)</td> <td>\$2,429</td> </tr> <tr> <td>30</td> <td>August 2017</td> <td>31</td> <td>58.08%</td> <td>(\$17,865)</td> <td>(\$114,722)</td> <td>\$28,656</td> <td>\$34,288</td> <td>\$25,330</td> <td>\$8,848</td> <td>(\$2,384)</td> <td>\$2,119</td> </tr> <tr> <td>31</td> <td>September 2017</td> <td>30</td> <td>49.86%</td> <td>(\$15,337)</td> <td>(\$98,488)</td> <td>\$24,601</td> <td>\$29,436</td> <td>\$21,746</td> <td>\$7,596</td> <td>(\$2,047)</td> <td>\$1,820</td> </tr> <tr> <td>32</td> <td>October 2017</td> <td>31</td> <td>41.37%</td> <td>(\$12,725)</td> <td>(\$81,713)</td> <td>\$20,411</td> <td>\$24,422</td> <td>\$18,042</td> <td>\$6,302</td> <td>(\$1,698)</td> <td>\$1,510</td> </tr> <tr> <td>33</td> <td>November 2017</td> <td>30</td> <td>33.15%</td> <td>(\$10,196)</td> <td>(\$65,478)</td> <td>\$16,355</td> <td>\$19,570</td> <td>\$14,457</td> <td>\$5,050</td> <td>(\$1,361)</td> <td>\$1,210</td> </tr> <tr> <td>34</td> <td>December 2017</td> <td>31</td> <td>24.66%</td> <td>(\$7,584)</td> <td>(\$48,703)</td> <td>\$12,165</td> <td>\$14,556</td> <td>\$10,753</td> <td>\$3,756</td> <td>(\$1,012)</td> <td>\$900</td> </tr> <tr> <td>35</td> <td>January 2018</td> <td>31</td> <td>16.16%</td> <td>(\$4,972)</td> <td>(\$31,927)</td> <td>\$7,975</td> <td>\$9,542</td> <td>\$7,049</td> <td>\$2,462</td> <td>(\$664)</td> <td>\$590</td> </tr> <tr> <td>36</td> <td>February 2018</td> <td>28</td> <td>8.49%</td> <td>(\$2,612)</td> <td>(\$16,775)</td> <td>\$4,190</td> <td>\$5,014</td> <td>\$3,704</td> <td>\$1,294</td> <td>(\$349)</td> <td>\$310</td> </tr> <tr> <td>37</td> <td>March 2018</td> <td>31</td> <td>0.00%</td> <td>\$0</td> <td>\$0</td> <td>\$0</td> <td>\$0</td> <td>\$0</td> <td>\$0</td> <td>\$0</td> <td>\$0</td> </tr> <tr> <td>38</td> <td>Total</td> <td>365</td> <td></td> <td>(\$168,705)</td> <td>(\$1,083,370)</td> <td>\$270,609</td> <td>\$323,795</td> <td>\$239,203</td> <td>\$83,556</td> <td>(\$22,514)</td> <td>\$20,015</td> </tr> <tr> <td>39</td> <td>Deferred Tax Without Proration</td> <td></td> <td></td> <td>(\$369,096)</td> <td>(\$2,370,209)</td> <td>\$592,041</td> <td>\$708,402</td> <td>\$523,332</td> <td>\$182,805</td> <td>(\$49,257)</td> <td>\$43,789</td> </tr> <tr> <td>40</td> <td>Proration Adjustment</td> <td></td> <td></td> <td>\$200,390</td> <td>\$1,286,840</td> <td>(\$321,433)</td> <td>(\$384,608)</td> <td>(\$284,129)</td> <td>(\$99,249)</td> <td>\$26,743</td> <td>(\$23,774)</td> </tr> </tbody> </table>										(i)		(j)		(k)= Sum of (l) through (r)		(m)	(n)	(o)	(p)	(q)	(r)	Proration Calculation	Number of Days in Month	Proration Percentage	(l)	(m)	(n)	(o)	(p)	(q)	(r)	26	April 2017	30	91.78%	(\$28,230)	(\$181,283)	\$45,282	\$54,181	\$40,027	\$13,982	(\$3,767)	\$3,349	27	May 2017	31	83.29%	(\$25,618)	(\$164,508)	\$41,091	\$49,168	\$36,323	\$12,688	(\$3,419)	\$3,039	28	June 2017	30	75.07%	(\$23,090)	(\$148,273)	\$37,036	\$44,316	\$32,738	\$11,436	(\$3,081)	\$2,739	29	July 2017	31	66.58%	(\$20,477)	(\$131,498)	\$32,846	\$39,302	\$29,034	\$10,142	(\$2,733)	\$2,429	30	August 2017	31	58.08%	(\$17,865)	(\$114,722)	\$28,656	\$34,288	\$25,330	\$8,848	(\$2,384)	\$2,119	31	September 2017	30	49.86%	(\$15,337)	(\$98,488)	\$24,601	\$29,436	\$21,746	\$7,596	(\$2,047)	\$1,820	32	October 2017	31	41.37%	(\$12,725)	(\$81,713)	\$20,411	\$24,422	\$18,042	\$6,302	(\$1,698)	\$1,510	33	November 2017	30	33.15%	(\$10,196)	(\$65,478)	\$16,355	\$19,570	\$14,457	\$5,050	(\$1,361)	\$1,210	34	December 2017	31	24.66%	(\$7,584)	(\$48,703)	\$12,165	\$14,556	\$10,753	\$3,756	(\$1,012)	\$900	35	January 2018	31	16.16%	(\$4,972)	(\$31,927)	\$7,975	\$9,542	\$7,049	\$2,462	(\$664)	\$590	36	February 2018	28	8.49%	(\$2,612)	(\$16,775)	\$4,190	\$5,014	\$3,704	\$1,294	(\$349)	\$310	37	March 2018	31	0.00%	\$0	\$0	\$0	\$0	\$0	\$0	\$0	\$0	38	Total	365		(\$168,705)	(\$1,083,370)	\$270,609	\$323,795	\$239,203	\$83,556	(\$22,514)	\$20,015	39	Deferred Tax Without Proration			(\$369,096)	(\$2,370,209)	\$592,041	\$708,402	\$523,332	\$182,805	(\$49,257)	\$43,789	40	Proration Adjustment			\$200,390	\$1,286,840	(\$321,433)	(\$384,608)	(\$284,129)	(\$99,249)	\$26,743	(\$23,774)
(i)		(j)		(k)= Sum of (l) through (r)		(m)	(n)	(o)	(p)	(q)	(r)																																																																																																																																																																																																								
Proration Calculation	Number of Days in Month	Proration Percentage	(l)	(m)	(n)	(o)	(p)	(q)	(r)																																																																																																																																																																																																										
26	April 2017	30	91.78%	(\$28,230)	(\$181,283)	\$45,282	\$54,181	\$40,027	\$13,982	(\$3,767)	\$3,349																																																																																																																																																																																																								
27	May 2017	31	83.29%	(\$25,618)	(\$164,508)	\$41,091	\$49,168	\$36,323	\$12,688	(\$3,419)	\$3,039																																																																																																																																																																																																								
28	June 2017	30	75.07%	(\$23,090)	(\$148,273)	\$37,036	\$44,316	\$32,738	\$11,436	(\$3,081)	\$2,739																																																																																																																																																																																																								
29	July 2017	31	66.58%	(\$20,477)	(\$131,498)	\$32,846	\$39,302	\$29,034	\$10,142	(\$2,733)	\$2,429																																																																																																																																																																																																								
30	August 2017	31	58.08%	(\$17,865)	(\$114,722)	\$28,656	\$34,288	\$25,330	\$8,848	(\$2,384)	\$2,119																																																																																																																																																																																																								
31	September 2017	30	49.86%	(\$15,337)	(\$98,488)	\$24,601	\$29,436	\$21,746	\$7,596	(\$2,047)	\$1,820																																																																																																																																																																																																								
32	October 2017	31	41.37%	(\$12,725)	(\$81,713)	\$20,411	\$24,422	\$18,042	\$6,302	(\$1,698)	\$1,510																																																																																																																																																																																																								
33	November 2017	30	33.15%	(\$10,196)	(\$65,478)	\$16,355	\$19,570	\$14,457	\$5,050	(\$1,361)	\$1,210																																																																																																																																																																																																								
34	December 2017	31	24.66%	(\$7,584)	(\$48,703)	\$12,165	\$14,556	\$10,753	\$3,756	(\$1,012)	\$900																																																																																																																																																																																																								
35	January 2018	31	16.16%	(\$4,972)	(\$31,927)	\$7,975	\$9,542	\$7,049	\$2,462	(\$664)	\$590																																																																																																																																																																																																								
36	February 2018	28	8.49%	(\$2,612)	(\$16,775)	\$4,190	\$5,014	\$3,704	\$1,294	(\$349)	\$310																																																																																																																																																																																																								
37	March 2018	31	0.00%	\$0	\$0	\$0	\$0	\$0	\$0	\$0	\$0																																																																																																																																																																																																								
38	Total	365		(\$168,705)	(\$1,083,370)	\$270,609	\$323,795	\$239,203	\$83,556	(\$22,514)	\$20,015																																																																																																																																																																																																								
39	Deferred Tax Without Proration			(\$369,096)	(\$2,370,209)	\$592,041	\$708,402	\$523,332	\$182,805	(\$49,257)	\$43,789																																																																																																																																																																																																								
40	Proration Adjustment			\$200,390	\$1,286,840	(\$321,433)	(\$384,608)	(\$284,129)	(\$99,249)	\$26,743	(\$23,774)																																																																																																																																																																																																								

Column Notes:

(j) Sum of remaining days in the year (Col (i)) divided by 365
(l) through (r) = Current Year Line 25 * Current Month Col (j)