

*This Page Intentionally Blank*



BNY MELLON

The Bank of New York Mellon Trust Company, N.A.

KENT COUNTY WATER AUTHORITY  
FINANCE DIRECTOR  
1072 MAIN ST  
WEST WARWICK RI 02893-3724

### Account Statement

Statement Period 01/01/2014 Through 01/31/2014

Account 112600  
KCWA GENERAL REVENUE ACCOUNT


ADMINISTRATIVE CONTACT: ERIN METENY  
525 WILLIAM PENN PLACE AIM 153-3800-38TH FL  
PITTSBURGH, PA 15259  
412-234-6247  
ERIN.MYERS1@BNYMELLON.COM

CLIENT SERVICE MANAGER: SUSAN CALISE  
135 SANTILLI HIGHWAY AIM 026-0018:  
EVERETT, MA 02149  
617-382-5217  
SUSAN.CALISE@BNYMELLON.COM

Go Paperless. Securely access your account online to view your statements. Ask your BNY Mellon contact how we can help you access your accounts, enter your own transactions or submit an audit confirmation online. Also be sure to ask how Connect(SM), our new web-based, single sign-on platform can help you go paperless.

Visit us at [www.bnymellon.com](http://www.bnymellon.com)

### Account Overview



Percent of all Investments	Asset Classification	Market Value
100%	CASH AND SHORT TERM	2,998,667.27
100%	TOTAL OF ALL INVESTMENTS	2,998,667.27

### Summary of Assets Held

Asset Classification	Market Value	Cost	Accrued Income	Est Annual Income	Market Yield
CASH AND SHORT TERM	2,998,667.27	2,998,667.27	0.00	299.87	0.01%
ACCOUNT TOTALS	2,998,667.27	2,998,667.27	0.00	299.87	0.01%

### Summary of Cash Transactions

Transaction Category	Current Period			Year-to-Date	
	Income	Principal	Realized Gains/Losses	Income	Principal
OPENING BALANCE	0.00	0.00		0.00	0.00
DIVIDENDS	17.98	0.00	0.00	17.98	0.00
SALES AND REDEMPTIONS	0.00	1,104,361.22	0.00	0.00	1,104,361.22
OTHER CASH ADDITIONS	0.00	2,847,431.91	0.00	0.00	2,847,431.91
PAYMENTS AND WITHDRAWALS	17.98 -	1,847,546.27 -	0.00	17.98 -	1,847,546.27 -
PURCHASES	0.00	2,104,246.86 -	0.00	0.00	2,104,246.86 -
CLOSING BALANCE	0.00	0.00	0.00	0.00	0.00

The above cash transactions summary is provided for information purposes only and may not reflect actual taxable income or deductible expenses as reportable under the Internal Revenue Code.

017275 XBNEFE205 013238

5  
B  
L  
L  
T  
U  
M  
1  
H  
U  
S  
S  
9  
7  
6  
7  
0



BNY MELLON

The Bank of New York Mellon Trust Company, N.A.

Statement Period 01/01/2014 Through 01/31/2014

Account 112600

KCWA GENERAL REVENUE ACCOUNT

### Statement of Assets Held

Shares / Par Value	Asset Description	Market Price Average Cost	Market Value Cost	Accrued Income Est Annual Income	Market Yield
<b>CASH AND SHORT TERM</b>					
2,998,667.270	FIDELITY INSTL M MKT GOVT #57 CLASS 1	1.00000	2,998,667.27	0.00	0.01%
	CUSIP: S99992780	1.00000	2,998,667.27	299.87	
<b>Total CASH AND SHORT TERM</b>			2,998,667.27	0.00	0.01%
			2,998,667.27	299.87	
<b>ACCOUNT TOTALS</b>			2,998,667.27	0.00	0.01%
			2,998,667.27	299.87	

Total Market Value Plus Total Accrued Income 2,998,667.27

### Statement of Transactions

Transaction Date	Transaction Description	Income	Principal	Cost	Realized Gains/Losses
01/01/14	OPENING BALANCE	0.00	0.00	1,998,781.63	
01/02/14	Sale FIDELITY INSTL M MKT GOVT #57 CLASS 1 900,000.00 SHARES	0.00	900,000.00	900,000.00 -	0.00
01/02/14	Cash Debit TRANSFER TO 112602 OP + MAINT ACCT. PAYMENT OF OP + MAINT REQ DATED 1/02/14 KCWA GENERAL FUND. TRNIIJ1401022187200	0.00	900,000.00 -	0.00	0.00
01/02/14	DAILY ENDING BALANCE	0.00	0.00	1,098,781.63	0.00
01/03/14	Purchase FIDELITY INSTL M MKT GOVT #57 CLASS 1 17.98 SHARES	0.00	17.98 -	17.98	0.00
01/03/14	Dividend FIDELITY INSTL M MKT GOVT #57 CLASS 1 DIVIDEND	17.98	0.00	0.00	0.00
01/03/14	Cash Debit TRANSFERRED TO ACCOUNT 112600 FF	17.98 -	0.00	0.00	0.00
01/03/14	Cash Credit TRANSFERRED FROM ACCOUNT 112600 FF	0.00	17.98	0.00	0.00
01/03/14	Cash Credit TRANSFERRED FROM ACCOUNT 112613 FF	0.00	0.05	0.00	0.00
01/03/14	DAILY ENDING BALANCE	0.00	0.05	1,098,799.61	0.00
01/06/14	Purchase FIDELITY INSTL M MKT GOVT #57 CLASS 1 0.05 SHARES	0.00	0.05 -	0.05	0.00
01/06/14	DAILY ENDING BALANCE	0.00	0.00	1,098,799.66	0.00
01/07/14	Purchase FIDELITY INSTL M MKT GOVT #57 CLASS 1 945,428.28 SHARES	0.00	945,428.28 -	945,428.28	0.00
01/07/14	Cash Credit RECIEVED FROM 853025 PROJECT FUND REI MBURSEMENT FOR CIP EXPENDITURES DATED 1/ 7/14 KCWA GENERAL FUND. TRNIIJ1401071955500	0.00	110,238.55	0.00	0.00
01/07/14	Cash Credit RECIEVED FROM 112605 IFR ACCOUNT REIM BURSEMENT FOR IFR EXPENSES DATED 1/7/14 KCWA GENERAL FUND. TRNIIJ1401071955700	0.00	835,189.73	0.00	0.00
01/07/14	DAILY ENDING BALANCE	0.00	0.00	2,044,227.94	0.00
01/08/14	Purchase FIDELITY INSTL M MKT GOVT #57 CLASS 1 228,032.43 SHARES	0.00	228,032.43 -	228,032.43	0.00
01/08/14	Cash Credit WIRE RECEIVED FROM /009364950577 KENT COUNTY WATER AUTHORITY	0.00	228,032.43	0.00	0.00

9 97710 1 P08 s 97.670



BNY MELLON

The Bank of New York Mellon Trust Company, N.A.

Statement Period 01/01/2014 Through 01/31/2014

Account 112600

KCWA GENERAL REVENUE ACCOUNT

Statement of Transactions - Continued

017275 XBNEF205 013239

Transaction Date	Transaction Description	Income	Principal	Cost	Realized Gains/Losses
01/08/14	PO BOX 192 WEST WARWICK, RI 02893-0192 FFC TO TRUST ACCT #112600 /BNF/DGLA111565 KENT COUNTY WATER // AUTHORITY TRNFDF1401080614700 CRNO/B BK AMER NYC IMAD: 20140108B6B7HU2R003865 DAILY ENDING BALANCE	0.00	0.00	2,272,260.37	0.00
01/09/14	Cash Credit TRANSFERRED FROM ACCOUNT 112613 FF	0.00	4,103.36	0.00	0.00
01/09/14	DAILY ENDING BALANCE	0.00	4,103.36	2,272,260.37	0.00
01/10/14	Purchase FIDELITY INSTL M MKT GOVT #57 CLASS 1 4,103.36 SHARES	0.00	4,103.36 -	4,103.36	0.00
01/10/14	DAILY ENDING BALANCE	0.00	0.00	2,276,363.73	0.00
01/14/14	Sale FIDELITY INSTL M MKT GOVT #57 CLASS 1 45,995.24 SHARES	0.00	45,995.24	45,995.24 -	0.00
01/14/14	Cash Debit TRANSFER TO 112602 OP + MAINT ACCT. PAYMENT OF OP + MAINT REQ DATED 1/13/14 KCWA GENERAL FUND. TRNIIJ1401140679200	0.00	45,995.24 -	0.00	0.00
01/14/14	DAILY ENDING BALANCE	0.00	0.00	2,230,368.49	0.00
01/15/14	Purchase FIDELITY INSTL M MKT GOVT #57 CLASS 1 474,882.74 SHARES	0.00	474,882.74 -	474,882.74	0.00
01/15/14	Cash Credit WIRE RECEIVED FROM /009364950577 KENT COUNTY WATER AUTHORITY PO BOX 192 WEST WARWICK, RI 02893-0192 FFC TRUST ACCT # 112600 /BNF/DGLA111565 KENT COUNTY WATER // AUTHORITY TRNFDF1401151132500 CRNO/B BK AMER NYC IMAD: 20140115B6B7HU1R005977	0.00	474,882.74	0.00	0.00
01/15/14	DAILY ENDING BALANCE	0.00	0.00	2,705,251.23	0.00
01/22/14	Purchase FIDELITY INSTL M MKT GOVT #57 CLASS 1 451,782.02 SHARES	0.00	451,782.02 -	451,782.02	0.00
01/22/14	Cash Credit WIRE RECEIVED FROM /009364950577 KENT COUNTY WATER AUTHORITY PO BOX 192 WEST WARWICK, RI 02893-0192 FFC TO TRUST A/C # 112600 /BNF/DGLA111565 KENT COUNTY WATER // AUTHORITY TRNFDF1401221004200 CRNO/B BK AMER NYC IMAD: 20140122B6B7HU1R005856	0.00	451,782.02	0.00	0.00
01/22/14	DAILY ENDING BALANCE	0.00	0.00	3,157,033.25	0.00
01/30/14	Sale FIDELITY INSTL M MKT GOVT #57 CLASS 1 158,365.98 SHARES	0.00	158,365.98	158,365.98 -	0.00
01/30/14	Cash Debit MONTHLY TRF FROM REV A/C 112600 TO KCWA R&R ACCT 112604 OF FDS REQ. TO COVER APPROVED BUDGET EXP WITH RESPECT TO R&R. TRNIIJ1401301080300	0.00	8,333.33 -	0.00	0.00
01/30/14	Cash Debit MONTHLY TRF FROM REV A/C 112600 TO KCWA	0.00	450,000.00 -	0.00	0.00

017275 XBNEF205 013239



BNY MELLON

The Bank of New York Mellon Trust Company, N.A.

Statement Period 01/01/2014 Through 01/31/2014

Account 112600

KCWA GENERAL REVENUE ACCOUNT

Statement of Transactions - Continued

Table with columns: Transaction Date, Transaction Description, Income, Principal, Cost, Realized Gains/Losses. Rows include infrastructure budget expenses, monthly bond payments, and a closing balance.

Cumulative realized capital gain and loss position from 12/31/2013 for securities held in principal of account:

Short Term: 0.00 \* Long Term: 0.00 \*

\* The above gain and loss position does not include transactions where tax cost information is incomplete or unavailable.

Cash and securities set forth on this Account Statement are held by The Bank of New York Mellon, an affiliate of The Bank of New York Mellon Trust Company, N.A. In addition, The Bank of New York Mellon Trust Company, N.A. may utilize subsidiaries and affiliates to provide services and certain products to the Account.

The value of securities set forth on this Account Statement are obtained by The Bank of New York Mellon Trust Company, N.A., from its affiliate, The Bank of New York Mellon which determines such values for Global Corporate Trust on the basis of market prices and information obtained by The Bank of New York Mellon from unaffiliated third parties (including independent pricing vendors) ("third party pricing services").

9770 R 1 PDS s 97671



BNY MELLON

The Bank of New York Mellon Trust Company, N.A.

KENT COUNTY WATER AUTHORITY  
FINANCE DIRECTOR  
1072 MAIN ST  
WEST WARWICK RI 02893-3724

### Account Statement

Statement Period 01/01/2014 Through 01/31/2014

Account 112601  
KCWA OPERATING REVENUE ALLOWANCE


ADMINISTRATIVE CONTACT: ERIN METENY  
525 WILLIAM PENN PLACE AIM 153-3800-38TH FL  
PITTSBURGH, PA 15259  
412-234-6247  
ERIN.MYERS1@BNYMELLON.COM

CLIENT SERVICE MANAGER: SUSAN CALISE  
135 SANTILLI HIGHWAY AIM 026-0018  
EVERETT, MA 02149  
617-382-5217  
SUSAN.CALISE@BNYMELLON.COM

Go Paperless. Securely access your account online to view your statements. Ask your BNY Mellon contact how we can help you access your accounts, enter your own transactions or submit an audit confirmation online. Also be sure to ask how Connect(SM), our new web-based, single sign-on platform can help you go paperless.

Visit us at [www.bnymellon.com](http://www.bnymellon.com)

### Account Overview



Percent of all Investments	Asset Classification	Market Value
100%	CASH AND SHORT TERM	1,093,906.96
100%	TOTAL OF ALL INVESTMENTS	1,093,906.96

### Summary of Assets Held

Asset Classification	Market Value	Cost	Accrued Income	Est Annual Income	Market Yield
CASH AND SHORT TERM	1,093,906.96	1,093,906.96	0.00	109.39	0.00%
ACCOUNT TOTALS	1,093,906.96	1,093,906.96	0.00	109.39	0.00%

### Summary of Cash Transactions

Transaction Category	Current Period			Year-to-Date	
	Income	Principal	Realized Gains/Losses	Income	Principal
OPENING BALANCE	0.00	0.00		0.00	0.00
DIVIDENDS	8.92	0.00	0.00	8.92	0.00
OTHER CASH ADDITIONS	0.00	24,313.58	0.00	0.00	24,313.58
PAYMENTS AND WITHDRAWALS	8.92 -	0.00	0.00	8.92 -	0.00
PURCHASES	0.00	24,313.58 -	0.00	0.00	24,313.58 -
CLOSING BALANCE	0.00	0.00	0.00	0.00	0.00

The above cash transactions summary is provided for information purposes only and may not reflect actual taxable income or deductible expenses as reportable under the Internal Revenue Code.

017275 XBNEP205 019240

B 11/10 M 12/13 S 97/672



BNY MELLON

The Bank of New York Mellon Trust Company, N.A.

Statement Period 01/01/2014 Through 01/31/2014

Account 112601

KCWA OPERATING REVENUE ALLOWANCE

### Statement of Assets Held

Shares / Par Value	Asset Description	Market Price Average Cost	Market Value Cost	Accrued Income Est Annual Income	Market Yield
<b>CASH AND SHORT TERM</b>					
1,093,906.960	FIDELITY INSTL M MKT GOVT #57 CLASS 1	1.00000	1,093,906.96	0.00	0.00%
	CUSIP: S99992780	1.00000	1,093,906.96	109.39	
<b>Total CASH AND SHORT TERM</b>			<b>1,093,906.96</b>	<b>0.00</b>	<b>0.00%</b>
				<b>109.39</b>	
<b>ACCOUNT TOTALS</b>			<b>1,093,906.96</b>	<b>0.00</b>	<b>0.00%</b>
Total Market Value Plus Total Accrued Income 1,093,906.96			<b>1,093,906.96</b>	<b>109.39</b>	

### Statement of Transactions

Transaction Date	Transaction Description	Income	Principal	Cost	Realized Gains/Losses
01/01/14	OPENING BALANCE	0.00	0.00	1,069,593.38	
01/03/14	Purchase FIDELITY INSTL M MKT GOVT #57 CLASS 1 8.92 SHARES	0.00	8.92 -	8.92	0.00
01/03/14	Dividend FIDELITY INSTL M MKT GOVT #57 CLASS 1 DIVIDEND	8.92	0.00	0.00	0.00
01/03/14	Cash Debit TRANSFERRED TO ACCOUNT 112601 FF	8.92 -	0.00	0.00	0.00
01/03/14	Cash Credit TRANSFERRED FROM ACCOUNT 112601 FF	0.00	8.92	0.00	0.00
01/03/14	DAILY ENDING BALANCE	0.00	0.00	1,069,602.30	0.00
01/30/14	Purchase FIDELITY INSTL M MKT GOVT #57 CLASS 1 24,304.66 SHARES	0.00	24,304.66 -	24,304.66	0.00
01/30/14	Cash Credit MONTHLY DEPOSIT FROM REVENUE A/C 112600 OF FUNDS NECESSARY FOR OPERATING REVENUE ALLOWANCE RESTRICTED TRNIIJ1401301081400	0.00	24,304.66	0.00	0.00
01/30/14	DAILY ENDING BALANCE	0.00	0.00	1,093,906.96	0.00
01/31/14	CLOSING BALANCE	0.00	0.00	1,093,906.96	0.00

Cumulative realized capital gain and loss position from 12/31/2013 for securities held in principal of account:

Short Term: 0.00 \* Long Term: 0.00 \*

\* The above gain and loss position does not include transactions where tax cost information is incomplete or unavailable.

Cash and securities set forth on this Account Statement are held by The Bank of New York Mellon, an affiliate of The Bank of New York Mellon Trust Company, N.A. In addition, The Bank of New York Mellon Trust Company, N.A. may utilize subsidiaries and affiliates to provide services and certain products to the Account. Subsidiaries and affiliates may be compensated for their services and products.

The value of securities set forth on this Account Statement are obtained by The Bank of New York Mellon Trust Company, N.A., from its affiliate, The Bank of New York Mellon which determines such values for Global Corporate Trust on the basis of market prices and information obtained by The Bank of New York Mellon from unaffiliated third parties (including independent pricing vendors) ("third party pricing services"). The Bank of New York Mellon has not verified such market values or information and makes no assurances as to the accuracy or correctness of such market values or information or that the market values set forth on this Account Statement reflect the value of the securities that can be realized upon the sale of such securities. In addition, the market values for the securities set forth in this Account Statement may differ from the market prices and information for the same securities used by other business units of The Bank of New York Mellon Trust Company, N.A., The Bank of New York Mellon or their respective subsidiaries or affiliates based upon market prices and information received from other third party pricing services utilized by such other business units. Global Corporate Trust does not compare its market values with those used by, or reconcile different market values used by, other business units of The Bank of New York Mellon Trust Company, N.A., The Bank of New York Mellon or their respective subsidiaries or affiliates. Neither The Bank of New York Mellon Trust Company, N.A. nor The Bank of New York Mellon shall be liable for any loss, damage or expense incurred as a result of or arising from or related to the market values or information provided by third party pricing services or the differences in market prices or information provided by other third party pricing services.

9710  
1 PDS s. 97.672



BNY MELLON

The Bank of New York Mellon Trust Company, N.A.

WENT COUNTY WATER AUTHORITY  
FINANCE DIRECTOR  
1072 MAIN ST  
WEST WARWICK RI 02893-3724

### Account Statement

Statement Period 01/01/2014 Through 01/31/2014

Account 112602  
KCWA GEN OP & MAINT ACCT

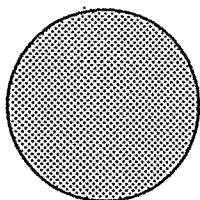
ADMINISTRATIVE CONTACT: ERIN METENY  
525 WILLIAM PENN PLACE AIM 153-3800-38TH FL  
PITTSBURGH, PA 15259  
412-234-6247  
ERIN.MYERS1@BNYMELLON.COM

CLIENT SERVICE MANAGER: SUSAN CALISE  
135 SANTILLI HIGHWAY AIM 026-0018  
EVERETT, MA 02149  
617-382-5217  
SUSAN.CALISE@BNYMELLON.COM

Go Paperless. Securely access your account online to view your statements. Ask your BNY Mellon contact how we can help you access your accounts, enter your own transactions or submit an audit confirmation online. Also be sure to ask how Connect(SM), our new web-based, single sign-on platform can help you go paperless.

Visit us at [www.bnymellon.com](http://www.bnymellon.com)

### Account Overview



Percent of all Investments	Asset Classification	Market Value
100%	CASH AND SHORT TERM	0.27
100%	TOTAL OF ALL INVESTMENTS	0.27

### Summary of Assets Held

Asset Classification	Market Value	Cost	Accrued Income	Est Annual Income	Market Yield
CASH AND SHORT TERM	0.27	0.27	0.00	0.00	0.00%
ACCOUNT TOTALS	0.27	0.27	0.00	0.00	0.00%

### Summary of Cash Transactions

Transaction Category	Current Period			Year-to-Date	
	Income	Principal	Realized Gains/Losses	Income	Principal
OPENING BALANCE	0.00	0.00		0.00	0.00
DIVIDENDS	0.03	0.00	0.00	0.03	0.00
SALES AND REDEMPTIONS	0.00	45,995.24	0.00	0.00	45,995.24
OTHER CASH ADDITIONS	0.00	1,045,995.27	0.00	0.00	1,045,995.27
PAYMENTS AND WITHDRAWALS	0.03 -	1,045,995.24 -	0.00	0.03 -	1,045,995.24 -
PURCHASES	0.00	45,995.27 -	0.00	0.00	45,995.27 -
CLOSING BALANCE	0.00	0.00	0.00	0.00	0.00

The above cash transactions summary is provided for information purposes only and may not reflect actual taxable income or deductible expenses as reportable under the Internal Revenue Code.

017275 XBNEP205 013241

97710 m 1P03 s 97573





BNY MELLON

The Bank of New York Mellon Trust Company, N.A.

Statement Period 01/01/2014 Through 01/31/2014

Account 112602

KCWA GEN OP & MAINT ACCT

### Statement of Assets Held

Shares / Par Value	Asset Description	Market Price Average Cost	Market Value Cost	Accrued Income Est Annual Income	Market Yield
<b>CASH AND SHORT TERM</b>					
0.270	FIDELITY INSTL M MKT GOVT #57 CLASS 1	1.00000	0.27	0.00	0.00%
	CUSIP: S99992780	1.00000	0.27	0.00	
<b>Total CASH AND SHORT TERM</b>			<b>0.27</b>	<b>0.00</b>	<b>0.00%</b>
			<b>0.27</b>	<b>0.00</b>	
<b>ACCOUNT TOTALS</b>					
Total Market Value Plus Total Accrued Income 0.27			<b>0.27</b>	<b>0.00</b>	<b>0.00%</b>

### Statement of Transactions

Transaction Date	Transaction Description	Income	Principal	Cost	Realized Gains/Losses
01/01/14	OPENING BALANCE	0.00	0.00	0.24	
01/02/14	Cash Debit BANK OF AMERICA N.A, RI ABA: 011500010 728018921 KCWA GENERAL FUND WIRE TO KCWA - BANK OF AMERICA. PURPOSE OF PAYMENT - PARTIAL FUNDING OF APPROVED BUDGET PER REQ DATED 1/2/14. TRNDSP1401026189300	0.00	900,000.00 -	0.00	0.00
01/02/14	Cash Credit RECIEVED FROM 112600 REVENUE ACCOUNT PAYMENT OF OP + MAINT REQ DATED 1/02/14 KCWA GENERAL FUND. TRNIJ1401022187300	0.00	900,000.00	0.00	0.00
01/02/14	DAILY ENDING BALANCE	0.00	0.00	0.24	0.00
01/03/14	Purchase FIDELITY INSTL M MKT GOVT #57 CLASS 1 0.03 SHARES	0.00	0.03 -	0.03	0.00
01/03/14	Dividend FIDELITY INSTL M MKT GOVT #57 CLASS 1 DIVIDEND	0.03	0.00	0.00	0.00
01/03/14	Cash Debit TRANSFERRED TO ACCOUNT 112602 FF	0.03 -	0.00	0.00	0.00
01/03/14	Cash Credit TRANSFERRED FROM ACCOUNT 112602 FF	0.00	0.03	0.00	0.00
01/03/14	DAILY ENDING BALANCE	0.00	0.00	0.27	0.00
01/14/14	Purchase FIDELITY INSTL M MKT GOVT #57 CLASS 1 45,995.24 SHARES	0.00	45,995.24 -	45,995.24	0.00
01/14/14	Cash Credit RECIEVED FROM 112600 REVENUE ACCOUNT PAYMENT OF OP + MAINT REQ DATED 1/13/14 KCWA GENERAL FUND. TRNIJ1401140679300	0.00	45,995.24	0.00	0.00
01/14/14	DAILY ENDING BALANCE	0.00	0.00	45,995.51	0.00
01/15/14	Sale FIDELITY INSTL M MKT GOVT #57 CLASS 1 45,995.24 SHARES	0.00	45,995.24	45,995.24 -	0.00
01/15/14	Check WATER QUALITY PROTECTION FUND FOR \$0.01054/100 GAL. WATER QUALITY PROTECTION SURCHARGE. RE: WATER PROTECTION DEC 2013.	0.00	5,498.01 -	0.00	0.00
01/15/14	Check GENERAL TREASURER, STATE OF RI FOR \$0.0106644/100 GAL. WATER QUALITY PROTECTION SURCHARGE. RE: WATER PROTECTION DEC 2013.	0.00	40,497.23 -	0.00	0.00

6 97710 M 1 P03 S 97673



BNY MELLON

The Bank of New York Mellon Trust Company, N.A.

Statement Period 01/01/2014 Through 01/31/2014

Account 112602

KCWA GEN OP & MAINT ACCT

### Statement of Transactions - Continued

017275 XBNEF205 0102242

Transaction Date	Transaction Description	Income	Principal	Cost	Realized Gains/Losses
01/15/14	DAILY ENDING BALANCE	0.00	0.00	0.27	0.00
01/30/14	Cash Debit BANK OF AMERICA N.A, RI ABA: 011500010 728018921 KCWA GENERAL FUND WIRE TO KCWA - BANK OF AMERICA. PURPOSE OF PAYMENT - PARTIAL FUNDING OF APPROVED BUDGET PER REQ DATED 1/30/14. TRNDSP1401304188300	0.00	100,000.00 -	0.00	0.00
01/30/14	Cash Credit RECIEVED FROM 112600 REVENUE ACCOUNT PAYMENT OF OP + MAINT REQ DATED 01/30/14 KCWA GENERAL FUND. TRNIIJ1401302205900	0.00	100,000.00	0.00	0.00
01/30/14	DAILY ENDING BALANCE	0.00	0.00	0.27	0.00
01/31/14	CLOSING BALANCE	0.00	0.00	0.27	0.00

Cumulative realized capital gain and loss position from 12/31/2013 for securities held in principal of account:

Short Term: 0.00 \* Long Term: 0.00 \*

\* The above gain and loss position does not include transactions where tax cost information is incomplete or unavailable.

Cash and securities set forth on this Account Statement are held by The Bank of New York Mellon, an affiliate of The Bank of New York Mellon Trust Company, N.A. In addition, The Bank of New York Mellon Trust Company, N.A. may utilize subsidiaries and affiliates to provide services and certain products to the Account. Subsidiaries and affiliates may be compensated for their services and products.

The value of securities set forth on this Account Statement are obtained by The Bank of New York Mellon Trust Company, N.A., from its affiliate, The Bank of New York Mellon which determines such values for Global Corporate Trust on the basis of market prices and information obtained by The Bank of New York Mellon from unaffiliated third parties (including independent pricing vendors) ("third party pricing services"). The Bank of New York Mellon has not verified such market values or information and makes no assurances as to the accuracy or correctness of such market values or information or that the market values set forth on this Account Statement reflect the value of the securities that can be realized on the sale of such securities. In addition, the market values for the securities set forth in this Account Statement may differ from the market prices and information for the same securities used by other business units of The Bank of New York Mellon Trust Company, N.A., The Bank of New York Mellon or their respective subsidiaries or affiliates based upon market prices and information received from other third party pricing services utilized by such other business units. Global Corporate Trust does not compare its market values with those used by, or reconcile different market values used by, other business units of The Bank of New York Mellon Trust Company, N.A., The Bank of New York Mellon or their respective subsidiaries or affiliates. Neither The Bank of New York Mellon Trust Company, N.A. nor The Bank of New York Mellon shall be liable for any loss, damage or expense incurred as a result of or arising from or related to the market values or information provided by third party pricing services or the differences in market prices or information provided by other third party pricing services.

***This Page Intentionally Blank***





BNY MELLON

The Bank of New York Mellon Trust Company, N.A.

WENT COUNTY WATER AUTHORITY  
FINANCE DIRECTOR  
1072 MAIN ST  
WEST WARWICK RI 02893-3724

### Account Statement

Statement Period 01/01/2014 Through 01/31/2014

Account 112603  
KCWA GEN REN & REP RESV ACCT


ADMINISTRATIVE CONTACT: ERIN METENY  
525 WILLIAM PENN PLACE AIM 153-3800-38TH FL  
PITTSBURGH, PA 15259  
412-234-6247  
ERIN.MYERS1@BNYMELLON.COM

CLIENT SERVICE MANAGER: SUSAN CALISE  
135 SANTILLI HIGHWAY AIM 026-0018  
EVERETT, MA 02149  
617-382-5217  
SUSAN.CALISE@BNYMELLON.COM

Go Paperless. Securely access your account online to view your statements. Ask your BNY Mellon contact how we can help you access your accounts, enter your own transactions or submit an audit confirmation online. Also be sure to ask how Connect(SM), our new web-based, single sign-on platform can help you go paperless.

Visit us at [www.bnymellon.com](http://www.bnymellon.com)

### Account Overview



Percent of all Investments	Asset Classification	Market Value
100%	CASH AND SHORT TERM	1,272,773.24
100%	TOTAL OF ALL INVESTMENTS	1,272,773.24

### Summary of Assets Held

Asset Classification	Market Value	Cost	Accrued Income	Est Annual Income	Market Yield
CASH AND SHORT TERM	1,272,773.24	1,272,773.24	0.00	127.28	0.01%
ACCOUNT TOTALS	1,272,773.24	1,272,773.24	0.00	127.28	0.01%

### Summary of Cash Transactions

Transaction Category	Current Period			Year-to-Date	
	Income	Principal	Realized Gains/Losses	Income	Principal
OPENING BALANCE	0.00	0.00		0.00	0.00
DIVIDENDS	10.85	0.00	0.00	10.85	0.00
OTHER CASH ADDITIONS	0.00	10.85	0.00	0.00	10.85
PAYMENTS AND WITHDRAWALS	10.85 -	0.00	0.00	10.85 -	0.00
PURCHASES	0.00	10.85 -	0.00	0.00	10.85 -
CLOSING BALANCE	0.00	0.00	0.00	0.00	0.00

The above cash transactions summary is provided for information purposes only and may not reflect actual taxable income or deductible expenses as reportable under the Internal Revenue Code.

017275 XBNEF205 013243

c 47710 m 1 PD3 s 97.675



BNY MELLON

The Bank of New York Mellon Trust Company, N.A.

Statement Period 01/01/2014 Through 01/31/2014

Account 112603

KCWA GEN REN & REP RESV ACCT

### Statement of Assets Held

Shares / Par Value	Asset Description	Market Price Average Cost	Market Value Cost	Accrued Income Est Annual Income	Market Yield
<b>CASH AND SHORT TERM</b>					
1,272,773.240	FIDELITY INSTL M MKT GOVT #57 CLASS 1	1.00000	1,272,773.24	0.00	0.01%
	CUSIP: S99992780	1.00000	1,272,773.24	127.28	
<b>Total CASH AND SHORT TERM</b>			<b>1,272,773.24</b>	<b>0.00</b>	<b>0.01%</b>
			<b>1,272,773.24</b>	<b>127.28</b>	
<b>ACCOUNT TOTALS</b>			<b>1,272,773.24</b>	<b>0.00</b>	<b>0.01%</b>
Total Market Value Plus Total Accrued Income			<b>1,272,773.24</b>	<b>127.28</b>	

### Statement of Transactions

Transaction Date	Transaction Description	Income	Principal	Cost	Realized Gains/Losses
01/01/14	OPENING BALANCE	0.00	0.00	1,272,762.39	
01/03/14	Purchase FIDELITY INSTL M MKT GOVT #57 CLASS 1 10.85 SHARES	0.00	10.85 -	10.85	0.00
01/03/14	Dividend FIDELITY INSTL M MKT GOVT #57 CLASS 1 DIVIDEND	10.85	0.00	0.00	0.00
01/03/14	Cash Debit TRANSFERRED TO ACCOUNT 112603 FF	10.85 -	0.00	0.00	0.00
01/03/14	Cash Credit TRANSFERRED FROM ACCOUNT 112603 FF	0.00	10.85	0.00	0.00
01/03/14	DAILY ENDING BALANCE	0.00	0.00	1,272,773.24	0.00
01/31/14	CLOSING BALANCE	0.00	0.00	1,272,773.24	0.00

Cumulative realized capital gain and loss position from 12/31/2013 for securities held in principal of account:

Short Term: 0.00 \* Long Term: 0.00 \*

\* The above gain and loss position does not include transactions where tax cost information is incomplete or unavailable.

Cash and securities set forth on this Account Statement are held by The Bank of New York Mellon, an affiliate of The Bank of New York Mellon Trust Company, N.A. In addition, The Bank of New York Mellon Trust Company, N.A. may utilize subsidiaries and affiliates to provide services and certain products to the Account. Subsidiaries and affiliates may be compensated for their services and products.

The value of securities set forth on this Account Statement are obtained by The Bank of New York Mellon Trust Company, N.A., from its affiliate, The Bank of New York Mellon which determines such values for Global Corporate Trust on the basis of market prices and information obtained by The Bank of New York Mellon from unaffiliated third parties (including independent pricing vendors) ("third party pricing services"). The Bank of New York Mellon has not verified such market values or information and makes no assurances as to the accuracy or correctness of such market values or information or that the market values set forth on this Account Statement reflect the value of the securities that can be realized upon the sale of such securities. In addition, the market values for the securities set forth in this Account Statement may differ from the market prices and information for the same securities used by other business units of The Bank of New York Mellon Trust Company, N.A., The Bank of New York Mellon or their respective subsidiaries or affiliates based upon market prices and information received from other third party pricing services utilized by such other business units. Global Corporate Trust does not compare its market values with those used by, or reconcile different market values used by, other business units of The Bank of New York Mellon Trust Company, N.A., The Bank of New York Mellon or their respective subsidiaries or affiliates. Neither The Bank of New York Mellon Trust Company, N.A. nor The Bank of New York Mellon shall be liable for any loss, damage or expense incurred as a result of or arising from or related to the market values or information provided by third party pricing services or the differences in market prices or information provided by other third party pricing services.

0 07710 M 1 PDS 5 97 675



BNY MELLON

The Bank of New York Mellon Trust Company, N.A.

WENT COUNTY WATER AUTHORITY  
FINANCE DIRECTOR  
1072 MAIN ST  
WEST WARWICK RI 02893-3724

### Account Statement

Statement Period 01/01/2014 Through 01/31/2014

Account 112604  
KCWA GENERAL RENEWAL AND REPLACEMENT AC

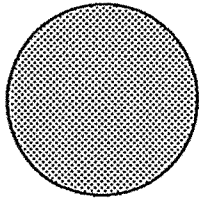
ADMINISTRATIVE CONTACT: ERIN METENY  
525 WILLIAM PENN PLACE AIM 153-3800-38TH FL  
PITTSBURGH, PA 15259  
412-234-6247  
ERIN.MYERS1@BNYMELLON.COM

CLIENT SERVICE MANAGER: SUSAN CALISE  
135 SANTILLI HIGHWAY AIM 026-0018  
EVERETT, MA 02149  
617-382-5217  
SUSAN.CALISE@BNYMELLON.COM

Go Paperless. Securely access your account online to view your statements. Ask your BNY Mellon contact how we can help you access your accounts, enter your own transactions or submit an audit confirmation online. Also be sure to ask how Connect(SM), our new web-based, single sign-on platform can help you go paperless.

Visit us at [www.bnymellon.com](http://www.bnymellon.com)

### Account Overview



Percent of all Investments	Asset Classification	Market Value
100%	CASH AND SHORT TERM	221,259.94
100%	TOTAL OF ALL INVESTMENTS	221,259.94

### Summary of Assets Held

Asset Classification	Market Value	Cost	Accrued Income	Est Annual Income	Market Yield
CASH AND SHORT TERM	221,259.94	221,259.94	0.00	22:13	0.01%
ACCOUNT TOTALS	221,259.94	221,259.94	0.00	22:13	0.01%

### Summary of Cash Transactions

Transaction Category	Current Period			Year-to-Date	
	Income	Principal	Realized Gains/Losses	Income	Principal
OPENING BALANCE	0.00	0.00		0.00	0.00
DIVIDENDS	2.48	0.00	0.00	2.48	0.00
SALES AND REDEMPTIONS	0.00	75,442.67	0.00	0.00	75,442.67
OTHER CASH ADDITIONS	0.00	8,335.81	0.00	0.00	8,335.81
PAYMENTS AND WITHDRAWALS	2.48 -	83,776.00 -	0.00	2.48 -	83,776.00 -
PURCHASES	0.00	2.48 -	0.00	0.00	2.48 -
CLOSING BALANCE	0.00	0.00	0.00	0.00	0.00

The above cash transactions summary is provided for information purposes only and may not reflect actual taxable income or deductible expenses as reportable under the Internal Revenue Code.

017275 XBENEF205 013244

11/11/14 11:17:33 AM



BNY MELLON

The Bank of New York Mellon Trust Company, N.A.

Statement Period 01/01/2014 Through 01/31/2014  
Account 112604  
KCWA GENERAL RENEWAL AND REPLACEMENT AC

### Statement of Assets Held

Shares / Par Value	Asset Description	Market Price Average Cost	Market Value Cost	Accrued Income Est Annual Income	Market Yield
<b>CASH AND SHORT TERM</b>					
221,259.940	FIDELITY INSTL M MKT GOVT #57 CLASS 1	1.00000	221,259.94	0.00	0.01%
	CUSIP: S99992780	1.00000	221,259.94	22.13	
<b>Total CASH AND SHORT TERM</b>			<b>221,259.94</b>	<b>0.00</b>	<b>0.01%</b>
			221,259.94	22.13	
<b>ACCOUNT TOTALS</b>			<b>221,259.94</b>	<b>0.00</b>	<b>0.01%</b>
Total Market Value Plus Total Accrued Income			221,259.94	22.13	

### Statement of Transactions

Transaction Date	Transaction Description	Income	Principal	Cost	Realized Gains/Losses
01/01/14	OPENING BALANCE	0.00	0.00	296,700.13	
01/03/14	Purchase FIDELITY INSTL M MKT GOVT #57 CLASS 1 2.48 SHARES	0.00	2.48 -	2.48	0.00
01/03/14	Dividend FIDELITY INSTL M MKT GOVT #57 CLASS 1 DIVIDEND	2.48	0.00	0.00	0.00
01/03/14	Cash Debit TRANSFERRED TO ACCOUNT 112604 FF	2.48 -	0.00	0.00	0.00
01/03/14	Cash Credit TRANSFERRED FROM ACCOUNT 112604 FF	0.00	2.48	0.00	0.00
01/03/14	DAILY ENDING BALANCE	0.00	0.00	296,702.61	0.00
01/30/14	Sale FIDELITY INSTL M MKT GOVT #57 CLASS 1 75,442.67 SHARES	0.00	75,442.67	75,442.67 -	0.00
01/30/14	Cash Debit TRF TO REV FUND 112600 OF FUNDS REQ FOR REIMBURSEMENT FOR CAPITAL EQUIPMENT PU CHASES TRNIIJ1401302102100	0.00	83,776.00 -	0.00	0.00
01/30/14	Cash Credit MONTHLY DEPOSIT FROM REV A/C 112600 OF FUNDS NECESSARY TO COVER APPROVED BUDGET EXPENSES WITH RESPECT TO R&R. TRNIIJ1401301080400	0.00	8,333.33	0.00	0.00
01/30/14	DAILY ENDING BALANCE	0.00	0.00	221,259.94	0.00
01/31/14	CLOSING BALANCE	0.00	0.00	221,259.94	0.00

Cumulative realized capital gain and loss position from 12/31/2013 for securities held in principal of account:

Short Term: 0.00 \* Long Term: 0.00 \*

\* The above gain and loss position does not include transactions where tax cost information is incomplete or unavailable.

Cash and securities set forth on this Account Statement are held by The Bank of New York Mellon, an affiliate of The Bank of New York Mellon Trust Company, N.A. In addition, The Bank of New York Mellon Trust Company, N.A. may utilize subsidiaries and affiliates to provide services and certain products to the Account. Subsidiaries and affiliates may be compensated for their services and products.

The value of securities set forth on this Account Statement are obtained by The Bank of New York Mellon Trust Company, N.A., from its affiliate, The Bank of New York Mellon which determines such values for Global Corporate Trust on the basis of market prices and information obtained by The Bank of New York Mellon from unaffiliated third parties (including independent pricing vendors) ("third party pricing services"). The Bank of New York Mellon has not verified such market values or information and makes no assurances as to the accuracy or correctness of such market values or information or that the market values set forth on this Account Statement reflect the value of the securities that can be realized upon the sale of such securities. In addition, the market values for the securities set forth in this Account Statement may differ from the market prices and information for the same securities used by other business units of The Bank of New York Mellon Trust Company, N.A., The Bank of New York Mellon or their respective subsidiaries or affiliates based upon market prices and information received from other third party pricing services utilized by such other business units. Global Corporate Trust does not compare its market values with those used by, or reconcile different market values used by, other business units of The Bank of New York Mellon Trust Company, N.A., The Bank of New York Mellon or their respective subsidiaries or affiliates. Neither The Bank of New York Mellon Trust Company, N.A. nor The Bank of New York Mellon shall be liable for any loss, damage or expense incurred as a result of or arising from or related to the market values or information provided by third party pricing services or the differences in market prices or information provided by other third party pricing services.

97710  
1 P03 5 97676



# BNY MELLON

The Bank of New York Mellon Trust Company, N.A.

WENT COUNTY WATER AUTHORITY  
FINANCE DIRECTOR  
1072 MAIN ST  
WEST WARWICK RI 02893-3724

## Account Statement

Statement Period 01/01/2014 Through 01/31/2014

Account 112605  
KCWA INFRASTRUCTURE ACCT


ADMINISTRATIVE CONTACT: ERIN METENY  
525 WILLIAM PENN PLACE AIM 153-3800-38TH FL  
PITTSBURGH, PA 15259  
412-234-6247  
ERIN.MYERS1@BNYMELLON.COM

CLIENT SERVICE MANAGER: SUSAN CALISE  
135 SANTILLI HIGHWAY AIM 026-0018  
EVERETT, MA 02149  
617-382-5217  
SUSAN.CALISE@BNYMELLON.COM

Go Paperless. Securely access your account online to view your statements. Ask your BNY Mellon contact how we can help you access your accounts, enter your own transactions or submit an audit confirmation online. Also be sure to ask how Connect(SM), our new web-based, single sign-on platform can help you go paperless.

Visit us at [www.bnymellon.com](http://www.bnymellon.com)

## Account Overview



Percent of all Investments	Asset Classification	Market Value
100%	CASH AND SHORT TERM	5,566,887.29
100%	TOTAL OF ALL INVESTMENTS	5,566,887.29

## Summary of Assets Held

Asset Classification	Market Value	Cost	Accrued Income	Est Annual Income	Market Yield
CASH AND SHORT TERM	5,566,887.29	5,566,887.29	0.00	556.69	0.01%
ACCOUNT TOTALS	5,566,887.29	5,566,887.29	0.00	556.69	0.01%

## Summary of Cash Transactions

Transaction Category	Current Period			Year-to-Date	
	Income	Principal	Realized Gains/Losses	Income	Principal
OPENING BALANCE	0.00	0.00		0.00	0.00
DIVIDENDS	49.08	0.00	0.00	49.08	0.00
SALES AND REDEMPTIONS	0.00	975,329.15	0.00	0.00	975,329.15
OTHER CASH ADDITIONS	0.00	450,049.08	0.00	0.00	450,049.08
PAYMENTS AND WITHDRAWALS	49.08 -	975,329.15 -	0.00	49.08 -	975,329.15 -
PURCHASES	0.00	450,049.08 -	0.00	0.00	450,049.08 -
CLOSING BALANCE	0.00	0.00	0.00	0.00	0.00

The above cash transactions summary is provided for information purposes only and may not reflect actual taxable income or deductible expenses as reportable under the Internal Revenue Code.

017275 XBNEF205 013245

g 7710 m 1P03 s 97.677





BNY MELLON

The Bank of New York Mellon Trust Company, N.A.

Statement Period 01/01/2014 Through 01/31/2014

Account 112605

KCWA INFRASTRUCTURE ACCT

### Statement of Assets Held

Shares / Par Value	Asset Description	Market Price Average Cost	Market Value Cost	Accrued Income Est Annual Income	Market Yield
<b>CASH AND SHORT TERM</b>					
5,566,887.290	FIDELITY INSTL M MKT GOVT #57 CLASS 1	1.00000	5,566,887.29	0.00	0.01%
	CUSIP: S99992780	1.00000	5,566,887.29	556.69	
<b>Total CASH AND SHORT TERM</b>			5,566,887.29	0.00	0.01%
			5,566,887.29	556.69	
<b>ACCOUNT TOTALS</b>			5,566,887.29	0.00	0.01%
Total Market Value Plus Total Accrued Income			5,566,887.29	556.69	

### Statement of Transactions

Transaction Date	Transaction Description	Income	Principal	Cost	Realized Gains/Losses
01/01/14	OPENING BALANCE	0.00	0.00	6,092,167.36	
01/03/14	Purchase FIDELITY INSTL M MKT GOVT #57 CLASS 1 49.08 SHARES	0.00	49.08 -	49.08	0.00
01/03/14	Dividend FIDELITY INSTL M MKT GOVT #57 CLASS 1 DIVIDEND	49.08	0.00	0.00	0.00
01/03/14	Cash Debit TRANSFERRED TO ACCOUNT 112605 FF	49.08 -	0.00	0.00	0.00
01/03/14	Cash Credit TRANSFERRED FROM ACCOUNT 112605 FF	0.00	49.08	0.00	0.00
01/03/14	DAILY ENDING BALANCE	0.00	0.00	6,092,216.44	0.00
01/07/14	Sale FIDELITY INSTL M MKT GOVT #57 CLASS 1 835,189.73 SHARES	0.00	835,189.73	835,189.73 -	0.00
01/07/14	Cash Debit TRANSFER TO 112600 REVENUE ACCTOUNT REIMBURSEMENT FOR IFR EXPENSES DATED 1/7 /14 KCWA GENERAL FUND. TRNIIJ1401071955600	0.00	835,189.73 -	0.00	0.00
01/07/14	DAILY ENDING BALANCE	0.00	0.00	5,257,026.71	0.00
01/16/14	Sale FIDELITY INSTL M MKT GOVT #57 CLASS 1 140,139.42 SHARES	0.00	140,139.42	140,139.42 -	0.00
01/16/14	Check BOYLE & FOGARTY CONSTRUCTION CO., INC. PAYMENT ON BEHALF OF KENT COUNTY WATER AUTHORITY REQUISITION DATED 01/13/14 IFR 2010A (249C) APPLICATION #14	0.00	19,500.16 -	0.00	0.00
01/16/14	Check BOYLE & FOGARTY CONSTRUCTION CO., INC. PAYMENT ON BEHALF OF KENT COUNTY WATER AUTHORITY REQUISITION DATED 01/13/14 IFR 2010B (252C) APPLICATION #9	0.00	120,639.26 -	0.00	0.00
01/16/14	DAILY ENDING BALANCE	0.00	0.00	5,116,887.29	0.00
01/30/14	Purchase FIDELITY INSTL M MKT GOVT #57 CLASS 1 450,000.00 SHARES	0.00	450,000.00 -	450,000.00	0.00
01/30/14	Cash Credit MONTHLY DEPOSIT FROM REVENUE A/C 112600 FUNDS NECESSARY TO COVER APPROVED BUDGET EXPENSES WITH RESPECT TO INFRAST. TRNIIJ1401301080600	0.00	450,000.00	0.00	0.00
01/30/14	DAILY ENDING BALANCE	0.00	0.00	5,566,887.29	0.00
01/31/14	CLOSING BALANCE	0.00	0.00	5,566,887.29	0.00

97710  
M  
1 PD3 s 97677



**BNY MELLON**

The Bank of New York Mellon Trust Company, N.A.

Statement Period 01/01/2014 Through 01/31/2014

Account 112605

KCWA INFRASTRUCTURE ACCT

# Statement of Transactions - Continued

017275 XBNEF205 013246

Transaction Date	Transaction Description	Income	Principal	Cost	Realized Gains/Losses
------------------	-------------------------	--------	-----------	------	-----------------------

Cumulative realized capital gain and loss position from 12/31/2013 for securities held in principal of account:

Short Term:	0.00 *	Long Term:	0.00 *
-------------	--------	------------	--------

\* The above gain and loss position does not include transactions where tax cost information is incomplete or unavailable.

Cash and securities set forth on this Account Statement are held by The Bank of New York Mellon, an affiliate of The Bank of New York Mellon Trust Company, N.A. In addition, The Bank of New York Mellon Trust Company, N.A. may utilize subsidiaries and affiliates to provide services and certain products to the Account. Subsidiaries and affiliates may be compensated for their services and products.

The value of securities set forth on this Account Statement are obtained by The Bank of New York Mellon Trust Company, N.A., from its affiliate, The Bank of New York Mellon which determines such values for Global Corporate Trust on the basis of market prices and information obtained by The Bank of New York Mellon from unaffiliated third parties (including independent pricing vendors) ("third party pricing services"). The Bank of New York Mellon has not verified such market values or information and makes no assurances as to the accuracy or correctness of such market values or information or that the market values set forth on this Account Statement reflect the value of the securities that can be realized upon the sale of such securities. In addition, the market values for the securities set forth in this Account Statement may differ from the market prices and information for the same securities used by other business units of The Bank of New York Mellon Trust Company, N.A., The Bank of New York Mellon or their respective subsidiaries or affiliates based upon market prices and information received from other third party pricing services utilized by such other business units. Global Corporate Trust does not compare its market values with those used by, or reconcile different market values used by, other business units of The Bank of New York Mellon Trust Company, N.A., The Bank of New York Mellon or their respective subsidiaries or affiliates. Neither The Bank of New York Mellon Trust Company, N.A. nor The Bank of New York Mellon shall be liable for any loss, damage or expense incurred as a result of or arising from or related to the market values or information provided by third party pricing services or the differences in market prices or information provided by other third party pricing services.

017275 XBNEF205 013246

*This Page Intentionally Blank*



# BNY MELLON

The Bank of New York Mellon Trust Company, N.A.

FRANKLIN COUNTY WATER AUTHORITY  
FINANCE DIRECTOR  
1072 MAIN ST  
WEST WARWICK RI 02893-3724

## Account Statement

Statement Period 01/01/2014 Through 01/31/2014

Account 112606  
KCWA OPER & MAIN RESERVE ACCT

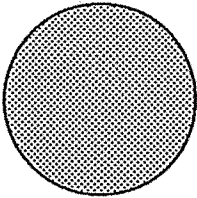
ADMINISTRATIVE CONTACT: ERIN METENY  
525 WILLIAM PENN PLACE AIM 153-3800-38TH FL  
PITTSBURGH, PA 15259  
412-234-6247  
ERIN.MYERS1@BNYMELLON.COM

CLIENT SERVICE MANAGER: SUSAN CALISE  
135 SANTILLI HIGHWAY AIM 026-0018  
EVERETT, MA 02149  
617-382-5217  
SUSAN.CALISE@BNYMELLON.COM

Go Paperless. Securely access your account online to view your statements. Ask your BNY Mellon contact how we can help you access your accounts, enter your own transactions or submit an audit confirmation online. Also be sure to ask how Connect(SM), our new web-based, single sign-on platform can help you go paperless.

Visit us at [www.bnymellon.com](http://www.bnymellon.com)

## Account Overview



Percent of all Investments	Asset Classification	Market Value
100%	CASH AND SHORT TERM	2,493,181.56
100%	TOTAL OF ALL INVESTMENTS	2,493,181.56

## Summary of Assets Held

Asset Classification	Market Value	Cost	Accrued Income	Est Annual Income	Market Yield
CASH AND SHORT TERM	2,493,181.56	2,493,181.56	0.00	249.32	0.01%
ACCOUNT TOTALS	2,493,181.56	2,493,181.56	0.00	249.32	0.01%

## Summary of Cash Transactions

Transaction Category	Current Period			Year-to-Date	
	Income	Principal	Realized Gains/Losses	Income	Principal
OPENING BALANCE	0.00	0.00		0.00	0.00
DIVIDENDS	21.13	0.00	0.00	21.13	0.00
OTHER CASH ADDITIONS	0.00	21.13	0.00	0.00	21.13
PAYMENTS AND WITHDRAWALS	21.13 -	0.00	0.00	21.13 -	0.00
PURCHASES	0.00	21.13 -	0.00	0.00	21.13 -
CLOSING BALANCE	0.00	0.00	0.00	0.00	0.00

The above cash transactions summary is provided for information purposes only and may not reflect actual taxable income or deductible expenses as reportable under the Internal Revenue Code.

017275 XBNEP205 013247

97710 m 1 P03 s 97679

**Statement of Assets Held**

Shares / Par Value	Asset Description	Market Price Average Cost	Market Value Cost	Accrued Income Est Annual Income	Market Yield
<b>CASH AND SHORT TERM</b>					
2,493,181.560	FIDELITY INSTL M MKT GOVT #57 CLASS 1 CUSIP: S99992780	1.00000 1.00000	2,493,181.56 2,493,181.56	0.00 249.32	0.01% 0.01%
<b>Total CASH AND SHORT TERM</b>			<b>2,493,181.56</b>	<b>0.00</b> <b>249.32</b>	<b>0.01%</b>
<b>ACCOUNT TOTALS</b>			<b>2,493,181.56</b>	<b>0.00</b> <b>249.32</b>	<b>0.01%</b>
Total Market Value Plus Total Accrued Income 2,493,181.56					

**Statement of Transactions**

Transaction Date	Transaction Description	Income	Principal	Cost	Realized Gains/Losses
01/01/14	OPENING BALANCE	0.00	0.00	2,493,160.43	
01/03/14	Purchase FIDELITY INSTL M MKT GOVT #57 CLASS 1 21.13 SHARES	0.00	21.13 -	21.13	0.00
01/03/14	Dividend FIDELITY INSTL M MKT GOVT #57 CLASS 1 DIVIDEND	21.13	0.00	0.00	0.00
01/03/14	Cash Debit TRANSFERRED TO ACCOUNT 112606 FF	21.13 -	0.00	0.00	0.00
01/03/14	Cash Credit TRANSFERRED FROM ACCOUNT 112606 FF	0.00	21.13	0.00	0.00
01/03/14	DAILY ENDING BALANCE	0.00	0.00	2,493,181.56	0.00
01/31/14	CLOSING BALANCE	0.00	0.00	2,493,181.56	0.00

Cumulative realized capital gain and loss position from 12/31/2013 for securities held in principal of account:

Short Term: 0.00 \* Long Term: 0.00 \*

\* The above gain and loss position does not include transactions where tax cost information is incomplete or unavailable.

Cash and securities set forth on this Account Statement are held by The Bank of New York Mellon, an affiliate of The Bank of New York Mellon Trust Company, N.A. In addition, The Bank of New York Mellon Trust Company, N.A. may utilize subsidiaries and affiliates to provide services and certain products to the Account. Subsidiaries and affiliates may be compensated for their services and products.

The value of securities set forth on this Account Statement are obtained by The Bank of New York Mellon Trust Company, N.A., from its affiliate, The Bank of New York Mellon which determines such values for Global Corporate Trust on the basis of market prices and information obtained by The Bank of New York Mellon from unaffiliated third parties (including independent pricing vendors) ("third party pricing services"). The Bank of New York Mellon has not verified such market values or information and makes no assurances as to the accuracy or correctness of such market values or information or that the market values set forth on this Account Statement reflect the value of the securities that can be realized upon the sale of such securities. In addition, the market values for the securities set forth in this Account Statement may differ from the market prices and information for the same securities used by other business units of The Bank of New York Mellon Trust Company, N.A., The Bank of New York Mellon or their respective subsidiaries or affiliates based upon market prices and information received from other third party pricing services utilized by such other business units. Global Corporate Trust does not compare its market values with those used by, or reconcile different market values used by, other business units of The Bank of New York Mellon Trust Company, N.A., The Bank of New York Mellon or their respective subsidiaries or affiliates. Neither The Bank of New York Mellon Trust Company, N.A. nor The Bank of New York Mellon shall be liable for any loss, damage or expense incurred as a result of or arising from or related to the market values or information provided by third party pricing services or the differences in market prices or information provided by other third party pricing services.

**BNY MELLON**

The Bank of New York Mellon Trust Company, N.A.

KENT COUNTY WATER AUTHORITY  
 FINANCE DIRECTOR  
 1072 MAIN ST  
 WEST WARWICK RI 02893-3724

**Account Statement**

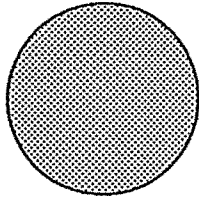
Statement Period 01/01/2014 Through 01/31/2014

Account 112612  
 KCWA SER 2004A DEBT SERVICE FD

ADMINISTRATIVE CONTACT: ERIN METENY  
 525 WILLIAM PENN PLACE AIM 153-3800-38TH FL  
 PITTSBURGH, PA 15259  
 412-234-6247  
 ERIN.MYERS1@BNYMELLON.COM

CLIENT SERVICE MANAGER: SUSAN CALISE  
 135 SANTILLI HIGHWAY AIM 026-0018  
 EVERETT, MA 02149  
 617-382-5217  
 SUSAN.CALISE@BNYMELLON.COM

Go Paperless. Securely access your account online to view your statements.  
 Ask your BNY Mellon contact how we can help you access your accounts, enter  
 your own transactions or submit an audit confirmation online. Also be sure to  
 ask how Connect(SM), our new web-based, single sign-on platform can help you  
 go paperless.

Visit us at [www.bnymellon.com](http://www.bnymellon.com)**Account Overview**

Percent of all Investments	Asset Classification	Market Value
100%	CASH AND SHORT TERM	627,263.74
100%	TOTAL OF ALL INVESTMENTS	627,263.74

**Summary of Assets Held**

Asset Classification	Market Value	Cost	Accrued Income	Est Annual Income	Market Yield
CASH AND SHORT TERM	627,263.74	627,263.74	0.00	62.73	0.01%
ACCOUNT TOTALS	627,263.74	627,263.74	0.00	62.73	0.01%

**Summary of Cash Transactions**

Transaction Category	Current Period			Year-to-Date	
	Income	Principal	Realized Gains/Losses	Income	Principal
OPENING BALANCE	0.00	0.00		0.00	0.00
DIVIDENDS	3.96	0.00	0.00	3.96	0.00
SALES AND REDEMPTIONS	0.00	18,056.25	0.00	0.00	18,056.25
OTHER CASH ADDITIONS	0.00	92,180.00	0.00	0.00	92,180.00
PAYMENTS AND WITHDRAWALS	3.96 -	18,056.25 -	0.00	3.96 -	18,056.25 -
PURCHASES	0.00	92,180.00 -	0.00	0.00	92,180.00 -
CLOSING BALANCE	0.00	0.00	0.00	0.00	0.00

The above cash transactions summary is provided for information purposes only and may not reflect actual taxable income or deductible expenses as reportable under the Internal Revenue Code.



BNY MELLON

The Bank of New York Mellon Trust Company, N.A.

Statement Period 01/01/2014 Through 01/31/2014

Account 112612

KCWA SER 2004A DEBT SERVICE FD

### Statement of Assets Held

Shares / Par Value	Asset Description	Market Price Average Cost	Market Value Cost	Accrued Income Est Annual Income	Market Yield
<b>CASH AND SHORT TERM</b>					
627,263.740	FIDELITY INSTL M MKT GOVT #57 CLASS 1	1.00000	627,263.74	0.00	0.01%
	CUSIP: S99992780	1.00000	627,263.74	62.73	
<b>Total CASH AND SHORT TERM</b>			627,263.74	0.00	0.01%
			627,263.74	62.73	
<b>ACCOUNT TOTALS</b>					
Total Market Value Plus Total Accrued Income 627,263.74			627,263.74	0.00	0.01%
			627,263.74	62.73	

### Statement of Transactions

Transaction Date	Transaction Description	Income	Principal	Cost	Realized Gains/Losses
01/01/14	OPENING BALANCE	0.00	0.00	553,139.99	
01/03/14	Purchase FIDELITY INSTL M MKT GOVT #57 CLASS 1 3.96 SHARES	0.00	3.96 -	3.96	0.00
01/03/14	Dividend FIDELITY INSTL M MKT GOVT #57 CLASS 1 DIVIDEND	3.96	0.00	0.00	0.00
01/03/14	Cash Debit TRANSFERRED TO ACCOUNT 112612 FF	3.96 -	0.00	0.00	0.00
01/03/14	Cash Credit TRANSFERRED FROM ACCOUNT 112612 FF	0.00	3.96	0.00	0.00
01/03/14	DAILY ENDING BALANCE	0.00	0.00	553,143.95	0.00
01/15/14	Sale FIDELITY INSTL M MKT GOVT #57 CLASS 1 18,056.25 SHARES	0.00	18,056.25	18,056.25 -	0.00
01/15/14	Cash Debit KCWA2004A KCWA2004A DEBT SERVICE PAYM ENT. TRNDSP1401154071400	0.00	18,056.25 -	0.00	0.00
01/15/14	DAILY ENDING BALANCE	0.00	0.00	535,087.70	0.00
01/30/14	Purchase FIDELITY INSTL M MKT GOVT #57 CLASS 1 92,176.04 SHARES	0.00	92,176.04 -	92,176.04	0.00
01/30/14	Cash Credit MONTHLY DEPOSIT FROM REVENUE A/C 112600 OF FUNDS NECESSARY TO COVER MONTHLY LOAN PAYMENT OBLIGATION ON SERIES 2004 BONDS TRNIIJ1401301080800	0.00	92,176.04	0.00	0.00
01/30/14	DAILY ENDING BALANCE	0.00	0.00	627,263.74	0.00
01/31/14	CLOSING BALANCE	0.00	0.00	627,263.74	0.00

Cumulative realized capital gain and loss position from 12/31/2013 for securities held in principal of account:

Short Term: 0.00 \* Long Term: 0.00 \*

\* The above gain and loss position does not include transactions where tax cost information is incomplete or unavailable.

97710  
1 PDS s 97880



**BNY MELLON**

The Bank of New York Mellon Trust Company, N.A.

Statement Period 01/01/2014 Through 01/31/2014

Account 112612

KCWA SER 2004A DEBT SERVICE FD

017275 XBNEF205 013249

Cash and securities set forth on this Account Statement are held by The Bank of New York Mellon, an affiliate of The Bank of New York Mellon Trust Company, N.A. In addition, The Bank of New York Mellon Trust Company, N.A. may utilize subsidiaries and affiliates to provide services and certain products to the Account. Subsidiaries and affiliates may be compensated for their services and products.

The value of securities set forth on this Account Statement are obtained by The Bank of New York Mellon Trust Company, N.A., from its affiliate, The Bank of New York Mellon which determines such values for Global Corporate Trust on the basis of market prices and information obtained by The Bank of New York Mellon from unaffiliated third parties (including independent pricing vendors) ("third party pricing services"). The Bank of New York Mellon has not verified such market values or information and makes no assurances as to the accuracy or correctness of such market values or information or that the market values set forth on this Account Statement reflect the value of the securities that can be realized on the sale of such securities. In addition, the market values for the securities set forth in this Account Statement may differ from the market prices and information for the same securities used by other business units of The Bank of New York Mellon Trust Company, N.A., The Bank of New York Mellon or their respective subsidiaries or affiliates based upon market prices and information received from other third party pricing services utilized by such other business units. Global Corporate Trust does not compare its market values with those used by, or reconcile different market values used by, other business units of The Bank of New York Mellon Trust Company, N.A., The Bank of New York Mellon or their respective subsidiaries or affiliates. Neither The Bank of New York Mellon Trust Company, N.A. nor The Bank of New York Mellon shall be liable for any loss, damage or expense incurred as a result of or arising from or related to the market values or information provided by third party pricing services or the differences in market prices or information provided by other third party pricing services.

c  
d7710  
m  
1 PD3 s 97,681



***This Page Intentionally Blank***



BNY MELLON

The Bank of New York Mellon Trust Company, N.A.

KENT COUNTY WATER AUTHORITY  
FINANCE DIRECTOR  
1072 MAIN ST  
WEST WARWICK RI 02893-3724

### Account Statement

Statement Period 01/01/2014 Through 01/31/2014

Account 112613  
KCWA SER 2004A DEBT SERV RESRV

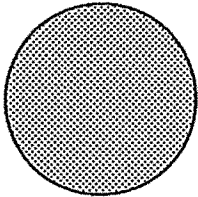
ADMINISTRATIVE CONTACT: ERIN METENY  
525 WILLIAM PENN PLACE AIM 153-3800-38TH FL  
PITTSBURGH, PA 15259  
412-234-6247  
ERIN.MYERS1@BNYMELLON.COM

CLIENT SERVICE MANAGER: SUSAN CALISE  
135 SANTILLI HIGHWAY AIM 026-0018  
EVERETT, MA 02149  
617-382-5217  
SUSAN.CALISE@BNYMELLON.COM

Go Paperless. Securely access your account online to view your statements. Ask your BNY Mellon contact how we can help you access your accounts, enter your own transactions or submit an audit confirmation online. Also be sure to ask how Connect(SM), our new web-based, single sign-on platform can help you go paperless.

Visit us at [www.bnymellon.com](http://www.bnymellon.com)

### Account Overview



Percent of all Investments	Asset Classification	Market Value
100%	CASH AND SHORT TERM	225,636.90
100%	TOTAL OF ALL INVESTMENTS	225,636.90

### Summary of Assets Held

Asset Classification	Market Value	Cost	Accrued Income	Est Annual Income	Market Yield
CASH AND SHORT TERM	225,636.90	225,636.90	0.00	22.56	0.00%
ACCOUNT TOTALS	225,636.90	225,636.90	0.00	22.56	0.00%

### Summary of Cash Transactions

Transaction Category	Current Period			Year-to-Date	
	Income	Principal	Realized Gains/Losses	Income	Principal
OPENING BALANCE	0.00	0.00		0.00	0.00
DIVIDENDS	0.05	0.00	0.00	0.05	0.00
INTEREST	4,103.36	0.00	0.00	4,103.36	0.00
SALES AND REDEMPTIONS	0.00	215,909.64	0.00	0.00	215,909.64
PAYMENTS AND WITHDRAWALS	4,103.41 -	0.00	0.00	4,103.41 -	0.00
PURCHASES	0.00	215,909.64 -	0.00	0.00	215,909.64 -
CLOSING BALANCE	0.00	0.00	0.00	0.00	0.00

The above cash transactions summary is provided for information purposes only and may not reflect actual taxable income or deductible expenses as reportable under the Internal Revenue Code.

017275 XBNEF205 013250

97710 m 1P03 S 97692



BNY MELLON

The Bank of New York Mellon Trust Company, N.A.

Statement Period 01/01/2014 Through 01/31/2014

Account 112613

KCWA SER 2004A DEBT SERV RESRV

### Statement of Assets Held

Shares / Par Value	Asset Description	Market Price Average Cost	Market Value Cost	Accrued Income Est Annual Income	Market Yield
<b>CASH AND SHORT TERM</b>					
225,636.900	FIDELITY INSTL M MKT GOVT #57 CLASS 1	1.00000	225,636.90	0.00	0.00%
	CUSIP: S99992780	1.00000	225,636.90	22.56	
<b>Total CASH AND SHORT TERM</b>			<b>225,636.90</b>	<b>0.00</b>	<b>0.00%</b>
			225,636.90	22.56	
<b>ACCOUNT TOTALS</b>			<b>225,636.90</b>	<b>0.00</b>	<b>0.00%</b>
			225,636.90	22.56	
Total Market Value Plus Total Accrued Income 225,636.90					

### Statement of Transactions

Transaction Date	Transaction Description	Income	Principal	Cost	Realized Gains/Losses
01/01/14	OPENING BALANCE	0.00	0.00	225,636.90	
01/03/14	Dividend FIDELITY INSTL M MKT GOVT #57 CLASS 1 DIVIDEND	0.05	0.00	0.00	0.00
01/03/14	Cash Debit TRANSFERRED TO ACCOUNT 112600 FF	0.05 -	0.00	0.00	0.00
01/03/14	DAILY ENDING BALANCE	0.00	0.00	225,636.90	0.00
01/09/14	Purchase FIDELITY INSTL M MKT GOVT #57 CLASS 1 215,909.64 SHARES	0.00	215,909.64 -	215,909.64	0.00
01/09/14	Redemptn UNITED STATES TREAS BILLS MATURITY: 01/09/14 @ 100.00 220,013.00 SHARES	4,103.36	215,909.64	215,909.64 -	0.00
01/09/14	Cash Debit TRANSFERRED TO ACCOUNT 112600 FF	4,103.36 -	0.00	0.00	0.00
01/09/14	DAILY ENDING BALANCE	0.00	0.00	225,636.90	0.00
01/31/14	CLOSING BALANCE	0.00	0.00	225,636.90	0.00
Cumulative realized capital gain and loss position from 12/31/2013 for securities held in principal of account:					
Short Term:	0.00 *	Long Term:	0.00 *		

\* The above gain and loss position does not include transactions where tax cost information is incomplete or unavailable.

Cash and securities set forth on this Account Statement are held by The Bank of New York Mellon, an affiliate of The Bank of New York Mellon Trust Company, N.A. In addition, The Bank of New York Mellon Trust Company, N.A. may utilize subsidiaries and affiliates to provide services and certain products to the Account. Subsidiaries and affiliates may be compensated for their services and products.

The value of securities set forth on this Account Statement are obtained by The Bank of New York Mellon Trust Company, N.A., from its affiliate, The Bank of New York Mellon which determines such values for Global Corporate Trust on the basis of market prices and information obtained by The Bank of New York Mellon from unaffiliated third parties (including independent pricing vendors) ("third party pricing services"). The Bank of New York Mellon has not verified such market values or information and makes no assurances as to the accuracy or correctness of such market values or information or that the market values set forth on this Account Statement reflect the value of the securities that can be realized upon the sale of such securities. In addition, the market values for the securities set forth in this Account Statement may differ from the market prices and information for the same securities used by other business units of The Bank of New York Mellon Trust Company, N.A., The Bank of New York Mellon or their respective subsidiaries or affiliates based upon market prices and information received from other third party pricing services utilized by such other business units. Global Corporate Trust does not compare its market values with those used by, or reconcile different market values used by, other business units of The Bank of New York Mellon Trust Company, N.A., The Bank of New York Mellon or their respective subsidiaries or affiliates. Neither The Bank of New York Mellon Trust Company, N.A. nor The Bank of New York Mellon shall be liable for any loss, damage or expense incurred as a result of or arising from or related to the market values or information provided by third party pricing services or the differences in market prices or information provided by other third party pricing services.

4 710  
1 PDS s 97882



January 31, 2014



BNY MELLON

Envelope Contents

Account Information	Number of Pages	Starting Page Number	Account Information	Number of Pages	Starting Page Number
KCWA SER 2012 DSR FUND 853023	4	1 of 14			
KCWA SER 2012 DEBT SERVICE FD 853024	4	5 of 14			
KCWA SER 2012 PJCT FD COI AC 853025	4	9 of 14			
KCWA DEBT SERVICE SAVINGS CIP 853026	2	13 of 14			

00017273 03 MB 1.195 03 TR 00209 XBNEF205 000000  
 KENT COUNTY WATER AUTHORITY  
 FINANCE DIRECTOR  
 1072 MAIN STREET  
 WEST WARWICK RI 02893

*This Page Intentionally Blank*



BNY MELLON

The Bank of New York Mellon Trust Company, N.A.

KENT COUNTY WATER AUTHORITY  
FINANCE DIRECTOR  
1072 MAIN STREET  
WEST WARWICK RI 02893

### Account Statement

Statement Period 01/01/2014 Through 01/31/2014

Account 853023  
KENT COUNTY WATER AUTHORITY  
GENERAL REFUNDING REVENUE BONDS  
2012 SERIES A

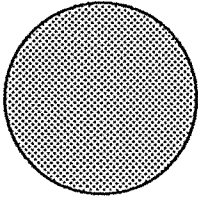
ADMINISTRATIVE CONTACT: ERIN METENY  
525 WILLIAM PENN PLACE AIM 153-3800-38TH FL  
PITTSBURGH, PA 15259  
412-234-6247  
ERIN.MYERS1@BNYMELLON.COM

CLIENT SERVICE MANAGER: SUSAN CALISE  
135 SANTILLI HIGHWAY AIM 026-0018  
EVERETT, MA 02149  
617-382-5217  
SUSAN.CALISE@BNYMELLON.COM

Go Paperless. Securely access your account online to view your statements. Ask your BNY Mellon contact how we can help you access your accounts, enter your own transactions or submit an audit confirmation online. Also be sure to ask how Connect(SM), our new web-based, single sign-on platform can help you go paperless.

Visit us at [www.bnymellon.com](http://www.bnymellon.com)

### Account Overview



Percent of all Investments	Asset Classification	Market Value
100%	CASH AND SHORT TERM	1,798,755.55
100%	TOTAL OF ALL INVESTMENTS	1,798,755.55

### Summary of Assets Held

Asset Classification	Market Value	Cost	Accrued Income	Est Annual Income	Market Yield
CASH AND SHORT TERM	1,798,755.55	1,774,694.94	0.00	49,476.71	2.75%
ACCOUNT TOTALS	1,798,755.55	1,774,694.94	0.00	49,476.71	2.75%

### Summary of Cash Transactions

Transaction Category	Current Period			Year-to-Date	
	Income	Principal	Realized Gains/Losses	Income	Principal
OPENING BALANCE	0.00	0.00		0.00	0.00
DIVIDENDS	5.89	0.00	0.00	5.89	0.00
INTEREST	20,198.30	0.00	0.00	20,198.30	0.00
SALES AND REDEMPTIONS	0.00	2,341,487.04	0.00	0.00	2,341,487.04
OTHER CASH ADDITIONS	0.00	20,204.19	0.00	0.00	20,204.19
PAYMENTS AND WITHDRAWALS	20,204.19 -	0.00	0.00	20,204.19 -	0.00
PURCHASES	0.00	2,361,691.23 -	0.00	0.00	2,361,691.23 -
CLOSING BALANCE	0.00	0.00	0.00	0.00	0.00

The above cash transactions summary is provided for information purposes only and may not reflect actual taxable income or deductible expenses as reportable under the Internal Revenue Code.

017273 XBNF205 013219

q 7710 m 1 PD3 s 97.694

**Statement of Assets Held**

Shares / Par Value	Asset Description	Market Price Average Cost	Market Value Cost	Accrued Income Est Annual Income	Market Yield
<b>CASH AND SHORT TERM</b>					
495,996.600	FIDELITY INSTL M MKT GOVT #57 CLASS 1 CUSIP: S99992780	1.00000	495,996.60	0.00	0.01%
1,303,000.000	UNITED STATES TREAS BILLS CUSIP: 912796DH9 MATURITY DATE: 07/10/2014 RATE: 0.00%	99.98150 98.13495	1,302,758.95 1,278,698.34	0.00 49,427.11	3.79%
<b>Total CASH AND SHORT TERM</b>			<b>1,798,755.55</b> <b>1,774,694.94</b>	<b>0.00</b> <b>49,476.71</b>	<b>2.75%</b>

**ACCOUNT TOTALS**

Total Market Value Plus Total Accrued Income 1,798,755.55

**1,798,755.55**  
**1,774,694.94**      **0.00**  
**49,476.71**      **2.75%**

**Statement of Transactions**

Transaction Date	Transaction Description	Income	Principal	Cost	Realized Gains/Losses
01/01/14	OPENING BALANCE	0.00	0.00	1,754,490.75	
01/03/14	Purchase FIDELITY INSTL M MKT GOVT #57 CLASS 1 5.89 SHARES	0.00	5.89 -	5.89	0.00
01/03/14	Dividend FIDELITY INSTL M MKT GOVT #57 CLASS 1 DIVIDEND	5.89	0.00	0.00	0.00
01/03/14	Cash Debit TRANSFERRED TO ACCOUNT 853023 FF	5.89 -	0.00	0.00	0.00
01/03/14	Cash Credit TRANSFERRED FROM ACCOUNT 853023 FF	0.00	5.89	0.00	0.00
01/03/14	DAILY ENDING BALANCE	0.00	0.00	1,754,496.64	0.00
01/09/14	Purchase FIDELITY INSTL M MKT GOVT #57 CLASS 1 1,082,987.00 SHARES	0.00	1,082,987.00 -	1,082,987.00	0.00
01/09/14	Redemptn UNITED STATES TREAS BILLS MATURITY: 01/09/14 @ 100.00 1,082,987.00 SHARES	20,198.30	1,062,788.70	1,062,788.70 -	0.00
01/09/14	Cash Debit TRANSFERRED TO ACCOUNT 853023 FF	20,198.30 -	0.00	0.00	0.00
01/09/14	Cash Credit TRANSFERRED FROM ACCOUNT 853023 FF	0.00	20,198.30	0.00	0.00
01/09/14	DAILY ENDING BALANCE	0.00	0.00	1,774,694.94	0.00
01/15/14	Purchase UNITED STATES TREAS BILLS MATURITY: 07/10/14 FINAL MONEY BANK OF AMERICA, NATIONAL ASSO TRADE DATE 1/14/14 SET/DATE 1/15/14 CUSIP 912796DH9 1,303,000.00 SHARES	0.00	1,278,698.34 -	1,278,698.34	0.00
01/15/14	Sale FIDELITY INSTL M MKT GOVT #57 CLASS 1 1,278,698.34 SHARES	0.00	1,278,698.34	1,278,698.34 -	0.00
01/15/14	DAILY ENDING BALANCE	0.00	0.00	1,774,694.94	0.00
01/31/14	CLOSING BALANCE	0.00	0.00	1,774,694.94	0.00

Cumulative realized capital gain and loss position from 12/31/2013 for securities held in principal of account:

Short Term:                    0.00 \*                    Long Term:                    0.00 \*

\* The above gain and loss position does not include transactions where tax cost information is incomplete or unavailable.



**BNY MELLON**

The Bank of New York Mellon Trust Company, N.A.

Statement Period 01/01/2014 Through 01/31/2014

Account 853023

KCWA SER 2012 DSR FUND

017273 XBNEF205 013220

Cash and securities set forth on this Account Statement are held by The Bank of New York Mellon, an affiliate of The Bank of New York Mellon Trust Company, N.A. In addition, The Bank of New York Mellon Trust Company, N.A. may utilize subsidiaries and affiliates to provide services and certain products to the Account. Subsidiaries and affiliates may be compensated for their services and products.

The value of securities set forth on this Account Statement are obtained by The Bank of New York Mellon Trust Company, N.A., from its affiliate, The Bank of New York Mellon which determines such values for Global Corporate Trust on the basis of market prices and information obtained by The Bank of New York Mellon from unaffiliated third parties (including independent pricing vendors) ("third party pricing services"). The Bank of New York Mellon has not verified such market values or information and makes no assurances as to the accuracy or correctness of such market values or information or that the market values set forth on this Account Statement reflect the value of the securities that can be realized upon the sale of such securities. In addition, the market values for the securities set forth in this Account Statement may differ from the market prices and information for the same securities used by other business units of The Bank of New York Mellon Trust Company, N.A., The Bank of New York Mellon or their respective subsidiaries or affiliates based upon market prices and information received from other third party pricing services utilized by such other business units. Global Corporate Trust does not compare its market values with those used by, or reconcile different market values used by, other business units of The Bank of New York Mellon Trust Company, N.A., The Bank of New York Mellon or their respective subsidiaries or affiliates. Neither The Bank of New York Mellon Trust Company, N.A. nor The Bank of New York Mellon shall be liable for any loss, damage or expense incurred as a result of or arising from or related to the market values or information provided by third party pricing services or the differences in market prices or information provided by other third party pricing services.



***This Page Intentionally Blank***



c 97710  
IPDS s 97695



BNY MELLON

The Bank of New York Mellon Trust Company, N.A.

KENT COUNTY WATER AUTHORITY  
FINANCE DIRECTOR  
1072 MAIN STREET  
WEST WARWICK RI 02893

### Account Statement

Statement Period 01/01/2014 Through 01/31/2014

Account 853024  
KENT COUNTY WATER AUTHORITY  
GENERAL REFUNDING REVENUE BONDS  
2012 SERIES A

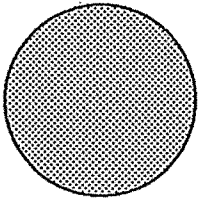
ADMINISTRATIVE CONTACT: ERIN METENY  
525 WILLIAM PENN PLACE AIM 153-3800-38TH FL  
PITTSBURGH, PA 15259  
412-234-6247  
ERIN.MYERS1@BNYMELLON.COM

CLIENT SERVICE MANAGER: SUSAN CALISE  
135 SANTILLI HIGHWAY AIM 026-0018  
EVERETT, MA 02149  
617-382-5217  
SUSAN.CALISE@BNYMELLON.COM

Go Paperless. Securely access your account online to view your statements. Ask your BNY Mellon contact how we can help you access your accounts, enter your own transactions or submit an audit confirmation online. Also be sure to ask how Connect(SM), our new web-based, single sign-on platform can help you go paperless.

Visit us at [www.bnymellon.com](http://www.bnymellon.com)

### Account Overview



Percent of all Investments	Asset Classification	Market Value
100%	CASH AND SHORT TERM	893,988.04
100%	TOTAL OF ALL INVESTMENTS	893,988.04

### Summary of Assets Held

Asset Classification	Market Value	Cost	Accrued Income	Est Annual Income	Market Yield
CASH AND SHORT TERM	893,988.04	893,988.04	0.00	89.40	0.01%
ACCOUNT TOTALS	893,988.04	893,988.04	0.00	89.40	0.01%

### Summary of Cash Transactions

Transaction Category	Current Period			Year-to-Date	
	Income	Principal	Realized Gains/Losses	Income	Principal
OPENING BALANCE	0.00	0.00		0.00	0.00
DIVIDENDS	7.75	0.00	0.00	7.75	0.00
SALES AND REDEMPTIONS	0.00	375,750.00	0.00	0.00	375,750.00
OTHER CASH ADDITIONS	0.00	181,382.75	0.00	0.00	181,382.75
PAYMENTS AND WITHDRAWALS	7.75 -	375,750.00 -	0.00	7.75 -	375,750.00 -
PURCHASES	0.00	181,382.75 -	0.00	0.00	181,382.75 -
CLOSING BALANCE	0.00	0.00	0.00	0.00	0.00

The above cash transactions summary is provided for information purposes only and may not reflect actual taxable income or deductible expenses as reportable under the Internal Revenue Code.

017273 XBNEF205 013221

5  
97710  
m  
1 PD3 s 97886



BNY MELLON

The Bank of New York Mellon Trust Company, N.A.

Statement Period 01/01/2014 Through 01/31/2014

Account 853024

KCWA SER 2012 DEBT SERVICE FD

### Statement of Assets Held

Shares / Par Value	Asset Description	Market Price Average Cost	Market Value Cost	Accrued Income Est Annual Income	Market Yield
<b>CASH AND SHORT TERM</b>					
893,988.040	FIDELITY INSTL M MKT GOVT #57 CLASS 1 CUSIP: S99992780	1.00000 1.00000	893,988.04 893,988.04	0.00 89.40	0.01%
<b>Total CASH AND SHORT TERM</b>			<b>893,988.04</b> <b>893,988.04</b>	<b>0.00</b> <b>89.40</b>	<b>0.01%</b>
<b>ACCOUNT TOTALS</b>			<b>893,988.04</b> <b>893,988.04</b>	<b>0.00</b> <b>89.40</b>	<b>0.01%</b>
Total Market Value Plus Total Accrued Income 893,988.04					

### Statement of Transactions

Transaction Date	Transaction Description	Income	Principal	Cost	Realized Gains/Losses
01/01/14	OPENING BALANCE	0.00	0.00	1,088,355.29	
01/03/14	Purchase FIDELITY INSTL M MKT GOVT #57 CLASS 1 7.75 SHARES	0.00	7.75 -	7.75	0.00
01/03/14	Dividend FIDELITY INSTL M MKT GOVT #57 CLASS 1 DIVIDEND	7.75	0.00	0.00	0.00
01/03/14	Cash Debit TRANSFERRED TO ACCOUNT 853024 FF	7.75 -	0.00	0.00	0.00
01/03/14	Cash Credit TRANSFERRED FROM ACCOUNT 853024 FF	0.00	7.75	0.00	0.00
01/03/14	DAILY ENDING BALANCE	0.00	0.00	1,088,363.04	0.00
01/15/14	Sale FIDELITY INSTL M MKT GOVT #57 CLASS 1 375,750.00 SHARES	0.00	375,750.00	375,750.00 -	0.00
01/15/14	Cash Debit KCWARFD2012 INTEREST PAYMENT TO BONDHOLDERS. TRNDSP1401154071600	0.00	375,750.00 -	0.00	0.00
01/15/14	DAILY ENDING BALANCE	0.00	0.00	712,613.04	0.00
01/30/14	Purchase FIDELITY INSTL M MKT GOVT #57 CLASS 1 181,375.00 SHARES	0.00	181,375.00 -	181,375.00	0.00
01/30/14	Cash Credit MONTHLY DEPOSIT FROM REVENUE A/C 112600 OF FUNDS NECESSARY TO COVER MONTHLY LOAN PAYMENT OBLIGATION ON SERIES 2012 BONDS TRNIJ1401301081000	0.00	181,375.00	0.00	0.00
01/30/14	DAILY ENDING BALANCE	0.00	0.00	893,988.04	0.00
01/31/14	CLOSING BALANCE	0.00	0.00	893,988.04	0.00

Cumulative realized capital gain and loss position from 12/31/2013 for securities held in principal of account:

Short Term: 0.00 \* Long Term: 0.00 \*

\* The above gain and loss position does not include transactions where tax cost information is incomplete or unavailable.

97710  
FD3 s 97895



**BNY MELLON**

The Bank of New York Mellon Trust Company, N.A.

Statement Period 01/01/2014 Through 01/31/2014

Account 853024

KCWA SER 2012 DEBT SERVICE FD

017273 XBNEF205 013222

Cash and securities set forth on this Account Statement are held by The Bank of New York Mellon, an affiliate of The Bank of New York Mellon Trust Company, N.A. In addition, The Bank of New York Mellon Trust Company, N.A. may utilize subsidiaries and affiliates to provide services and certain products to the Account. Subsidiaries and affiliates may be compensated for their services and products.

The value of securities set forth on this Account Statement are obtained by The Bank of New York Mellon Trust Company, N.A., from its affiliate, The Bank of New York Mellon which determines such values for Global Corporate Trust on the basis of market prices and information obtained by The Bank of New York Mellon from unaffiliated third parties (including independent pricing vendors) ("third party pricing services"). The Bank of New York Mellon has not verified such market values or information and makes no assurances as to the accuracy or correctness of such market values or information or that the market values set forth on this Account Statement reflect the value of the securities that can be realized upon the sale of such securities. In addition, the market values for the securities set forth in this Account Statement may differ from the market prices and information for the same securities used by other business units of The Bank of New York Mellon Trust Company, N.A., The Bank of New York Mellon or their respective subsidiaries or affiliates based upon market prices and information received from other third party pricing services utilized by such other business units. Global Corporate Trust does not compare its market values with those used by, or reconcile different market values used by, other business units of The Bank of New York Mellon Trust Company, N.A., The Bank of New York Mellon or their respective subsidiaries or affiliates. Neither The Bank of New York Mellon Trust Company, N.A. nor The Bank of New York Mellon shall be liable for any loss, damage or expense incurred as a result of or arising from or related to the market values or information provided by third party pricing services or the differences in market prices or information provided by other third party pricing services.

Z8876 8 874 11 2177 H

***This Page Intentionally Blank***



c 97710  
| PDS s 97/887





**BNY MELLON**

The Bank of New York Mellon Trust Company, N.A.

**WENT COUNTY WATER AUTHORITY**  
FINANCE DIRECTOR  
1072 MAIN STREET  
WEST WARWICK RI 02893

### Account Statement

Statement Period 01/01/2014 Through 01/31/2014

Account 853025  
KENT COUNTY WATER AUTHORITY  
GENERAL REFUNDING REVENUE BONDS  
2012 SERIES A

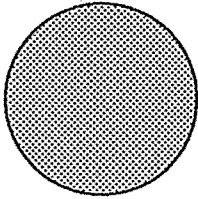
**ADMINISTRATIVE CONTACT: ERIN METENY**  
525 WILLIAM PENN PLACE AIM 153-3800-38TH FL  
PITTSBURGH, PA 15259  
412-234-6247  
ERIN.MYERS1@BNYMELLON.COM

**CLIENT SERVICE MANAGER: SUSAN CALISE**  
135 SANTILLI HIGHWAY AIM 026-0018  
EVERETT, MA 02149  
617-382-5217  
SUSAN.CALISE@BNYMELLON.COM

Go Paperless. Securely access your account online to view your statements. Ask your BNY Mellon contact how we can help you access your accounts, enter your own transactions or submit an audit confirmation online. Also be sure to ask how Connect(SM), our new web-based, single sign-on platform can help you go paperless.

Visit us at [www.bnymellon.com](http://www.bnymellon.com)

### Account Overview



Percent of all Investments	Asset Classification	Market Value
100%	CASH AND SHORT TERM	1,823,337.18
100%	<b>TOTAL OF ALL INVESTMENTS</b>	<b>1,823,337.18</b>

### Summary of Assets Held

Asset Classification	Market Value	Cost	Accrued Income	Est Annual Income	Market Yield
CASH AND SHORT TERM	1,823,337.18	1,823,337.18	0.00	182.33	0.00%
<b>ACCOUNT TOTALS</b>	<b>1,823,337.18</b>	<b>1,823,337.18</b>	<b>0.00</b>	<b>182.33</b>	<b>0.00%</b>

### Summary of Cash Transactions

Transaction Category	Current Period			Year-to-Date	
	Income	Principal	Realized Gains/Losses	Income	Principal
OPENING BALANCE	0.00	0.00		0.00	0.00
DIVIDENDS	21.03	0.00	0.00	21.03	0.00
SALES AND REDEMPTIONS	0.00	644,620.64	0.00	0.00	644,620.64
OTHER CASH ADDITIONS	0.00	21.03	0.00	0.00	21.03
PAYMENTS AND WITHDRAWALS	21.03 -	644,620.64 -	0.00	21.03 -	644,620.64 -
PURCHASES	0.00	21.03 -	0.00	0.00	21.03 -
<b>CLOSING BALANCE</b>	<b>0.00</b>	<b>0.00</b>	<b>0.00</b>	<b>0.00</b>	<b>0.00</b>

The above cash transactions summary is provided for information purposes only and may not reflect actual taxable income or deductible expenses as reportable under the Internal Revenue Code.

017273 XBNEP205 010223

C  
97710  
m  
1 PD3 s 97588

**Statement of Assets Held**

Shares / Par Value	Asset Description	Market Price Average Cost	Market Value Cost	Accrued Income Est Annual Income	Market Yield
<b>CASH AND SHORT TERM</b>					
1,823,337.180	FIDELITY INSTL M MKT GOVT #57 CLASS 1 CUSIP: S99992780	1.00000 1.00000	1,823,337.18 1,823,337.18	0.00 182.33	0.00%
<b>Total CASH AND SHORT TERM</b>			<b>1,823,337.18</b> <b>1,823,337.18</b>	<b>0.00</b> <b>182.33</b>	<b>0.00%</b>
<b>ACCOUNT TOTALS</b>			<b>1,823,337.18</b> <b>1,823,337.18</b>	<b>0.00</b> <b>182.33</b>	<b>0.00%</b>
Total Market Value Plus Total Accrued Income 1,823,337.18					

**Statement of Transactions**

Transaction Date	Transaction Description	Income	Principal	Cost	Realized Gains/Losses
01/01/14	OPENING BALANCE	0.00	0.00	2,467,936.79	
01/03/14	Purchase FIDELITY INSTL M MKT GOVT #57 CLASS 1 21.03 SHARES	0.00	21.03 -	21.03	0.00
01/03/14	Dividend FIDELITY INSTL M MKT GOVT #57 CLASS 1 DIVIDEND	21.03	0.00	0.00	0.00
01/03/14	Cash Debit TRANSFERRED TO ACCOUNT 853025 FF	21.03 -	0.00	0.00	0.00
01/03/14	Cash Credit TRANSFERRED FROM ACCOUNT 853025 FF	0.00	21.03	0.00	0.00
01/03/14	DAILY ENDING BALANCE	0.00	0.00	2,467,957.82	0.00
01/07/14	Sale FIDELITY INSTL M MKT GOVT #57 CLASS 1 110,238.55 SHARES	0.00	110,238.55	110,238.55 -	0.00
01/07/14	Cash Debit TRANSFER TO 112600 REVENUE ACCTOUNT REIMBURSEMENT FOR CIP EXPENDITURES DATED 1/7/14 KCWA GENERAL FUND, TRNIIJ1401071955400	0.00	110,238.55 -	0.00	0.00
01/07/14	DAILY ENDING BALANCE	0.00	0.00	2,357,719.27	0.00
01/16/14	Sale FIDELITY INSTL M MKT GOVT #57 CLASS 1 534,382.09 SHARES	0.00	534,382.09	534,382.09 -	0.00
01/16/14	Check HART ENGINEERING CORPORATION PAYMENT ON BEHALF OF KENT COUNTY WATER AUTHORITY REQUISITION DATED 01/13/14 MISHNOCK TREATMENT 1107-230A APPL #21	0.00	534,382.09 -	0.00	0.00
01/16/14	DAILY ENDING BALANCE	0.00	0.00	1,823,337.18	0.00
01/31/14	CLOSING BALANCE	0.00	0.00	1,823,337.18	0.00

Cumulative realized capital gain and loss position from 12/31/2013 for securities held in principal of account:

Short Term: 0.00 \* Long Term: 0.00 \*

\* The above gain and loss position does not include transactions where tax cost information is incomplete or unavailable.

6 9/7/10 M 1 P03 S 97889



**BNY MELLON**

The Bank of New York Mellon Trust Company, N.A.

Statement Period 01/01/2014 Through 01/31/2014

Account 853025

KCWA SER 2012 PJCT FD COI AC

017273 XBNEP205 013224

Cash and securities set forth on this Account Statement are held by The Bank of New York Mellon, an affiliate of The Bank of New York Mellon Trust Company, N.A. In addition, The Bank of New York Mellon Trust Company, N.A. may utilize subsidiaries and affiliates to provide services and certain products to the Account. Subsidiaries and affiliates may be compensated for their services and products.

The value of securities set forth on this Account Statement are obtained by The Bank of New York Mellon Trust Company, N.A., from its affiliate, The Bank of New York Mellon which determines such values for Global Corporate Trust on the basis of market prices and information obtained by The Bank of New York Mellon from unaffiliated third parties (including independent pricing vendors) ("third party pricing services"). The Bank of New York Mellon has not verified such market values or information and makes no assurances as to the accuracy or correctness of such market values or information or that the market values set forth on this Account Statement reflect the value of the securities that can be realized upon the sale of such securities. In addition, the market values for the securities set forth in this Account Statement may differ from the market prices and information for the same securities used by other business units of The Bank of New York Mellon Trust Company, N.A., The Bank of New York Mellon or their respective subsidiaries or affiliates based upon market prices and information received from other third party pricing services utilized by such other business units. Global Corporate Trust does not compare its market values with those used by, or reconcile different market values used by, other business units of The Bank of New York Mellon Trust Company, N.A., The Bank of New York Mellon or their respective subsidiaries or affiliates. Neither The Bank of New York Mellon Trust Company, N.A. nor The Bank of New York Mellon shall be liable for any loss, damage or expense incurred as a result of or arising from or related to the market values or information provided by third party pricing services or the differences in market prices or information provided by other third party pricing services.

017273 XBNEP205 013224



***This Page Intentionally Blank***



BNY MELLON

The Bank of New York Mellon Trust Company, N.A.

KENT COUNTY WATER AUTHORITY  
FINANCE DIRECTOR  
1072 MAIN STREET  
WEST WARWICK RI 02893

### Account Statement

Statement Period 01/01/2014 Through 01/31/2014

Account 853026  
KENT COUNTY WATER AUTHORITY  
GENERAL REFUNDING REVENUE BONDS  
DEBT SERVICE SAVINGS ACCOUNT FOR CIP

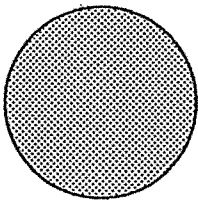
ADMINISTRATIVE CONTACT: ERIN METENY  
525 WILLIAM PENN PLACE AIM 153-3800-38TH FL  
PITTSBURGH, PA 15259  
412-234-6247  
ERIN.MYERS1@BNYMELLON.COM

CLIENT SERVICE MANAGER: SUSAN CALISE  
135 SANTILLI HIGHWAY AIM 026-0018  
EVERETT, MA 02149  
617-382-5217  
SUSAN.CALISE@BNYMELLON.COM

Go Paperless. Securely access your account online to view your statements. Ask your BNY Mellon contact how we can help you access your accounts, enter your own transactions or submit an audit confirmation online. Also be sure to ask how Connect(SM), our new web-based, single sign-on platform can help you go paperless.

Visit us at [www.bnymellon.com](http://www.bnymellon.com)

### Account Overview



Percent of all Investments	Asset Classification	Market Value
100%	CASH AND SHORT TERM	589,725.42
100%	TOTAL OF ALL INVESTMENTS	589,725.42

### Summary of Assets Held

Asset Classification	Market Value	Cost	Accrued Income	Est Annual Income	Market Yield
CASH AND SHORT TERM	589,725.42	589,725.42	0.00	58.97	0.00%
ACCOUNT TOTALS	589,725.42	589,725.42	0.00	58.97	0.00%

### Summary of Cash Transactions

Transaction Category	Current Period			Year-to-Date	
	Income	Principal	Realized Gains/Losses	Income	Principal
OPENING BALANCE	0.00	0.00		0.00	0.00
DIVIDENDS	4.27	0.00	0.00	4.27	0.00
OTHER CASH ADDITIONS	0.00	45,366.27	0.00	0.00	45,366.27
PAYMENTS AND WITHDRAWALS	4.27 -	0.00	0.00	4.27 -	0.00
PURCHASES	0.00	45,366.27 -	0.00	0.00	45,366.27 -
CLOSING BALANCE	0.00	0.00	0.00	0.00	0.00

The above cash transactions summary is provided for information purposes only and may not reflect actual taxable income or deductible expenses as reportable under the Internal Revenue Code.

017273 XENEF205 013225

c  
q 7710  
m  
1 P03 s 97.690



BNY MELLON

The Bank of New York Mellon Trust Company, N.A.

Statement Period 01/01/2014 Through 01/31/2014

Account 853026

KCWA DEBT SERVICE SAVINGS CIP

### Statement of Assets Held

Shares / Par Value	Asset Description	Market Price Average Cost	Market Value Cost	Accrued Income Est Annual Income	Market Yield
<b>CASH AND SHORT TERM</b>					
589,725.420	FIDELITY INSTL M MKT GOVT #57 CLASS 1	1.00000	589,725.42	0.00	0.00%
	CUSIP: S99992780	1.00000	589,725.42	58.97	
<b>Total CASH AND SHORT TERM</b>			<b>589,725.42</b>	<b>0.00</b>	<b>0.00%</b>
			<b>589,725.42</b>	<b>58.97</b>	
<b>ACCOUNT TOTALS</b>			<b>589,725.42</b>	<b>0.00</b>	<b>0.00%</b>
			<b>589,725.42</b>	<b>58.97</b>	
Total Market Value Plus Total Accrued Income 589,725.42					

### Statement of Transactions

Transaction Date	Transaction Description	Income	Principal	Cost	Realized Gains/Losses
01/01/14	OPENING BALANCE	0.00	0.00	544,359.15	
01/03/14	Purchase FIDELITY INSTL M MKT GOVT #57 CLASS 1 4.27 SHARES	0.00	4.27 -	4.27	0.00
01/03/14	Dividend FIDELITY INSTL M MKT GOVT #57 CLASS 1 DIVIDEND	4.27	0.00	0.00	0.00
01/03/14	Cash Debit TRANSFERRED TO ACCOUNT 853026 FF	4.27 -	0.00	0.00	0.00
01/03/14	Cash Credit TRANSFERRED FROM ACCOUNT 853026 FF	0.00	4.27	0.00	0.00
01/03/14	DAILY ENDING BALANCE	0.00	0.00	544,363.42	0.00
01/30/14	Purchase FIDELITY INSTL M MKT GOVT #57 CLASS 1 45,362.00 SHARES	0.00	45,362.00 -	45,362.00	0.00
01/30/14	Cash Credit MONTHLY DEPOSIT FROM REVENUE A/C 112600 OF FUNDS NECESSARY TO COVER MONTHLY LOAN PAYMENT OBLIGATION ON SERIES 2012 BONDS TRNIJ1401301081200	0.00	45,362.00	0.00	0.00
01/30/14	DAILY ENDING BALANCE	0.00	0.00	589,725.42	0.00
01/31/14	CLOSING BALANCE	0.00	0.00	589,725.42	0.00
Cumulative realized capital gain and loss position from 12/31/2013 for securities held in principal of account:					
Short Term:		0.00 *	Long Term:	0.00 *	

\* The above gain and loss position does not include transactions where tax cost information is incomplete or unavailable.

Cash and securities set forth on this Account Statement are held by The Bank of New York Mellon, an affiliate of The Bank of New York Mellon Trust Company, N.A. In addition, The Bank of New York Mellon Trust Company, N.A. may utilize subsidiaries and affiliates to provide services and certain products to the Account. Subsidiaries and affiliates may be compensated for their services and products.


The value of securities set forth on this Account Statement are obtained by The Bank of New York Mellon Trust Company, N.A., from its affiliate, The Bank of New York Mellon which determines such values for Global Corporate Trust on the basis of market prices and information obtained by The Bank of New York Mellon from unaffiliated third parties (including independent pricing vendors) ("third party pricing services"). The Bank of New York Mellon has not verified such market values or information and makes no assurances as to the accuracy or correctness of such market values or information or that the market values set forth on this Account Statement reflect the value of the securities that can be realized upon the sale of such securities. In addition, the market values for the securities set forth in this Account Statement may differ from the market prices and information for the same securities used by other business units of The Bank of New York Mellon Trust Company, N.A., The Bank of New York Mellon or their respective subsidiaries or affiliates based upon market prices and information received from other third party pricing services utilized by such other business units. Global Corporate Trust does not compare its market values with those used by, or reconcile different market values used by, other business units of The Bank of New York Mellon Trust Company, N.A., The Bank of New York Mellon or their respective subsidiaries or affiliates. Neither The Bank of New York Mellon Trust Company, N.A. nor The Bank of New York Mellon shall be liable for any loss, damage or expense incurred as a result of or arising from or related to the market values or information provided by third party pricing services or the differences in market prices or information provided by other third party pricing services.



December 31, 2013

# Envelope Contents

Account Information	Number of Pages	Starting Page Number	Account Information	Number of Pages	Starting Page Number
KCWA SER 2001 REFUNDING TRUST AC 853021	2	1 of 12			
KCWA SER 2002 REFUNDING TRUST AC 853022	2	3 of 12			
KCWA SER 2012 DSR FUND 853023	2	5 of 12			
KCWA SER 2012 DEBT SERVICE FD 853024	2	7 of 12			
KCWA SER 2012 PJCT FD COI AC 853025	2	9 of 12			
KCWA DEBT SERVICE SAVINGS CIP 853026	2	11 of 12			

  
 00019513 02 MB 0.987 02 TR 00245 XBNEF806 000000  
 KENT COUNTY WATER AUTHORITY  
 FINANCE DIRECTOR  
 1072 MAIN STREET  
 WEST WARWICK RI 02893



*This Page Intentionally Blank*



**BNY MELLON**

The Bank of New York Mellon Trust Company, N.A.

019513 XBNIEF806 016437

**KENT COUNTY WATER AUTHORITY  
FINANCE DIRECTOR  
1072 MAIN STREET  
WEST WARWICK RI 02893**

### Account Statement

Statement Period 12/01/2013 Through 12/31/2013

Account 853021  
KENT COUNTY WATER AUTHORITY  
GENERAL REFUNDING REVENUE BONDS  
2012 SERIES A

**ADMINISTRATIVE CONTACT: ERIN METENY**  
525 WILLIAM PENN PLACE AIM 153-3800-38TH FL  
PITTSBURGH, PA 15259  
412-234-6247  
ERIN.MYERS1@BNYMELLON.COM

**CLIENT SERVICE MANAGER: SUSAN CALISE**  
135 SANTILLI HIGHWAY AIM 026-0018  
EVERETT, MA 02149  
617-382-5217  
SUSAN.CALISE@BNYMELLON.COM

Go Paperless. Securely access your account online to view your statements. Ask your BNY Mellon contact how we can help you access your accounts, enter your own transactions or submit an audit confirmation online. Also be sure to ask how Connect(SM), our new web-based, single sign-on platform can help you go paperless.

Visit us at [www.bnymellon.com](http://www.bnymellon.com)

### Summary of Assets Held

Asset Classification	Market Value	Cost	Accrued Income	Est Annual Income	Market Yield
No Assets Held					

### Summary of Cash Transactions

Transaction Category	Current Period			Year-to-Date	
	Income	Principal	Realized Gains/Losses	Income	Principal
OPENING BALANCE	0.00	0.00		0.00	0.00
CLOSING BALANCE	0.00	0.00	0.00	0.00	0.00

The above cash transactions summary is provided for information purposes only and may not reflect actual taxable income or deductible expenses as reportable under the Internal Revenue Code.



**BNY MELLON**

The Bank of New York Mellon Trust Company, N.A.

Statement Period 12/01/2013 Through 12/31/2013

Account 853021

KCWA SER 2001 REFUNDING TRUST AC

Cash and securities set forth on this Account Statement are held by The Bank of New York Mellon, an affiliate of The Bank of New York Mellon Trust Company, N.A. In addition, The Bank of New York Mellon Trust Company, N.A. may utilize subsidiaries and affiliates to provide services and certain products to the Account. Subsidiaries and affiliates may be compensated for their services and products.

The value of securities set forth on this Account Statement are obtained by The Bank of New York Mellon Trust Company, N.A., from its affiliate, The Bank of New York Mellon which determines such values for Global Corporate Trust on the basis of market prices and information obtained by The Bank of New York Mellon from unaffiliated third parties (including independent pricing vendors) ("third party pricing services"). The Bank of New York Mellon has not verified such market values or information and makes no assurances as to the accuracy or correctness of such market values or information or that the market values set forth on this Account Statement reflect the value of the securities that can be realized upon the sale of such securities. In addition, the market values for the securities set forth in this Account Statement may differ from the market prices and information for the same securities used by other business units of The Bank of New York Mellon Trust Company, N.A., The Bank of New York Mellon or their respective subsidiaries or affiliates based upon market prices and information received from other third party pricing services utilized by such other business units. Global Corporate Trust does not compare its market values with those used by, or reconcile different market values used by, other business units of The Bank of New York Mellon Trust Company, N.A., The Bank of New York Mellon or their respective subsidiaries or affiliates. Neither The Bank of New York Mellon Trust Company, N.A. nor The Bank of New York Mellon shall be liable for any loss, damage or expense incurred as a result of or arising from or related to the market values or information provided by third party pricing services or the differences in market prices or information provided by other third party pricing services.

6  
97710  
1 P03 s 157 509



**BNY MELLON**

The Bank of New York Mellon Trust Company, N.A.

**KENT COUNTY WATER AUTHORITY  
FINANCE DIRECTOR  
1072 MAIN STREET  
WEST WARWICK RI 02893**

### Account Statement

Statement Period 12/01/2013 Through 12/31/2013

Account 853022  
KENT COUNTY WATER AUTHORITY  
GENERAL REFUNDING REVENUE BONDS  
2012 SERIES A

**ADMINISTRATIVE CONTACT: ERIN METENY**  
525 WILLIAM PENN PLACE AIM 153-3800-38TH FL  
PITTSBURGH, PA 15259  
412-234-6247  
ERIN.MYERS1@BNYMELLON.COM

**CLIENT SERVICE MANAGER: SUSAN CALISE**  
135 SANTILLI HIGHWAY AIM 026-0018  
EVERETT, MA 02149  
617-382-5217  
SUSAN.CALISE@BNYMELLON.COM

Go Paperless. Securely access your account online to view your statements. Ask your BNY Mellon contact how we can help you access your accounts, enter your own transactions or submit an audit confirmation online. Also be sure to ask how Connect(SM), our new web-based, single sign-on platform can help you go paperless.

Visit us at [www.bnymellon.com](http://www.bnymellon.com)

### Summary of Assets Held

Asset Classification	Market Value	Cost	Accrued Income	Est Annual Income	Market Yield
No Assets Held					

### Summary of Cash Transactions

Transaction Category	Current Period			Year-to-Date	
	Income	Principal	Realized Gains/Losses	Income	Principal
OPENING BALANCE	0.00	0.00		0.00	0.00
CLOSING BALANCE	0.00	0.00	0.00	0.00	0.00

The above cash transactions summary is provided for information purposes only and may not reflect actual taxable income or deductible expenses as reportable under the Internal Revenue Code.

019513 XBNEFB06 016438





**BNY MELLON**

The Bank of New York Mellon Trust Company, N.A.

Statement Period 12/01/2013 Through 12/31/2013

Account 853022

KCWA SER 2002 REFUNDING TRUST AC

Cash and securities set forth on this Account Statement are held by The Bank of New York Mellon, an affiliate of The Bank of New York Mellon Trust Company, N.A. In addition, The Bank of New York Mellon Trust Company, N.A. may utilize subsidiaries and affiliates to provide services and certain products to the Account. Subsidiaries and affiliates may be compensated for their services and products.

The value of securities set forth on this Account Statement are obtained by The Bank of New York Mellon Trust Company, N.A., from its affiliate, The Bank of New York Mellon which determines such values for Global Corporate Trust on the basis of market prices and information obtained by The Bank of New York Mellon from unaffiliated third parties (including independent pricing vendors) ("third party pricing services"). The Bank of New York Mellon has not verified such market values or information and makes no assurances as to the accuracy or correctness of such market values or information or that the market values set forth on this Account Statement reflect the value of the securities that can be realized upon the sale of such securities. In addition, the market values for the securities set forth in this Account Statement may differ from the market prices and information for the same securities used by other business units of The Bank of New York Mellon Trust Company, N.A., The Bank of New York Mellon or their respective subsidiaries or affiliates based upon market prices and information received from other third party pricing services utilized by such other business units. Global Corporate Trust does not compare its market values with those used by, or reconcile different market values used by, other business units of The Bank of New York Mellon Trust Company, N.A., The Bank of New York Mellon or their respective subsidiaries or affiliates. Neither The Bank of New York Mellon Trust Company, N.A. nor The Bank of New York Mellon shall be liable for any loss, damage or expense incurred as a result of or arising from or related to the market values or information provided by third party pricing services or the differences in market prices or information provided by other third party pricing services.

9  
97710  
1 PDS 5 157 510

**BNY MELLON**

The Bank of New York Mellon Trust Company, N.A.

**KENT COUNTY WATER AUTHORITY**  
**FINANCE DIRECTOR**  
**1072 MAIN STREET**  
**WEST WARWICK RI 02893**

Go Paperless. Securely access your account online to view your statements. Ask your BNY Mellon contact how we can help you access your accounts, enter your own transactions or submit an audit confirmation online. Also be sure to ask how Connect(SM), our new web-based, single sign-on platform can help you go paperless.

Visit us at [www.bnymellon.com](http://www.bnymellon.com)

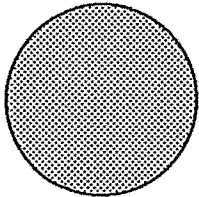
**Account Statement**

Statement Period 12/01/2013 Through 12/31/2013

Account 853023  
 KENT COUNTY WATER AUTHORITY  
 GENERAL REFUNDING REVENUE BONDS  
 2012 SERIES A

**ADMINISTRATIVE CONTACT: ERIN METENY**  
 525 WILLIAM PENN PLACE AIM 153-3800-38TH FL  
 PITTSBURGH, PA 15259  
 412-234-6247  
 ERIN.MYERS1@BNYMELLON.COM

**CLIENT SERVICE MANAGER: SUSAN CALISE**  
 135 SANTILLI HIGHWAY AIM 026-0018  
 EVERETT, MA 02149  
 617-382-5217  
 SUSAN.CALISE@BNYMELLON.COM

**Account Overview**

Percent of all Investments	Asset Classification	Market Value
100%	CASH AND SHORT TERM	1,774,686.88
100%	TOTAL OF ALL INVESTMENTS	1,774,686.88

**Summary of Assets Held**

Asset Classification	Market Value	Cost	Accrued Income	Est Annual Income	Market Yield
CASH AND SHORT TERM	1,774,686.88	1,754,490.75	0.00	39,587.58	2.23%
ACCOUNT TOTALS	1,774,686.88	1,754,490.75	0.00	39,587.58	2.23%

**Summary of Cash Transactions**

Transaction Category	Current Period			Year-to-Date	
	Income	Principal	Realized Gains/Losses	Income	Principal
OPENING BALANCE	0.00	0.00		0.00	0.00
DIVIDENDS	5.70	0.00	0.00	70.07	0.00
INTEREST	0.00	0.00	0.00	25,396.31	0.00
SALES AND REDEMPTIONS	0.00	0.00	0.00	0.00	4,266,155.27
OTHER CASH ADDITIONS	0.00	5.70	0.00	0.00	25,466.56
OTHER CASH RECEIPTS	0.00	0.00	0.00	0.18	0.00
PAYMENTS AND WITHDRAWALS	5.70 -	0.00	0.00	25,466.56 -	0.18 -
PURCHASES	0.00	5.70 -	0.00	0.00	4,291,621.65 -
CLOSING BALANCE	0.00	0.00	0.00	0.00	0.00

The above cash transactions summary is provided for information purposes only and may not reflect actual taxable income or deductible expenses as reportable under the Internal Revenue Code.

019513 XBNEFB06 016439



BNY MELLON

The Bank of New York Mellon Trust Company, N.A.

Statement Period 12/01/2013 Through 12/31/2013

Account 853023

KCWA SER 2012 DSR FUND

### Statement of Assets Held

Shares / Par Value	Asset Description	Market Price Average Cost	Market Value Cost	Accrued Income Est Annual Income	Market Yield
<b>CASH AND SHORT TERM</b>					
691,702.050	FIDELITY INSTL M MKT GOVT #57 CLASS 1 CUSIP: S99992780	1.00000	691,702.05	0.00	0.00%
1,082,987.000	UNITED STATES TREAS BILLS CUSIP: 912796AQ2 MATURITY DATE: 01/09/2014 RATE: 0.00%	99.99980 98.13495	1,082,984.83 1,062,788.70	69.17 0.00 -39,518.41	3.64%
<b>Total CASH AND SHORT TERM</b>			<b>1,774,686.88</b>	<b>0.00</b>	<b>2.23%</b>
			<b>1,754,490.75</b>	<b>39,587.58</b>	

### ACCOUNT TOTALS

Total Market Value Plus Total Accrued Income 1,774,686.88

<b>1,774,686.88</b>	<b>0.00</b>	<b>2.23%</b>
<b>1,754,490.75</b>	<b>39,587.58</b>	

### Statement of Transactions

Transaction Date	Transaction Description	Income	Principal	Cost	Realized Gains/Losses
12/01/13	OPENING BALANCE	0.00	0.00	1,754,485.05	
12/03/13	Purchase FIDELITY INSTL M MKT GOVT #57 CLASS 1 5.70 SHARES	0.00	5.70 -	5.70	0.00
12/03/13	Dividend FIDELITY INSTL M MKT GOVT #57 CLASS 1 DIVIDEND	5.70	0.00	0.00	0.00
12/03/13	Cash Debit TRANSFERRED TO ACCOUNT 853023 FF	5.70 -	0.00	0.00	0.00
12/03/13	Cash Credit TRANSFERRED FROM ACCOUNT 853023 FF	0.00	5.70	0.00	0.00
12/03/13	DAILY ENDING BALANCE	0.00	0.00	1,754,490.75	0.00
12/31/13	CLOSING BALANCE	0.00	0.00	1,754,490.75	0.00

Cumulative realized capital gain and loss position from 12/31/2012 for securities held in principal of account:

Short Term:	0.00 *	Long Term:	0.00 *
-------------	--------	------------	--------

\* The above gain and loss position does not include transactions where tax cost information is incomplete or unavailable.

Cash and securities set forth on this Account Statement are held by The Bank of New York Mellon, an affiliate of The Bank of New York Mellon Trust Company, N.A. In addition, The Bank of New York Mellon Trust Company, N.A. may utilize subsidiaries and affiliates to provide services and certain products to the Account. Subsidiaries and affiliates may be compensated for their services and products.

The value of securities set forth on this Account Statement are obtained by The Bank of New York Mellon Trust Company, N.A., from its affiliate, The Bank of New York Mellon which determines such values for Global Corporate Trust on the basis of market prices and information obtained by The Bank of New York Mellon from unaffiliated third parties (including independent pricing vendors) ("third party pricing services"). The Bank of New York Mellon has not verified such market values or information and makes no assurances as to the accuracy or correctness of such market values or information or that the market values set forth on this Account Statement reflect the value of the securities that can be realized upon the sale of such securities. In addition, the market values for the securities set forth in this Account Statement may differ from the market prices and information for the same securities used by other business units of The Bank of New York Mellon Trust Company, N.A., The Bank of New York Mellon or their respective subsidiaries or affiliates based upon market prices and information received from other third party pricing services utilized by such other business units. Global Corporate Trust does not compare its market values with those used by, or reconcile different market values used by, other business units of The Bank of New York Mellon Trust Company, N.A., The Bank of New York Mellon or their respective subsidiaries or affiliates. Neither The Bank of New York Mellon Trust Company, N.A. nor The Bank of New York Mellon shall be liable for any loss, damage or expense incurred as a result of or arising from or related to the market values or information provided by third party pricing services or the differences in market prices or information provided by other third party pricing services.

97710  
1P03 S 157311



**BNY MELLON**

The Bank of New York Mellon Trust Company, N.A.

**KENT COUNTY WATER AUTHORITY  
FINANCE DIRECTOR  
1072 MAIN STREET  
WEST WARWICK RI 02893**

### Account Statement

Statement Period 12/01/2013 Through 12/31/2013

Account 853024  
KENT COUNTY WATER AUTHORITY  
GENERAL REFUNDING REVENUE BONDS  
2012 SERIES A

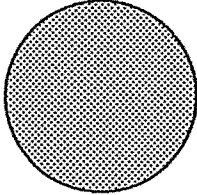
**ADMINISTRATIVE CONTACT: ERIN METENY**  
525 WILLIAM PENN PLACE AIM 153-3800-38TH FL  
PITTSBURGH, PA 15259  
412-234-6247  
ERIN.MYERS1@BNYMELLON.COM

**CLIENT SERVICE MANAGER: SUSAN CALISE**  
135 SANTILLI HIGHWAY AIM 026-0018  
EVERETT, MA 02149  
617-382-5217  
SUSAN.CALISE@BNYMELLON.COM

Go Paperless. Securely access your account online to view your statements. Ask your BNY Mellon contact how we can help you access your accounts, enter your own transactions or submit an audit confirmation online. Also be sure to ask how Connect(SM), our new web-based, single sign-on platform can help you go paperless.

Visit us at [www.bnymellon.com](http://www.bnymellon.com)

### Account Overview



Percent of all Investments	Asset Classification	Market Value
100%	CASH AND SHORT TERM	1,088,355.29
100%	<b>TOTAL OF ALL INVESTMENTS</b>	<b>1,088,355.29</b>

### Summary of Assets Held

Asset Classification	Market Value	Cost	Accrued Income	Est Annual Income	Market Yield
CASH AND SHORT TERM	1,088,355.29	1,088,355.29	0.00	108.84	0.01%
<b>ACCOUNT TOTALS</b>	<b>1,088,355.29</b>	<b>1,088,355.29</b>	<b>0.00</b>	<b>108.84</b>	<b>0.01%</b>

### Summary of Cash Transactions

Transaction Category	Current Period			Year-to-Date	
	Income	Principal	Realized Gains/Losses	Income	Principal
OPENING BALANCE	0.00	0.00		0.00	0.00
DIVIDENDS	6.00	0.00	0.00	89.57	0.00
SALES AND REDEMPTIONS	0.00	0.00	0.00	0.00	2,169,581.12
OTHER CASH ADDITIONS	0.00	362,756.00	0.00	0.00	2,173,130.26
OTHER CASH RECEIPTS	0.00	0.00	0.00	0.29	0.00
PAYMENTS AND WITHDRAWALS	6.00 -	0.00	0.00	89.86 -	2,169,581.12 -
PURCHASES	0.00	362,756.00 -	0.00	0.00	2,173,130.26 -
<b>CLOSING BALANCE</b>	<b>0.00</b>	<b>0.00</b>	<b>0.00</b>	<b>0.00</b>	<b>0.00</b>

The above cash transactions summary is provided for information purposes only and may not reflect actual taxable income or deductible expenses as reportable under the Internal Revenue Code.



BNY MELLON

The Bank of New York Mellon Trust Company, N.A.

Statement Period 12/01/2013 Through 12/31/2013

Account 853024

KCWA SER 2012 DEBT SERVICE FD

### Statement of Assets Held

Shares / Par Value	Asset Description	Market Price Average Cost	Market Value Cost	Accrued Income Est Annual Income	Market Yield
<b>CASH AND SHORT TERM</b>					
1,088,355.290	FIDELITY INSTL M MKT GOVT #57 CLASS 1 CUSIP: S99992780	1.00000 1.00000	1,088,355.29 1,088,355.29	0.00 108.84	0.01% 0.01%
<b>Total CASH AND SHORT TERM</b>			<b>1,088,355.29</b>	<b>108.84</b>	<b>0.01%</b>
<b>ACCOUNT TOTALS</b>			<b>1,088,355.29</b>	<b>108.84</b>	<b>0.01%</b>
Total Market Value Plus Total Accrued Income 1,088,355.29					

### Statement of Transactions

Transaction Date	Transaction Description	Income	Principal	Cost	Realized Gains/Losses
12/01/13	OPENING BALANCE	0.00	0.00	725,599.29	
12/03/13	Purchase FIDELITY INSTL M MKT GOVT #57 CLASS 1 181,381.00 SHARES	0.00	181,381.00 -	181,381.00	0.00
12/03/13	Dividend FIDELITY INSTL M MKT GOVT #57 CLASS 1 DIVIDEND	6.00	0.00	0.00	0.00
12/03/13	Cash Credit MONTHLY DEPOSIT FROM REVENUE A/C 112600 OF FUNDS NECESSARY TO COVER MONTHLY LOAN PAYMENT OBLIGATION ON SERIES 2012 BONDS TRNIIJ1312032464700	0.00	181,375.00	0.00	0.00
12/03/13	Cash Debit TRANSFERRED TO ACCOUNT 853024 FF	6.00 -	0.00	0.00	0.00
12/03/13	Cash Credit TRANSFERRED FROM ACCOUNT 853024 FF	0.00	6.00	0.00	0.00
12/03/13	DAILY ENDING BALANCE	0.00	0.00	906,980.29	0.00
12/30/13	Purchase FIDELITY INSTL M MKT GOVT #57 CLASS 1 181,375.00 SHARES	0.00	181,375.00 -	181,375.00	0.00
12/30/13	Cash Credit MONTHLY DEPOSIT FROM REVENUE A/C 112600 OF FUNDS NECESSARY TO COVER MONTHLY LOAN PAYMENT OBLIGATION ON SERIES 2012 BONDS TRNIIJ1312301529200	0.00	181,375.00	0.00	0.00
12/30/13	DAILY ENDING BALANCE	0.00	0.00	1,088,355.29	0.00
12/31/13	CLOSING BALANCE	0.00	0.00	1,088,355.29	0.00

Cumulative realized capital gain and loss position from 12/31/2012 for securities held in principal of account:

Short Term: 0.00 \* Long Term: 0.00 \*

\* The above gain and loss position does not include transactions where tax cost information is incomplete or unavailable.

Cash and securities set forth on this Account Statement are held by The Bank of New York Mellon, an affiliate of The Bank of New York Mellon Trust Company, N.A. In addition, The Bank of New York Mellon Trust Company, N.A. may utilize subsidiaries and affiliates to provide services and certain products to the Account. Subsidiaries and affiliates may be compensated for their services and products.

The value of securities set forth on this Account Statement are obtained by The Bank of New York Mellon Trust Company, N.A., from its affiliate, The Bank of New York Mellon which determines such values for Global Corporate Trust on the basis of market prices and information obtained by The Bank of New York Mellon from unaffiliated third parties (including independent pricing vendors) ("third party pricing services"). The Bank of New York Mellon has not verified such market values or information and makes no assurances as to the accuracy or correctness of such market values or information or that the market values set forth on this Account Statement reflect the value of the securities that can be realized upon the sale of such securities. In addition, the market values for the securities set forth in this Account Statement may differ from the market prices and information for the same securities used by other business units of The Bank of New York Mellon Trust Company, N.A., The Bank of New York Mellon or their respective subsidiaries or affiliates based upon market prices and information received from other third party pricing services utilized by such other business units. Global Corporate Trust does not compare its market values with those used by, or reconcile different market values used by, other business units of The Bank of New York Mellon Trust Company, N.A., The Bank of New York Mellon or their respective subsidiaries or affiliates. Neither The Bank of New York Mellon Trust Company, N.A. nor The Bank of New York Mellon shall be liable for any loss, damage or expense incurred as a result of or arising from or related to the market values or information provided by third party pricing services or the differences in market prices or information provided by other third party pricing services.

97710  
1 P09 5 157 512



**BNY MELLON**

The Bank of New York Mellon Trust Company, N.A.

**KENT COUNTY WATER AUTHORITY  
FINANCE DIRECTOR  
1072 MAIN STREET  
WEST WARWICK RI 02893**

### Account Statement

Statement Period 12/01/2013 Through 12/31/2013

Account 853025  
KENT COUNTY WATER AUTHORITY  
GENERAL REFUNDING REVENUE BONDS  
2012 SERIES A

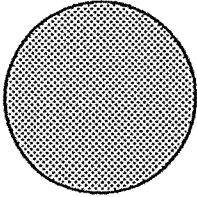
**ADMINISTRATIVE CONTACT: ERIN METENY**  
525 WILLIAM PENN PLACE AIM 153-3800-38TH FL  
PITTSBURGH, PA 15259  
412-234-6247  
ERIN.MYERS1@BNYMELLON.COM

**CLIENT SERVICE MANAGER: SUSAN CALISE**  
135 SANTILLI HIGHWAY AIM 026-0018  
EVERETT, MA 02149  
617-382-5217  
SUSAN.CALISE@BNYMELLON.COM

Go Paperless. Securely access your account online to view your statements. Ask your BNY Mellon contact how we can help you access your accounts, enter your own transactions or submit an audit confirmation online. Also be sure to ask how Connect(SM), our new web-based, single sign-on platform can help you go paperless.

Visit us at [www.bnymellon.com](http://www.bnymellon.com)

### Account Overview



Percent of all Investments	Asset Classification	Market Value
100%	CASH AND SHORT TERM	2,467,936.79
100%	TOTAL OF ALL INVESTMENTS	2,467,936.79

### Summary of Assets Held

Asset Classification	Market Value	Cost	Accrued Income	Est Annual Income	Market Yield
CASH AND SHORT TERM	2,467,936.79	2,467,936.79	0.00	246.79	0.00%
<b>ACCOUNT TOTALS</b>	<b>2,467,936.79</b>	<b>2,467,936.79</b>	<b>0.00</b>	<b>246.79</b>	<b>0.00%</b>

### Summary of Cash Transactions

Transaction Category	Current Period			Year-to-Date	
	Income	Principal	Realized Gains/Losses	Income	Principal
OPENING BALANCE	0.00	0.00		0.00	0.00
DIVIDENDS	20.33	0.00	0.00	308.89	0.00
SALES AND REDEMPTIONS	0.00	0.00	0.00	0.00	2,174,992.12
OTHER CASH ADDITIONS	0.00	20.33	0.00	0.00	310.16
OTHER CASH RECEIPTS	0.00	0.00	0.00	1.27	0.00
PAYMENTS AND WITHDRAWALS	20.33 -	0.00	0.00	310.16 -	2,175,018.11 -
PURCHASES	0.00	20.33 -	0.00	0.00	284.17 -
<b>CLOSING BALANCE</b>	<b>0.00</b>	<b>0.00</b>	<b>0.00</b>	<b>0.00</b>	<b>0.00</b>

The above cash transactions summary is provided for information purposes only and may not reflect actual taxable income or deductible expenses as reportable under the Internal Revenue Code.

019513 XBNEFB06 016441

019513 XBNEFB06 016441



BNY MELLON

The Bank of New York Mellon Trust Company, N.A.

Statement Period 12/01/2013 Through 12/31/2013

Account 853025

KCWA SER 2012 PJCT FD COI AC

### Statement of Assets Held

Shares / Par Value	Asset Description	Market Price Average Cost	Market Value Cost	Accrued Income Est Annual Income	Market Yield
<b>CASH AND SHORT TERM</b>					
2,467,936.790	FIDELITY INSTL M MKT GOVT #57 CLASS 1	1.00000	2,467,936.79	0.00	0.00%
	CUSIP: S99992780	1.00000	2,467,936.79	246.79	
<b>Total CASH AND SHORT TERM</b>			<b>2,467,936.79</b>	<b>0.00</b>	<b>0.00%</b>
			<b>2,467,936.79</b>	<b>246.79</b>	
<b>ACCOUNT TOTALS</b>			<b>2,467,936.79</b>	<b>0.00</b>	<b>0.00%</b>
			<b>2,467,936.79</b>	<b>246.79</b>	

Total Market Value Plus Total Accrued Income 2,467,936.79

### Statement of Transactions

Transaction Date	Transaction Description	Income	Principal	Cost	Realized Gains/Losses
12/01/13	OPENING BALANCE	0.00	0.00	2,467,916.46	
12/03/13	Purchase FIDELITY INSTL M MKT GOVT #57 CLASS 1 20.33 SHARES	0.00	20.33 -	20.33	0.00
12/03/13	Dividend FIDELITY INSTL M MKT GOVT #57 CLASS 1 DIVIDEND	20.33	0.00	0.00	0.00
12/03/13	Cash Debit TRANSFERRED TO ACCOUNT 853025 FF	20.33 -	0.00	0.00	0.00
12/03/13	Cash Credit TRANSFERRED FROM ACCOUNT 853025 FF	0.00	20.33	0.00	0.00
12/03/13	DAILY ENDING BALANCE	0.00	0.00	2,467,936.79	0.00
12/31/13	CLOSING BALANCE	0.00	0.00	2,467,936.79	0.00

Cumulative realized capital gain and loss position from 12/31/2012 for securities held in principal of account:

Short Term: 0.00 \* Long Term: 0.00 \*

\* The above gain and loss position does not include transactions where tax cost information is incomplete or unavailable.

Cash and securities set forth on this Account Statement are held by The Bank of New York Mellon, an affiliate of The Bank of New York Mellon Trust Company, N.A. In addition, The Bank of New York Mellon Trust Company, N.A. may utilize subsidiaries and affiliates to provide services and certain products to the Account. Subsidiaries and affiliates may be compensated for their services and products.

The value of securities set forth on this Account Statement are obtained by The Bank of New York Mellon Trust Company, N.A., from its affiliate, The Bank of New York Mellon which determines such values for Global Corporate Trust on the basis of market prices and information obtained by The Bank of New York Mellon from unaffiliated third parties (including independent pricing vendors) ("third party pricing services"). The Bank of New York Mellon has not verified such market values or information and makes no assurances as to the accuracy or correctness of such market values or information or that the market values set forth on this Account Statement reflect the value of the securities that can be realized upon the sale of such securities. In addition, the market values for the securities set forth in this Account Statement may differ from the market prices and information for the same securities used by other business units of The Bank of New York Mellon Trust Company, N.A., The Bank of New York Mellon or their respective subsidiaries or affiliates based upon market prices and information received from other third party pricing services utilized by such other business units. Global Corporate Trust does not compare its market values with those used by, or reconcile different market values used by, other business units of The Bank of New York Mellon Trust Company, N.A., The Bank of New York Mellon or their respective subsidiaries or affiliates. Neither The Bank of New York Mellon Trust Company, N.A. nor The Bank of New York Mellon shall be liable for any loss, damage or expense incurred as a result of or arising from or related to the market values or information provided by third party pricing services or the differences in market prices or information provided by other third party pricing services.



# BNY MELLON

The Bank of New York Mellon Trust Company, N.A.

**KENT COUNTY WATER AUTHORITY**  
FINANCE DIRECTOR  
1072 MAIN STREET  
WEST WARWICK RI 02893

## Account Statement

Statement Period 12/01/2013 Through 12/31/2013

Account 853026  
KENT COUNTY WATER AUTHORITY  
GENERAL REFUNDING REVENUE BONDS  
DEBT SERVICE SAVINGS ACCOUNT FOR CIP

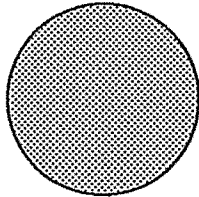
**ADMINISTRATIVE CONTACT: ERIN METENY**  
525 WILLIAM PENN PLACE AIM 153-3800-38TH FL  
PITTSBURGH, PA 15259  
412-234-6247  
ERIN.MYERS1@BNYMELLON.COM

**CLIENT SERVICE MANAGER: SUSAN CALISE**  
135 SANTILLI HIGHWAY AIM 026-0018  
EVERETT, MA 02149  
617-382-5217  
SUSAN.CALISE@BNYMELLON.COM

Go Paperless. Securely access your account online to view your statements. Ask your BNY Mellon contact how we can help you access your accounts, enter your own transactions or submit an audit confirmation online. Also be sure to ask how Connect(SM), our new web-based, single sign-on platform can help you go paperless.

Visit us at [www.bnymellon.com](http://www.bnymellon.com)

## Account Overview



Percent of all Investments	Asset Classification	Market Value
100%	CASH AND SHORT TERM	544,359.15
100%	TOTAL OF ALL INVESTMENTS	544,359.15

## Summary of Assets Held

Asset Classification	Market Value	Cost	Accrued Income	Est Annual Income	Market Yield
CASH AND SHORT TERM	544,359.15	544,359.15	0.00	54.44	0.01%
<b>ACCOUNT TOTALS</b>	<b>544,359.15</b>	<b>544,359.15</b>	<b>0.00</b>	<b>54.44</b>	<b>0.01%</b>

## Summary of Cash Transactions

Transaction Category	Current Period			Year-to-Date	
	Income	Principal	Realized Gains/Losses	Income	Principal
OPENING BALANCE	0.00	0.00		0.00	0.00
DIVIDENDS	3.67	0.00	0.00	15.15	0.00
OTHER CASH ADDITIONS	0.00	90,727.67	0.00	0.00	544,359.15
PAYMENTS AND WITHDRAWALS	3.67 -	0.00	0.00	15.15 -	0.00
PURCHASES	0.00	90,727.67 -	0.00	0.00	544,359.15 -
<b>CLOSING BALANCE</b>	<b>0.00</b>	<b>0.00</b>	<b>0.00</b>	<b>0.00</b>	<b>0.00</b>

The above cash transactions summary is provided for information purposes only and may not reflect actual taxable income or deductible expenses as reportable under the Internal Revenue Code.



**Statement of Assets Held**

Shares / Par Value	Asset Description	Market Price Average Cost	Market Value Cost	Accrued Income Est Annual Income	Market Yield
<b>CASH AND SHORT TERM</b>					
544,359.150	FIDELITY INSTL M MKT GOVT #57 CLASS 1 CUSIP: S99992780	1.00000	544,359.15	0.00	0.01%
		1.00000	544,359.15	54.44	
<b>Total CASH AND SHORT TERM</b>			<b>544,359.15</b>	<b>0.00</b>	<b>0.01%</b>
			<b>544,359.15</b>	<b>54.44</b>	
<b>ACCOUNT TOTALS</b>			<b>544,359.15</b>	<b>0.00</b>	<b>0.01%</b>
			<b>544,359.15</b>	<b>54.44</b>	

Total Market Value Plus Total Accrued Income 544,359.15

**Statement of Transactions**

Transaction Date	Transaction Description	Income	Principal	Cost	Realized Gains/Losses
12/01/13	OPENING BALANCE	0.00	0.00	453,631.48	
12/03/13	Purchase FIDELITY INSTL M MKT GOVT #57 CLASS 1 45,365.67 SHARES	0.00	45,365.67 -	45,365.67	0.00
12/03/13	Dividend FIDELITY INSTL M MKT GOVT #57 CLASS 1 DIVIDEND	3.67	0.00	0.00	0.00
12/03/13	Cash Credit MONTHLY DEPOSIT FROM REVENUE A/C 112600 OF FUNDS NECESSARY TO COVER MONTHLY LOAN PAYMENT OBLIGATION ON SERIES 2012 BONDS TRNIIJ1312032464900	0.00	45,362.00	0.00	0.00
12/03/13	Cash Debit TRANSFERRED TO ACCOUNT 853026 FF	3.67 -	0.00	0.00	0.00
12/03/13	Cash Credit TRANSFERRED FROM ACCOUNT 853026 FF	0.00	3.67	0.00	0.00
12/03/13	DAILY ENDING BALANCE	0.00	0.00	498,997.15	0.00
12/30/13	Purchase FIDELITY INSTL M MKT GOVT #57 CLASS 1 45,362.00 SHARES	0.00	45,362.00 -	45,362.00	0.00
12/30/13	Cash Credit MONTHLY DEPOSIT FROM REVENUE A/C 112600 OF FUNDS NECESSARY TO COVER MONTHLY LOAN PAYMENT OBLIGATION ON SERIES 2012 BONDS TRNIIJ1312301529400	0.00	45,362.00	0.00	0.00
12/30/13	DAILY ENDING BALANCE	0.00	0.00	544,359.15	0.00
12/31/13	CLOSING BALANCE	0.00	0.00	544,359.15	0.00

Cumulative realized capital gain and loss position from 12/31/2012 for securities held in principal of account:

Short Term: 0.00 \* Long Term: 0.00 \*

\* The above gain and loss position does not include transactions where tax cost information is incomplete or unavailable.

Cash and securities set forth on this Account Statement are held by The Bank of New York Mellon, an affiliate of The Bank of New York Mellon Trust Company, N.A. In addition, The Bank of New York Mellon Trust Company, N.A. may utilize subsidiaries and affiliates to provide services and certain products to the Account. Subsidiaries and affiliates may be compensated for their services and products.

The value of securities set forth on this Account Statement are obtained by The Bank of New York Mellon Trust Company, N.A., from its affiliate, The Bank of New York Mellon which determines such values for Global Corporate Trust on the basis of market prices and information obtained by The Bank of New York Mellon from unaffiliated third parties (including independent pricing vendors) ("third party pricing services"). The Bank of New York Mellon has not verified such market values or information and makes no assurances as to the accuracy or correctness of such market values or information or that the market values set forth on this Account Statement reflect the value of the securities that can be realized upon the sale of such securities. In addition, the market values for the securities set forth in this Account Statement may differ from the market prices and information for the same securities used by other business units of The Bank of New York Mellon Trust Company, N.A., The Bank of New York Mellon or their respective subsidiaries or affiliates based upon market prices and information received from other third party pricing services utilized by such other business units. Global Corporate Trust does not compare its market values with those used by, or reconcile different market values used by, other business units of The Bank of New York Mellon Trust Company, N.A., The Bank of New York Mellon or their respective subsidiaries or affiliates. Neither The Bank of New York Mellon Trust Company, N.A. nor The Bank of New York Mellon shall be liable for any loss, damage or expense incurred as a result of or arising from or related to the market values or information provided by third party pricing services or the differences in market prices or information provided by other third party pricing services.

97710  
1 PDS 5 157 514




December 31, 2013

BNY MELLON

Envelope Contents

Account Information	Number of Pages	Starting Page Number	Account Information	Number of Pages	Starting Page Number
KCWA GENERAL REVENUE ACCOUNT 112600	4	1 of 26	KCWA SER 2004A DEBT SERVICE FD 112612	2	23 of 26
KCWA OPERATING REVENUE ALLOWANCE 112601	2	5 of 26	KCWA SER 2004A DEBT SERV RESRV 112613	2	25 of 26
KCWA GEN OP & MAINT ACCT 112602	4	7 of 26			
KCWA GEN REN & REP RESV ACCT 112603	2	11 of 26			
KCWA GENERAL RENEWAL AND REPLACEMENT AC 112604	4	13 of 26			
KCWA INFRASTRUCTURE ACCT 112605	4	17 of 26			
KCWA OPER & MAIN RESERVE ACCT 112606	2	21 of 26			

  
 00019514 04 MB 1.337 04 TR 00245 XBNEF806 000000  
 KENT COUNTY WATER AUTHORITY  
 FINANCE DIRECTOR  
 1072 MAIN ST  
 WEST WARWICK RI 02893-3724

*This Page Intentionally Blank*



# BNY MELLON

The Bank of New York Mellon Trust Company, N.A.

**KENT COUNTY WATER AUTHORITY**  
FINANCE DIRECTOR  
1072 MAIN ST  
WEST WARWICK RI 02893-3724

## Account Statement

Statement Period 12/01/2013 Through 12/31/2013

Account 112600  
KCWA GENERAL REVENUE ACCOUNT

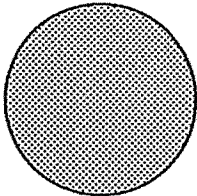
**ADMINISTRATIVE CONTACT: ERIN METENY**  
525 WILLIAM PENN PLACE AIM 153-3800-38TH FL  
PITTSBURGH, PA 15259  
412-234-6247  
ERIN.MYERS1@BNYMELLON.COM

**CLIENT SERVICE MANAGER: SUSAN CALISE**  
135 SANTILLI HIGHWAY AIM 026-0018  
EVERETT, MA 02149  
617-382-5217  
SUSAN.CALISE@BNYMELLON.COM

Go Paperless. Securely access your account online to view your statements. Ask your BNY Mellon contact how we can help you access your accounts, enter your own transactions or submit an audit confirmation online. Also be sure to ask how Connect(SM), our new web-based, single sign-on platform can help you go paperless.

Visit us at [www.bnymellon.com](http://www.bnymellon.com)

## Account Overview



Percent of all Investments	Asset Classification	Market Value
100%	CASH AND SHORT TERM	1,998,781.63
100%	TOTAL OF ALL INVESTMENTS	1,998,781.63

## Summary of Assets Held

Asset Classification	Market Value	Cost	Accrued Income	Est Annual Income	Market Yield
CASH AND SHORT TERM	1,998,781.63	1,998,781.63	0.00	199.88	0.01%
ACCOUNT TOTALS	1,998,781.63	1,998,781.63	0.00	199.88	0.01%

## Summary of Cash Transactions

Transaction Category	Current Period			Year-to-Date	
	Income	Principal	Realized Gains/Losses	Income	Principal
OPENING BALANCE	0.00	0.00		0.00	0.00
DIVIDENDS	18.73	0.00	0.00	168.51	0.00
SALES AND REDEMPTIONS	0.00	2,259,170.28	0.00	0.00	18,055,533.38
OTHER CASH ADDITIONS	0.00	1,559,886.06	0.00	0.00	21,299,847.88
OTHER CASH RECEIPTS	0.00	0.00	0.00	0.58	0.00
PAYMENTS AND WITHDRAWALS	18.73 -	2,603,102.72 -	0.00	169.09 -	21,412,118.63 -
PURCHASES	0.00	1,215,953.62 -	0.00	0.00	17,943,262.63 -
CLOSING BALANCE	0.00	0.00	0.00	0.00	0.00

The above cash transactions summary is provided for information purposes only and may not reflect actual taxable income or deductible expenses as reportable under the Internal Revenue Code.

019514 XBNEF806 016444



BNY MELLON

The Bank of New York Mellon Trust Company, N.A.

Statement Period 12/01/2013 Through 12/31/2013

Account 112600

KCWA GENERAL REVENUE ACCOUNT

### Statement of Assets Held

Shares / Par Value	Asset Description	Market Price Average Cost	Market Value Cost	Accrued Income Est Annual Income	Market Yield
<b>CASH AND SHORT TERM</b>					
1,998,781.630	FIDELITY INSTL M MKT GOVT #57 CLASS 1 CUSIP: S99992780	1.00000	1,998,781.63	0.00	0.01%
		1.00000	1,998,781.63	199.88	
<b>Total CASH AND SHORT TERM</b>			<b>1,998,781.63</b>	<b>0.00</b>	<b>0.01%</b>
			<b>1,998,781.63</b>	<b>199.88</b>	
<b>ACCOUNT TOTALS</b>					
			<b>1,998,781.63</b>	<b>0.00</b>	<b>0.01%</b>
			<b>1,998,781.63</b>	<b>199.88</b>	
Total Market Value Plus Total Accrued Income 1,998,781.63					

### Statement of Transactions

Transaction Date	Transaction Description	Income	Principal	Cost	Realized Gains/Losses
12/01/13	OPENING BALANCE	0.00	0.00	3,041,998.29	
12/03/13	Sale FIDELITY INSTL M MKT GOVT #57 CLASS 1 801,532.30 SHARES	0.00	801,532.30	801,532.30 -	0.00
12/03/13	Dividend FIDELITY INSTL M MKT GOVT #57 CLASS 1 DIVIDEND	18.73	0.00	0.00	0.00
12/03/13	Cash Debit MONTHLY TRF FROM REV A/C 112600 TO KCWA R&R ACCT 112604 OF FDS REQ. TO COVER APPROVED BUDGET EXP WITH RESPECT TO R&R. TRNIIJ1312032464000	0.00	8,333.33 -	0.00	0.00
12/03/13	Cash Debit MONTHLY TRF FROM REV A/C 112600 TO KCWA INFRASTRUCTURE ACCT 112605 OF FDS FOR APPROVED BUDGET EXP RE. INFRASTRUCTURE.. TRNIIJ1312032464200	0.00	450,000.00 -	0.00	0.00
12/03/13	Cash Debit MONTHLY TRF FROM REV A/C 112600 TO KCWA 2004 DS FUND OF FUNDS REQ FOR MONTHLY PMT ON SERIES 2004 BONDS. TRNIIJ1312032464400	0.00	92,176.04 -	0.00	0.00
12/03/13	Cash Debit MONTHLY TRF FROM REV A/C 112600 TO KCWA 2012 DS FUND OF FUNDS REQ FOR MONTHLY PMT ON SERIES 2012 BONDS. TRNIIJ1312032464600	0.00	181,375.00 -	0.00	0.00
12/03/13	Cash Debit MONTHLY TRF FROM REV A/C 112600 TO KCWA 2012 DS SAVE OF FUNDS REQ FOR MONTHLY PMT ON SERIES 2012 BONDS. TRNIIJ1312032464800	0.00	45,362.00 -	0.00	0.00
12/03/13	Cash Debit MONTHLY TRF FROM REV A/C 112600 TO KCWA GENERAL FUND OF FUNDS REQ FOR OPERATING REVENUE ALLOWANCE RESTRICTED TRNIIJ1312032465000	0.00	24,304.66 -	0.00	0.00
12/03/13	Cash Debit TRANSFERRED TO ACCOUNT 112600 FF	18.73 -	0.00	0.00	0.00
12/03/13	Cash Credit TRANSFERRED FROM ACCOUNT 112600 FF	0.00	18.73	0.00	0.00
12/03/13	Cash Credit TRANSFERRED FROM ACCOUNT 112613 FF	0.00	0.06	0.00	0.00
12/03/13	DAILY ENDING BALANCE	0.00	0.06	2,240,465.99	0.00
12/04/13	Sale FIDELITY INSTL M MKT GOVT #57 CLASS 1 590,691.18 SHARES	0.00	590,691.18	590,691.18 -	0.00
12/04/13	Cash Debit TRANSFER TO 112602 OP + MAINT ACCT. PAYMENT OF OP + MAINT REQ DATED 12/04/13 KCWA GENERAL FUND.	0.00	934,604.89 -	0.00	0.00

9/27/10  
1PD3 s. 157,495



BNY MELLON

The Bank of New York Mellon Trust Company, N.A.

Statement Period 12/01/2013 Through 12/31/2013

Account 112600

KCWA GENERAL REVENUE ACCOUNT

### Statement of Transactions - Continued

019514 XBENEF805 016445

Transaction Date	Transaction Description	Income	Principal	Cost	Realized Gains/Losses
12/04/13	TRNIJ1312041628100 Cash Credit WIRE RECEIVED FROM /009364950577 KENT COUNTY WATER AUTHORITY PO BOX 192 WEST WARWICK, RI 02893-0192 FFC ACCT 112600 /BNF/DGLA111565 BANK OF NEW YORK ME //LLON TRNFDF1312041425200 CRNO/B BK AMER NYC IMAD: 20131204B6B7HU2R007859	0.00	343,913.65	0.00	0.00
12/04/13	DAILY ENDING BALANCE	0.00	0.00	1,649,774.81	0.00
12/11/13	Purchase FIDELITY INSTL M MKT GOVT #57 CLASS 1 335,538.19 SHARES	0.00	335,538.19 -	335,538.19	0.00
12/11/13	Cash Credit WIRE RECEIVED FROM /009364950577 KENT COUNTY WATER AUTHORITY PO BOX 192 WEST WARWICK, RI 02893-0192 FFC TRUST A/C 112600 /BNF/DGLA111565 KENT COUNTY WATER // AUTHORITY TRNFDF1312111626600 CRNO/B BK AMER NYC IMAD: 20131211B6B7HU4R007488	0.00	335,538.19	0.00	0.00
12/11/13	DAILY ENDING BALANCE	0.00	0.00	1,985,313.00	0.00
12/18/13	Purchase FIDELITY INSTL M MKT GOVT #57 CLASS 1 439,850.91 SHARES	0.00	439,850.91 -	439,850.91	0.00
12/18/13	Cash Credit WIRE RECEIVED FROM /009364950577 KENT COUNTY WATER AUTHORITY PO BOX 192 WEST WARWICK, RI 02893-0192 FFC TO TRUST ACCT # 112600 /BNF/DGLA111565 KENT COUNTY WATER // AUTHORITY TRNFDF1312180955900 CRNO/B BK AMER NYC IMAD: 20131218B6B7HU1R005682	0.00	439,850.91	0.00	0.00
12/18/13	DAILY ENDING BALANCE	0.00	0.00	2,425,163.91	0.00
12/19/13	Sale FIDELITY INSTL M MKT GOVT #57 CLASS 1 65,395.77 SHARES	0.00	65,395.77	65,395.77 -	0.00
12/19/13	Cash Debit TRANSFER TO 112602 OP + MAINT ACCT. PAYMENT OF OP + MAINT REQ DATED 12/18/13 KCWA GENERAL FUND. TRNIJ1312190752300	0.00	65,395.77 -	0.00	0.00
12/19/13	DAILY ENDING BALANCE	0.00	0.00	2,359,768.14	0.00
12/30/13	Sale FIDELITY INSTL M MKT GOVT #57 CLASS 1 801,551.03 SHARES	0.00	801,551.03	801,551.03 -	0.00
12/30/13	Cash Debit MONTHLY TRF FROM REV A/C 112600 TO KCWA R&R ACCT 112604 OF FDS REQ. TO COVER APPROVED BUDGET EXP WITH RESPECT TO R&R. TRNIJ1312301528500	0.00	8,333.33 -	0.00	0.00
12/30/13	Cash Debit MONTHLY TRF FROM REV A/C 112600 TO KCWA INFRASTRUCTURE ACCT 112605 OF FDS FOR APPROVED BUDGET EXP RE. INFRASTRUCTURE.. TRNIJ1312301528700	0.00	450,000.00 -	0.00	0.00
12/30/13	Cash Debit	0.00	92,176.04 -	0.00	0.00



BNY MELLON

The Bank of New York Mellon Trust Company, N.A.

Statement Period 12/01/2013 Through 12/31/2013

Account 112600

KCWA GENERAL REVENUE ACCOUNT

Statement of Transactions - Continued

Table with 5 columns: Transaction Date, Transaction Description, Income, Principal, Cost, Realized Gains/Losses. Rows include monthly transfers from REV A/C 112600 to KCWA for 2004 and 2012 bonds, and a closing balance of 1,998,781.63.

Cumulative realized capital gain and loss position from 12/31/2012 for securities held in principal of account:

Short Term: 0.00 \* Long Term: 0.00 \*

\* The above gain and loss position does not include transactions where tax cost information is incomplete or unavailable.

Cash and securities set forth on this Account Statement are held by The Bank of New York Mellon, an affiliate of The Bank of New York Mellon Trust Company, N.A. In addition, The Bank of New York Mellon Trust Company, N.A. may utilize subsidiaries and affiliates to provide services and certain products to the Account.

The value of securities set forth on this Account Statement are obtained by The Bank of New York Mellon Trust Company, N.A., from its affiliate, The Bank of New York Mellon which determines such values for Global Corporate Trust on the basis of market prices and information obtained by The Bank of New York Mellon from unaffiliated third parties (including independent pricing vendors) ("third party pricing services").

97710 1 PD9 s 157 485



**BNY MELLON**

The Bank of New York Mellon Trust Company, N.A.

**KENT COUNTY WATER AUTHORITY  
FINANCE DIRECTOR  
1072 MAIN ST  
WEST WARWICK RI 02893-3724**

### Account Statement

Statement Period 12/01/2013 Through 12/31/2013

Account 112601  
KCWA OPERATING REVENUE ALLOWANCE


**ADMINISTRATIVE CONTACT: ERIN METENY**  
525 WILLIAM PENN PLACE AIM 153-3800-38TH FL  
PITTSBURGH, PA 15259  
412-234-6247  
ERIN.MYERS1@BNYMELLON.COM

**CLIENT SERVICE MANAGER: SUSAN CALISE**  
135 SANTILLI HIGHWAY AIM 026-0018  
EVERETT, MA 02149  
617-382-5217  
SUSAN.CALISE@BNYMELLON.COM

Go Paperless. Securely access your account online to view your statements. Ask your BNY Mellon contact how we can help you access your accounts, enter your own transactions or submit an audit confirmation online. Also be sure to ask how Connect(SM), our new web-based, single sign-on platform can help you go paperless.

Visit us at [www.bnymellon.com](http://www.bnymellon.com)

### Account Overview



Percent of all Investments	Asset Classification	Market Value
100%	CASH AND SHORT TERM	1,069,593.38
100%	<b>TOTAL OF ALL INVESTMENTS</b>	<b>1,069,593.38</b>

### Summary of Assets Held

Asset Classification	Market Value	Cost	Accrued Income	Est Annual Income	Market Yield
CASH AND SHORT TERM	1,069,593.38	1,069,593.38	0.00	106.96	0.01%
<b>ACCOUNT TOTALS</b>	<b>1,069,593.38</b>	<b>1,069,593.38</b>	<b>0.00</b>	<b>106.96</b>	<b>0.01%</b>

### Summary of Cash Transactions

Transaction Category	Current Period			Year-to-Date	
	Income	Principal	Realized Gains/Losses	Income	Principal
OPENING BALANCE	0.00	0.00		0.00	0.00
DIVIDENDS	8.40	0.00	0.00	89.00	0.00
SALES AND REDEMPTIONS	0.00	0.00	0.00	0.00	0.22
OTHER CASH ADDITIONS	0.00	48,617.72	0.00	0.00	291,745.14
OTHER CASH RECEIPTS	0.00	0.00	0.00	0.22	0.00
PAYMENTS AND WITHDRAWALS	8.40 -	0.00	0.00	89.22 -	0.22 -
PURCHASES	0.00	48,617.72 -	0.00	0.00	291,745.14 -
<b>CLOSING BALANCE</b>	<b>0.00</b>	<b>0.00</b>	<b>0.00</b>	<b>0.00</b>	<b>0.00</b>

The above cash transactions summary is provided for information purposes only and may not reflect actual taxable income or deductible expenses as reportable under the Internal Revenue Code.

019514 XBNEFB06 016446





BNY MELLON

The Bank of New York Mellon Trust Company, N.A.

Statement Period 12/01/2013 Through 12/31/2013

Account 112601

KCWA OPERATING REVENUE ALLOWANCE

### Statement of Assets Held

Shares / Par Value	Asset Description	Market Price Average Cost	Market Value Cost	Accrued Income Est Annual Income	Market Yield
<b>CASH AND SHORT TERM</b>					
1,069,593.380	FIDELITY INSTL M MKT GOVT #57 CLASS 1 CUSIP: S99992780	1.00000 1.00000	1,069,593.38 1,069,593.38	0.00 106.96	0.01% 0.01%
<b>Total CASH AND SHORT TERM</b>			<b>1,069,593.38</b>	<b>106.96</b>	<b>0.01%</b>
<b>ACCOUNT TOTALS</b>			<b>1,069,593.38</b>	<b>106.96</b>	<b>0.01%</b>
Total Market Value Plus Total Accrued Income 1,069,593.38					

### Statement of Transactions

Transaction Date	Transaction Description	Income	Principal	Cost	Realized Gains/Losses
12/01/13	OPENING BALANCE	0.00	0.00	1,020,975.66	
12/03/13	Purchase FIDELITY INSTL M MKT GOVT #57 CLASS 1 24,313.06 SHARES	0.00	24,313.06 -	24,313.06	0.00
12/03/13	Dividend FIDELITY INSTL M MKT GOVT #57 CLASS 1 DIVIDEND	8.40	0.00	0.00	0.00
12/03/13	Cash Credit MONTHLY DEPOSIT FROM REVENUE A/C 112600 OF FUNDS NECESSARY FOR OPERATING REVENUE ALLOWANCE RESTRICTED TRNIIJ1312032465100	0.00	24,304.66	0.00	0.00
12/03/13	Cash Debit TRANSFERRED TO ACCOUNT 112601 FF	8.40 -	0.00	0.00	0.00
12/03/13	Cash Credit TRANSFERRED FROM ACCOUNT 112601 FF	0.00	8.40	0.00	0.00
12/03/13	DAILY ENDING BALANCE	0.00	0.00	1,045,288.72	0.00
12/30/13	Purchase FIDELITY INSTL M MKT GOVT #57 CLASS 1 24,304.66 SHARES	0.00	24,304.66 -	24,304.66	0.00
12/30/13	Cash Credit MONTHLY DEPOSIT FROM REVENUE A/C 112600 OF FUNDS NECESSARY FOR OPERATING REVENUE ALLOWANCE RESTRICTED TRNIIJ1312301529600	0.00	24,304.66	0.00	0.00
12/30/13	DAILY ENDING BALANCE	0.00	0.00	1,069,593.38	0.00
12/31/13	CLOSING BALANCE	0.00	0.00	1,069,593.38	0.00

Cumulative realized capital gain and loss position from 12/31/2012 for securities held in principal of account:

Short Term: 0.00 \* Long Term: 0.00 \*

\* The above gain and loss position does not include transactions where tax cost information is incomplete or unavailable.

Cash and securities set forth on this Account Statement are held by The Bank of New York Mellon, an affiliate of The Bank of New York Mellon Trust Company, N.A. In addition, The Bank of New York Mellon Trust Company, N.A. may utilize subsidiaries and affiliates to provide services and certain products to the Account. Subsidiaries and affiliates may be compensated for their services and products.

The value of securities set forth on this Account Statement are obtained by The Bank of New York Mellon Trust Company, N.A., from its affiliate, The Bank of New York Mellon which determines such values for Global Corporate Trust on the basis of market prices and information obtained by The Bank of New York Mellon from unaffiliated third parties (including independent pricing vendors) ("third party pricing services"). The Bank of New York Mellon has not verified such market values or information and makes no assurances as to the accuracy or correctness of such market values or information or that the market values set forth on this Account Statement reflect the value of the securities that can be realized upon the sale of such securities. In addition, the market values for the securities set forth in this Account Statement may differ from the market prices and information for the same securities used by other business units of The Bank of New York Mellon Trust Company, N.A., The Bank of New York Mellon or their respective subsidiaries or affiliates based upon market prices and information received from other third party pricing services utilized by such other business units. Global Corporate Trust does not compare its market values with those used by, or reconcile different market values used by, other business units of The Bank of New York Mellon Trust Company, N.A., The Bank of New York Mellon or their respective subsidiaries or affiliates. Neither The Bank of New York Mellon Trust Company, N.A. nor The Bank of New York Mellon shall be liable for any loss, damage or expense incurred as a result of or arising from or related to the market values or information provided by third party pricing services or the differences in market prices or information provided by other third party pricing services.

97710  
1 PDS 5 157 497



**BNY MELLON**

The Bank of New York Mellon Trust Company, N.A.

019514 XBNEFB06 016447

**KENT COUNTY WATER AUTHORITY  
FINANCE DIRECTOR  
1072 MAIN ST  
WEST WARWICK RI 02893-3724**

Go Paperless. Securely access your account online to view your statements. Ask your BNY Mellon contact how we can help you access your accounts, enter your own transactions or submit an audit confirmation online. Also be sure to ask how Connect(SM), our new web-based, single sign-on platform can help you go paperless.

Visit us at [www.bnymellon.com](http://www.bnymellon.com)

## Account Statement


Statement Period 12/01/2013 Through 12/31/2013

Account 112602  
KCWA GEN OP & MAINT ACCT

**ADMINISTRATIVE CONTACT: ERIN METENY**  
525 WILLIAM PENN PLACE AIM 153-3800-38TH FL  
PITTSBURGH, PA 15259  
412-234-6247  
ERIN.MYERS1@BNYMELLON.COM

**CLIENT SERVICE MANAGER: SUSAN CALISE**  
135 SANTILLI HIGHWAY AIM 026-0018  
EVERETT, MA 02149  
617-382-5217  
SUSAN.CALISE@BNYMELLON.COM

## Account Overview



Percent of all Investments	Asset Classification	Market Value
100%	CASH AND SHORT TERM	0.24
100%	<b>TOTAL OF ALL INVESTMENTS</b>	<b>0.24</b>

## Summary of Assets Held

Asset Classification	Market Value	Cost	Accrued Income	Est Annual Income	Market Yield
CASH AND SHORT TERM	0.24	0.24	0.00	0.00	0.00%
<b>ACCOUNT TOTALS</b>	<b>0.24</b>	<b>0.24</b>	<b>0.00</b>	<b>0.00</b>	<b>0.00%</b>

## Summary of Cash Transactions

Transaction Category	Current Period			Year-to-Date	
	Income	Principal	Realized Gains/Losses	Income	Principal
OPENING BALANCE	0.00	0.00		0.00	0.00
DIVIDENDS	0.00	0.00	0.00	0.11	0.00
SALES AND REDEMPTIONS	0.00	100,000.66	0.00	0.00	339,362.74
OTHER CASH ADDITIONS	0.00	1,000,000.66	0.00	0.00	11,562,290.04
PAYMENTS AND WITHDRAWALS	0.00	1,000,000.66 -	0.00	0.11 -	11,562,289.93 -
PURCHASES	0.00	100,000.66 -	0.00	0.00	339,362.85 -
<b>CLOSING BALANCE</b>	<b>0.00</b>	<b>0.00</b>	<b>0.00</b>	<b>0.00</b>	<b>0.00</b>

The above cash transactions summary is provided for information purposes only and may not reflect actual taxable income or deductible expenses as reportable under the Internal Revenue Code.



BNY MELLON

The Bank of New York Mellon Trust Company, N.A.

Statement Period 12/01/2013 Through 12/31/2013

Account 112602

KCWA GEN OP & MAINT ACCT

### Statement of Assets Held

Shares / Par Value	Asset Description	Market Price Average Cost	Market Value Cost	Accrued Income Est Annual Income	Market Yield
<b>CASH AND SHORT TERM</b>					
0.240	FIDELITY INSTL M MKT GOVT #57 CLASS 1 CUSIP: S99992780	1.00000 1.00000	0.24 0.24	0.00 0.00	0.00% 0.00%
<b>Total CASH AND SHORT TERM</b>			<b>0.24</b>	<b>0.00</b>	<b>0.00%</b>
<b>ACCOUNT TOTALS</b>			<b>0.24</b>	<b>0.00</b>	<b>0.00%</b>

Total Market Value Plus Total Accrued Income 0.24

### Statement of Transactions

Transaction Date	Transaction Description	Income	Principal	Cost	Realized Gains/Losses
12/01/13	OPENING BALANCE	0.00	0.00	0.24	
12/03/13	Dividend FIDELITY INSTL M MKT GOVT #57 CLASS 1 DIVIDEND	0.00	0.00	0.00	0.00
12/03/13	DAILY ENDING BALANCE	0.00	0.00	0.24	0.00
12/04/13	Purchase FIDELITY INSTL M MKT GOVT #57 CLASS 1 34,604.89 SHARES	0.00	34,604.89 -	34,604.89	0.00
12/04/13	Cash Debit BANK OF AMERICA N.A, RI ABA: 011500010 728018921 KCWA GENERAL FUND WIRE TO KCWA - BANK OF AMERICA. PURPOSE OF PAYMENT - PARTIAL FUNDING OF APPROVED BUDGET PER REQ DATED 12/2/13. TRNDSP1312043201500	0.00	900,000.00 -	0.00	0.00
12/04/13	Cash Credit RECIEVED FROM 112600 REVENUE ACCOUNT PAYMENT OF OP + MAINT REQ DATED 12/04/13 KCWA GENERAL FUND. TRNIJ1312041628200	0.00	934,604.89	0.00	0.00
12/04/13	DAILY ENDING BALANCE	0.00	0.00	34,605.13	0.00
12/05/13	Sale FIDELITY INSTL M MKT GOVT #57 CLASS 1 34,604.89 SHARES	0.00	34,604.89	34,604.89 -	0.00
12/05/13	Check WATER QUALITY PROTECTION FUND FOR \$0.010664/100 GAL. WATER QUALITY PROTECTION SURCHARGE. RE: WATER PROTECTION AUG 2013.	0.00	4,513.34 -	0.00	0.00
12/05/13	Check GENERAL TREASURER, STATE OF RI FOR \$0.010664/100 GAL. WATER QUALITY PROTECTION SURCHARGE. RE: WATER PROTECTION AUG 2013.	0.00	30,091.55 -	0.00	0.00
12/05/13	DAILY ENDING BALANCE	0.00	0.00	0.24	0.00
12/19/13	Purchase FIDELITY INSTL M MKT GOVT #57 CLASS 1 65,395.77 SHARES	0.00	65,395.77 -	65,395.77	0.00
12/19/13	Cash Credit RECIEVED FROM 112600 REVENUE ACCOUNT PAYMENT OF OP + MAINT REQ DATED 12/18/13 KCWA GENERAL FUND. TRNIJ1312190752400	0.00	65,395.77	0.00	0.00
12/19/13	DAILY ENDING BALANCE	0.00	0.00	65,396.01	0.00
12/20/13	Sale FIDELITY INSTL M MKT GOVT #57 CLASS 1 65,395.77 SHARES	0.00	65,395.77	65,395.77 -	0.00

9710  
1P03 s 157498



BNY MELLON

The Bank of New York Mellon Trust Company, N.A.

Statement Period 12/01/2013 Through 12/31/2013

Account 112602

KCWA GEN OP & MAINT ACCT

Statement of Transactions - Continued

019514 XBNEFB06 016448

Transaction Date	Transaction Description	Income	Principal	Cost	Realized Gains/Losses
12/20/13	Check WATER QUALITY PROTECTION FUND FOR \$0.01054/100 GAL. WATER QUALITY PROTECTION SURCHARGE. RE: WATER PROTECTION OCT & NOV 2013.	0.00	8,080.73 -	0.00	0.00
12/20/13	Check GENERAL TREASURER, STATE OF RI FOR \$0.01054/100 GAL. WATER QUALITY PROTECTION SURCHARGE. RE: WATER PROTECTION OCT & NOV 2013.	0.00	57,315.04 -	0.00	0.00
12/20/13	DAILY ENDING BALANCE	0.00	0.00	0.24	0.00
12/31/13	CLOSING BALANCE	0.00	0.00	0.24	0.00

Cumulative realized capital gain and loss position from 12/31/2012 for securities held in principal of account:

Short Term: 0.00 \* Long Term: 0.00 \*

\* The above gain and loss position does not include transactions where tax cost information is incomplete or unavailable.

Cash and securities set forth on this Account Statement are held by The Bank of New York Mellon, an affiliate of The Bank of New York Mellon Trust Company, N.A. In addition, The Bank of New York Mellon Trust Company, N.A. may utilize subsidiaries and affiliates to provide services and certain products to the Account. Subsidiaries and affiliates may be compensated for their services and products.

The value of securities set forth on this Account Statement are obtained by The Bank of New York Mellon Trust Company, N.A., from its affiliate, The Bank of New York Mellon which determines such values for Global Corporate Trust on the basis of market prices and information obtained by The Bank of New York Mellon from unaffiliated third parties (including independent pricing vendors) ("third party pricing services"). The Bank of New York Mellon has not verified such market values or information and makes no assurances as to the accuracy or correctness of such market values or information or that the market values set forth on this Account Statement reflect the value of the securities that can be realized upon the sale of such securities. In addition, the market values for the securities set forth in this Account Statement may differ from the market prices and information for the same securities used by other business units of The Bank of New York Mellon Trust Company, N.A., The Bank of New York Mellon or their respective subsidiaries or affiliates based upon market prices and information received from other third party pricing services utilized by such other business units. Global Corporate Trust does not compare its market values with those used by, or reconcile different market values used by, other business units of The Bank of New York Mellon Trust Company, N.A., The Bank of New York Mellon or their respective subsidiaries or affiliates. Neither The Bank of New York Mellon Trust Company, N.A. nor The Bank of New York Mellon shall be liable for any loss, damage or expense incurred as a result of or arising from or related to the market values or information provided by third party pricing services or the differences in market prices or information provided by other third party pricing services.

***This Page Intentionally Blank***



c 97710  
IPDS s 157499



**BNY MELLON**

The Bank of New York Mellon Trust Company, N.A.

**KENT COUNTY WATER AUTHORITY  
FINANCE DIRECTOR  
1072 MAIN ST  
WEST WARWICK RI 02893-3724**

## Account Statement

Statement Period 12/01/2013 Through 12/31/2013

Account 112603  
KCWA GEN REN & REP RESV ACCT

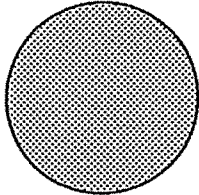
**ADMINISTRATIVE CONTACT: ERIN METENY**  
525 WILLIAM PENN PLACE AIM 153-3800-38TH FL  
PITTSBURGH, PA 15259  
412-234-6247  
ERIN.MYERS1@BNYMELLON.COM

**CLIENT SERVICE MANAGER: SUSAN CALISE**  
135 SANTILLI HIGHWAY AIM 026-0018  
EVERETT, MA 02149  
617-382-5217  
SUSAN.CALISE@BNYMELLON.COM

Go Paperless. Securely access your account online to view your statements. Ask your BNY Mellon contact how we can help you access your accounts, enter your own transactions or submit an audit confirmation online. Also be sure to ask how Connect(SM), our new web-based, single sign-on platform can help you go paperless.

Visit us at [www.bnymellon.com](http://www.bnymellon.com)

## Account Overview



Percent of all Investments	Asset Classification	Market Value
100%	CASH AND SHORT TERM	1,272,762.39
100%	<b>TOTAL OF ALL INVESTMENTS</b>	<b>1,272,762.39</b>

## Summary of Assets Held

Asset Classification	Market Value	Cost	Accrued Income	Est Annual Income	Market Yield
CASH AND SHORT TERM	1,272,762.39	1,272,762.39	0.00	127.28	0.01%
<b>ACCOUNT TOTALS</b>	<b>1,272,762.39</b>	<b>1,272,762.39</b>	<b>0.00</b>	<b>127.28</b>	<b>0.01%</b>

## Summary of Cash Transactions

Transaction Category	Current Period			Year-to-Date	
	Income	Principal	Realized Gains/Losses	Income	Principal
OPENING BALANCE	0.00	0.00		0.00	0.00
DIVIDENDS	10.49	0.00	0.00	114.26	0.00
SALES AND REDEMPTIONS	0.00	0.00	0.00	0.00	0.31
OTHER CASH ADDITIONS	0.00	10.49	0.00	0.00	148,252.43
OTHER CASH RECEIPTS	0.00	0.00	0.00	0.31	0.00
PAYMENTS AND WITHDRAWALS	10.49 -	0.00	0.00	114.57 -	0.31 -
PURCHASES	0.00	10.49 -	0.00	0.00	148,252.43 -
<b>CLOSING BALANCE</b>	<b>0.00</b>	<b>0.00</b>	<b>0.00</b>	<b>0.00</b>	<b>0.00</b>

The above cash transactions summary is provided for information purposes only and may not reflect actual taxable income or deductible expenses as reportable under the Internal Revenue Code.

019514 XBNEFR06 016449



BNY MELLON

The Bank of New York Mellon Trust Company, N.A.

Statement Period 12/01/2013 Through 12/31/2013

Account 112603

KCWA GEN REN & REP RESV ACCT

### Statement of Assets Held

Shares / Par Value	Asset Description	Market Price Average Cost	Market Value Cost	Accrued Income Est Annual Income	Market Yield
<b>CASH AND SHORT TERM</b>					
1,272,762.390	FIDELITY INSTL M MKT GOVT #57 CLASS 1 CUSIP: S99992780	1.00000	1,272,762.39	0.00	0.01%
		1.00000	1,272,762.39	127.28	
<b>Total CASH AND SHORT TERM</b>			<b>1,272,762.39</b>	<b>0.00</b>	<b>0.01%</b>
				127.28	
<b>ACCOUNT TOTALS</b>			<b>1,272,762.39</b>	<b>0.00</b>	<b>0.01%</b>
				127.28	
Total Market Value Plus Total Accrued Income 1,272,762.39					

### Statement of Transactions

Transaction Date	Transaction Description	Income	Principal	Cost	Realized Gains/Losses
12/01/13	OPENING BALANCE	0.00	0.00	1,272,751.90	
12/03/13	Purchase FIDELITY INSTL M MKT GOVT #57 CLASS 1 10.49 SHARES	0.00	10.49 -	10.49	0.00
12/03/13	Dividend FIDELITY INSTL M MKT GOVT #57 CLASS 1 DIVIDEND	10.49	0.00	0.00	0.00
12/03/13	Cash Debit TRANSFERRED TO ACCOUNT 112603 FF	10.49 -	0.00	0.00	0.00
12/03/13	Cash Credit TRANSFERRED FROM ACCOUNT 112603 FF	0.00	10.49	0.00	0.00
12/03/13	DAILY ENDING BALANCE	0.00	0.00	1,272,762.39	0.00
12/31/13	CLOSING BALANCE	0.00	0.00	1,272,762.39	0.00

Cumulative realized capital gain and loss position from 12/31/2012 for securities held in principal of account:

Short Term: 0.00 \* Long Term: 0.00 \*

\* The above gain and loss position does not include transactions where tax cost information is incomplete or unavailable.

Cash and securities set forth on this Account Statement are held by The Bank of New York Mellon, an affiliate of The Bank of New York Mellon Trust Company, N.A. In addition, The Bank of New York Mellon Trust Company, N.A. may utilize subsidiaries and affiliates to provide services and certain products to the Account. Subsidiaries and affiliates may be compensated for their services and products.

The value of securities set forth on this Account Statement are obtained by The Bank of New York Mellon Trust Company, N.A., from its affiliate, The Bank of New York Mellon which determines such values for Global Corporate Trust on the basis of market prices and information obtained by The Bank of New York Mellon from unaffiliated third parties (including independent pricing vendors) ("third party pricing services"). The Bank of New York Mellon has not verified such market values or information and makes no assurances as to the accuracy or correctness of such market values or information or that the market values set forth on this Account Statement reflect the value of the securities that can be realized upon the sale of such securities. In addition, the market values for the securities set forth in this Account Statement may differ from the market prices and information for the same securities used by other business units of The Bank of New York Mellon Trust Company, N.A., The Bank of New York Mellon or their respective subsidiaries or affiliates based upon market prices and information received from other third party pricing services utilized by such other business units. Global Corporate Trust does not compare its market values with those used by, or reconcile different market values used by, other business units of The Bank of New York Mellon Trust Company, N.A., The Bank of New York Mellon or their respective subsidiaries or affiliates. Neither The Bank of New York Mellon Trust Company, N.A. nor The Bank of New York Mellon shall be liable for any loss, damage or expense incurred as a result of or arising from or related to the market values or information provided by third party pricing services or the differences in market prices or information provided by other third party pricing services.

97710  
1 PDS s 157 500



**BNY MELLON**

The Bank of New York Mellon Trust Company, N.A.

**KENT COUNTY WATER AUTHORITY  
FINANCE DIRECTOR  
1072 MAIN ST  
WEST WARWICK RI 02893-3724**

### Account Statement

Statement Period 12/01/2013 Through 12/31/2013

Account 112604  
KCWA GENERAL RENEWAL AND REPLACEMENT AC

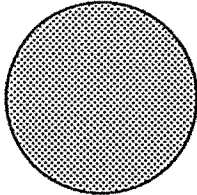
**ADMINISTRATIVE CONTACT: ERIN METENY**  
525 WILLIAM PENN PLACE AIM 153-3800-38TH FL  
PITTSBURGH, PA 15259  
412-234-6247  
ERIN.MYERS1@BNYMELLON.COM

**CLIENT SERVICE MANAGER: SUSAN CALISE**  
135 SANTILLI HIGHWAY AIM 026-0018  
EVERETT, MA 02149  
617-382-5217  
SUSAN.CALISE@BNYMELLON.COM

Go Paperless. Securely access your account online to view your statements. Ask your BNY Mellon contact how we can help you access your accounts, enter your own transactions or submit an audit confirmation online. Also be sure to ask how Connect(SM), our new web-based, single sign-on platform can help you go paperless.

Visit us at [www.bnymellon.com](http://www.bnymellon.com)

### Account Overview



Percent of all Investments	Asset Classification	Market Value
100%	CASH AND SHORT TERM	296,700.13
100%	<b>TOTAL OF ALL INVESTMENTS</b>	<b>296,700.13</b>

### Summary of Assets Held

Asset Classification	Market Value	Cost	Accrued Income	Est Annual Income	Market Yield
CASH AND SHORT TERM	296,700.13	296,700.13	0.00	29.67	0.00%
<b>ACCOUNT TOTALS</b>	<b>296,700.13</b>	<b>296,700.13</b>	<b>0.00</b>	<b>29.67</b>	<b>0.00%</b>

### Summary of Cash Transactions

Transaction Category	Current Period			Year-to-Date	
	Income	Principal	Realized Gains/Losses	Income	Principal
OPENING BALANCE	0.00	0.00		0.00	0.00
DIVIDENDS	2.34	0.00	0.00	24.93	0.00
SALES AND REDEMPTIONS	0.00	0.00	0.00	0.00	25,985.89
OTHER CASH ADDITIONS	0.00	16,669.00	0.00	0.00	100,024.95
OTHER CASH RECEIPTS	0.00	0.00	0.00	0.06	0.00
PAYMENTS AND WITHDRAWALS	2.34 -	0.00	0.00	24.99 -	25,988.06 -
PURCHASES	0.00	16,669.00 -	0.00	0.00	100,022.78 -
<b>CLOSING BALANCE</b>	<b>0.00</b>	<b>0.00</b>	<b>0.00</b>	<b>0.00</b>	<b>0.00</b>

The above cash transactions summary is provided for information purposes only and may not reflect actual taxable income or deductible expenses as reportable under the Internal Revenue Code.

019514 XBNEF806 016450





BNY MELLON

The Bank of New York Mellon Trust Company, N.A.

Statement Period 12/01/2013 Through 12/31/2013  
Account 112604  
KCWA GENERAL RENEWAL AND REPLACEMENT AC

### Statement of Assets Held

Shares / Par Value	Asset Description	Market Price Average Cost	Market Value Cost	Accrued Income Est Annual Income	Market Yield
<b>CASH AND SHORT TERM</b>					
296,700.130	FIDELITY INSTL M MKT GOVT #57 CLASS 1 CUSIP: S99992780	1.00000 1.00000	296,700.13 296,700.13	0.00 29.67	0.00% 0.00%
<b>Total CASH AND SHORT TERM</b>			<b>296,700.13</b>	<b>29.67</b>	<b>0.00%</b>
<b>ACCOUNT TOTALS</b>			<b>296,700.13</b>	<b>0.00</b>	<b>0.00%</b>
Total Market Value Plus Total Accrued Income 296,700.13			<b>296,700.13</b>	<b>29.67</b>	

### Statement of Transactions

Transaction Date	Transaction Description	Income	Principal	Cost	Realized Gains/Losses
12/01/13	OPENING BALANCE	0.00	0.00	280,031.13	
12/03/13	Purchase FIDELITY INSTL M MKT GOVT #57 CLASS 1 8,335.67 SHARES	0.00	8,335.67 -	8,335.67	0.00
12/03/13	Dividend FIDELITY INSTL M MKT GOVT #57 CLASS 1 DIVIDEND	2.34	0.00	0.00	0.00
12/03/13	Cash Credit MONTHLY DEPOSIT FROM REV A/C 112600 OF FUNDS NECESSARY TO COVER APPROVED BUDGET EXPENSES WITH RESPECT TO R&R. TRNIIJ1312032464100	0.00	8,333.33	0.00	0.00
12/03/13	Cash Debit TRANSFERRED TO ACCOUNT 112604 FF	2.34 -	0.00	0.00	0.00
12/03/13	Cash Credit TRANSFERRED FROM ACCOUNT 112604 FF	0.00	2.34	0.00	0.00
12/03/13	DAILY ENDING BALANCE	0.00	0.00	288,366.80	0.00
12/30/13	Purchase FIDELITY INSTL M MKT GOVT #57 CLASS 1 8,333.33 SHARES	0.00	8,333.33 -	8,333.33	0.00
12/30/13	Cash Credit MONTHLY DEPOSIT FROM REV A/C 112600 OF FUNDS NECESSARY TO COVER APPROVED BUDGET EXPENSES WITH RESPECT TO R&R. TRNIIJ1312301528600	0.00	8,333.33	0.00	0.00
12/30/13	DAILY ENDING BALANCE	0.00	0.00	296,700.13	0.00
12/31/13	CLOSING BALANCE	0.00	0.00	296,700.13	0.00

Cumulative realized capital gain and loss position from 12/31/2012 for securities held in principal of account:

Short Term: 0.00 \* Long Term: 0.00 \*

\* The above gain and loss position does not include transactions where tax cost information is incomplete or unavailable.



**BNY MELLON**

The Bank of New York Mellon Trust Company, N.A.

Statement Period 12/01/2013 Through 12/31/2013

Account 112604

KCWA GENERAL RENEWAL AND REPLACEMENT AC

019514 XBNEF306 016451

Cash and securities set forth on this Account Statement are held by The Bank of New York Mellon, an affiliate of The Bank of New York Mellon Trust Company, N.A. In addition, The Bank of New York Mellon Trust Company, N.A. may utilize subsidiaries and affiliates to provide services and certain products to the Account. Subsidiaries and affiliates may be compensated for their services and products.

The value of securities set forth on this Account Statement are obtained by The Bank of New York Mellon Trust Company, N.A., from its affiliate, The Bank of New York Mellon which determines such values for Global Corporate Trust on the basis of market prices and information obtained by The Bank of New York Mellon from unaffiliated third parties (including independent pricing vendors) ("third party pricing services"). The Bank of New York Mellon has not verified such market values or information and makes no assurances as to the accuracy or correctness of such market values or information or that the market values set forth on this Account Statement reflect the value of the securities that can be realized upon the sale of such securities. In addition, the market values for the securities set forth in this Account Statement may differ from the market prices and information for the same securities used by other business units of The Bank of New York Mellon Trust Company, N.A., The Bank of New York Mellon or their respective subsidiaries or affiliates based upon market prices and information received from other third party pricing services utilized by such other business units. Global Corporate Trust does not compare its market values with those used by, or reconcile different market values used by, other business units of The Bank of New York Mellon Trust Company, N.A., The Bank of New York Mellon or their respective subsidiaries or affiliates. Neither The Bank of New York Mellon Trust Company, N.A. nor The Bank of New York Mellon shall be liable for any loss, damage or expense incurred as a result of or arising from or related to the market values or information provided by third party pricing services or the differences in market prices or information provided by other third party pricing services.

Q 7/10 M PD3 S 157,502

***This Page Intentionally Blank***



# BNY MELLON

The Bank of New York Mellon Trust Company, N.A.

**KENT COUNTY WATER AUTHORITY**  
**FINANCE DIRECTOR**  
1072 MAIN ST  
WEST WARWICK RI 02893-3724

## Account Statement

Statement Period 12/01/2013 Through 12/31/2013

Account 112605  
KCWA INFRASTRUCTURE ACCT

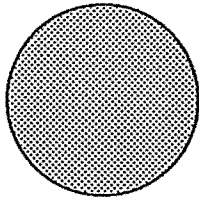
**ADMINISTRATIVE CONTACT: ERIN METENY**  
525 WILLIAM PENN PLACE AIM 153-3800-38TH FL  
PITTSBURGH, PA 15259  
412-234-6247  
ERIN.MYERS1@BNYMELLON.COM

**CLIENT SERVICE MANAGER: SUSAN CALISE**  
135 SANTILLI HIGHWAY AIM 026-0018  
EVERETT, MA 02149  
617-382-5217  
SUSAN.CALISE@BNYMELLON.COM

Go Paperless. Securely access your account online to view your statements. Ask your BNY Mellon contact how we can help you access your accounts, enter your own transactions or submit an audit confirmation online. Also be sure to ask how Connect(SM), our new web-based, single sign-on platform can help you go paperless.

Visit us at [www.bnymellon.com](http://www.bnymellon.com)

## Account Overview



Percent of all Investments	Asset Classification	Market Value
100%	CASH AND SHORT TERM	6,092,167.36
100%	TOTAL OF ALL INVESTMENTS	6,092,167.36

## Summary of Assets Held

Asset Classification	Market Value	Cost	Accrued Income	Est Annual Income	Market Yield
CASH AND SHORT TERM	6,092,167.36	6,092,167.36	0.00	609.22	0.01%
ACCOUNT TOTALS	6,092,167.36	6,092,167.36	0.00	609.22	0.01%

## Summary of Cash Transactions

Transaction Category	Current Period			Year-to-Date	
	Income	Principal	Realized Gains/Losses	Income	Principal
OPENING BALANCE	0.00	0.00		0.00	0.00
DIVIDENDS	49.74	0.00	0.00	800.56	0.00
SALES AND REDEMPTIONS	0.00	187,237.13	0.00	0.00	7,548,469.01
OTHER CASH ADDITIONS	0.00	900,049.74	0.00	0.00	5,400,802.82
OTHER CASH RECEIPTS	0.00	0.00	0.00	2.26	0.00
PAYMENTS AND WITHDRAWALS	49.74 -	187,237.13 -	0.00	802.82 -	7,548,548.50 -
PURCHASES	0.00	900,049.74 -	0.00	0.00	5,400,723.33 -
CLOSING BALANCE	0.00	0.00	0.00	0.00	0.00

The above cash transactions summary is provided for information purposes only and may not reflect actual taxable income or deductible expenses as reportable under the Internal Revenue Code.

019514 XBNEF306 016452

8/17/13 11:21 AM 12/31/13 \$ 13,167,809



BNY MELLON

The Bank of New York Mellon Trust Company, N.A.

Statement Period 12/01/2013 Through 12/31/2013

Account 112605

KCWA INFRASTRUCTURE ACCT

### Statement of Assets Held

Shares / Par Value	Asset Description	Market Price Average Cost	Market Value Cost	Accrued Income Est Annual Income	Market Yield
<b>CASH AND SHORT TERM</b>					
6,092,167.360	FIDELITY INSTL M MKT GOVT #57 CLASS 1	1.00000	6,092,167.36	0.00	0.01%
	CUSIP: S99992780	1.00000	6,092,167.36	609.22	
<b>Total CASH AND SHORT TERM</b>			<b>6,092,167.36</b>	<b>0.00</b>	<b>0.01%</b>
			<b>6,092,167.36</b>	<b>609.22</b>	
<b>ACCOUNT TOTALS</b>			<b>6,092,167.36</b>	<b>0.00</b>	<b>0.01%</b>
			<b>6,092,167.36</b>	<b>609.22</b>	

Total Market Value Plus Total Accrued Income 6,092,167.36

### Statement of Transactions

Transaction Date	Transaction Description	Income	Principal	Cost	Realized Gains/Losses
12/01/13	OPENING BALANCE	0.00	0.00	5,379,354.75	
12/03/13	Purchase FIDELITY INSTL M MKT GOVT #57 CLASS 1 450,049.74 SHARES	0.00	450,049.74 -	450,049.74	0.00
12/03/13	Dividend FIDELITY INSTL M MKT GOVT #57 CLASS 1 DIVIDEND	49.74	0.00	0.00	0.00
12/03/13	Cash Credit MONTHLY DEPOSIT FROM REVENUE A/C 112600 FUNDS NECESSARY TO COVER APPROVED BUDGET EXPENSES WITH RESPECT TO INFRAST. TRNIIJ1312032464300	0.00	450,000.00	0.00	0.00
12/03/13	Cash Debit TRANSFERRED TO ACCOUNT 112605 FF	49.74 -	0.00	0.00	0.00
12/03/13	Cash Credit TRANSFERRED FROM ACCOUNT 112605 FF	0.00	49.74	0.00	0.00
12/03/13	DAILY ENDING BALANCE	0.00	0.00	5,829,404.49	0.00
12/23/13	Sale FIDELITY INSTL M MKT GOVT #57 CLASS 1 187,237.13 SHARES	0.00	187,237.13	187,237.13 -	0.00
12/23/13	Check BOYLE & FOGARTY CONSTRUCTION CO., INC. PAYMENT ON BEHALF OF KENT COUNTY WATER AUTHORITY DATED 12/16/13 RE: IFR 2010B CONSTRUCTION ACCOUNT (252C) APP 8	0.00	187,237.13 -	0.00	0.00
12/23/13	DAILY ENDING BALANCE	0.00	0.00	5,642,167.36	0.00
12/30/13	Purchase FIDELITY INSTL M MKT GOVT #57 CLASS 1 450,000.00 SHARES	0.00	450,000.00 -	450,000.00	0.00
12/30/13	Cash Credit MONTHLY DEPOSIT FROM REVENUE A/C 112600 FUNDS NECESSARY TO COVER APPROVED BUDGET EXPENSES WITH RESPECT TO INFRAST. TRNIIJ1312301528800	0.00	450,000.00	0.00	0.00
12/30/13	DAILY ENDING BALANCE	0.00	0.00	6,092,167.36	0.00
12/31/13	CLOSING BALANCE	0.00	0.00	6,092,167.36	0.00

Cumulative realized capital gain and loss position from 12/31/2012 for securities held in principal of account:

Short Term: 0.00 \* Long Term: 0.00 \*

\* The above gain and loss position does not include transactions where tax cost information is incomplete or unavailable.

97710  
1 PD3 s 157 503



**BNY MELLON**

The Bank of New York Mellon Trust Company, N.A.

Statement Period 12/01/2013 Through 12/31/2013

Account 112605

KCWA INFRASTRUCTURE ACCT

019514 XBNEFR06 016453

Cash and securities set forth on this Account Statement are held by The Bank of New York Mellon, an affiliate of The Bank of New York Mellon Trust Company, N.A. In addition, The Bank of New York Mellon Trust Company, N.A. may utilize subsidiaries and affiliates to provide services and certain products to the Account. Subsidiaries and affiliates may be compensated for their services and products.

The value of securities set forth on this Account Statement are obtained by The Bank of New York Mellon Trust Company, N.A., from its affiliate, The Bank of New York Mellon which determines such values for Global Corporate Trust on the basis of market prices and information obtained by The Bank of New York Mellon from unaffiliated third parties (including independent pricing vendors) ("third party pricing services"). The Bank of New York Mellon has not verified such market values or information and makes no assurances as to the accuracy or correctness of such market values or information or that the market values set forth on this Account Statement reflect the value of the securities that can be realized upon the sale of such securities. In addition, the market values for the securities set forth in this Account Statement may differ from the market prices and information for the same securities used by other business units of The Bank of New York Mellon Trust Company, N.A., The Bank of New York Mellon or their respective subsidiaries or affiliates based upon market prices and information received from other third party pricing services utilized by such other business units. Global Corporate Trust does not compare its market values with those used by, or reconcile different market values used by, other business units of The Bank of New York Mellon Trust Company, N.A., The Bank of New York Mellon or their respective subsidiaries or affiliates. Neither The Bank of New York Mellon Trust Company, N.A. nor The Bank of New York Mellon shall be liable for any loss, damage or expense incurred as a result of or arising from or related to the market values or information provided by third party pricing services or the differences in market prices or information provided by other third party pricing services.

***This Page Intentionally Blank***



**BNY MELLON**

The Bank of New York Mellon Trust Company, N.A.

**KENT COUNTY WATER AUTHORITY  
FINANCE DIRECTOR  
1072 MAIN ST  
WEST WARWICK RI 02893-3724**

### Account Statement

Statement Period 12/01/2013 Through 12/31/2013

Account 112606  
KCWA OPER & MAIN RESERVE ACCT


**ADMINISTRATIVE CONTACT: ERIN METENY**  
525 WILLIAM PENN PLACE AIM 153-3800-38TH FL  
PITTSBURGH, PA 15259  
412-234-6247  
ERIN.MYERS1@BNYMELLON.COM

**CLIENT SERVICE MANAGER: SUSAN CALISE**  
135 SANTILLI HIGHWAY AIM 026-0018  
EVERETT, MA 02149  
617-382-5217  
SUSAN.CALISE@BNYMELLON.COM

Go Paperless. Securely access your account online to view your statements. Ask your BNY Mellon contact how we can help you access your accounts, enter your own transactions or submit an audit confirmation online. Also be sure to ask how Connect(SM), our new web-based, single sign-on platform can help you go paperless.

Visit us at [www.bnymellon.com](http://www.bnymellon.com)

### Account Overview



Percent of all Investments	Asset Classification	Market Value
100%	CASH AND SHORT TERM	2,493,160.43
100%	<b>TOTAL OF ALL INVESTMENTS</b>	<b>2,493,160.43</b>

### Summary of Assets Held

Asset Classification	Market Value	Cost	Accrued Income	Est Annual Income	Market Yield
CASH AND SHORT TERM	2,493,160.43	2,493,160.43	0.00	249.32	0.01%
<b>ACCOUNT TOTALS</b>	<b>2,493,160.43</b>	<b>2,493,160.43</b>	<b>0.00</b>	<b>249.32</b>	<b>0.01%</b>

### Summary of Cash Transactions

Transaction Category	Current Period			Year-to-Date	
	Income	Principal	Realized Gains/Losses	Income	Principal
OPENING BALANCE	0.00	0.00		0.00	0.00
DIVIDENDS	20.46	0.00	0.00	252.01	0.00
SALES AND REDEMPTIONS	0.00	0.00	0.00	0.00	34,442.62
OTHER CASH ADDITIONS	0.00	20.46	0.00	0.00	252.70
OTHER CASH RECEIPTS	0.00	0.00	0.00	0.69	0.00
PAYMENTS AND WITHDRAWALS	20.46 -	0.00	0.00	252.70 -	34,442.62 -
PURCHASES	0.00	20.46 -	0.00	0.00	252.70 -
<b>CLOSING BALANCE</b>	<b>0.00</b>	<b>0.00</b>	<b>0.00</b>	<b>0.00</b>	<b>0.00</b>

The above cash transactions summary is provided for information purposes only and may not reflect actual taxable income or deductible expenses as reportable under the Internal Revenue Code.

019514 XBNEF806 016454





BNY MELLON

The Bank of New York Mellon Trust Company, N.A.

Statement Period 12/01/2013 Through 12/31/2013

Account 112606

KCWA OPER & MAIN RESERVE ACCT

### Statement of Assets Held

Shares / Par Value	Asset Description	Market Price Average Cost	Market Value Cost	Accrued Income Est Annual Income	Market Yield
<b>CASH AND SHORT TERM</b>					
2,493,160.430	FIDELITY INSTL M MKT GOVT #57 CLASS 1	1.00000	2,493,160.43	0.00	0.01%
	CUSIP: S99992780	1.00000	2,493,160.43	249.32	
<b>Total CASH AND SHORT TERM</b>			<b>2,493,160.43</b>	<b>0.00</b>	<b>0.01%</b>
			<b>2,493,160.43</b>	<b>249.32</b>	
<b>ACCOUNT TOTALS</b>			<b>2,493,160.43</b>	<b>0.00</b>	<b>0.01%</b>
			<b>2,493,160.43</b>	<b>249.32</b>	
Total Market Value Plus Total Accrued Income 2,493,160.43					

### Statement of Transactions

Transaction Date	Transaction Description	Income	Principal	Cost	Realized Gains/Losses
12/01/13	OPENING BALANCE	0.00	0.00	2,493,139.97	
12/03/13	Purchase FIDELITY INSTL M MKT GOVT #57 CLASS 1 20.46 SHARES	0.00	20.46 -	20.46	0.00
12/03/13	Dividend FIDELITY INSTL M MKT GOVT #57 CLASS 1 DIVIDEND	20.46	0.00	0.00	0.00
12/03/13	Cash Debit TRANSFERRED TO ACCOUNT 112606 FF	20.46 -	0.00	0.00	0.00
12/03/13	Cash Credit TRANSFERRED FROM ACCOUNT 112606 FF	0.00	20.46	0.00	0.00
12/03/13	DAILY ENDING BALANCE	0.00	0.00	2,493,160.43	0.00
12/31/13	CLOSING BALANCE	0.00	0.00	2,493,160.43	0.00

Cumulative realized capital gain and loss position from 12/31/2012 for securities held in principal of account:

Short Term: 0.00 \* Long Term: 0.00 \*

\* The above gain and loss position does not include transactions where tax cost information is incomplete or unavailable.

Cash and securities set forth on this Account Statement are held by The Bank of New York Mellon, an affiliate of The Bank of New York Mellon Trust Company, N.A. In addition, The Bank of New York Mellon Trust Company, N.A. may utilize subsidiaries and affiliates to provide services and certain products to the Account. Subsidiaries and affiliates may be compensated for their services and products.

The value of securities set forth on this Account Statement are obtained by The Bank of New York Mellon Trust Company, N.A., from its affiliate, The Bank of New York Mellon which determines such values for Global Corporate Trust on the basis of market prices and information obtained by The Bank of New York Mellon from unaffiliated third parties (including independent pricing vendors) ("third party pricing services"). The Bank of New York Mellon has not verified such market values or information and makes no assurances as to the accuracy or correctness of such market values or information or that the market values set forth on this Account Statement reflect the value of the securities that can be realized upon the sale of such securities. In addition, the market values for the securities set forth in this Account Statement may differ from the market prices and information for the same securities used by other business units of The Bank of New York Mellon Trust Company, N.A., The Bank of New York Mellon or their respective subsidiaries or affiliates based upon market prices and information received from other third party pricing services utilized by such other business units. Global Corporate Trust does not compare its market values with those used by, or reconcile different market values used by, other business units of The Bank of New York Mellon Trust Company, N.A., The Bank of New York Mellon or their respective subsidiaries or affiliates. Neither The Bank of New York Mellon Trust Company, N.A. nor The Bank of New York Mellon shall be liable for any loss, damage or expense incurred as a result of or arising from or related to the market values or information provided by third party pricing services or the differences in market prices or information provided by other third party pricing services.

97710  
1P03 \$ 157,505



**BNY MELLON**

The Bank of New York Mellon Trust Company, N.A.

**KENT COUNTY WATER AUTHORITY  
FINANCE DIRECTOR  
1072 MAIN ST  
WEST WARWICK RI 02893-3724**

### Account Statement

Statement Period 12/01/2013 Through 12/31/2013

Account 112612  
KCWA SER 2004A DEBT SERVICE FD

**ADMINISTRATIVE CONTACT: ERIN METENY**  
525 WILLIAM PENN PLACE AIM 153-3800-38TH FL  
PITTSBURGH, PA 15259  
412-234-6247  
ERIN.MYERS1@BNYMELLON.COM


**CLIENT SERVICE MANAGER: SUSAN CALISE**  
135 SANTILLI HIGHWAY AIM 026-0018  
EVERETT, MA 02149  
617-382-5217  
SUSAN.CALISE@BNYMELLON.COM

Go Paperless. Securely access your account online to view your statements. Ask your BNY Mellon contact how we can help you access your accounts, enter your own transactions or submit an audit confirmation online. Also be sure to ask how Connect(SM), our new web-based, single sign-on platform can help you go paperless.

Visit us at [www.bnymellon.com](http://www.bnymellon.com)

019514 XBNEFB06 016455

### Account Overview



Percent of all Investments	Asset Classification	Market Value
100%	CASH AND SHORT TERM	553,139.99
100%	<b>TOTAL OF ALL INVESTMENTS</b>	<b>553,139.99</b>

### Summary of Assets Held

Asset Classification	Market Value	Cost	Accrued Income	Est Annual Income	Market Yield
CASH AND SHORT TERM	553,139.99	553,139.99	0.00	55.31	0.00%
<b>ACCOUNT TOTALS</b>	<b>553,139.99</b>	<b>553,139.99</b>	<b>0.00</b>	<b>55.31</b>	<b>0.00%</b>

### Summary of Cash Transactions

Transaction Category	Current Period			Year-to-Date	
	Income	Principal	Realized Gains/Losses	Income	Principal
OPENING BALANCE	0.00	0.00		0.00	0.00
DIVIDENDS	3.00	0.00	0.00	60.07	0.00
SALES AND REDEMPTIONS	0.00	0.00	0.00	0.00	1,254,462.67
OTHER CASH ADDITIONS	0.00	184,355.08	0.00	0.00	1,192,710.22
OTHER CASH RECEIPTS	0.00	0.00	0.00	0.17	0.00
PAYMENTS AND WITHDRAWALS	3.00 -	0.00	0.00	60.24 -	1,266,825.17 -
PURCHASES	0.00	184,355.08 -	0.00	0.00	1,180,347.72 -
<b>CLOSING BALANCE</b>	<b>0.00</b>	<b>0.00</b>	<b>0.00</b>	<b>0.00</b>	<b>0.00</b>

The above cash transactions summary is provided for information purposes only and may not reflect actual taxable income or deductible expenses as reportable under the Internal Revenue Code.



BNY MELLON

The Bank of New York Mellon Trust Company, N.A.

Statement Period 12/01/2013 Through 12/31/2013  
Account 112612  
KCWA SER 2004A DEBT SERVICE FD

### Statement of Assets Held

Shares / Par Value	Asset Description	Market Price Average Cost	Market Value Cost	Accrued Income Est Annual Income	Market Yield
<b>CASH AND SHORT TERM</b>					
553,139.990	FIDELITY INSTL M MKT GOVT #57 CLASS 1 CUSIP: S99992780	1.00000 1.00000	553,139.99 553,139.99	0.00 55.31	0.00% 0.00%
<b>Total CASH AND SHORT TERM</b>			<b>553,139.99</b>	<b>55.31</b>	<b>0.00%</b>
<b>ACCOUNT TOTALS</b>			<b>553,139.99</b>	<b>55.31</b>	<b>0.00%</b>

Total Market Value Plus Total Accrued Income 553,139.99

### Statement of Transactions

Transaction Date	Transaction Description	Income	Principal	Cost	Realized Gains/Losses
12/01/13	OPENING BALANCE	0.00	0.00	368,784.91	
12/03/13	Purchase FIDELITY INSTL M MKT GOVT #57 CLASS 1 92,179.04 SHARES	0.00	92,179.04 -	92,179.04	0.00
12/03/13	Dividend FIDELITY INSTL M MKT GOVT #57 CLASS 1 DIVIDEND	3.00	0.00	0.00	0.00
12/03/13	Cash Credit MONTHLY DEPOSIT FROM REVENUE A/C 112600 OF FUNDS NECESSARY TO COVER MONTHLY LOAN PAYMENT OBLIGATION ON SERIES 2004 BONDS TRNIIJ1312032464500	0.00	92,176.04	0.00	0.00
12/03/13	Cash Debit TRANSFERRED TO ACCOUNT 112612 FF	3.00 -	0.00	0.00	0.00
12/03/13	Cash Credit TRANSFERRED FROM ACCOUNT 112612 FF	0.00	3.00	0.00	0.00
12/03/13	DAILY ENDING BALANCE	0.00	0.00	460,963.95	0.00
12/30/13	Purchase FIDELITY INSTL M MKT GOVT #57 CLASS 1 92,176.04 SHARES	0.00	92,176.04 -	92,176.04	0.00
12/30/13	Cash Credit MONTHLY DEPOSIT FROM REVENUE A/C 112600 OF FUNDS NECESSARY TO COVER MONTHLY LOAN PAYMENT OBLIGATION ON SERIES 2004 BONDS TRNIIJ1312301529000	0.00	92,176.04	0.00	0.00
12/30/13	DAILY ENDING BALANCE	0.00	0.00	553,139.99	0.00
12/31/13	CLOSING BALANCE	0.00	0.00	553,139.99	0.00

Cumulative realized capital gain and loss position from 12/31/2012 for securities held in principal of account:

Short Term: 0.00 \* Long Term: 0.00 \*

\* The above gain and loss position does not include transactions where tax cost information is incomplete or unavailable.

Cash and securities set forth on this Account Statement are held by The Bank of New York Mellon, an affiliate of The Bank of New York Mellon Trust Company, N.A. In addition, The Bank of New York Mellon Trust Company, N.A. may utilize subsidiaries and affiliates to provide services and certain products to the Account. Subsidiaries and affiliates may be compensated for their services and products.

The value of securities set forth on this Account Statement are obtained by The Bank of New York Mellon Trust Company, N.A., from its affiliate, The Bank of New York Mellon which determines such values for Global Corporate Trust on the basis of market prices and information obtained by The Bank of New York Mellon from unaffiliated third parties (including independent pricing vendors) ("third party pricing services"). The Bank of New York Mellon has not verified such market values or information and makes no assurances as to the accuracy or correctness of such market values or information or that the market values set forth on this Account Statement reflect the value of the securities that can be realized upon the sale of such securities. In addition, the market values for the securities set forth in this Account Statement may differ from the market prices and information for the same securities used by other business units of The Bank of New York Mellon Trust Company, N.A., The Bank of New York Mellon or their respective subsidiaries or affiliates based upon market prices and information received from other third party pricing services utilized by such other business units. Global Corporate Trust does not compare its market values with those used by, or reconcile different market values used by, other business units of The Bank of New York Mellon Trust Company, N.A., The Bank of New York Mellon or their respective subsidiaries or affiliates. Neither The Bank of New York Mellon Trust Company, N.A. nor The Bank of New York Mellon shall be liable for any loss, damage or expense incurred as a result of or arising from or related to the market values or information provided by third party pricing services or the differences in market prices or information provided by other third party pricing services.

97710  
1 PDS 5 157508



# BNY MELLON

The Bank of New York Mellon Trust Company, N.A.

**KENT COUNTY WATER AUTHORITY**  
**FINANCE DIRECTOR**  
**1072 MAIN ST**  
**WEST WARWICK RI 02893-3724**

## Account Statement

Statement Period 12/01/2013 Through 12/31/2013

Account 112613  
KCWA SER 2004A DEBT SERV RESRV

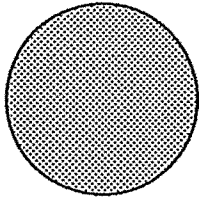
**ADMINISTRATIVE CONTACT: ERIN METENY**  
525 WILLIAM PENN PLACE AIM 153-3800-38TH FL  
PITTSBURGH, PA 15259  
412-234-6247  
ERIN.MYERS1@BNYMELLON.COM

**CLIENT SERVICE MANAGER: SUSAN CALISE**  
135 SANTILLI HIGHWAY AIM 026-0018  
EVERETT, MA 02149  
617-382-5217  
SUSAN.CALISE@BNYMELLON.COM

Go Paperless. Securely access your account online to view your statements. Ask your BNY Mellon contact how we can help you access your accounts, enter your own transactions or submit an audit confirmation online. Also be sure to ask how Connect(SM), our new web-based, single sign-on platform can help you go paperless.

Visit us at [www.bnymellon.com](http://www.bnymellon.com)

## Account Overview



Percent of all Investments	Asset Classification	Market Value
100%	CASH AND SHORT TERM	229,739.82
100%	TOTAL OF ALL INVESTMENTS	229,739.82

## Summary of Assets Held

Asset Classification	Market Value	Cost	Accrued Income	Est Annual Income	Market Yield
CASH AND SHORT TERM	229,739.82	225,636.90	0.00	8,029.28	3.49%
ACCOUNT TOTALS	229,739.82	225,636.90	0.00	8,029.28	3.49%

## Summary of Cash Transactions

Transaction Category	Current Period			Year-to-Date	
	Income	Principal	Realized Gains/Losses	Income	Principal
OPENING BALANCE	0.00	0.00		0.00	0.00
DIVIDENDS	0.06	0.00	0.00	1.09	0.00
INTEREST	0.00	0.00	0.00	5,159.36	0.00
SALES AND REDEMPTIONS	0.00	0.00	0.00	0.00	866,685.92
PAYMENTS AND WITHDRAWALS	0.06 -	0.00	0.00	5,160.45 -	0.00
PURCHASES	0.00	0.00	0.00	0.00	866,685.92 -
CLOSING BALANCE	0.00	0.00	0.00	0.00	0.00

The above cash transactions summary is provided for information purposes only and may not reflect actual taxable income or deductible expenses as reportable under the Internal Revenue Code.

019514 XBNEF806 016456

019514 XBNEF806 016456



BNY MELLON

The Bank of New York Mellon Trust Company, N.A.

Statement Period 12/01/2013 Through 12/31/2013

Account 112613

KCWA SER 2004A DEBT SERV RESRV

### Statement of Assets Held

Shares / Par Value	Asset Description	Market Price Average Cost	Market Value Cost	Accrued Income Est Annual Income	Market Yield
<b>CASH AND SHORT TERM</b>					
9,727.260	FIDELITY INSTL M MKT GOVT #57 CLASS 1 CUSIP: S99992780	1.00000 1.00000	9,727.26 9,727.26	0.00 0.97	0.00%
220,013.000	UNITED STATES TREAS BILLS CUSIP: 912796AQ2 MATURITY DATE: 01/09/2014 RATE: 0.00%	99.99980 98.13495	220,012.56 215,909.64	0.00 8,028.31	3.64%
<b>Total CASH AND SHORT TERM</b>			<b>229,739.82</b> <b>225,636.90</b>	<b>0.00</b> <b>8,029.28</b>	<b>3.49%</b>

### ACCOUNT TOTALS

Total Market Value Plus Total Accrued Income 229,739.82

### Statement of Transactions

Transaction Date	Transaction Description	Income	Principal	Cost	Realized Gains/Losses
12/01/13	OPENING BALANCE	0.00	0.00	225,636.90	
12/03/13	Dividend FIDELITY INSTL M MKT GOVT #57 CLASS 1 DIVIDEND	0.06	0.00	0.00	0.00
12/03/13	Cash Debit TRANSFERRED TO ACCOUNT 112600 FF	0.06 -	0.00	0.00	0.00
12/03/13	DAILY ENDING BALANCE	0.00	0.00	225,636.90	0.00
12/31/13	CLOSING BALANCE	0.00	0.00	225,636.90	0.00

Cumulative realized capital gain and loss position from 12/31/2012 for securities held in principal of account:

Short Term: 0.00 \* Long Term: 0.00 \*

\* The above gain and loss position does not include transactions where tax cost information is incomplete or unavailable.

Cash and securities set forth on this Account Statement are held by The Bank of New York Mellon, an affiliate of The Bank of New York Mellon Trust Company, N.A. In addition, The Bank of New York Mellon Trust Company, N.A. may utilize subsidiaries and affiliates to provide services and certain products to the Account. Subsidiaries and affiliates may be compensated for their services and products.

The value of securities set forth on this Account Statement are obtained by The Bank of New York Mellon Trust Company, N.A., from its affiliate, The Bank of New York Mellon which determines such values for Global Corporate Trust on the basis of market prices and information obtained by The Bank of New York Mellon from unaffiliated third parties (including independent pricing vendors) ("third party pricing services"). The Bank of New York Mellon has not verified such market values or information and makes no assurances as to the accuracy or correctness of such market values or information or that the market values set forth on this Account Statement reflect the value of the securities that can be realized upon the sale of such securities. In addition, the market values for the securities set forth in this Account Statement may differ from the market prices and information for the same securities used by other business units of The Bank of New York Mellon Trust Company, N.A., The Bank of New York Mellon or their respective subsidiaries or affiliates based upon market prices and information received from other third party pricing services utilized by such other business units. Global Corporate Trust does not compare its market values with those used by, or reconcile different market values used by, other business units of The Bank of New York Mellon Trust Company, N.A., The Bank of New York Mellon or their respective subsidiaries or affiliates. Neither The Bank of New York Mellon Trust Company, N.A. nor The Bank of New York Mellon shall be liable for any loss, damage or expense incurred as a result of or arising from or related to the market values or information provided by third party pricing services or the differences in market prices or information provided by other third party pricing services.

9 710 1 PDS 5-157 307



KENT COUNTY WATER AUTHORITY  
SERIES 2004A  
1072 MAIN STREET  
WEST WARWICK RI 02893-3746

Process Date	Trade Date	Settlement Date	CUSIP Number	R.R. No	Capacity	Account Number
01/14/14	01/14/14	01/15/14	912796DH9	FLN	AS PRINCIPAL	169818

SALE WE SOLD TO YOU

UNITED STATES TREASURY BILL 0 07/10/14 01/09/14

Coupon Rate	Dated Date	Maturity Date	S&P	Moody's
ZERO	01/09/14	07/10/14	NOT AVAILABLE	NOT AVAILABLE

Yield To Maturity 3.941

ISIN: US912796DH93

Print Date: 01/14/14

Transaction Number: 247

Confirm Number: 0001032

Quantity: 1,303,000.00

Price: 98.134945

Principal: 1,278,698.33

Net Amount: 1,278,698.33

Currency: USD

## Confirmation Terms and Conditions

We, the Bank identified on the front hereof, and you, the customer, agree that:

1. **General.** (a) Unless there is a written agreement governing this transaction (the terms of which agreement shall control in the event of any inconsistent term in this confirmation unless otherwise specifically stated in such agreement), this confirmation shall constitute the entire agreement between the parties hereto. This transaction is subject to applicable state and federal laws and regulations, as they may be amended from time to time. The terms of this confirmation shall inure to the benefit of our successors and assigns.

(b) This confirmation shall be conclusive if you do not object in writing within five (5) days after the date on which you receive it. If you do not recognize the transaction identified on this confirmation, contact the Bank immediately by phone or in writing at the number/address listed on the front of this confirmation. We reserve the right to correct this confirmation in the case of error.

(c) Upon your written request, we will furnish (i) the time of the transaction, (ii) if we acted as agent, the name of the buyer or seller of the instrument, and the amount, if any, of any remuneration we received, other than commission, and (iii) if we acted as agent for another party, the source and amount of any remuneration received.

(d) An advisory or other relationship may exist between us and an affiliate involved in the transaction. We and our affiliates (i) may have made and may continue to make purchases and sales of securities of the same issue involved in this transaction (or other securities of the same issuer) for our account or for the accounts of others, and such transactions, if made, may be discontinued at any time; and (ii) may acquire, hold or sell positions in the securities purchased from or sold to you or their related derivatives and may have an investment banking or banking relationship with the issuers.

2. **As Principal.** If we acted as principal, we purchased securities from you for our own account, or sold securities to you from our own account. Securities sold to you from our own account may have been purchased by us before or after receiving your order. Any market that we may have made in the securities you have purchased or sold may have been and may in the future be the only market made in the securities. Our compensation or profit, if any, is included in the price at which we purchased or sold the security, or is included in a fee charged for purchases and sales of securities that we purchased.

3. **As Agent.** We may have acted as agent for our customers and others and as placement agent and remarketing agent on behalf of issuers. If we acted as agent, the purchase or sale of securities was for your account and risk, based upon your request and instructions, without recourse to us. We assume no responsibility in executing your order, beyond due care in selecting a reputable counterparty.

4. **As Riskless Principal.** If we acted as riskless principal, there is a counterparty to the transaction and we are compensated by means of a spread.

5. **Settlement.** If we do not receive full payment for securities sold to you or delivery of securities in proper form to purchase from you on or before the settlement date, we may cancel or otherwise liquidate this transaction without further notice and will hold you liable for any resulting loss.

6. **Bank Liability Products Disclosure.** (a) Our bank notes are our direct, unconditional, and unsecured general obligation; they are not FDIC-insured deposits.

(b) Bankers acceptances are not FDIC-insured deposits of the issuing bank; the issuer is obliged to pay the face amount of the draft at its maturity date.

(c) A Eurodollar deposit is a deposit obligation of the issuing bank; however, as an offshore deposit, it is not insured by the FDIC.

(d) Commercial paper and master note interests issued by us are unsecured general obligations and are not FDIC-insured deposits.

(e) A repurchase transaction is not an FDIC-insured deposit; our obligation is to pay the repurchase price or to transfer the purchased securities on the repurchase date. If you have entered into a repurchase transaction where we hold your securities in safekeeping, this confirmation also serves as your safekeeping receipt. For "open" or "TFN" repurchase transactions, we reserve the right to effect the repurchase at our discretion.

(f) Payment of principal and/or interest on certain instruments may be made from drawings against a letter of credit issued by us, thereby providing an alternate source of payment under certain circumstances. Although the letter of credit is a binding obligation of the issuing bank, the securities are not an obligation of, or guaranteed by, us or any of our affiliates.

### 7. Disclosure.

(a) If the securities represent an interest in or are secured by a pool of receivables or other financial assets (the "Assets") that are subject to continuous prepayment, their actual yield may vary according to the ratio of prepayment of the Assets. Information concerning the factors that affect yield (including estimated yield, weighted average life and the prepayment assumptions) will be furnished upon written request.

(b) If applicable to this transaction, call or early redemption features (either in whole or in part) may exist that could affect yield on debt securities, including municipal securities. If you hold callable securities that are not registered to you, they may be called before you receive any notice. Callable securities held in bulk by us or one of our affiliates will be subject to an impartial lottery system established for early partial redemptions. Special circumstances may affect stated call features. Additional information is available upon written request.

(c) Debt securities (including municipal securities) with a zero coupon make no periodic payments. Such securities may be callable at a price below their maturity value without prior notice by mail to the holder unless registered.

(d) If this transaction is for a single mortgage-backed security pool that is TBA eligible during the applicable distribution period, additional pool information is available by telephoning 1-800-237-8627 (Fannie Mae) or 1-800-336-3672 (Freddie Mac).

(e) If you have purchased a security issued by a Government Sponsored Enterprise during its distribution period, the offering documents will be delivered separately.

(f) If this transaction is described as a "When-As and If-Issued" or "When-As and If-Distributed" transaction, the final figures will be forwarded to you when obtainable on issue or delivery and this transaction shall be subject to the special requirements for such transactions of any exchange on which it was made or, if not made on an exchange, of any association having authority with respect thereto.

(g) Rating information is provided based on a source deemed reliable, however its accuracy or completeness cannot be guaranteed.



November 30, 2013

# Envelope Contents

Account Information	Number of Pages	Starting Page Number	Account Information	Number of Pages	Starting Page Number
KCWA GENERAL REVENUE ACCOUNT 112600	4	1 of 22	KCWA SER 2004A DEBT SERVICE FD 112612	2	19 of 22
KCWA OPERATING REVENUE ALLOWANCE 112601	2	5 of 22	KCWA SER 2004A DEBT SERV RESRV 112613	2	21 of 22
KCWA GEN OP & MAINT ACCT 112602	2	7 of 22			
KCWA GEN REN & REP RESV ACCT 112603	2	9 of 22			
KCWA GENERAL RENEWAL AND REPLACEMENT AC 112604	2	11 of 22			
KCWA INFRASTRUCTURE ACCT 112605	4	13 of 22			
KCWA OPER & MAIN RESERVE ACCT 112606	2	17 of 22			

00007748 03 AB 1.037 03 TR 00093 XBNEF203 000000  
 KENT COUNTY WATER AUTHORITY  
 FINANCE DIRECTOR  
 1072 MAIN ST  
 WEST WARWICK RI 02893-3724



*This Page Intentionally Blank*



BNY MELLON

The Bank of New York Mellon Trust Company, N.A.

WENT COUNTY WATER AUTHORITY  
FINANCE DIRECTOR  
1072 MAIN ST  
WEST WARWICK RI 02893-3724

### Account Statement

Statement Period 11/01/2013 Through 11/30/2013

Account 112600  
KCWA GENERAL REVENUE ACCOUNT

ADMINISTRATIVE CONTACT: MATTHEW BERNIER  
135 SANTILLI HIGHWAY AIM 026-0018  
EVERETT, MA 02149  
617-382-5218  
MATTHEW.BERNIER@BNYMELLON.COM


CLIENT SERVICE MANAGER: SUSAN CALISE  
135 SANTILLI HIGHWAY AIM 026-0018  
EVERETT, MA 02149  
617-382-5217  
SUSAN.CALISE@BNYMELLON.COM

BNY Mellon has a team of professionals devoted exclusively to arbitrage compliance services for tax-exempt bond issuers and conduit borrowers. For additional information, please contact your Relationship Manager.

If you are interested in accessing your Account Statement on-line, please contact your Relationship Manager about our web-based INFORM product.

Visit us at [www.bnymellon.com](http://www.bnymellon.com)

### Account Overview



Percent of all Investments	Asset Classification	Market Value
100%	CASH AND SHORT TERM	3,041,998.29
100%	TOTAL OF ALL INVESTMENTS	3,041,998.29

### Summary of Assets Held

Asset Classification	Market Value	Cost	Accrued Income	Est Annual Income	Market Yield
CASH AND SHORT TERM	3,041,998.29	3,041,998.29	0.00	304.20	0.01%
ACCOUNT TOTALS	3,041,998.29	3,041,998.29	0.00	304.20	0.01%

### Summary of Cash Transactions

Transaction Category	Current Period			Year-to-Date	
	Income	Principal	Realized Gains/Losses	Income	Principal
OPENING BALANCE	0.00	0.00		0.00	0.00
DIVIDENDS	7.80	0.00	0.00	149.78	0.00
SALES AND REDEMPTIONS	0.00	899,992.20	0.00	0.00	15,796,363.10
OTHER CASH ADDITIONS	0.00	1,718,022.29	0.00	0.00	19,739,961.82
OTHER CASH RECEIPTS	0.00	0.00	0.00	0.58	0.00
PAYMENTS AND WITHDRAWALS	7.80 -	900,000.00 -	0.00	150.36 -	18,809,015.91 -
PURCHASES	0.00	1,718,014.49 -	0.00	0.00	16,727,309.01 -
CLOSING BALANCE	0.00	0.00	0.00	0.00	0.00

The above cash transactions summary is provided for information purposes only and may not reflect actual taxable income or deductible expenses as reportable under the Internal Revenue Code.

C  
97710  
M  
1 PD3  
S 99195



BNY MELLON

The Bank of New York Mellon Trust Company, N.A.

Statement Period 11/01/2013 Through 11/30/2013

Account 112600

KCWA GENERAL REVENUE ACCOUNT

### Statement of Assets Held

Shares / Par Value	Asset Description	Market Price Average Cost	Market Value Cost	Accrued Income Est Annual Income	Market Yield
<b>CASH AND SHORT TERM</b>					
3,041,998.290	FIDELITY INSTL M MKT GOVT #57 CLASS 1	1.00000	3,041,998.29	0.00	0.01%
	CUSIP: S99992780	1.00000	3,041,998.29	304.20	
<b>Total CASH AND SHORT TERM</b>			<b>3,041,998.29</b>	<b>0.00</b>	<b>0.01%</b>
			<b>3,041,998.29</b>	<b>304.20</b>	
<b>ACCOUNT TOTALS</b>					
			<b>3,041,998.29</b>	<b>0.00</b>	<b>0.01%</b>
			<b>3,041,998.29</b>	<b>304.20</b>	

Total Market Value Plus Total Accrued Income 3,041,998.29

### Statement of Transactions

Transaction Date	Transaction Description	Income	Principal	Cost	Realized Gains/Losses
11/01/13	OPENING BALANCE	0.00	0.00	2,223,976.00	
11/04/13	Sale FIDELITY INSTL M MKT GOVT #57 CLASS 1 899,992.20 SHARES	0.00	899,992.20	899,992.20 -	0.00
11/04/13	Dividend FIDELITY INSTL M MKT GOVT #57 CLASS 1 DIVIDEND	7.80	0.00	0.00	0.00
11/04/13	Cash Debit TRANSFER TO 112602 OP + MAINT ACCT. PAYMENT OF OP + MAINT REQ DATED 11/4/13 KCWA GENERAL FUND. TRNIIJ1311041646800	0.00	900,000.00 -	0.00	0.00
11/04/13	Cash Debit TRANSFERRED TO ACCOUNT 112600 FF	7.80 -	0.00	0.00	0.00
11/04/13	Cash Credit TRANSFERRED FROM ACCOUNT 112600 FF	0.00	7.80	0.00	0.00
11/04/13	Cash Credit TRANSFERRED FROM ACCOUNT 112613 FF	0.00	0.04	0.00	0.00
11/04/13	DAILY ENDING BALANCE	0.00	0.04	1,323,983.80	0.00
11/05/13	Purchase FIDELITY INSTL M MKT GOVT #57 CLASS 1 0.04 SHARES	0.00	0.04 -	0.04	0.00
11/05/13	DAILY ENDING BALANCE	0.00	0.00	1,323,983.84	0.00
11/06/13	Purchase FIDELITY INSTL M MKT GOVT #57 CLASS 1 453,321.00 SHARES	0.00	453,321.00 -	453,321.00	0.00
11/06/13	Cash Credit WIRE RECEIVED FROM /009364950577 KENT COUNTY WATER AUTHORITY PO BOX 192 WEST WARWICK, RI 02893-0192 FFCT TRUST ACCT #112600 /BNF/DGLA111565 KENT COUNTY WATER // AUTHORITY TRNFDF1311061539100 CRNO/B BK AMER NYC IMAD: 20131106B6B7HU3R008340	0.00	453,321.00	0.00	0.00
11/06/13	DAILY ENDING BALANCE	0.00	0.00	1,777,304.84	0.00
11/14/13	Purchase FIDELITY INSTL M MKT GOVT #57 CLASS 1 495,916.94 SHARES	0.00	495,916.94 -	495,916.94	0.00
11/14/13	Cash Credit WIRE RECEIVED FROM /009364950577 KENT COUNTY WATER AUTHORITY PO BOX 192 WEST WARWICK, RI 02893-0192 FFC TRUST ACCT #112600 /BNF/DGLA111565 KENT COUNTY WATER	0.00	495,916.94	0.00	0.00



BNY MELLON

The Bank of New York Mellon Trust Company, N.A.

Statement Period 11/01/2013 Through 11/30/2013

Account 112600

KCWA GENERAL REVENUE ACCOUNT

Statement of Transactions - Continued

Transaction Date	Transaction Description	Income	Principal	Cost	Realized Gains/Losses
	// AUTHORITY TRNFD1311141165900 CRNO/B BK AMER NYC IMAD: 20131114B6B7HU2R007827				
11/14/13	DAILY ENDING BALANCE	0.00	0.00	2,273,221.78	0.00
11/20/13	Purchase FIDELITY INSTL M MKT GOVT #57 CLASS 1 379,277.56 SHARES	0.00	379,277.56 -	379,277.56	0.00
11/20/13	Cash Credit WIRE RECEIVED FROM /009364950577 KENT COUNTY WATER AUTHORITY PO BOX 192 WEST WARWICK, RI 02893-0192 FFC TO TRUST ACCT:112600 /BNF/DGLA111565 KENT COUNTY WATER	0.00	379,277.56	0.00	0.00
	// AUTHORITY TRNFD1311200510000 CRNO/B BK AMER NYC IMAD: 20131120B6B7HU4R004353				
11/20/13	DAILY ENDING BALANCE	0.00	0.00	2,652,499.34	0.00
11/26/13	Purchase FIDELITY INSTL M MKT GOVT #57 CLASS 1 389,498.95 SHARES	0.00	389,498.95 -	389,498.95	0.00
11/26/13	Cash Credit WIRE RECEIVED FROM /009364950577 KENT COUNTY WATER AUTHORITY PO BOX 192 WEST WARWICK, RI 02893-0192 FFC TO 112600 /BNF/DGLA111565 BANK OF NEW YORK ME /LLON TRNFD1311260900700 CRNO/B BK AMER NYC IMAD: 20131126B6B7HU1R005954	0.00	389,498.95	0.00	0.00
11/26/13	DAILY ENDING BALANCE	0.00	0.00	3,041,998.29	0.00
11/30/13	CLOSING BALANCE	0.00	0.00	3,041,998.29	0.00

Cumulative realized capital gain and loss position from 12/31/2012 for securities held in principal of account:

Short Term: 0.00 \* Long Term: 0.00 \*

\* The above gain and loss position does not include transactions where tax cost information is incomplete or unavailable.

Cash and securities set forth on this Account Statement are held by The Bank of New York Mellon, an affiliate of The Bank of New York Mellon Trust Company, N.A. In addition, The Bank of New York Mellon Trust Company, N.A. may utilize subsidiaries and affiliates to provide services and certain products to the Account. Subsidiaries and affiliates may be compensated for their services and products.

The value of securities set forth on this Account Statement are obtained by The Bank of New York Mellon Trust Company, N.A., from its affiliate, The Bank of New York Mellon which determines such values for Global Corporate Trust on the basis of market prices and information obtained by The Bank of New York Mellon from unaffiliated third parties (including independent pricing vendors) ("third party pricing services"). The Bank of New York Mellon has not verified such market values or information and makes no assurances as to the accuracy or correctness of such market values or information or that the market values set forth on this Account Statement reflect the value of the securities that can be realized in the sale of such securities. In addition, the market values for the securities set forth in this Account Statement may differ from the market prices and information for the same securities used by other business units of The Bank of New York Mellon Trust Company, N.A., The Bank of New York Mellon or their respective subsidiaries or affiliates based upon market prices and information received from other third party pricing services utilized by such other business units. Global Corporate Trust does not compare its market values with those used by, or reconcile different market values used by, other business units of The Bank of New York Mellon Trust Company, N.A., The Bank of New York Mellon or their respective subsidiaries or affiliates. Neither The Bank of New York Mellon Trust Company, N.A. nor The Bank of New York Mellon shall be liable for any loss, damage or expense incurred as a result of or arising from or related to the market values or information provided by third party pricing services or the differences in market prices or information provided by other third party pricing services.

97710  
M  
1 P03 \$ 98,197

***This Page Intentionally Blank***



**BNY MELLON**

The Bank of New York Mellon Trust Company, N.A.

**WENT COUNTY WATER AUTHORITY**  
**FINANCE DIRECTOR**  
1072 MAIN ST  
WEST WARWICK RI 02893-3724

### Account Statement

Statement Period 11/01/2013 Through 11/30/2013

Account 112601  
KCWA OPERATING REVENUE ALLOWANCE

**ADMINISTRATIVE CONTACT: MATTHEW BERNIER**  
135 SANTILLI HIGHWAY AIM 026-0018  
EVERETT, MA 02149  
617-382-5218  
MATTHEW.BERNIER@BNYMELLON.COM

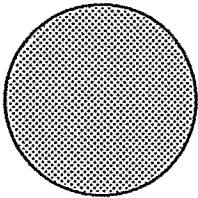
**CLIENT SERVICE MANAGER: SUSAN CALISE**  
135 SANTILLI HIGHWAY AIM 026-0018  
EVERETT, MA 02149  
617-382-5217  
SUSAN.CALISE@BNYMELLON.COM

BNY Mellon has a team of professionals devoted exclusively to arbitrage compliance services for tax-exempt bond issuers and conduit borrowers. For additional information, please contact your Relationship Manager.

If you are interested in accessing your Account Statement on-line, please contact your Relationship Manager about our web-based INFORM product.

Visit us at [www.bnymellon.com](http://www.bnymellon.com)

### Account Overview



Percent of all Investments	Asset Classification	Market Value
100%	CASH AND SHORT TERM	1,020,975.66
100%	TOTAL OF ALL INVESTMENTS	1,020,975.66

### Summary of Assets Held

Asset Classification	Market Value	Cost	Accrued Income	Est Annual Income	Market Yield
CASH AND SHORT TERM	1,020,975.66	1,020,975.66	0.00	102.10	0.01%
<b>ACCOUNT TOTALS</b>	<b>1,020,975.66</b>	<b>1,020,975.66</b>	<b>0.00</b>	<b>102.10</b>	<b>0.01%</b>

### Summary of Cash Transactions

Transaction Category	Current Period			Year-to-Date	
	Income	Principal	Realized Gains/Losses	Income	Principal
OPENING BALANCE	0.00	0.00		0.00	0.00
DIVIDENDS	8.49	0.00	0.00	80.60	0.00
SALES AND REDEMPTIONS	0.00	0.00	0.00	0.00	0.22
OTHER CASH ADDITIONS	0.00	8.49	0.00	0.00	243,127.42
OTHER CASH RECEIPTS	0.00	0.00	0.00	0.22	0.00
PAYMENTS AND WITHDRAWALS	8.49 -	0.00	0.00	80.82 -	0.22 -
PURCHASES	0.00	8.49 -	0.00	0.00	243,127.42 -
<b>CLOSING BALANCE</b>	<b>0.00</b>	<b>0.00</b>	<b>0.00</b>	<b>0.00</b>	<b>0.00</b>

The above cash transactions summary is provided for information purposes only and may not reflect actual taxable income or deductible expenses as reportable under the Internal Revenue Code.

0  
0710  
M  
1 PD3  
S 99198



BNY MELLON

The Bank of New York Mellon Trust Company, N.A.

Statement Period 11/01/2013 Through 11/30/2013

Account 112601

KCWA OPERATING REVENUE ALLOWANCE

### Statement of Assets Held

Shares / Par Value	Asset Description	Market Price Average Cost	Market Value Cost	Accrued Income Est Annual Income	Market Yield
<b>CASH AND SHORT TERM</b>					
1,020,975.660	FIDELITY INSTL M MKT GOVT #57 CLASS 1	1.00000	1,020,975.66	0.00	0.01%
	CUSIP: S99992780	1.00000	1,020,975.66	102.10	
<b>Total CASH AND SHORT TERM</b>			<b>1,020,975.66</b>	<b>0.00</b>	<b>0.01%</b>
			1,020,975.66	102.10	
<b>ACCOUNT TOTALS</b>					
<b>Total Market Value Plus Total Accrued Income 1,020,975.66</b>			<b>1,020,975.66</b>	<b>0.00</b>	<b>0.01%</b>
			1,020,975.66	102.10	

### Statement of Transactions

Transaction Date	Transaction Description	Income	Principal	Cost	Realized Gains/Losses
11/01/13	OPENING BALANCE	0.00	0.00	1,020,967.17	
11/04/13	Purchase FIDELITY INSTL M MKT GOVT #57 CLASS 1 8.49 SHARES	0.00	8.49 -	8.49	0.00
11/04/13	Dividend FIDELITY INSTL M MKT GOVT #57 CLASS 1 DIVIDEND	8.49	0.00	0.00	0.00
11/04/13	Cash Debit TRANSFERRED TO ACCOUNT 112601 FF	8.49 -	0.00	0.00	0.00
11/04/13	Cash Credit TRANSFERRED FROM ACCOUNT 112601 FF	0.00	8.49	0.00	0.00
11/04/13	DAILY ENDING BALANCE	0.00	0.00	1,020,975.66	0.00
11/30/13	CLOSING BALANCE	0.00	0.00	1,020,975.66	0.00

Cumulative realized capital gain and loss position from 12/31/2012 for securities held in principal of account:

Short Term: 0.00 \* Long Term: 0.00 \*

\* The above gain and loss position does not include transactions where tax cost information is incomplete or unavailable.

Cash and securities set forth on this Account Statement are held by The Bank of New York Mellon, an affiliate of The Bank of New York Mellon Trust Company, N.A. In addition, The Bank of New York Mellon Trust Company, N.A. may utilize subsidiaries and affiliates to provide services and certain products to the Account. Subsidiaries and affiliates may be compensated for their services and products.

The value of securities set forth on this Account Statement are obtained by The Bank of New York Mellon Trust Company, N.A., from its affiliate, The Bank of New York Mellon which determines such values for Global Corporate Trust on the basis of market prices and information obtained by The Bank of New York Mellon from unaffiliated third parties (including independent pricing vendors) ("third party pricing services"). The Bank of New York Mellon has not verified such market values or information and makes no assurances as to the accuracy or correctness of such market values or information or that the market values set forth on this Account Statement reflect the value of the securities that can be realized upon the sale of such securities. In addition, the market values for the securities set forth in this Account Statement may differ from the market prices and information for the same securities used by other business units of The Bank of New York Mellon Trust Company, N.A., The Bank of New York Mellon or their respective subsidiaries or affiliates based upon market prices and information received from other third party pricing services utilized by such other business units. Global Corporate Trust does not compare its market values with those used by, or reconcile different market values used by, other business units of The Bank of New York Mellon Trust Company, N.A., The Bank of New York Mellon or their respective subsidiaries or affiliates. Neither The Bank of New York Mellon Trust Company, N.A. nor The Bank of New York Mellon shall be liable for any loss, damage or expense incurred as a result of or arising from or related to the market values or information provided by third party pricing services or the differences in market prices or information provided by other third party pricing services.



**BNY MELLON**

The Bank of New York Mellon Trust Company, N.A.

**WENT COUNTY WATER AUTHORITY**  
**FINANCE DIRECTOR**  
**1072 MAIN ST**  
**WEST WARWICK RI 02893-3724**

### Account Statement

Statement Period 11/01/2013 Through 11/30/2013

Account 112602  
KCWA GEN OP & MAINT ACCT

**ADMINISTRATIVE CONTACT: MATTHEW BERNIER**  
135 SANTILLI HIGHWAY AIM 026-0018  
EVERETT, MA 02149  
617-382-5218  
MATTHEW.BERNIER@BNYMELLON.COM


**CLIENT SERVICE MANAGER: SUSAN CALISE**  
135 SANTILLI HIGHWAY AIM 026-0018  
EVERETT, MA 02149  
617-382-5217  
SUSAN.CALISE@BNYMELLON.COM

BNY Mellon has a team of professionals devoted exclusively to arbitrage compliance services for tax-exempt bond issuers and conduit borrowers. For additional information, please contact your Relationship Manager.

If you are interested in accessing your Account Statement on-line, please contact your Relationship Manager about our web-based INFORM product.

Visit us at [www.bnymellon.com](http://www.bnymellon.com)

### Account Overview



Percent of all Investments	Asset Classification	Market Value
100%	CASH AND SHORT TERM	0.24
100%	TOTAL OF ALL INVESTMENTS	0.24

### Summary of Assets Held

Asset Classification	Market Value	Cost	Accrued Income	Est Annual Income	Market Yield
CASH AND SHORT TERM	0.24	0.24	0.00	0.00	0.00%
<b>ACCOUNT TOTALS</b>	<b>0.24</b>	<b>0.24</b>	<b>0.00</b>	<b>0.00</b>	<b>0.00%</b>

### Summary of Cash Transactions

Transaction Category	Current Period			Year-to-Date	
	Income	Principal	Realized Gains/Losses	Income	Principal
OPENING BALANCE	0.00	0.00		0.00	0.00
DIVIDENDS	0.00	0.00	0.00	0.11	0.00
SALES AND REDEMPTIONS	0.00	0.00	0.00	0.00	239,362.08
OTHER CASH ADDITIONS	0.00	900,000.00	0.00	0.00	10,562,289.38
PAYMENTS AND WITHDRAWALS	0.00	900,000.00 -	0.00	0.11 -	10,562,289.27 -
PURCHASES	0.00	0.00	0.00	0.00	239,362.19 -
<b>CLOSING BALANCE</b>	<b>0.00</b>	<b>0.00</b>	<b>0.00</b>	<b>0.00</b>	<b>0.00</b>

The above cash transactions summary is provided for information purposes only and may not reflect actual taxable income or deductible expenses as reportable under the Internal Revenue Code.

C 97710 M 1 PD3 S 99.199





BNY MELLON

The Bank of New York Mellon Trust Company, N.A.

Statement Period 11/01/2013 Through 11/30/2013

Account 112602

KCWA GEN OP & MAINT ACCT

### Statement of Assets Held

Shares / Par Value	Asset Description	Market Price Average Cost	Market Value Cost	Accrued Income Est Annual Income	Market Yield
<b>CASH AND SHORT TERM</b>					
0.240	FIDELITY INSTL M MKT GOVT #57 CLASS 1 CUSIP: S99992780	1.00000 1.00000	0.24 0.24	0.00 0.00	0.00% 0.00%
<b>Total CASH AND SHORT TERM</b>			<b>0.24</b> <b>0.24</b>	<b>0.00</b> <b>0.00</b>	<b>0.00%</b> <b>0.00%</b>
<b>ACCOUNT TOTALS</b>			<b>0.24</b>	<b>0.00</b>	<b>0.00%</b>
Total Market Value Plus Total Accrued Income 0.24					

### Statement of Transactions

Transaction Date	Transaction Description	Income	Principal	Cost	Realized Gains/Losses
11/01/13	OPENING BALANCE	0.00	0.00	0.24	
11/04/13	Cash Debit BANK OF AMERICA N.A, RI ABA: 011500010 728018921 KCWA GENERAL FUND WIRE TO KCWA - BANK OF AMERICA. PURPOSE OF PAYMENT - PARTIAL FUNDING OF APPROVED BUDGET PER REQ DATED 11/4/13. TRNDSP1311043274500	0.00	900,000.00 -	0.00	0.00
11/04/13	Cash Credit RECIEVED FROM 112600 REVENUE ACCOUNT PAYMENT OF OP + MAINT REQ DATED 11/4/13 KCWA GENERAL FUND. TRNIIJ1311041646900	0.00	900,000.00	0.00	0.00
11/04/13	DAILY ENDING BALANCE	0.00	0.00	0.24	0.00
11/30/13	CLOSING BALANCE	0.00	0.00	0.24	0.00

Cumulative realized capital gain and loss position from 12/31/2012 for securities held in principal of account:

Short Term: 0.00 \* Long Term: 0.00 \*

\* The above gain and loss position does not include transactions where tax cost information is incomplete or unavailable.

Cash and securities set forth on this Account Statement are held by The Bank of New York Mellon, an affiliate of The Bank of New York Mellon Trust Company, N.A. In addition, The Bank of New York Mellon Trust Company, N.A. may utilize subsidiaries and affiliates to provide services and certain products to the Account. Subsidiaries and affiliates may be compensated for their services and products.

The value of securities set forth on this Account Statement are obtained by The Bank of New York Mellon Trust Company, N.A., from its affiliate, The Bank of New York Mellon which determines such values for Global Corporate Trust on the basis of market prices and information obtained by The Bank of New York Mellon from unaffiliated third parties (including independent pricing vendors) ("third party pricing services"). The Bank of New York Mellon has not verified such market values or information and makes no assurances as to the accuracy or correctness of such market values or information or that the market values set forth on this Account Statement reflect the value of the securities that can be realized upon the sale of such securities. In addition, the market values for the securities set forth in this Account Statement may differ from the market prices and information for the same securities used by other business units of The Bank of New York Mellon Trust Company, N.A., The Bank of New York Mellon or their respective subsidiaries or affiliates based upon market prices and information received from other third party pricing services utilized by such other business units. Global Corporate Trust does not compare its market values with those used by, or reconcile different market values used by, other business units of The Bank of New York Mellon Trust Company, N.A., The Bank of New York Mellon or their respective subsidiaries or affiliates. Neither The Bank of New York Mellon Trust Company, N.A. nor The Bank of New York Mellon shall be liable for any loss, damage or expense incurred as a result of or arising from or related to the market values or information provided by third party pricing services or the differences in market prices or information provided by other third party pricing services.



**BNY MELLON**

The Bank of New York Mellon Trust Company, N.A.

**TOWN OF WEST WARWICK WATER AUTHORITY**  
**FINANCE DIRECTOR**  
1072 MAIN ST  
WEST WARWICK RI 02893-3724

### Account Statement

Statement Period 11/01/2013 Through 11/30/2013

Account 112603  
KCWA GEN REN & REP RESV ACCT

**ADMINISTRATIVE CONTACT: MATTHEW BERNIER**  
135 SANTILLI HIGHWAY AIM 026-0018  
EVERETT, MA 02149  
617-382-5218  
MATTHEW.BERNIER@BNYMELLON.COM


**CLIENT SERVICE MANAGER: SUSAN CALISE**  
135 SANTILLI HIGHWAY AIM 026-0018  
EVERETT, MA 02149  
617-382-5217  
SUSAN.CALISE@BNYMELLON.COM

BNY Mellon has a team of professionals devoted exclusively to arbitrage compliance services for tax-exempt bond issuers and conduit borrowers. For additional information, please contact your Relationship Manager.

If you are interested in accessing your Account Statement on-line, please contact your Relationship Manager about our web-based INFORM product.

Visit us at [www.bnymellon.com](http://www.bnymellon.com)

### Account Overview



Percent of all Investments	Asset Classification	Market Value
100%	CASH AND SHORT TERM	1,272,751.90
100%	<b>TOTAL OF ALL INVESTMENTS</b>	<b>1,272,751.90</b>

### Summary of Assets Held

Asset Classification	Market Value	Cost	Accrued Income	Est Annual Income	Market Yield
CASH AND SHORT TERM	1,272,751.90	1,272,751.90	0.00	127.28	0.01%
<b>ACCOUNT TOTALS</b>	<b>1,272,751.90</b>	<b>1,272,751.90</b>	<b>0.00</b>	<b>127.28</b>	<b>0.01%</b>

### Summary of Cash Transactions

Transaction Category	Current Period			Year-to-Date	
	Income	Principal	Realized Gains/Losses	Income	Principal
OPENING BALANCE	0.00	0.00		0.00	0.00
DIVIDENDS	9.94	0.00	0.00	103.77	0.00
SALES AND REDEMPTIONS	0.00	0.00	0.00	0.00	0.31
OTHER CASH ADDITIONS	0.00	9.94	0.00	0.00	148,241.94
OTHER CASH RECEIPTS	0.00	0.00	0.00	0.31	0.00
PAYMENTS AND WITHDRAWALS	9.94 -	0.00	0.00	104.08 -	0.31 -
PURCHASES	0.00	9.94 -	0.00	0.00	148,241.94 -
<b>CLOSING BALANCE</b>	<b>0.00</b>	<b>0.00</b>	<b>0.00</b>	<b>0.00</b>	<b>0.00</b>

The above cash transactions summary is provided for information purposes only and may not reflect actual taxable income or deductible expenses as reportable under the Internal Revenue Code.



BNY MELLON

The Bank of New York Mellon Trust Company, N.A.

Statement Period 11/01/2013 Through 11/30/2013

Account 112603

KCWA GEN REN & REP RESV ACCT

### Statement of Assets Held

Shares / Par Value	Asset Description	Market Price Average Cost	Market Value Cost	Accrued Income Est Annual Income	Market Yield
<b>CASH AND SHORT TERM</b>					
1,272,751.900	FIDELITY INSTL M MKT GOVT #57 CLASS 1	1.00000	1,272,751.90	0.00	0.01%
	CUSIP: S99992780	1.00000	1,272,751.90	127.28	
<b>Total CASH AND SHORT TERM</b>			<b>1,272,751.90</b>	<b>0.00</b>	<b>0.01%</b>
			<b>1,272,751.90</b>	<b>127.28</b>	
<b>ACCOUNT TOTALS</b>			<b>1,272,751.90</b>	<b>0.00</b>	<b>0.01%</b>
			<b>1,272,751.90</b>	<b>127.28</b>	
Total Market Value Plus Total Accrued Income 1,272,751.90					

### Statement of Transactions

Transaction Date	Transaction Description	Income	Principal	Cost	Realized Gains/Losses
11/01/13	OPENING BALANCE	0.00	0.00	1,272,741.96	
11/04/13	Purchase FIDELITY INSTL M MKT GOVT #57 CLASS 1 9.94 SHARES	0.00	9.94 -	9.94	0.00
11/04/13	Dividend FIDELITY INSTL M MKT GOVT #57 CLASS 1 DIVIDEND	9.94	0.00	0.00	0.00
11/04/13	Cash Debit TRANSFERRED TO ACCOUNT 112603 FF	9.94 -	0.00	0.00	0.00
11/04/13	Cash Credit TRANSFERRED FROM ACCOUNT 112603 FF	0.00	9.94	0.00	0.00
11/04/13	DAILY ENDING BALANCE	0.00	0.00	1,272,751.90	0.00
11/30/13	CLOSING BALANCE	0.00	0.00	1,272,751.90	0.00

Cumulative realized capital gain and loss position from 12/31/2012 for securities held in principal of account:

Short Term: 0.00 \* Long Term: 0.00 \*

\* The above gain and loss position does not include transactions where tax cost information is incomplete or unavailable.

Cash and securities set forth on this Account Statement are held by The Bank of New York Mellon, an affiliate of The Bank of New York Mellon Trust Company, N.A. In addition, The Bank of New York Mellon Trust Company, N.A. may utilize subsidiaries and affiliates to provide services and certain products to the Account. Subsidiaries and affiliates may be compensated for their services and products.

The value of securities set forth on this Account Statement are obtained by The Bank of New York Mellon Trust Company, N.A., from its affiliate, The Bank of New York Mellon which determines such values for Global Corporate Trust on the basis of market prices and information obtained by The Bank of New York Mellon from unaffiliated third parties (including independent pricing vendors) ("third party pricing services"). The Bank of New York Mellon has not verified such market values or information and makes no assurances as to the accuracy or correctness of such market values or information or that the market values set forth on this Account Statement reflect the value of the securities that can be realized upon the sale of such securities. In addition, the market values for the securities set forth in this Account Statement may differ from the market prices and information for the same securities used by other business units of The Bank of New York Mellon Trust Company, N.A., The Bank of New York Mellon or their respective subsidiaries or affiliates based upon market prices and information received from other third party pricing services utilized by such other business units. Global Corporate Trust does not compare its market values with those used by, or reconcile different market values used by, other business units of The Bank of New York Mellon Trust Company, N.A., The Bank of New York Mellon or their respective subsidiaries or affiliates. Neither The Bank of New York Mellon Trust Company, N.A. nor The Bank of New York Mellon shall be liable for any loss, damage or expense incurred as a result of or arising from or related to the market values or information provided by third party pricing services or the differences in market prices or information provided by other third party pricing services.



BNY MELLON

The Bank of New York Mellon Trust Company, N.A.

WENT COUNTY WATER AUTHORITY  
FINANCE DIRECTOR  
1072 MAIN ST  
WEST WARWICK RI 02893-3724

### Account Statement

Statement Period 11/01/2013 Through 11/30/2013

Account 112604  
KCWA GENERAL RENEWAL AND REPLACEMENT AC

ADMINISTRATIVE CONTACT: MATTHEW BERNIER  
135 SANTILLI HIGHWAY AIM 026-0018  
EVERETT, MA 02149  
617-382-5218  
MATTHEW.BERNIER@BNYMELLON.COM

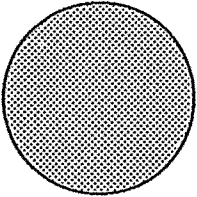
CLIENT SERVICE MANAGER: SUSAN CALISE  
135 SANTILLI HIGHWAY AIM 026-0018  
EVERETT, MA 02149  
617-382-5217  
SUSAN.CALISE@BNYMELLON.COM

BNY Mellon has a team of professionals devoted exclusively to arbitrage compliance services for tax-exempt bond issuers and conduit borrowers. For additional information, please contact your Relationship Manager.

If you are interested in accessing your Account Statement on-line, please contact your Relationship Manager about our web-based INFORM product.

Visit us at [www.bnymellon.com](http://www.bnymellon.com)

### Account Overview



Percent of all Investments	Asset Classification	Market Value
100% ☺	CASH AND SHORT TERM	280,031.13
100%	TOTAL OF ALL INVESTMENTS	280,031.13

### Summary of Assets Held

Asset Classification	Market Value	Cost	Accrued Income	Est Annual Income	Market Yield
CASH AND SHORT TERM	280,031.13	280,031.13	0.00	28.00	0.00%
ACCOUNT TOTALS	280,031.13	280,031.13	0.00	28.00	0.00%

### Summary of Cash Transactions

Transaction Category	Current Period			Year-to-Date	
	Income	Principal	Realized Gains/Losses	Income	Principal
OPENING BALANCE	0.00	0.00		0.00	0.00
DIVIDENDS	2.29	0.00	0.00	22.59	0.00
SALES AND REDEMPTIONS	0.00	0.00	0.00	0.00	25,985.89
OTHER CASH ADDITIONS	0.00	2.29	0.00	0.00	83,355.95
OTHER CASH RECEIPTS	0.00	0.00	0.00	0.06	0.00
PAYMENTS AND WITHDRAWALS	2.29 -	0.00	0.00	22.65 -	25,988.06 -
PURCHASES	0.00	2.29 -	0.00	0.00	83,353.78 -
CLOSING BALANCE	0.00	0.00	0.00	0.00	0.00

The above cash transactions summary is provided for information purposes only and may not reflect actual taxable income or deductible expenses as reportable under the Internal Revenue Code.

07710 M 1P03 S 99201



BNY MELLON

The Bank of New York Mellon Trust Company, N.A.

Statement Period 11/01/2013 Through 11/30/2013  
Account 112604  
KCWA GENERAL RENEWAL AND REPLACEMENT AC

### Statement of Assets Held

Shares / Per Value	Asset Description	Market Price Average Cost	Market Value Cost	Accrued Income Est Annual Income	Market Yield
<b>CASH AND SHORT TERM</b>					
280,031.130	FIDELITY INSTL M MKT GOVT #57 CLASS 1 CUSIP: S99992780	1.00000 1.00000	280,031.13 280,031.13	0.00 28.00	0.00% 0.00%
<b>Total CASH AND SHORT TERM</b>			<b>280,031.13</b>	<b>28.00</b>	<b>0.00%</b>
<b>ACCOUNT TOTALS</b>			<b>280,031.13</b>	<b>28.00</b>	<b>0.00%</b>
Total Market Value Plus Total Accrued Income 280,031.13					

### Statement of Transactions

Transaction Date	Transaction Description	Income	Principal	Cost	Realized Gains/Losses
11/01/13	OPENING BALANCE	0.00	0.00	280,028.84	
11/04/13	Purchase FIDELITY INSTL M MKT GOVT #57 CLASS 1 2.29 SHARES	0.00	2.29 -	2.29	0.00
11/04/13	Dividend FIDELITY INSTL M MKT GOVT #57 CLASS 1 DIVIDEND	2.29	0.00	0.00	0.00
11/04/13	Cash Debit TRANSFERRED TO ACCOUNT 112604 FF	2.29 -	0.00	0.00	0.00
11/04/13	Cash Credit TRANSFERRED FROM ACCOUNT 112604 FF	0.00	2.29	0.00	0.00
11/04/13	DAILY ENDING BALANCE	0.00	0.00	280,031.13	0.00
11/30/13	CLOSING BALANCE	0.00	0.00	280,031.13	0.00

Cumulative realized capital gain and loss position from 12/31/2012 for securities held in principal of account:

Short Term: 0.00 \* Long Term: 0.00 \*

\* The above gain and loss position does not include transactions where tax cost information is incomplete or unavailable.

Cash and securities set forth on this Account Statement are held by The Bank of New York Mellon, an affiliate of The Bank of New York Mellon Trust Company, N.A. In addition, The Bank of New York Mellon Trust Company, N.A. may utilize subsidiaries and affiliates to provide services and certain products to the Account. Subsidiaries and affiliates may be compensated for their services and products.

The value of securities set forth on this Account Statement are obtained by The Bank of New York Mellon Trust Company, N.A., from its affiliate, The Bank of New York Mellon which determines such values for Global Corporate Trust on the basis of market prices and information obtained by The Bank of New York Mellon from unaffiliated third parties (including independent pricing vendors) ("third party pricing services"). The Bank of New York Mellon has not verified such market values or information and makes no assurances as to the accuracy or correctness of such market values or information or that the market values set forth on this Account Statement reflect the value of the securities that can be realized upon the sale of such securities. In addition, the market values for the securities set forth in this Account Statement may differ from the market prices and information for the same securities used by other business units of The Bank of New York Mellon Trust Company, N.A., The Bank of New York Mellon or their respective subsidiaries or affiliates based upon market prices and information received from other third party pricing services utilized by such other business units. Global Corporate Trust does not compare its market values with those used by, or reconcile different market values used by, other business units of The Bank of New York Mellon Trust Company, N.A., The Bank of New York Mellon or their respective subsidiaries or affiliates. Neither The Bank of New York Mellon Trust Company, N.A. nor The Bank of New York Mellon shall be liable for any loss, damage or expense incurred as a result of or arising from or related to the market values or information provided by third party pricing services or the differences in market prices or information provided by other third party pricing services.



BNY MELLON

The Bank of New York Mellon Trust Company, N.A.

WENT COUNTY WATER AUTHORITY  
FINANCE DIRECTOR  
1072 MAIN ST  
WEST WARWICK RI 02893-3724

### Account Statement

Statement Period 11/01/2013 Through 11/30/2013

Account 112605  
KCWA INFRASTRUCTURE ACCT

ADMINISTRATIVE CONTACT: MATTHEW BERNIER  
135 SANTILLI HIGHWAY AIM 026-0018  
EVERETT, MA 02149  
617-382-5218  
MATTHEW.BERNIER@BNYMELLON.COM


CLIENT SERVICE MANAGER: SUSAN CALISE  
135 SANTILLI HIGHWAY AIM 026-0018  
EVERETT, MA 02149  
617-382-5217  
SUSAN.CALISE@BNYMELLON.COM

BNY Mellon has a team of professionals devoted exclusively to arbitrage compliance services for tax-exempt bond issuers and conduit borrowers. For additional information, please contact your Relationship Manager.

If you are interested in accessing your Account Statement on-line, please contact your Relationship Manager about our web-based INFORM product.

Visit us at [www.bnymellon.com](http://www.bnymellon.com)

### Account Overview



Percent of all Investments	Asset Classification	Market Value
100% ☉	CASH AND SHORT TERM	5,379,354.75
100%	TOTAL OF ALL INVESTMENTS	5,379,354.75

### Summary of Assets Held

Asset Classification	Market Value	Cost	Accrued Income	Est Annual Income	Market Yield
CASH AND SHORT TERM	5,379,354.75	5,379,354.75	0.00	537.94	0.01%
ACCOUNT TOTALS	5,379,354.75	5,379,354.75	0.00	537.94	0.01%

### Summary of Cash Transactions

Transaction Category	Current Period			Year-to-Date	
	Income	Principal	Realized Gains/Losses	Income	Principal
OPENING BALANCE	0.00	0.00		0.00	0.00
DIVIDENDS	56.23	0.00	0.00	750.82	0.00
SALES AND REDEMPTIONS	0.00	1,555,526.18	0.00	0.00	7,361,231.88
OTHER CASH ADDITIONS	0.00	56.23	0.00	0.00	4,500,753.08
OTHER CASH RECEIPTS	0.00	0.00	0.00	2.26	0.00
PAYMENTS AND WITHDRAWALS	56.23 -	1,555,526.18 -	0.00	753.08 -	7,361,311.37 -
PURCHASES	0.00	56.23 -	0.00	0.00	4,500,673.59 -
CLOSING BALANCE	0.00	0.00	0.00	0.00	0.00

The above cash transactions summary is provided for information purposes only and may not reflect actual taxable income or deductible expenses as reportable under the Internal Revenue Code.

07710 M 1 PD3 s 99,202



BNY MELLON

The Bank of New York Mellon Trust Company, N.A.

Statement Period 11/01/2013 Through 11/30/2013

Account 112605

KCWA INFRASTRUCTURE ACCT

### Statement of Assets Held

Shares / Par Value	Asset Description	Market Price Average Cost	Market Value Cost	Accrued Income Est Annual Income	Market Yield
<b>CASH AND SHORT TERM</b>					
5,379,354.750	FIDELITY INSTL M MKT GOVT #57 CLASS 1 CUSIP: S99992780	1.00000 1.00000	5,379,354.75 5,379,354.75	0.00 537.94	0.01% 0.01%
<b>Total CASH AND SHORT TERM</b>			<b>5,379,354.75</b>	<b>0.00</b>	<b>0.01%</b>
<b>ACCOUNT TOTALS</b>			<b>5,379,354.75</b>	<b>0.00</b>	<b>0.01%</b>
Total Market Value Plus Total Accrued Income 5,379,354.75			<b>5,379,354.75</b>	<b>537.94</b>	

### Statement of Transactions

Transaction Date	Transaction Description	Income	Principal	Cost	Realized Gains/Losses
11/01/13	OPENING BALANCE	0.00	0.00	6,934,824.70	
11/04/13	Purchase FIDELITY INSTL M MKT GOVT #57 CLASS 1 56.23 SHARES	0.00	56.23 -	56.23	0.00
11/04/13	Dividend FIDELITY INSTL M MKT GOVT #57 CLASS 1 DIVIDEND	56.23	0.00	0.00	0.00
11/04/13	Cash Debit TRANSFERRED TO ACCOUNT 112605 FF	56.23 -	0.00	0.00	0.00
11/04/13	Cash Credit TRANSFERRED FROM ACCOUNT 112605 FF	0.00	56.23	0.00	0.00
11/04/13	DAILY ENDING BALANCE	0.00	0.00	6,934,880.93	0.00
11/06/13	Sale FIDELITY INSTL M MKT GOVT #57 CLASS 1 1,014,534.29 SHARES	0.00	1,014,534.29	1,014,534.29 -	0.00
11/06/13	Check HART ENGINEERING CORPORATION PAYMENT ON BEHALF OF KENT COUNTY WATER AUTHORITY REQUISITION DATED 10/31/13 IFR QUAKER LANE (240C) APPLICATION #8	0.00	436,900.02 -	0.00	0.00
11/06/13	Check BOYLE & FOGARTY CONSTRUCTION CO., INC. PAYMENT ON BEHALF OF KENT COUNTY WATER AUTHORITY REQUISITION DATED 10/31/13 IFR 2010A (249C) APPLICATION #13	0.00	109,094.45 -	0.00	0.00
11/06/13	Check BOYLE & FOGARTY CONSTRUCTION CO., INC. PAYMENT ON BEHALF OF KENT COUNTY WATER AUTHORITY REQUISITION DATED 10/31/13 IFR 2010B (252C) APPLICATION #6	0.00	468,539.82 -	0.00	0.00
11/06/13	DAILY ENDING BALANCE	0.00	0.00	5,920,346.64	0.00
11/29/13	Sale FIDELITY INSTL M MKT GOVT #57 CLASS 1 540,991.89 SHARES	0.00	540,991.89	540,991.89 -	0.00
11/29/13	Check BOYLE & FOGARTY CONSTRUCTION CO., INC. PAYMENT ON BEHALF OF KENT COUNTY WATER AUTHORITY DATED 11/21/13 RE: IFR 2010B CONSTRUCTION ACCOUNT (252C) APP 7	0.00	540,991.89 -	0.00	0.00
11/29/13	DAILY ENDING BALANCE	0.00	0.00	5,379,354.75	0.00
11/30/13	CLOSING BALANCE	0.00	0.00	5,379,354.75	0.00

Cumulative realized capital gain and loss position from 12/31/2012 for securities held in principal of account:

Short Term: 0.00 \* Long Term: 0.00 \*

\* The above gain and loss position does not include transactions where tax cost information is incomplete or unavailable.



**BNY MELLON**

The Bank of New York Mellon Trust Company, N.A.

Statement Period 11/01/2013 Through 11/30/2013

Account 112605

KCWA INFRASTRUCTURE ACCT

Cash and securities set forth on this Account Statement are held by The Bank of New York Mellon, an affiliate of The Bank of New York Mellon Trust Company, N.A. In addition, The Bank of New York Mellon Trust Company, N.A. may utilize subsidiaries and affiliates to provide services and certain products to the Account. Subsidiaries and affiliates may be compensated for their services and products.

The value of securities set forth on this Account Statement are obtained by The Bank of New York Mellon Trust Company, N.A., from its affiliate, The Bank of New York Mellon which determines such values for Global Corporate Trust on the basis of market prices and information obtained by The Bank of New York Mellon from unaffiliated third parties (including independent pricing vendors) ("third party pricing services"). The Bank of New York Mellon has not verified such market values or information and makes no assurances as to the accuracy or correctness of such market values or information or that the market values set forth on this Account Statement reflect the value of the securities that can be realized on the sale of such securities. In addition, the market values for the securities set forth in this Account Statement may differ from the market prices and information for the same securities used by other business units of The Bank of New York Mellon Trust Company, N.A., The Bank of New York Mellon or their respective subsidiaries or affiliates based upon market prices and information received from other third party pricing services utilized by such other business units. Global Corporate Trust does not compare its market values with those used by, or reconcile different market values used by, other business units of The Bank of New York Mellon Trust Company, N.A., The Bank of New York Mellon or their respective subsidiaries or affiliates. Neither The Bank of New York Mellon Trust Company, N.A. nor The Bank of New York Mellon shall be liable for any loss, damage or expense incurred as a result of or arising from or related to the market values or information provided by third party pricing services or the differences in market prices or information provided by other third party pricing services.

6  
97710  
m  
1 P03  
5 99203







BNY MELLON

The Bank of New York Mellon Trust Company, N.A.

WENT COUNTY WATER AUTHORITY  
FINANCE DIRECTOR  
1072 MAIN ST  
WEST WARWICK RI 02893-3724

### Account Statement

Statement Period 11/01/2013 Through 11/30/2013

Account 112606  
KCWA OPER & MAIN RESERVE ACCT

ADMINISTRATIVE CONTACT: MATTHEW BERNIER  
135 SANTILLI HIGHWAY AIM 026-0018  
EVERETT, MA 02149  
617-382-5218  
MATTHEW.BERNIER@BNYMELLON.COM


CLIENT SERVICE MANAGER: SUSAN CALISE  
135 SANTILLI HIGHWAY AIM 026-0018  
EVERETT, MA 02149  
617-382-5217  
SUSAN.CALISE@BNYMELLON.COM

BNY Mellon has a team of professionals devoted exclusively to arbitrage compliance services for tax-exempt bond issuers and conduit borrowers. For additional information, please contact your Relationship Manager.

If you are interested in accessing your Account Statement on-line, please contact your Relationship Manager about our web-based INFORM product.

Visit us at [www.bnymellon.com](http://www.bnymellon.com)

### Account Overview



Percent of all Investments	Asset Classification	Market Value
100% ⊕	CASH AND SHORT TERM	2,493,139.97
100%	TOTAL OF ALL INVESTMENTS	2,493,139.97

### Summary of Assets Held

Asset Classification	Market Value	Cost	Accrued Income	Est Annual Income	Market Yield
CASH AND SHORT TERM	2,493,139.97	2,493,139.97	0.00	249.31	0.00%
ACCOUNT TOTALS	2,493,139.97	2,493,139.97	0.00	249.31	0.00%

### Summary of Cash Transactions

Transaction Category	Current Period			Year-to-Date	
	Income	Principal	Realized Gains/Losses	Income	Principal
OPENING BALANCE	0.00	0.00		0.00	0.00
DIVIDENDS	21.34	0.00	0.00	231.55	0.00
SALES AND REDEMPTIONS	0.00	0.00	0.00	0.00	34,442.62
OTHER CASH ADDITIONS	0.00	21.34	0.00	0.00	232.24
OTHER CASH RECEIPTS	0.00	0.00	0.00	0.69	0.00
PAYMENTS AND WITHDRAWALS	21.34 -	0.00	0.00	232.24 -	34,442.62 -
PURCHASES	0.00	21.34 -	0.00	0.00	232.24 -
CLOSING BALANCE	0.00	0.00	0.00	0.00	0.00

The above cash transactions summary is provided for information purposes only and may not reflect actual taxable income or deductible expenses as reportable under the Internal Revenue Code.

97710 m 1 P03 S 9/20/14



BNY MELLON

The Bank of New York Mellon Trust Company, N.A.

Statement Period 11/01/2013 Through 11/30/2013  
Account 112606  
KCWA OPER & MAIN RESERVE ACCT

### Statement of Assets Held

Shares / Par Value	Asset Description	Market Price Average Cost	Market Value Cost	Accrued Income Est Annual Income	Market Yield
<b>CASH AND SHORT TERM</b>					
2,493,139.970	FIDELITY INSTL M MKT GOVT #57 CLASS 1 CUSIP: S99992780	1.00000 1.00000	2,493,139.97 2,493,139.97	0.00 249.31	0.00% 0.00%
<b>Total CASH AND SHORT TERM</b>			<b>2,493,139.97</b>	<b>0.00</b>	<b>0.00%</b>
<b>ACCOUNT TOTALS</b>			<b>2,493,139.97</b>	<b>0.00</b>	<b>0.00%</b>
Total Market Value Plus Total Accrued Income 2,493,139.97				249.31	

### Statement of Transactions

Transaction Date	Transaction Description	Income	Principal	Cost	Realized Gains/Losses
11/01/13	OPENING BALANCE	0.00	0.00	2,493,118.63	
11/04/13	Purchase FIDELITY INSTL M MKT GOVT #57 CLASS 1 21.34 SHARES	0.00	21.34 -	21.34	0.00
11/04/13	Dividend FIDELITY INSTL M MKT GOVT #57 CLASS 1 DIVIDEND	21.34	0.00	0.00	0.00
11/04/13	Cash Debit TRANSFERRED TO ACCOUNT 112606 FF	21.34 -	0.00	0.00	0.00
11/04/13	Cash Credit TRANSFERRED FROM ACCOUNT 112606 FF	0.00	21.34	0.00	0.00
11/04/13	DAILY ENDING BALANCE	0.00	0.00	2,493,139.97	0.00
11/30/13	CLOSING BALANCE	0.00	0.00	2,493,139.97	0.00

Cumulative realized capital gain and loss position from 12/31/2012 for securities held in principal of account:

Short Term: 0.00 \* Long Term: 0.00 \*

\* The above gain and loss position does not include transactions where tax cost information is incomplete or unavailable.

Cash and securities set forth on this Account Statement are held by The Bank of New York Mellon, an affiliate of The Bank of New York Mellon Trust Company, N.A. In addition, The Bank of New York Mellon Trust Company, N.A. may utilize subsidiaries and affiliates to provide services and certain products to the Account. Subsidiaries and affiliates may be compensated for their services and products.

The value of securities set forth on this Account Statement are obtained by The Bank of New York Mellon Trust Company, N.A., from its affiliate, The Bank of New York Mellon which determines such values for Global Corporate Trust on the basis of market prices and information obtained by The Bank of New York Mellon from unaffiliated third parties (including independent pricing vendors) ("third party pricing services"). The Bank of New York Mellon has not verified such market values or information and makes no assurances as to the accuracy or correctness of such market values or information or that the market values set forth on this Account Statement reflect the value of the securities that can be realized upon the sale of such securities. In addition, the market values for the securities set forth in this Account Statement may differ from the market prices and information for the same securities used by other business units of The Bank of New York Mellon Trust Company, N.A., The Bank of New York Mellon or their respective subsidiaries or affiliates based upon market prices and information received from other third party pricing services utilized by such other business units. Global Corporate Trust does not compare its market values with those used by, or reconcile different market values used by, other business units of The Bank of New York Mellon Trust Company, N.A., The Bank of New York Mellon or their respective subsidiaries or affiliates. Neither The Bank of New York Mellon Trust Company, N.A. nor The Bank of New York Mellon shall be liable for any loss, damage or expense incurred as a result of or arising from or related to the market values or information provided by third party pricing services or the differences in market prices or information provided by other third party pricing services.



**BNY MELLON**

The Bank of New York Mellon Trust Company, N.A.

**WENT COUNTY WATER AUTHORITY**  
**FINANCE DIRECTOR**  
1072 MAIN ST  
WEST WARWICK RI 02893-3724

BNY Mellon has a team of professionals devoted exclusively to arbitrage compliance services for tax-exempt bond issuers and conduit borrowers. For additional information, please contact your Relationship Manager.

If you are interested in accessing your Account Statement on-line, please contact your Relationship Manager about our web-based INFORM product.

Visit us at [www.bnymellon.com](http://www.bnymellon.com)

## Account Statement

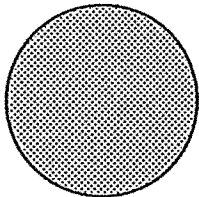
Statement Period 11/01/2013 Through 11/30/2013

Account 112612  
KCWA SER 2004A DEBT SERVICE FD

**ADMINISTRATIVE CONTACT: MATTHEW BERNIER**  
135 SANTILLI HIGHWAY AIM 026-0018  
EVERETT, MA 02149  
617-382-5218  
MATTHEW.BERNIER@BNYMELLON.COM

**CLIENT SERVICE MANAGER: SUSAN CALISE**  
135 SANTILLI HIGHWAY AIM 026-0018  
EVERETT, MA 02149  
617-382-5217  
SUSAN.CALISE@BNYMELLON.COM

## Account Overview



Percent of all Investments	Asset Classification	Market Value
100% ☉	CASH AND SHORT TERM	368,784.91
100%	TOTAL OF ALL INVESTMENTS	368,784.91

## Summary of Assets Held

Asset Classification	Market Value	Cost	Accrued Income	Est Annual Income	Market Yield
CASH AND SHORT TERM	368,784.91	368,784.91	0.00	36.88	0.01%
ACCOUNT TOTALS	368,784.91	368,784.91	0.00	36.88	0.01%

## Summary of Cash Transactions

Transaction Category	Current Period			Year-to-Date	
	Income	Principal	Realized Gains/Losses	Income	Principal
OPENING BALANCE	0.00	0.00		0.00	0.00
DIVIDENDS	2.62	0.00	0.00	57.07	0.00
SALES AND REDEMPTIONS	0.00	0.00	0.00	0.00	1,254,462.67
OTHER CASH ADDITIONS	0.00	2.62	0.00	0.00	1,008,355.14
OTHER CASH RECEIPTS	0.00	0.00	0.00	0.17	0.00
PAYMENTS AND WITHDRAWALS	2.62 -	0.00	0.00	57.24 -	1,266,825.17 -
PURCHASES	0.00	2.62 -	0.00	0.00	995,992.64 -
CLOSING BALANCE	0.00	0.00	0.00	0.00	0.00

The above cash transactions summary is provided for information purposes only and may not reflect actual taxable income or deductible expenses as reportable under the Internal Revenue Code.

0  
97710  
m  
1 P03 s 99205



BNY MELLON

The Bank of New York Mellon Trust Company, N.A.

Statement Period 11/01/2013 Through 11/30/2013

Account 112612

KCWA SER 2004A DEBT SERVICE FD

### Statement of Assets Held

Shares / Par Value	Asset Description	Market Price Average Cost	Market Value Cost	Accrued Income Est Annual Income	Market Yield
<b>CASH AND SHORT TERM</b>					
368,784.910	FIDELITY INSTL M MKT GOVT #57 CLASS 1 CUSIP: S99992780	1.00000 1.00000	368,784.91 368,784.91	0.00 36.88	0.01%
<b>Total CASH AND SHORT TERM</b>			<b>368,784.91</b>	<b>0.00</b> <b>36.88</b>	<b>0.01%</b>
<b>ACCOUNT TOTALS</b>			<b>368,784.91</b>	<b>0.00</b> <b>36.88</b>	<b>0.01%</b>
Total Market Value Plus Total Accrued Income 368,784.91					

### Statement of Transactions

Transaction Date	Transaction Description	Income	Principal	Cost	Realized Gains/Losses
11/01/13	OPENING BALANCE	0.00	0.00	368,782.29	
11/04/13	Purchase FIDELITY INSTL M MKT GOVT #57 CLASS 1 2.62 SHARES	0.00	2.62 -	2.62	0.00
11/04/13	Dividend FIDELITY INSTL M MKT GOVT #57 CLASS 1 DIVIDEND	2.62	0.00	0.00	0.00
11/04/13	Cash Debit TRANSFERRED TO ACCOUNT 112612 FF	2.62 -	0.00	0.00	0.00
11/04/13	Cash Credit TRANSFERRED FROM ACCOUNT 112612 FF	0.00	2.62	0.00	0.00
11/04/13	DAILY ENDING BALANCE	0.00	0.00	368,784.91	0.00
11/30/13	CLOSING BALANCE	0.00	0.00	368,784.91	0.00

Cumulative realized capital gain and loss position from 12/31/2012 for securities held in principal of account:

Short Term: 0.00 \* Long Term: 0.00 \*

\* The above gain and loss position does not include transactions where tax cost information is incomplete or unavailable.

Cash and securities set forth on this Account Statement are held by The Bank of New York Mellon, an affiliate of The Bank of New York Mellon Trust Company, N.A. In addition, The Bank of New York Mellon Trust Company, N.A. may utilize subsidiaries and affiliates to provide services and certain products to the Account. Subsidiaries and affiliates may be compensated for their services and products.

The value of securities set forth on this Account Statement are obtained by The Bank of New York Mellon Trust Company, N.A., from its affiliate, The Bank of New York Mellon which determines such values for Global Corporate Trust on the basis of market prices and information obtained by The Bank of New York Mellon from unaffiliated third parties (including independent pricing vendors) ("third party pricing services"). The Bank of New York Mellon has not verified such market values or information and makes no assurances as to the accuracy or correctness of such market values or information or that the market values set forth on this Account Statement reflect the value of the securities that can be realized upon the sale of such securities. In addition, the market values for the securities set forth in this Account Statement may differ from the market prices and information for the same securities used by other business units of The Bank of New York Mellon Trust Company, N.A., The Bank of New York Mellon or their respective subsidiaries or affiliates based upon market prices and information received from other third party pricing services utilized by such other business units. Global Corporate Trust does not compare its market values with those used by, or reconcile different market values used by, other business units of The Bank of New York Mellon Trust Company, N.A., The Bank of New York Mellon or their respective subsidiaries or affiliates. Neither The Bank of New York Mellon Trust Company, N.A. nor The Bank of New York Mellon shall be liable for any loss, damage or expense incurred as a result of or arising from or related to the market values or information provided by third party pricing services or the differences in market prices or information provided by other third party pricing services.



**BNY MELLON**

The Bank of New York Mellon Trust Company, N.A.

**WEST COUNTY WATER AUTHORITY  
FINANCE DIRECTOR  
1072 MAIN ST  
WEST WARWICK RI 02893-3724**

### Account Statement

Statement Period 11/01/2013 Through 11/30/2013

Account 112613  
KCWA SER 2004A DEBT SERV RESRV

**ADMINISTRATIVE CONTACT: MATTHEW BERNIER**  
135 SANTILLI HIGHWAY AIM 026-0018  
EVERETT, MA 02149  
617-382-5218  
MATTHEW.BERNIER@BNYMELLON.COM

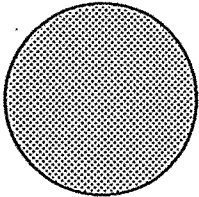
**CLIENT SERVICE MANAGER: SUSAN CALISE**  
135 SANTILLI HIGHWAY AIM 026-0018  
EVERETT, MA 02149  
617-382-5217  
SUSAN.CALISE@BNYMELLON.COM

BNY Mellon has a team of professionals devoted exclusively to arbitrage compliance services for tax-exempt bond issuers and conduit borrowers. For additional information, please contact your Relationship Manager.

If you are interested in accessing your Account Statement on-line, please contact your Relationship Manager about our web-based INFORM product.

Visit us at [www.bnymellon.com](http://www.bnymellon.com)

### Account Overview



Percent of all Investments	Asset Classification	Market Value
100%	CASH AND SHORT TERM	229,738.50
100%	TOTAL OF ALL INVESTMENTS	229,738.50

### Summary of Assets Held

Asset Classification	Market Value	Cost	Accrued Income	Est Annual Income	Market Yield
CASH AND SHORT TERM	229,738.50	225,636.90	0.00	8,029.28	3.49%
ACCOUNT TOTALS	229,738.50	225,636.90	0.00	8,029.28	3.49%

### Summary of Cash Transactions

Transaction Category	Current Period			Year-to-Date	
	Income	Principal	Realized Gains/Losses	Income	Principal
OPENING BALANCE	0.00	0.00		0.00	0.00
DIVIDENDS	0.04	0.00	0.00	1.03	0.00
INTEREST	0.00	0.00	0.00	5,159.36	0.00
SALES AND REDEMPTIONS	0.00	0.00	0.00	0.00	866,685.92
PAYMENTS AND WITHDRAWALS	0.04 -	0.00	0.00	5,160.39 -	0.00
PURCHASES	0.00	0.00	0.00	0.00	866,685.92 -
CLOSING BALANCE	0.00	0.00	0.00	0.00	0.00

The above cash transactions summary is provided for information purposes only and may not reflect actual taxable income or deductible expenses as reportable under the Internal Revenue Code.

97710 m 1 PD3 s 99206



BNY MELLON

The Bank of New York Mellon Trust Company, N.A.

Statement Period 11/01/2013 Through 11/30/2013

Account 112613

KCWA SER 2004A DEBT SERV RESRV

### Statement of Assets Held

Shares / Par Value	Asset Description	Market Price Average Cost	Market Value Cost	Accrued Income Est Annual Income	Market Yield
<b>CASH AND SHORT TERM</b>					
9,727.260	FIDELITY INSTL M MKT GOVT #57 CLASS 1	1.00000	9,727.26	0.00	0.00%
	CUSIP: S99992780	1.00000	9,727.26	0.97	
220,013.000	UNITED STATES TREAS BILLS	99.99920	220,011.24	0.00	3.64%
	CUSIP: 912796AQ2	98.13495	215,909.64	8,028.31	
	MATURITY DATE: 01/09/2014				
	RATE: 0.00%				
<b>Total CASH AND SHORT TERM</b>			<b>229,738.50</b>	<b>0.00</b>	<b>3.49%</b>
			<b>225,636.90</b>	<b>8,029.28</b>	
<b>ACCOUNT TOTALS</b>			<b>229,738.50</b>	<b>0.00</b>	<b>3.49%</b>
			<b>225,636.90</b>	<b>8,029.28</b>	

Total Market Value Plus Total Accrued Income 229,738.50

### Statement of Transactions

Transaction Date	Transaction Description	Income	Principal	Cost	Realized Gains/Losses
11/01/13	OPENING BALANCE	0.00	0.00	225,636.90	
11/04/13	Dividend	0.04	0.00	0.00	0.00
	FIDELITY INSTL M MKT GOVT #57 CLASS 1 DIVIDEND				
11/04/13	Cash Debit	0.04	0.00	0.00	0.00
	TRANSFERRED TO ACCOUNT 112600 FF				
11/04/13	DAILY ENDING BALANCE	0.00	0.00	225,636.90	0.00
11/30/13	CLOSING BALANCE	0.00	0.00	225,636.90	0.

Cumulative realized capital gain and loss position from 12/31/2012 for securities held in principal of account:

Short Term: 0.00 \* Long Term: 0.00 \*

\* The above gain and loss position does not include transactions where tax cost information is incomplete or unavailable.

Cash and securities set forth on this Account Statement are held by The Bank of New York Mellon, an affiliate of The Bank of New York Mellon Trust Company, N.A. In addition, The Bank of New York Mellon Trust Company, N.A. may utilize subsidiaries and affiliates to provide services and certain products to the Account. Subsidiaries and affiliates may be compensated for their services and products.

The value of securities set forth on this Account Statement are obtained by The Bank of New York Mellon Trust Company, N.A., from its affiliate, The Bank of New York Mellon which determines such values for Global Corporate Trust on the basis of market prices and information obtained by The Bank of New York Mellon from unaffiliated third parties (including independent pricing vendors) ("third party pricing services"). The Bank of New York Mellon has not verified such market values or information and makes no assurances as to the accuracy or correctness of such market values or information or that the market values set forth on this Account Statement reflect the value of the securities that can be realized upon the sale of such securities. In addition, the market values for the securities set forth in this Account Statement may differ from the market prices and information for the same securities used by other business units of The Bank of New York Mellon Trust Company, N.A., The Bank of New York Mellon or their respective subsidiaries or affiliates based upon market prices and information received from other third party pricing services utilized by such other business units. Global Corporate Trust does not compare its market values with those used by, or reconcile different market values used by, other business units of The Bank of New York Mellon Trust Company, N.A., The Bank of New York Mellon or their respective subsidiaries or affiliates. Neither The Bank of New York Mellon Trust Company, N.A. nor The Bank of New York Mellon shall be liable for any loss, damage or expense incurred as a result of or arising from or related to the market values or information provided by third party pricing services or the differences in market prices or information provided by other third party pricing services.



November 30, 2013



# Envelope Contents

Account Information	Number of Pages	Starting Page Number	Account Information	Number of Pages	Starting Page Number
KCWA SER 2001 REFUNDING TRUST AC 853021	2	1 of 12			
KCWA SER 2002 REFUNDING TRUST AC 853022	2	3 of 12			
KCWA SER 2012 DSR FUND 853023	2	5 of 12			
KCWA SER 2012 DEBT SERVICE FD 853024	2	7 of 12			
KCWA SER 2012 PJCT FD COI AC 853025	2	9 of 12			
KCWA DEBT SERVICE SAVINGS CIP 853026	2	11 of 12			

00007747 02 AB 0.837 02 TR 00093 XBNEF203 000000  
 KENT COUNTY WATER AUTHORITY  
 FINANCE DIRECTOR  
 1072 MAIN STREET  
 WEST WARWICK RI 02893



*This Page Intentionally Blank*



**BNY MELLON**

The Bank of New York Mellon Trust Company, N.A.

**KENT COUNTY WATER AUTHORITY**  
**FINANCE DIRECTOR**  
**1072 MAIN STREET**  
**WEST WARWICK RI 02893**

### Account Statement

Statement Period 11/01/2013 Through 11/30/2013

Account 853021  
KENT COUNTY WATER AUTHORITY  
GENERAL REFUNDING REVENUE BONDS  
2012 SERIES A

**ADMINISTRATIVE CONTACT: MATTHEW BERNIER**  
135 SANTILLI HIGHWAY AIM 026-0018  
EVERETT, MA 02149  
617-382-5218  
MATTHEW.BERNIER@BNYMELLON.COM

**CLIENT SERVICE MANAGER: SUSAN CALISE**  
135 SANTILLI HIGHWAY AIM 026-0018  
EVERETT, MA 02149  
617-382-5217  
SUSAN.CALISE@BNYMELLON.COM

BNY Mellon has a team of professionals devoted exclusively to arbitrage compliance services for tax-exempt bond issuers and conduit borrowers. For additional information, please contact your Relationship Manager.

If you are interested in accessing your Account Statement on-line, please contact your Relationship Manager about our web-based INFORM product.

Visit us at [www.bnymellon.com](http://www.bnymellon.com)

### Summary of Assets Held

Asset Classification	Market Value	Cost	Accrued Income	Est Annual Income	Market Yield
No Assets Held					

### Summary of Cash Transactions

Transaction Category	Current Period			Year-to-Date	
	Income	Principal	Realized Gains/Losses	Income	Principal
OPENING BALANCE	0.00	0.00		0.00	0.00
CLOSING BALANCE	0.00	0.00	0.00	0.00	0.00

The above cash transactions summary is provided for information purposes only and may not reflect actual taxable income or deductible expenses as reportable under the Internal Revenue Code.

c 9710 m 1 PD3 s 99208



**BNY MELLON**

The Bank of New York Mellon Trust Company, N.A.

Statement Period 11/01/2013 Through 11/30/2013

Account 853021

KCWA SER 2001 REFUNDING TRUST AC

Cash and securities set forth on this Account Statement are held by The Bank of New York Mellon, an affiliate of The Bank of New York Mellon Trust Company, N.A. In addition, The Bank of New York Mellon Trust Company, N.A. may utilize subsidiaries and affiliates to provide services and certain products to the Account. Subsidiaries and affiliates may be compensated for their services and products.

The value of securities set forth on this Account Statement are obtained by The Bank of New York Mellon Trust Company, N.A., from its affiliate, The Bank of New York Mellon which determines such values for Global Corporate Trust on the basis of market prices and information obtained by The Bank of New York Mellon from unaffiliated third parties (including independent pricing vendors) ("third party pricing services"). The Bank of New York Mellon has not verified such market values or information and makes no assurances as to the accuracy or correctness of such market values or information or that the market values set forth on this Account Statement reflect the value of the securities that can be realized upon the sale of such securities. In addition, the market values for the securities set forth in this Account Statement may differ from the market prices and information for the same securities used by other business units of The Bank of New York Mellon Trust Company, N.A., The Bank of New York Mellon or their respective subsidiaries or affiliates based upon market prices and information received from other third party pricing services utilized by such other business units. Global Corporate Trust does not compare its market values with those used by, or reconcile different market values used by, other business units of The Bank of New York Mellon Trust Company, N.A., The Bank of New York Mellon or their respective subsidiaries or affiliates. Neither The Bank of New York Mellon Trust Company, N.A. nor The Bank of New York Mellon shall be liable for any loss, damage or expense incurred as a result of or arising from or related to the market values or information provided by third party pricing services or the differences in market prices or information provided by other third party pricing services.



**BNY MELLON**

The Bank of New York Mellon Trust Company, N.A.

**KENT COUNTY WATER AUTHORITY  
FINANCE DIRECTOR  
1072 MAIN STREET  
WEST WARWICK RI 02893**

### Account Statement

Statement Period 11/01/2013 Through 11/30/2013

Account 853022  
KENT COUNTY WATER AUTHORITY  
GENERAL REFUNDING REVENUE BONDS  
2012 SERIES A

**ADMINISTRATIVE CONTACT: MATTHEW BERNIER**  
135 SANTILLI HIGHWAY AIM 026-0018  
EVERETT, MA 02149  
617-382-5218  
MATTHEW.BERNIER@BNYMELLON.COM

**CLIENT SERVICE MANAGER: SUSAN CALISE**  
135 SANTILLI HIGHWAY AIM 026-0018  
EVERETT, MA 02149  
617-382-5217  
SUSAN.CALISE@BNYMELLON.COM

BNY Mellon has a team of professionals devoted exclusively to arbitrage compliance services for tax-exempt bond issuers and conduit borrowers. For additional information, please contact your Relationship Manager.

If you are interested in accessing your Account Statement on-line, please contact your Relationship Manager about our web-based INFORM product.

Visit us at [www.bnymellon.com](http://www.bnymellon.com)

### Summary of Assets Held

Asset Classification	Market Value	Cost	Accrued Income	Est Annual Income	Market Yield
No Assets Held					

### Summary of Cash Transactions

Transaction Category	Current Period			Year-to-Date	
	Income	Principal	Realized Gains/Losses	Income	Principal
OPENING BALANCE	0.00	0.00		0.00	0.00
CLOSING BALANCE	0.00	0.00	0.00	0.00	0.00

The above cash transactions summary is provided for information purposes only and may not reflect actual taxable income or deductible expenses as reportable under the Internal Revenue Code.

G 97710 M 1 P03 S 99209



**BNY MELLON**

The Bank of New York Mellon Trust Company, N.A.

Statement Period 11/01/2013 Through 11/30/2013

Account 853022

KCWA SER 2002 REFUNDING TRUST AC

Cash and securities set forth on this Account Statement are held by The Bank of New York Mellon, an affiliate of The Bank of New York Mellon Trust Company, N.A. In addition, The Bank of New York Mellon Trust Company, N.A. may utilize subsidiaries and affiliates to provide services and certain products to the Account. Subsidiaries and affiliates may be compensated for their services and products.

The value of securities set forth on this Account Statement are obtained by The Bank of New York Mellon Trust Company, N.A., from its affiliate, The Bank of New York Mellon which determines such values for Global Corporate Trust on the basis of market prices and information obtained by The Bank of New York Mellon from unaffiliated third parties (including independent pricing vendors) ("third party pricing services"). The Bank of New York Mellon has not verified such market values or information and makes no assurances as to the accuracy or correctness of such market values or information or that the market values set forth on this Account Statement reflect the value of the securities that can be realized upon the sale of such securities. In addition, the market values for the securities set forth in this Account Statement may differ from the market prices and information for the same securities used by other business units of The Bank of New York Mellon Trust Company, N.A., The Bank of New York Mellon or their respective subsidiaries or affiliates based upon market prices and information received from other third party pricing services utilized by such other business units. Global Corporate Trust does not compare its market values with those used by, or reconcile different market values used by, other business units of The Bank of New York Mellon Trust Company, N.A., The Bank of New York Mellon or their respective subsidiaries or affiliates. Neither The Bank of New York Mellon Trust Company, N.A. nor The Bank of New York Mellon shall be liable for any loss, damage or expense incurred as a result of or arising from or related to the market values or information provided by third party pricing services or the differences in market prices or information provided by other third party pricing services.



BNY MELLON

The Bank of New York Mellon Trust Company, N.A.

KENT COUNTY WATER AUTHORITY  
FINANCE DIRECTOR  
1072 MAIN STREET  
WEST WARWICK RI 02893

### Account Statement

Statement Period 11/01/2013 Through 11/30/2013

Account 853023  
KENT COUNTY WATER AUTHORITY  
GENERAL REFUNDING REVENUE BONDS  
2012 SERIES A

BNY Mellon has a team of professionals devoted exclusively to arbitrage compliance services for tax-exempt bond issuers and conduit borrowers. For additional information, please contact your Relationship Manager.

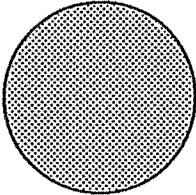
ADMINISTRATIVE CONTACT: MATTHEW BERNIER  
135 SANTILLI HIGHWAY AIM 026-0018  
EVERETT, MA 02149  
617-382-5218  
MATTHEW.BERNIER@BNYMELLON.COM

If you are interested in accessing your Account Statement on-line, please contact your Relationship Manager about our web-based INFORM product.

CLIENT SERVICE MANAGER: SUSAN CALISE  
135 SANTILLI HIGHWAY AIM 026-0018  
EVERETT, MA 02149  
617-382-5217  
SUSAN.CALISE@BNYMELLON.COM

Visit us at [www.bnymellon.com](http://www.bnymellon.com)

### Account Overview



Percent of all Investments	Asset Classification	Market Value
100%	CASH AND SHORT TERM	1,774,674.69
100%	TOTAL OF ALL INVESTMENTS	1,774,674.69

### Summary of Assets Held

Asset Classification	Market Value	Cost	Accrued Income	Est Annual Income	Market Yield
CASH AND SHORT TERM	1,774,674.69	1,754,485.05	0.00	39,587.58	2.23%
ACCOUNT TOTALS	1,774,674.69	1,754,485.05	0.00	39,587.58	2.23%

### Summary of Cash Transactions

Transaction Category	Current Period			Year-to-Date	
	Income	Principal	Realized Gains/Losses	Income	Principal
OPENING BALANCE	0.00	0.00		0.00	0.00
DIVIDENDS	5.89	0.00	0.00	64.37	0.00
INTEREST	0.00	0.00	0.00	25,396.31	0.00
SALES AND REDEMPTIONS	0.00	0.00	0.00	0.00	4,266,155.27
OTHER CASH ADDITIONS	0.00	5.89	0.00	0.00	25,460.86
OTHER CASH RECEIPTS	0.00	0.00	0.00	0.18	0.00
PAYMENTS AND WITHDRAWALS	5.89 -	0.00	0.00	25,460.86 -	0.18 -
PURCHASES	0.00	5.89 -	0.00	0.00	4,291,615.95 -
CLOSING BALANCE	0.00	0.00	0.00	0.00	0.00

The above cash transactions summary is provided for information purposes only and may not reflect actual taxable income or deductible expenses as reportable under the Internal Revenue Code.



BNY MELLON

The Bank of New York Mellon Trust Company, N.A.

Statement Period 11/01/2013 Through 11/30/2013

Account 853023

KCWA SER 2012 DSR FUND

### Statement of Assets Held

Shares / Par Value	Asset Description	Market Price Average Cost	Market Value Cost	Accrued Income Est Annual Income	Market Yield
<b>CASH AND SHORT TERM</b>					
691,696.350	FIDELITY INSTL M MKT GOVT #57 CLASS 1 CUSIP: S99992780	1.00000	691,696.35	0.00	0.01%
1,082,987.000	UNITED STATES TREAS BILLS CUSIP: 912796AQ2 MATURITY DATE: 01/09/2014 RATE: 0.00%	99.99920	1,082,978.34	0.00	3.64%
		98.13495	1,062,788.70	39,518.41	
<b>Total CASH AND SHORT TERM</b>			<b>1,774,674.69</b>	<b>0.00</b>	<b>2.23%</b>
			<b>1,754,485.05</b>	<b>39,587.58</b>	

### ACCOUNT TOTALS

Total Market Value Plus Total Accrued Income 1,774,674.69

1,774,674.69  
1,754,485.05

0.00  
39,587.58

### Statement of Transactions

Transaction Date	Transaction Description	Income	Principal	Cost	Realized Gains/Losses
11/01/13	OPENING BALANCE	0.00	0.00	1,754,479.16	
11/04/13	Purchase FIDELITY INSTL M MKT GOVT #57 CLASS 1 5.89 SHARES	0.00	5.89 -	5.89	0.00
11/04/13	Dividend FIDELITY INSTL M MKT GOVT #57 CLASS 1 DIVIDEND	5.89	0.00	0.00	0.00
11/04/13	Cash Debit TRANSFERRED TO ACCOUNT 853023 FF	5.89 -	0.00	0.00	0.00
11/04/13	Cash Credit TRANSFERRED FROM ACCOUNT 853023 FF	0.00	5.89	0.00	0.00
11/04/13	DAILY ENDING BALANCE	0.00	0.00	1,754,485.05	0.00
11/30/13	CLOSING BALANCE	0.00	0.00	1,754,485.05	0.00

Cumulative realized capital gain and loss position from 12/31/2012 for securities held in principal of account:

Short Term: 0.00 \* Long Term: 0.00 \*

\* The above gain and loss position does not include transactions where tax cost information is incomplete or unavailable.

Cash and securities set forth on this Account Statement are held by The Bank of New York Mellon, an affiliate of The Bank of New York Mellon Trust Company, N.A. In addition, The Bank of New York Mellon Trust Company, N.A. may utilize subsidiaries and affiliates to provide services and certain products to the Account. Subsidiaries and affiliates may be compensated for their services and products.

The value of securities set forth on this Account Statement are obtained by The Bank of New York Mellon Trust Company, N.A., from its affiliate, The Bank of New York Mellon which determines such values for Global Corporate Trust on the basis of market prices and information obtained by The Bank of New York Mellon from unaffiliated third parties (including independent pricing vendors) ("third party pricing services"). The Bank of New York Mellon has not verified such market values or information and makes no assurances as to the accuracy or correctness of such market values or information or that the market values set forth on this Account Statement reflect the value of the securities that can be realized upon the sale of such securities. In addition, the market values for the securities set forth in this Account Statement may differ from the market prices and information for the same securities used by other business units of The Bank of New York Mellon Trust Company, N.A., The Bank of New York Mellon or their respective subsidiaries or affiliates based upon market prices and information received from other third party pricing services utilized by such other business units. Global Corporate Trust does not compare its market values with those used by, or reconcile different market values used by, other business units of The Bank of New York Mellon Trust Company, N.A., The Bank of New York Mellon or their respective subsidiaries or affiliates. Neither The Bank of New York Mellon Trust Company, N.A. nor The Bank of New York Mellon shall be liable for any loss, damage or expense incurred as a result of or arising from or related to the market values or information provided by third party pricing services or the differences in market prices or information provided by other third party pricing services.



BNY MELLON

The Bank of New York Mellon Trust Company, N.A.

KENT COUNTY WATER AUTHORITY  
FINANCE DIRECTOR  
1072 MAIN STREET  
WEST WARWICK RI 02893

### Account Statement

Statement Period 11/01/2013 Through 11/30/2013

Account 853024  
KENT COUNTY WATER AUTHORITY  
GENERAL REFUNDING REVENUE BONDS  
2012 SERIES A

BNY Mellon has a team of professionals devoted exclusively to arbitrage compliance services for tax-exempt bond issuers and conduit borrowers. For additional information, please contact your Relationship Manager.

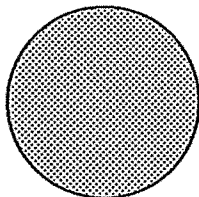
If you are interested in accessing your Account Statement on-line, please contact your Relationship Manager about our web-based INFORM product.

Visit us at [www.bnymellon.com](http://www.bnymellon.com)

ADMINISTRATIVE CONTACT: MATTHEW BERNIER  
135 SANTILLI HIGHWAY AIM 026-0018  
EVERETT, MA 02149  
617-382-5218  
MATTHEW.BERNIER@BNYMELLON.COM

CLIENT SERVICE MANAGER: SUSAN CALISE  
135 SANTILLI HIGHWAY AIM 026-0018  
EVERETT, MA 02149  
617-382-5217  
SUSAN.CALISE@BNYMELLON.COM

### Account Overview



Percent of all Investments	Asset Classification	Market Value
100%	CASH AND SHORT TERM	725,599.29
100%	TOTAL OF ALL INVESTMENTS	725,599.29

### Summary of Assets Held

Asset Classification	Market Value	Cost	Accrued Income	Est Annual Income	Market Yield
CASH AND SHORT TERM	725,599.29	725,599.29	0.00	72.56	0.01%
ACCOUNT TOTALS	725,599.29	725,599.29	0.00	72.56	0.01%

### Summary of Cash Transactions

Transaction Category	Current Period			Year-to-Date	
	Income	Principal	Realized Gains/Losses	Income	Principal
OPENING BALANCE	0.00	0.00		0.00	0.00
DIVIDENDS	5.10	0.00	0.00	83.57	0.00
SALES AND REDEMPTIONS	0.00	0.00	0.00	0.00	2,169,581.12
OTHER CASH ADDITIONS	0.00	5.10	0.00	0.00	1,810,374.26
OTHER CASH RECEIPTS	0.00	0.00	0.00	0.29	0.00
PAYMENTS AND WITHDRAWALS	5.10 -	0.00	0.00	83.86 -	2,169,581.12 -
PURCHASES	0.00	5.10 -	0.00	0.00	1,810,374.26 -
CLOSING BALANCE	0.00	0.00	0.00	0.00	0.00

The above cash transactions summary is provided for information purposes only and may not reflect actual taxable income or deductible expenses as reportable under the Internal Revenue Code.





BNY MELLON

The Bank of New York Mellon Trust Company, N.A.

Statement Period 11/01/2013 Through 11/30/2013

Account 853024

KCWA SER 2012 DEBT SERVICE FD

### Statement of Assets Held

Shares / Par Value	Asset Description	Market Price Average Cost	Market Value Cost	Accrued Income Est Annual Income	Market Yield
<b>CASH AND SHORT TERM</b>					
725,599.290	FIDELITY INSTL M MKT GOVT #57 CLASS 1	1.00000	725,599.29	0.00	0.01%
	CUSIP: S99992780	1.00000	725,599.29	72.56	
<b>Total CASH AND SHORT TERM</b>			<b>725,599.29</b>	<b>0.00</b>	<b>0.01%</b>
			<b>725,599.29</b>	<b>72.56</b>	
<b>ACCOUNT TOTALS</b>			<b>725,599.29</b>	<b>0.00</b>	<b>0.01%</b>
			<b>725,599.29</b>	<b>72.56</b>	
Total Market Value Plus Total Accrued Income 725,599.29					

### Statement of Transactions

Transaction Date	Transaction Description	Income	Principal	Cost	Realized Gains/Losses
11/01/13	OPENING BALANCE	0.00	0.00	725,594.19	
11/04/13	Purchase FIDELITY INSTL M MKT GOVT #57 CLASS 1 5.10 SHARES	0.00	5.10 -	5.10	0.00
11/04/13	Dividend FIDELITY INSTL M MKT GOVT #57 CLASS 1 DIVIDEND	5.10	0.00	0.00	0.00
11/04/13	Cash Debit TRANSFERRED TO ACCOUNT 853024 FF	5.10 -	0.00	0.00	0.00
11/04/13	Cash Credit TRANSFERRED FROM ACCOUNT 853024 FF	0.00	5.10	0.00	0.00
11/04/13	DAILY ENDING BALANCE	0.00	0.00	725,599.29	0.00
11/30/13	CLOSING BALANCE	0.00	0.00	725,599.29	0.00

Cumulative realized capital gain and loss position from 12/31/2012 for securities held in principal of account:

Short Term: 0.00 \* Long Term: 0.00 \*

\* The above gain and loss position does not include transactions where tax cost information is incomplete or unavailable.

Cash and securities set forth on this Account Statement are held by The Bank of New York Mellon, an affiliate of The Bank of New York Mellon Trust Company, N.A. In addition, The Bank of New York Mellon Trust Company, N.A. may utilize subsidiaries and affiliates to provide services and certain products to the Account. Subsidiaries and affiliates may be compensated for their services and products.

The value of securities set forth on this Account Statement are obtained by The Bank of New York Mellon Trust Company, N.A., from its affiliate, The Bank of New York Mellon which determines such values for Global Corporate Trust on the basis of market prices and information obtained by The Bank of New York Mellon from unaffiliated third parties (including independent pricing vendors) ("third party pricing services"). The Bank of New York Mellon has not verified such market values or information and makes no assurances as to the accuracy or correctness of such market values or information or that the market values set forth on this Account Statement reflect the value of the securities that can be realized upon the sale of such securities. In addition, the market values for the securities set forth in this Account Statement may differ from the market prices and information for the same securities used by other business units of The Bank of New York Mellon Trust Company, N.A., The Bank of New York Mellon or their respective subsidiaries or affiliates based upon market prices and information received from other third party pricing services utilized by such other business units. Global Corporate Trust does not compare its market values with those used by, or reconcile different market values used by, other business units of The Bank of New York Mellon Trust Company, N.A., The Bank of New York Mellon or their respective subsidiaries or affiliates. Neither The Bank of New York Mellon Trust Company, N.A. nor The Bank of New York Mellon shall be liable for any loss, damage or expense incurred as a result of or arising from or related to the market values or information provided by third party pricing services or the differences in market prices or information provided by other third party pricing services.



**BNY MELLON**

The Bank of New York Mellon Trust Company, N.A.

**KENT COUNTY WATER AUTHORITY**  
FINANCE DIRECTOR  
1072 MAIN STREET  
WEST WARWICK RI 02893

### Account Statement

Statement Period 11/01/2013 Through 11/30/2013

Account 853025  
KENT COUNTY WATER AUTHORITY  
GENERAL REFUNDING REVENUE BONDS  
2012 SERIES A

BNY Mellon has a team of professionals devoted exclusively to arbitrage compliance services for tax-exempt bond issuers and conduit borrowers. For additional information, please contact your Relationship Manager.


If you are interested in accessing your Account Statement on-line, please contact your Relationship Manager about our web-based INFORM product.

Visit us at [www.bnymellon.com](http://www.bnymellon.com)

**ADMINISTRATIVE CONTACT: MATTHEW BERNIER**  
135 SANTILLI HIGHWAY AIM 026-0018  
EVERETT, MA 02149  
617-382-5218  
MATTHEW.BERNIER@BNYMELLON.COM

**CLIENT SERVICE MANAGER: SUSAN CALISE**  
135 SANTILLI HIGHWAY AIM 026-0018  
EVERETT, MA 02149  
617-382-5217  
SUSAN.CALISE@BNYMELLON.COM

### Account Overview



Percent of all Investments	Asset Classification	Market Value
100%	CASH AND SHORT TERM	2,467,916.46
100%	TOTAL OF ALL INVESTMENTS	2,467,916.46

### Summary of Assets Held

Asset Classification	Market Value	Cost	Accrued Income	Est Annual Income	Market Yield
CASH AND SHORT TERM	2,467,916.46	2,467,916.46	0.00	246.79	0.00%
<b>ACCOUNT TOTALS</b>	<b>2,467,916.46</b>	<b>2,467,916.46</b>	<b>0.00</b>	<b>246.79</b>	<b>0.00%</b>

### Summary of Cash Transactions

Transaction Category	Current Period			Year-to-Date	
	Income	Principal	Realized Gains/Losses	Income	Principal
OPENING BALANCE	0.00	0.00		0.00	0.00
DIVIDENDS	21.03	0.00	0.00	288.56	0.00
SALES AND REDEMPTIONS	0.00	0.00	0.00	0.00	2,174,992.12
OTHER CASH ADDITIONS	0.00	21.03	0.00	0.00	289.83
OTHER CASH RECEIPTS	0.00	0.00	0.00	1.27	0.00
PAYMENTS AND WITHDRAWALS	21.03 -	0.00	0.00	289.83 -	2,175,018.11 -
PURCHASES	0.00	21.03 -	0.00	0.00	263.84 -
<b>CLOSING BALANCE</b>	<b>0.00</b>	<b>0.00</b>	<b>0.00</b>	<b>0.00</b>	<b>0.00</b>

The above cash transactions summary is provided for information purposes only and may not reflect actual taxable income or deductible expenses as reportable under the Internal Revenue Code.

g  
q 7710  
m  
1 PD3  
s 99212



BNY MELLON

The Bank of New York Mellon Trust Company, N.A.

Statement Period 11/01/2013 Through 11/30/2013  
Account 853025  
KCWA SER 2012 PJCT FD COI AC

### Statement of Assets Held

Shares / Par Value	Asset Description	Market Price Average Cost	Market Value Cost	Accrued Income Est Annual Income	Market Yield
<b>CASH AND SHORT TERM</b>					
2,467,916.460	FIDELITY INSTL M MKT GOVT #57 CLASS 1 CUSIP: S99992780	1.00000 1.00000	2,467,916.46 2,467,916.46	0.00 246.79	0.00%
<b>Total CASH AND SHORT TERM</b>			<b>2,467,916.46</b>	<b>0.00</b> <b>246.79</b>	<b>0.00%</b>
<b>ACCOUNT TOTALS</b>			<b>2,467,916.46</b>	<b>0.00</b> <b>246.79</b>	<b>0.00%</b>
Total Market Value Plus Total Accrued Income 2,467,916.46					

### Statement of Transactions

Transaction Date	Transaction Description	Income	Principal	Cost	Realized Gains/Losses
11/01/13	OPENING BALANCE	0.00	0.00	2,467,895.43	
11/04/13	Purchase FIDELITY INSTL M MKT GOVT #57 CLASS 1 21.03 SHARES	0.00	21.03 -	21.03	0.00
11/04/13	Dividend FIDELITY INSTL M MKT GOVT #57 CLASS 1 DIVIDEND	21.03	0.00	0.00	0.00
11/04/13	Cash Debit TRANSFERRED TO ACCOUNT 853025 FF	21.03 -	0.00	0.00	0.00
11/04/13	Cash Credit TRANSFERRED FROM ACCOUNT 853025 FF	0.00	21.03	0.00	0.00
11/04/13	DAILY ENDING BALANCE	0.00	0.00	2,467,916.46	0.00
11/30/13	CLOSING BALANCE	0.00	0.00	2,467,916.46	0.00

Cumulative realized capital gain and loss position from 12/31/2012 for securities held in principal of account:

Short Term: 0.00 \* Long Term: 0.00 \*

\* The above gain and loss position does not include transactions where tax cost information is incomplete or unavailable.

Cash and securities set forth on this Account Statement are held by The Bank of New York Mellon, an affiliate of The Bank of New York Mellon Trust Company, N.A. In addition, The Bank of New York Mellon Trust Company, N.A. may utilize subsidiaries and affiliates to provide services and certain products to the Account. Subsidiaries and affiliates may be compensated for their services and products.

The value of securities set forth on this Account Statement are obtained by The Bank of New York Mellon Trust Company, N.A., from its affiliate, The Bank of New York Mellon which determines such values for Global Corporate Trust on the basis of market prices and information obtained by The Bank of New York Mellon from unaffiliated third parties (including independent pricing vendors) ("third party pricing services"). The Bank of New York Mellon has not verified such market values or information and makes no assurances as to the accuracy or correctness of such market values or information or that the market values set forth on this Account Statement reflect the value of the securities that can be realized upon the sale of such securities. In addition, the market values for the securities set forth in this Account Statement may differ from the market prices and information for the same securities used by other business units of The Bank of New York Mellon Trust Company, N.A., The Bank of New York Mellon or their respective subsidiaries or affiliates based upon market prices and information received from other third party pricing services utilized by such other business units. Global Corporate Trust does not compare its market values with those used by, or reconcile different market values used by, other business units of The Bank of New York Mellon Trust Company, N.A., The Bank of New York Mellon or their respective subsidiaries or affiliates. Neither The Bank of New York Mellon Trust Company, N.A. nor The Bank of New York Mellon shall be liable for any loss, damage or expense incurred as a result of or arising from or related to the market values or information provided by third party pricing services or the differences in market prices or information provided by other third party pricing services.



**BNY MELLON**

The Bank of New York Mellon Trust Company, N.A.

**KENT COUNTY WATER AUTHORITY**  
FINANCE DIRECTOR  
1072 MAIN STREET  
WEST WARWICK RI 02893

### Account Statement

Statement Period 11/01/2013 Through 11/30/2013

Account 853026  
KENT COUNTY WATER AUTHORITY  
GENERAL REFUNDING REVENUE BONDS  
DEBT SERVICE SAVINGS ACCOUNT FOR CIP

ADMINISTRATIVE CONTACT: MATTHEW BERNIER  
135 SANTILLI HIGHWAY AIM 026-0018  
EVERETT, MA 02149  
617-382-5218  
MATTHEW.BERNIER@BNYMELLON.COM

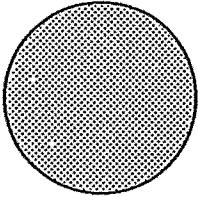
CLIENT SERVICE MANAGER: SUSAN CALISE  
135 SANTILLI HIGHWAY AIM 026-0018  
EVERETT, MA 02149  
617-382-5217  
SUSAN.CALISE@BNYMELLON.COM

BNY Mellon has a team of professionals devoted exclusively to arbitrage compliance services for tax-exempt bond issuers and conduit borrowers. For additional information, please contact your Relationship Manager.

If you are interested in accessing your Account Statement on-line, please contact your Relationship Manager about our web-based INFORM product.

Visit us at [www.bnymellon.com](http://www.bnymellon.com)

### Account Overview



Percent of all Investments	Asset Classification	Market Value
100% ⊕	CASH AND SHORT TERM	453,631.48
100%	TOTAL OF ALL INVESTMENTS	453,631.48

### Summary of Assets Held

Asset Classification	Market Value	Cost	Accrued Income	Est Annual Income	Market Yield
CASH AND SHORT TERM	453,631.48	453,631.48	0.00	45.36	0.00%
ACCOUNT TOTALS	453,631.48	453,631.48	0.00	45.36	0.00%

### Summary of Cash Transactions

Transaction Category	Current Period			Year-to-Date	
	Income	Principal	Realized Gains/Losses	Income	Principal
OPENING BALANCE	0.00	0.00		0.00	0.00
DIVIDENDS	3.54	0.00	0.00	11.48	0.00
OTHER CASH ADDITIONS	0.00	3.54	0.00	0.00	453,631.48
PAYMENTS AND WITHDRAWALS	3.54 -	0.00	0.00	11.48 -	0.00
PURCHASES	0.00	3.54 -	0.00	0.00	453,631.48 -
CLOSING BALANCE	0.00	0.00	0.00	0.00	0.00

The above cash transactions summary is provided for information purposes only and may not reflect actual taxable income or deductible expenses as reportable under the Internal Revenue Code.

0 9770 M 1 PDS s 99213



BNY MELLON

The Bank of New York Mellon Trust Company, N.A.

Statement Period 11/01/2013 Through 11/30/2013

Account 853026

KCWA DEBT SERVICE SAVINGS CIP

### Statement of Assets Held

Shares / Par Value	Asset Description	Market Price Average Cost	Market Value Cost	Accrued Income Est Annual Income	Market Yield
<b>CASH AND SHORT TERM</b>					
453,631.480	FIDELITY INSTL M MKT GOVT #57 CLASS 1 CUSIP: S99992780	1.00000 1.00000	453,631.48 453,631.48	0.00 45.36	0.00%
<b>Total CASH AND SHORT TERM</b>			<b>453,631.48</b>	<b>0.00</b>	<b>0.00%</b>
<b>ACCOUNT TOTALS</b>			<b>453,631.48</b>	<b>0.00</b>	<b>0.00%</b>
Total Market Value Plus Total Accrued Income 453,631.48					

### Statement of Transactions

Transaction Date	Transaction Description	Income	Principal	Cost	Realized Gains/Losses
11/01/13	OPENING BALANCE	0.00	0.00	453,627.94	
11/04/13	Purchase FIDELITY INSTL M MKT GOVT #57 CLASS 1 3.54 SHARES	0.00	3.54 -	3.54	0.00
11/04/13	Dividend FIDELITY INSTL M MKT GOVT #57 CLASS 1 DIVIDEND	3.54	0.00	0.00	0.00
11/04/13	Cash Debit TRANSFERRED TO ACCOUNT 853026 FF	3.54 -	0.00	0.00	0.00
11/04/13	Cash Credit TRANSFERRED FROM ACCOUNT 853026 FF	0.00	3.54	0.00	0.00
11/04/13	DAILY ENDING BALANCE	0.00	0.00	453,631.48	0.00
11/30/13	CLOSING BALANCE	0.00	0.00	453,631.48	0.00

Cumulative realized capital gain and loss position from 12/31/2012 for securities held in principal of account:

Short Term: 0.00 \* Long Term: 0.00 \*

\* The above gain and loss position does not include transactions where tax cost information is incomplete or unavailable.

Cash and securities set forth on this Account Statement are held by The Bank of New York Mellon, an affiliate of The Bank of New York Mellon Trust Company, N.A. In addition, The Bank of New York Mellon Trust Company, N.A. may utilize subsidiaries and affiliates to provide services and certain products to the Account. Subsidiaries and affiliates may be compensated for their services and products.

The value of securities set forth on this Account Statement are obtained by The Bank of New York Mellon Trust Company, N.A., from its affiliate, The Bank of New York Mellon which determines such values for Global Corporate Trust on the basis of market prices and information obtained by The Bank of New York Mellon from unaffiliated third parties (including independent pricing vendors) ("third party pricing services"). The Bank of New York Mellon has not verified such market values or information and makes no assurances as to the accuracy or correctness of such market values or information or that the market values set forth on this Account Statement reflect the value of the securities that can be realized upon the sale of such securities. In addition, the market values for the securities set forth in this Account Statement may differ from the market prices and information for the same securities used by other business units of The Bank of New York Mellon Trust Company, N.A., The Bank of New York Mellon or their respective subsidiaries or affiliates based upon market prices and information received from other third party pricing services utilized by such other business units. Global Corporate Trust does not compare its market values with those used by, or reconcile different market values used by, other business units of The Bank of New York Mellon Trust Company, N.A., The Bank of New York Mellon or their respective subsidiaries or affiliates. Neither The Bank of New York Mellon Trust Company, N.A. nor The Bank of New York Mellon shall be liable for any loss, damage or expense incurred as a result of or arising from or related to the market values or information provided by third party pricing services or the differences in market prices or information provided by other third party pricing services.

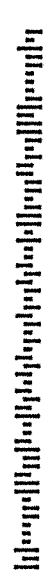


October 31, 2013



# Envelope Contents

Account Information	Number of Pages	Starting Page Number	Account Information	Number of Pages	Starting Page Number
KCWA SER 2001 REFUNDING TRUST AC 853021	2	1 of 12			
KCWA SER 2002 REFUNDING TRUST AC 853022	2	3 of 12			
KCWA SER 2012 DSR FUND 853023	2	5 of 12			
KCWA SER 2012 DEBT SERVICE FD 853024	2	7 of 12			
KCWA SER 2012 PJCT FD COI AC 853025	2	9 of 12			
KCWA DEBT SERVICE SAVINGS CIP 853026	2	11 of 12			

  
 00007713 02 AB 0.837.02 TR 00094 XBNF203 000000  
 KENT COUNTY WATER AUTHORITY  
 FINANCE DIRECTOR  
 1072 MAIN STREET  
 WEST WARWICK RI 02893



**BNY MELLON**

The Bank of New York Mellon Trust Company, N.A.

**KENT COUNTY WATER AUTHORITY  
FINANCE DIRECTOR  
1072 MAIN STREET  
WEST WARWICK RI 02893**

### Account Statement

Statement Period 10/01/2013 Through 10/31/2013

Account 853021  
KENT COUNTY WATER AUTHORITY  
GENERAL REFUNDING REVENUE BONDS  
2012 SERIES A

BNY Mellon has a team of professionals devoted exclusively to arbitrage compliance services for tax-exempt bond issuers and conduit borrowers. For additional information, please contact your Relationship Manager.

If you are interested in accessing your Account Statement on-line, please contact your Relationship Manager about our web-based INFORM product.

Visit us at [www.bnymellon.com](http://www.bnymellon.com)

**ADMINISTRATIVE CONTACT: MATTHEW BERNIER**  
135 SANTILLI HIGHWAY AIM 026-0018  
EVERETT, MA 02149  
617-382-5218  
MATTHEW.BERNIER@BNYMELLON.COM

**ADMINISTRATIVE CONTACT: SUSAN CALISE**  
135 SANTILLI HIGHWAY AIM 026-0018  
EVERETT, MA 02149  
617-382-5217  
SUSAN.CALISE@BNYMELLON.COM

### Summary of Assets Held

Asset Classification	Market Value	Cost	Accrued Income	Est Annual Income	Market Yield
----------------------	--------------	------	----------------	-------------------	--------------

No Assets Held

### Summary of Cash Transactions

Transaction Category	Current Period			Year-to-Date	
	Income	Principal	Realized Gains/Losses	Income	Principal
OPENING BALANCE	0.00	0.00		0.00	0.00
CLOSING BALANCE	0.00	0.00	0.00	0.00	0.00

The above cash transactions summary is provided for information purposes only and may not reflect actual taxable income or deductible expenses as reportable under the Internal Revenue Code.

c 97710 m 1 PD3 s 98525



**BNY MELLON**

The Bank of New York Mellon Trust Company, N.A.

**KENT COUNTY WATER AUTHORITY  
FINANCE DIRECTOR  
1072 MAIN STREET  
WEST WARWICK RI 02893**

### Account Statement

Statement Period 10/01/2013 Through 10/31/2013

Account 853022  
KENT COUNTY WATER AUTHORITY  
GENERAL REFUNDING REVENUE BONDS  
2012 SERIES A

BNY Mellon has a team of professionals devoted exclusively to arbitrage compliance services for tax-exempt bond issuers and conduit borrowers. For additional information, please contact your Relationship Manager.

If you are interested in accessing your Account Statement on-line, please contact your Relationship Manager about our web-based INFORM product.

Visit us at [www.bnymellon.com](http://www.bnymellon.com)

**ADMINISTRATIVE CONTACT: MATTHEW BERNIER**  
135 SANTILLI HIGHWAY AIM 026-0018  
EVERETT, MA 02149  
617-382-5218  
MATTHEW.BERNIER@BNYMELLON.COM

**ADMINISTRATIVE CONTACT: SUSAN CALISE**  
135 SANTILLI HIGHWAY AIM 026-0018  
EVERETT, MA 02149  
617-382-5217  
SUSAN.CALISE@BNYMELLON.COM

### Summary of Assets Held

Asset Classification	Market Value	Cost	Accrued Income	Est Annual Income	Market Yield
No Assets Held					

### Summary of Cash Transactions

Transaction Category	Current Period			Year-to-Date	
	Income	Principal	Realized Gains/Losses	Income	Principal
OPENING BALANCE	0.00	0.00		0.00	0.00
CLOSING BALANCE	0.00	0.00	0.00	0.00	0.00

The above cash transactions summary is provided for information purposes only and may not reflect actual taxable income or deductible expenses as reportable under the Internal Revenue Code.

C 07710 M 1 PD3 S 98526





**BNY MELLON**

The Bank of New York Mellon Trust Company, N.A.

**KENT COUNTY WATER AUTHORITY**  
**FINANCE DIRECTOR**  
**1072 MAIN STREET**  
**WEST WARWICK RI 02893**

BNY Mellon has a team of professionals devoted exclusively to arbitrage compliance services for tax-exempt bond issuers and conduit borrowers. For additional information, please contact your Relationship Manager.

If you are interested in accessing your Account Statement on-line, please contact your Relationship Manager about our web-based INFORM product.

Visit us at [www.bnymellon.com](http://www.bnymellon.com)

## Account Statement


Statement Period 10/01/2013 Through 10/31/2013

Account 853023  
 KENT COUNTY WATER AUTHORITY  
 GENERAL REFUNDING REVENUE BONDS  
 2012 SERIES A

**ADMINISTRATIVE CONTACT: MATTHEW BERNIER**  
 135 SANTILLI HIGHWAY AIM 026-0018  
 EVERETT, MA 02149  
 617-382-5218  
 MATTHEW.BERNIER@BNYMELLON.COM

**ADMINISTRATIVE CONTACT: SUSAN CALISE**  
 135 SANTILLI HIGHWAY AIM 026-0018  
 EVERETT, MA 02149  
 617-382-5217  
 SUSAN.CALISE@BNYMELLON.COM

## Account Overview



Percent of all Investments	Asset Classification	Market Value
100%	CASH AND SHORT TERM	1,774,614.65
100%	TOTAL OF ALL INVESTMENTS	1,774,614.65

## Summary of Assets Held

Asset Classification	Market Value	Cost	Accrued Income	Est Annual Income	Market Yield
CASH AND SHORT TERM	1,774,614.65	1,754,479.16	0.00	39,587.58	2.23%
<b>ACCOUNT TOTALS</b>	<b>1,774,614.65</b>	<b>1,754,479.16</b>	<b>0.00</b>	<b>39,587.58</b>	<b>2.23%</b>

## Summary of Cash Transactions

Transaction Category	Current Period			Year-to-Date	
	Income	Principal	Realized Gains/Losses	Income	Principal
OPENING BALANCE	0.00	0.00		0.00	0.00
DIVIDENDS	5.70	0.00	0.00	58.48	0.00
INTEREST	0.00	0.00	0.00	25,396.31	0.00
SALES AND REDEMPTIONS	0.00	0.00	0.00	0.00	4,266,155.27
OTHER CASH ADDITIONS	0.00	5.70	0.00	0.00	25,454.97
OTHER CASH RECEIPTS	0.00	0.00	0.00	0.18	0.00
PAYMENTS AND WITHDRAWALS	5.70 -	0.00	0.00	25,454.97 -	0.18 -
PURCHASES	0.00	5.70 -	0.00	0.00	4,291,610.06 -
<b>CLOSING BALANCE</b>	<b>0.00</b>	<b>0.00</b>	<b>0.00</b>	<b>0.00</b>	<b>0.00</b>

The above cash transactions summary is provided for information purposes only and may not reflect actual taxable income or deductible expenses as reportable under the Internal Revenue Code.



BNY MELLON

The Bank of New York Mellon Trust Company, N.A.

KENT COUNTY WATER AUTHORITY  
FINANCE DIRECTOR  
1072 MAIN STREET  
WEST WARWICK RI 02893

### Account Statement

Statement Period 10/01/2013 Through 10/31/2013

Account 853024  
KENT COUNTY WATER AUTHORITY  
GENERAL REFUNDING REVENUE BONDS  
2012 SERIES A

BNY Mellon has a team of professionals devoted exclusively to arbitrage compliance services for tax-exempt bond issuers and conduit borrowers. For additional information, please contact your Relationship Manager.


If you are interested in accessing your Account Statement on-line, please contact your Relationship Manager about our web-based INFORM product.

Visit us at [www.bnymellon.com](http://www.bnymellon.com)

ADMINISTRATIVE CONTACT: MATTHEW BERNIER  
135 SANTILLI HIGHWAY AIM 026-0018  
EVERETT, MA 02149  
617-382-5218  
MATTHEW.BERNIER@BNYMELLON.COM

ADMINISTRATIVE CONTACT: SUSAN CALISE  
135 SANTILLI HIGHWAY AIM 026-0018  
EVERETT, MA 02149  
617-382-5217  
SUSAN.CALISE@BNYMELLON.COM

### Account Overview



Percent of all Investments	Asset Classification	Market Value
100%	CASH AND SHORT TERM	725,594.19
100%	TOTAL OF ALL INVESTMENTS	725,594.19

### Summary of Assets Held

Asset Classification	Market Value	Cost	Accrued Income	Est Annual Income	Market Yield
CASH AND SHORT TERM	725,594.19	725,594.19	0.00	72.56	0.01%
ACCOUNT TOTALS	725,594.19	725,594.19	0.00	72.56	0.01%

### Summary of Cash Transactions

Transaction Category	Current Period			Year-to-Date	
	Income	Principal	Realized Gains/Losses	Income	Principal
OPENING BALANCE	0.00	0.00		0.00	0.00
DIVIDENDS	3.05	0.00	0.00	78.47	0.00
SALES AND REDEMPTIONS	0.00	0.00	0.00	0.00	2,169,581.12
OTHER CASH ADDITIONS	0.00	181,378.05	0.00	0.00	1,810,369.16
OTHER CASH RECEIPTS	0.00	0.00	0.00	0.29	0.00
PAYMENTS AND WITHDRAWALS	3.05 -	0.00	0.00	78.76 -	2,169,581.12 -
PURCHASES	0.00	181,378.05 -	0.00	0.00	1,810,369.16 -
CLOSING BALANCE	0.00	0.00	0.00	0.00	0.00

The above cash transactions summary is provided for information purposes only and may not reflect actual taxable income or deductible expenses as reportable under the Internal Revenue Code.

07710 m 1 PD3 s 98528



BNY MELLON

The Bank of New York Mellon Trust Company, N.A.

KENT COUNTY WATER AUTHORITY  
FINANCE DIRECTOR  
1072 MAIN STREET  
WEST WARWICK RI 02893

### Account Statement

Statement Period 10/01/2013 Through 10/31/2013

Account 853025  
KENT COUNTY WATER AUTHORITY  
GENERAL REFUNDING REVENUE BONDS  
2012 SERIES A

BNY Mellon has a team of professionals devoted exclusively to arbitrage compliance services for tax-exempt bond issuers and conduit borrowers. For additional information, please contact your Relationship Manager.

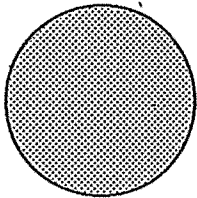
ADMINISTRATIVE CONTACT: MATTHEW BERNIER  
135 SANTILLI HIGHWAY AIM 026-0018  
EVERETT, MA 02149  
617-382-5218  
MATTHEW.BERNIER@BNYMELLON.COM

If you are interested in accessing your Account Statement on-line, please contact your Relationship Manager about our web-based INFORM product.

ADMINISTRATIVE CONTACT: SUSAN CALISE  
135 SANTILLI HIGHWAY AIM 026-0018  
EVERETT, MA 02149  
617-382-5217  
SUSAN.CALISE@BNYMELLON.COM

Visit us at [www.bnymellon.com](http://www.bnymellon.com)

### Account Overview



Percent of all Investments	Asset Classification	Market Value
100%	CASH AND SHORT TERM	2,467,895.43
100%	TOTAL OF ALL INVESTMENTS	2,467,895.43

### Summary of Assets Held

Asset Classification	Market Value	Cost	Accrued Income	Est Annual Income	Market Yield
CASH AND SHORT TERM	2,467,895.43	2,467,895.43	0.00	246.79	0.01%
ACCOUNT TOTALS	2,467,895.43	2,467,895.43	0.00	246.79	0.01%

### Summary of Cash Transactions

Transaction Category	Current Period			Year-to-Date	
	Income	Principal	Realized Gains/Losses	Income	Principal
OPENING BALANCE	0.00	0.00		0.00	0.00
DIVIDENDS	20.35	0.00	0.00	267.53	0.00
SALES AND REDEMPTIONS	0.00	0.00	0.00	0.00	2,174,992.12
OTHER CASH ADDITIONS	0.00	20.35	0.00	0.00	268.80
OTHER CASH RECEIPTS	0.00	0.00	0.00	1.27	0.00
PAYMENTS AND WITHDRAWALS	20.35 -	0.00	0.00	268.80 -	2,175,018.11 -
PURCHASES	0.00	20.35 -	0.00	0.00	242.81 -
CLOSING BALANCE	0.00	0.00	0.00	0.00	0.00

The above cash transactions summary is provided for information purposes only and may not reflect actual taxable income or deductible expenses as reportable under the Internal Revenue Code.

97710 m 1 P03 s 99529



BNY MELLON

The Bank of New York Mellon Trust Company, N.A.

KENT COUNTY WATER AUTHORITY  
FINANCE DIRECTOR  
1072 MAIN STREET  
WEST WARWICK RI 02893

### Account Statement

Statement Period 10/01/2013 Through 10/31/2013

Account 853026  
KENT COUNTY WATER AUTHORITY  
GENERAL REFUNDING REVENUE BONDS  
DEBT SERVICE SAVINGS ACCOUNT FOR CIP

BNY Mellon has a team of professionals devoted exclusively to arbitrage compliance services for tax-exempt bond issuers and conduit borrowers. For additional information, please contact your Relationship Manager.

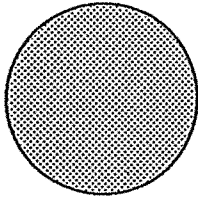
If you are interested in accessing your Account Statement on-line, please contact your Relationship Manager about our web-based INFORM product.

Visit us at [www.bnymellon.com](http://www.bnymellon.com)

ADMINISTRATIVE CONTACT: MATTHEW BERNIER  
135 SANTILLI HIGHWAY AIM 026-0018  
EVERETT, MA 02149  
617-382-5218  
MATTHEW.BERNIER@BNYMELLON.COM

ADMINISTRATIVE CONTACT: SUSAN CALISE  
135 SANTILLI HIGHWAY AIM 026-0018  
EVERETT, MA 02149  
617-382-5217  
SUSAN.CALISE@BNYMELLON.COM

### Account Overview



Percent of all Investments	Asset Classification	Market Value
100%	CASH AND SHORT TERM	453,627.94
100%	TOTAL OF ALL INVESTMENTS	453,627.94

### Summary of Assets Held

Asset Classification	Market Value	Cost	Accrued Income	Est Annual Income	Market Yield
CASH AND SHORT TERM	453,627.94	453,627.94	0.00	45.36	0.00%
ACCOUNT TOTALS	453,627.94	453,627.94	0.00	45.36	0.00%

### Summary of Cash Transactions

Transaction Category	Current Period			Year-to-Date	
	Income	Principal	Realized Gains/Losses	Income	Principal
OPENING BALANCE	0.00	0.00		0.00	0.00
DIVIDENDS	3.01	0.00	0.00	7.94	0.00
OTHER CASH ADDITIONS	0.00	45,365.01	0.00	0.00	453,627.94
PAYMENTS AND WITHDRAWALS	3.01 -	0.00	0.00	7.94 -	0.00
PURCHASES	0.00	45,365.01 -	0.00	0.00	453,627.94 -
CLOSING BALANCE	0.00	0.00	0.00	0.00	0.00

The above cash transactions summary is provided for information purposes only and may not reflect actual taxable income or deductible expenses as reportable under the Internal Revenue Code.




BNY MELLON



October 31, 2013

# Envelope Contents

Account Information	Number of Pages	Starting Page Number	Account Information	Number of Pages	Starting Page Number
KCWA GENERAL REVENUE ACCOUNT 112600	4	1 of 22	KCWA SER 2004A DEBT SERVICE FD 112612	2	19 of 22
KCWA OPERATING REVENUE ALLOWANCE 112601	2	5 of 22	KCWA SER 2004A DEBT SERV RESRV 112613	2	21 of 22
KCWA GEN OP & MAINT ACCT 112602	4	7 of 22			
KCWA GEN REN & REP RESV ACCT 112603	2	11 of 22			
KCWA GENERAL RENEWAL AND REPLACEMENT AC 112604	2	13 of 22			
KCWA INFRASTRUCTURE ACCT 112605	2	15 of 22			
KCWA OPER & MAIN RESERVE ACCT 112606	2	17 of 22			

  
 0000714 03 AB 1.037 03 TR 00094 XBNEF203 000000  
 KENT COUNTY WATER AUTHORITY  
 FINANCE DIRECTOR  
 1072 MAIN ST  
 WEST WARWICK RI 02893-3724



**BNY MELLON**

The Bank of New York Mellon Trust Company, N.A.

**TOWN OF WEST WARWICK WATER AUTHORITY**  
**FINANCE DIRECTOR**  
**1072 MAIN ST**  
**WEST WARWICK RI 02893-3724**

### Account Statement

Statement Period 10/01/2013 Through 10/31/2013

Account 112600  
KCWA GENERAL REVENUE ACCOUNT

**ADMINISTRATIVE CONTACT: MATTHEW BERNIER**  
135 SANTILLI HIGHWAY AIM 026-0018  
EVERETT, MA 02149  
617-382-5218  
MATTHEW.BERNIER@BNYMELLON.COM


**ADMINISTRATIVE CONTACT: SUSAN CALISE**  
135 SANTILLI HIGHWAY AIM 026-0018  
EVERETT, MA 02149  
617-382-5217  
SUSAN.CALISE@BNYMELLON.COM

BNY Mellon has a team of professionals devoted exclusively to arbitrage compliance services for tax-exempt bond issuers and conduit borrowers. For additional information, please contact your Relationship Manager.

If you are interested in accessing your Account Statement on-line, please contact your Relationship Manager about our web-based INFORM product.

Visit us at [www.bnymellon.com](http://www.bnymellon.com)

### Account Overview



Percent of all Investments	Asset Classification	Market Value
100%	CASH AND SHORT TERM	2,223,976.00
100%	TOTAL OF ALL INVESTMENTS	2,223,976.00

### Summary of Assets Held

Asset Classification	Market Value	Cost	Accrued Income	Est Annual Income	Market Yield
CASH AND SHORT TERM	2,223,976.00	2,223,976.00	0.00	222.40	0.01%
<b>ACCOUNT TOTALS</b>	<b>2,223,976.00</b>	<b>2,223,976.00</b>	<b>0.00</b>	<b>222.40</b>	<b>0.01%</b>

### Summary of Cash Transactions

Transaction Category	Current Period			Year-to-Date	
	Income	Principal	Realized Gains/Losses	Income	Principal
OPENING BALANCE	0.00	0.00		0.00	0.00
DIVIDENDS	10.73	0.00	0.00	141.98	0.00
SALES AND REDEMPTIONS	0.00	1,099,999.95	0.00	0.00	14,896,370.90
OTHER CASH ADDITIONS	0.00	2,964,511.64	0.00	0.00	18,021,939.53
OTHER CASH RECEIPTS	0.00	0.00	0.00	0.58	0.00
PAYMENTS AND WITHDRAWALS	10.73 -	2,049,688.89 -	0.00	142.56 -	17,909,015.91 -
PURCHASES	0.00	2,014,822.70 -	0.00	0.00	15,009,294.52 -
<b>CLOSING BALANCE</b>	<b>0.00</b>	<b>0.00</b>	<b>0.00</b>	<b>0.00</b>	<b>0.00</b>

The above cash transactions summary is provided for information purposes only and may not reflect actual taxable income or deductible expenses as reportable under the Internal Revenue Code.

9 97710 M 1 PD3 S 98513



BNY MELLON

The Bank of New York Mellon Trust Company, N.A.

Statement Period 10/01/2013 Through 10/31/2013

Account 112600

KCWA GENERAL REVENUE ACCOUNT

Statement of Transactions - Continued

Transaction Date	Transaction Description	Income	Principal	Cost	Realized Gains/Losses
10/23/13	APPROVED BUDGET EXP WITH RESPECT TO R&R. TRNIJ1310233928400 Cash Debit	0.00	450,000.00 -	0.00	0.00
10/23/13	MONTHLY TRF FROM REV A/C 112600 TO KCWA INFRASTRUCTURE ACCT 112605 OF FDS FOR APPROVED BUDGET EXP RE. INFRASTRUCTURE.. TRNIJ1310233928600 Cash Debit	0.00	92,176.04 -	0.00	0.00
10/23/13	MONTHLY TRF FROM REV A/C 112600 TO KCWA 2004 DS FUND OF FUNDS REQ FOR MONTHLY PMT ON SERIES 2004 BONDS. TRNIJ1310233929000 Cash Debit	0.00	181,375.00 -	0.00	0.00
10/23/13	MONTHLY TRF FROM REV A/C 112600 TO KCWA 2012 DS FUND OF FUNDS REQ FOR MONTHLY PMT ON SERIES 2012 BONDS. TRNIJ1310233929200 Cash Debit	0.00	45,362.00 -	0.00	0.00
10/23/13	MONTHLY TRF FROM REV A/C 112600 TO KCWA 2012 DS SAVE OF FUNDS REQ FOR MONTHLY PMT ON SERIES 2012 BONDS. TRNIJ1310233929400 Cash Debit	0.00	24,304.66 -	0.00	0.00
10/23/13	MONTHLY TRF FROM REV A/C 112600 TO KCWA GENERAL FUND OF FUNDS REQ FOR OPERATING REVENUE ALLOWANCE RESTRICTED TRNIJ1310233929600 Cash Credit	0.00	34,441.93	0.00	0.00
10/23/13	TRF FROM A/C 112606 TO A/C 112600 OF FUNDS REPRESENTING EXCESS FUNDS IN O&M RESERVE TRNIJ1310233928900 Cash Credit	0.00	999,999.99	0.00	0.00
10/23/13	WIRE RECEIVED FROM /009364950577 KENT COUNTY WATER AUTHORITY PO BOX 192 WEST WARWICK, RI 02893-0192 FFC TRUST A/C 112600 /BNF/DGLA111565 KENT COUNTY WATER // AUTHORITY TRNFDF1310230819000 CRNO/B BK AMER NYC IMAD: 20131023B6B7HU1R004971 DAILY ENDING BALANCE	0.00	0.00	1,072,218.85	0.00
10/28/13	Sale FIDELITY INSTL M MKT GOVT #57 CLASS 1 200,000.00 SHARES	0.00	200,000.00	200,000.00 -	0.00
10/28/13	Cash Debit TRANSFER TO 112602 OP + MAINT ACCT. PAYMENT OF OP + MAINT REQ DATED 10/28/13 KCWA GENERAL FUND. TRNIJ1310283423100	0.00	200,000.00 -	0.00	0.00
10/28/13	DAILY ENDING BALANCE	0.00	0.00	872,218.85	0.00
10/31/13	Purchase FIDELITY INSTL M MKT GOVT #57 CLASS 1 1,351,757.15 SHARES	0.00	1,351,757.15 -	1,351,757.15	0.00
10/31/13	Cash Credit WIRE RECEIVED FROM /009364950577 KENT COUNTY WATER AUTHORITY PO BOX 192 WEST WARWICK, RI 02893-0192 FFC TO TRUST ACCT 112600 /BNF/DGLA111565 KENT COUNTY WATER // AUTHORITY TRNFDF1310311783300 CRNO/B BK AMER NYC IMAD: 20131031B6B7HU3R008074 Cash Credit	0.00	999,999.99	0.00	0.00
10/31/13	DAILY ENDING BALANCE	0.00	351,757.16	0.00	0.00

97710 M 1P03 S 98514



BNY MELLON

The Bank of New York Mellon Trust Company, N.A.

WENT COUNTY WATER AUTHORITY  
FINANCE DIRECTOR  
1072 MAIN ST  
WEST WARWICK RI 02893-3724

### Account Statement

Statement Period 10/01/2013 Through 10/31/2013

Account 112601 *serve*  
KCWA OPERATING REVENUE ALLOWANCE

ADMINISTRATIVE CONTACT: MATTHEW BERNIER  
135 SANTILLI HIGHWAY AIM 026-0018  
EVERETT, MA 02149  
617-382-5218  
MATTHEW.BERNIER@BNYMELLON.COM

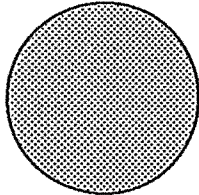
ADMINISTRATIVE CONTACT: SUSAN CALISE  
135 SANTILLI HIGHWAY AIM 026-0018  
EVERETT, MA 02149  
617-382-5217  
SUSAN.CALISE@BNYMELLON.COM

BNY Mellon has a team of professionals devoted exclusively to arbitrage compliance services for tax-exempt bond issuers and conduit borrowers. For additional information, please contact your Relationship Manager.

If you are interested in accessing your Account Statement on-line, please contact your Relationship Manager about our web-based INFORM product.

Visit us at [www.bnymellon.com](http://www.bnymellon.com)

### Account Overview



Percent of all Investments	Asset Classification	Market Value
100%	CASH AND SHORT TERM	1,020,967.17
100%	TOTAL OF ALL INVESTMENTS	1,020,967.17

### Summary of Assets Held

Asset Classification	Market Value	Cost	Accrued Income	Est Annual Income	Market Yield
CASH AND SHORT TERM	1,020,967.17	1,020,967.17	0.00	102.10	0.01%
ACCOUNT TOTALS	1,020,967.17	1,020,967.17	0.00	102.10	0.01%

### Summary of Cash Transactions

Transaction Category	Current Period			Year-to-Date	
	Income	Principal	Realized Gains/Losses	Income	Principal
OPENING BALANCE	0.00	0.00		0.00	0.00
DIVIDENDS	8.05	0.00	0.00	72.11	0.00
SALES AND REDEMPTIONS	0.00	0.00	0.00	0.00	0.22
OTHER CASH ADDITIONS	0.00	24,312.71	0.00	0.00	243,118.93
OTHER CASH RECEIPTS	0.00	0.00	0.00	0.22	0.00
PAYMENTS AND WITHDRAWALS	8.05 -	0.00	0.00	72.33 -	0.22 -
PURCHASES	0.00	24,312.71 -	0.00	0.00	243,118.93 -
CLOSING BALANCE	0.00	0.00	0.00	0.00	0.00

The above cash transactions summary is provided for information purposes only and may not reflect actual taxable income or deductible expenses as reportable under the Internal Revenue Code.

6  
97710  
M  
1P03  
S  
98515





**BNY MELLON**

The Bank of New York Mellon Trust Company, N.A.

**WENT COUNTY WATER AUTHORITY  
FINANCE DIRECTOR  
1072 MAIN ST  
WEST WARWICK RI 02893-3724**

### Account Statement

Statement Period 10/01/2013 Through 10/31/2013

Account 112602  
KCWA GEN OP & MAINT ACCT

**ADMINISTRATIVE CONTACT: MATTHEW BERNIER**  
135 SANTILLI HIGHWAY AIM 026-0018  
EVERETT, MA 02149  
617-382-5218  
MATTHEW.BERNIER@BNYMELLON.COM

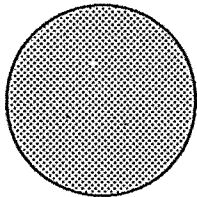
**ADMINISTRATIVE CONTACT: SUSAN CALISE**  
135 SANTILLI HIGHWAY AIM 026-0018  
EVERETT, MA 02149  
617-382-5217  
SUSAN.CALISE@BNYMELLON.COM

BNY Mellon has a team of professionals devoted exclusively to arbitrage compliance services for tax-exempt bond issuers and conduit borrowers. For additional information, please contact your Relationship Manager.

If you are interested in accessing your Account Statement on-line, please contact your Relationship Manager about our web-based INFORM product.

Visit us at [www.bnymellon.com](http://www.bnymellon.com)

### Account Overview



Percent of all Investments	Asset Classification	Market Value
100%	CASH AND SHORT TERM	0.24
100%	TOTAL OF ALL INVESTMENTS	0.24

### Summary of Assets Held

Asset Classification	Market Value	Cost	Accrued Income	Est Annual Income	Market Yield
CASH AND SHORT TERM	0.24	0.24	0.00	0.00	0.00%
<b>ACCOUNT TOTALS</b>	<b>0.24</b>	<b>0.24</b>	<b>0.00</b>	<b>0.00</b>	<b>0.00%</b>

### Summary of Cash Transactions

Transaction Category	Current Period			Year-to-Date	
	Income	Principal	Realized Gains/Losses	Income	Principal
OPENING BALANCE	0.00	0.00		0.00	0.00
DIVIDENDS	0.00	0.00	0.00	0.11	0.00
SALES AND REDEMPTIONS	0.00	0.00	0.00	0.00	239,362.08
OTHER CASH ADDITIONS	0.00	1,100,000.00	0.00	0.00	9,662,289.38
PAYMENTS AND WITHDRAWALS	0.00	1,100,000.00 -	0.00	0.11 -	9,662,289.27 -
PURCHASES	0.00	0.00	0.00	0.00	239,362.19 -
<b>CLOSING BALANCE</b>	<b>0.00</b>	<b>0.00</b>	<b>0.00</b>	<b>0.00</b>	<b>0.00</b>

The above cash transactions summary is provided for information purposes only and may not reflect actual taxable income or deductible expenses as reportable under the Internal Revenue Code.

0  
9710  
m  
1P03 s 98516



**BNY MELLON**

The Bank of New York Mellon Trust Company, N.A.

Statement Period 10/01/2013 Through 10/31/2013

Account 112602

KCWA GEN OP & MAINT ACCT

Cash and securities set forth on this Account Statement are held by The Bank of New York Mellon, an affiliate of The Bank of New York Mellon Trust Company, N.A. In addition, The Bank of New York Mellon Trust Company, N.A. may utilize subsidiaries and affiliates to provide services and certain products to the Account. Subsidiaries and affiliates may be compensated for their services and products.

The value of securities set forth on this Account Statement are obtained by The Bank of New York Mellon Trust Company, N.A., from its affiliate, The Bank of New York Mellon which determines such values for Global Corporate Trust on the basis of market prices and information obtained by The Bank of New York Mellon from unaffiliated third parties (including independent pricing vendors) ("third party pricing services"). The Bank of New York Mellon has not verified such market values or information and makes no assurances as to the accuracy or correctness of such market values or information or that the market values set forth on this Account Statement reflect the value of the securities that can be realized in the sale of such securities. In addition, the market values for the securities set forth in this Account Statement may differ from the market prices and information for the same securities used by other business units of The Bank of New York Mellon Trust Company, N.A., The Bank of New York Mellon or their respective subsidiaries or affiliates based upon market prices and information received from other third party pricing services utilized by such other business units. Global Corporate Trust does not compare its market values with those used by, or reconcile different market values used by, other business units of The Bank of New York Mellon Trust Company, N.A., The Bank of New York Mellon or their respective subsidiaries or affiliates. Neither The Bank of New York Mellon Trust Company, N.A. nor The Bank of New York Mellon shall be liable for any loss, damage or expense incurred as a result of or arising from or related to the market values or information provided by third party pricing services or the differences in market prices or information provided by other third party pricing services.

0  
q 7710  
m  
1 PD3 s 98 517



BNY MELLON

The Bank of New York Mellon Trust Company, N.A.

WENT COUNTY WATER AUTHORITY  
FINANCE DIRECTOR  
1072 MAIN ST  
WEST WARWICK RI 02893-3724

### Account Statement

Statement Period 10/01/2013 Through 10/31/2013

Account 112603  
KCWA GEN REN & REP RESV ACCT

ADMINISTRATIVE CONTACT: MATTHEW BERNIER  
135 SANTILLI HIGHWAY AIM 026-0018  
EVERETT, MA 02149  
617-382-5218  
MATTHEW.BERNIER@BNYMELLON.COM


ADMINISTRATIVE CONTACT: SUSAN CALISE  
135 SANTILLI HIGHWAY AIM 026-0018  
EVERETT, MA 02149  
617-382-5217  
SUSAN.CALISE@BNYMELLON.COM

BNY Mellon has a team of professionals devoted exclusively to arbitrage compliance services for tax-exempt bond issuers and conduit borrowers. For additional information, please contact your Relationship Manager.

If you are interested in accessing your Account Statement on-line, please contact your Relationship Manager about our web-based INFORM product.

Visit us at [www.bnymellon.com](http://www.bnymellon.com)

### Account Overview



Percent of all Investments	Asset Classification	Market Value
100%	CASH AND SHORT TERM	1,272,741.96
100%	TOTAL OF ALL INVESTMENTS	1,272,741.96

### Summary of Assets Held

Asset Classification	Market Value	Cost	Accrued Income	Est Annual Income	Market Yield
CASH AND SHORT TERM	1,272,741.96	1,272,741.96	0.00	127.27	0.00%
ACCOUNT TOTALS	1,272,741.96	1,272,741.96	0.00	127.27	0.00%

### Summary of Cash Transactions

Transaction Category	Current Period			Year-to-Date	
	Income	Principal	Realized Gains/Losses	Income	Principal
OPENING BALANCE	0.00	0.00		0.00	0.00
DIVIDENDS	9.26	0.00	0.00	93.83	0.00
SALES AND REDEMPTIONS	0.00	0.00	0.00	0.00	0.31
OTHER CASH ADDITIONS	0.00	148,147.12	0.00	0.00	148,232.00
OTHER CASH RECEIPTS	0.00	0.00	0.00	0.31	0.00
PAYMENTS AND WITHDRAWALS	9.26 -	0.00	0.00	94.14 -	0.31 -
PURCHASES	0.00	148,147.12 -	0.00	0.00	148,232.00 -
CLOSING BALANCE	0.00	0.00	0.00	0.00	0.00

The above cash transactions summary is provided for information purposes only and may not reflect actual taxable income or deductible expenses as reportable under the Internal Revenue Code.

c  
07710  
m  
1 PD3 s 98.518



BNY MELLON

The Bank of New York Mellon Trust Company, N.A.

WENT COUNTY WATER AUTHORITY  
FINANCE DIRECTOR  
1072 MAIN ST  
WEST WARWICK RI 02893-3724

### Account Statement

Statement Period 10/01/2013 Through 10/31/2013

Account 112604  
KCWA GENERAL RENEWAL AND REPLACEMENT AC

ADMINISTRATIVE CONTACT: MATTHEW BERNIER  
135 SANTILLI HIGHWAY AIM 026-0018  
EVERETT, MA 02149  
617-382-5218  
MATTHEW.BERNIER@BNYMELLON.COM

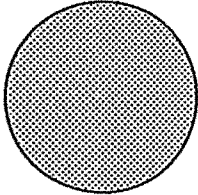
ADMINISTRATIVE CONTACT: SUSAN CALISE  
135 SANTILLI HIGHWAY AIM 026-0018  
EVERETT, MA 02149  
617-382-5217  
SUSAN.CALISE@BNYMELLON.COM

BNY Mellon has a team of professionals devoted exclusively to arbitrage compliance services for tax-exempt bond issuers and conduit borrowers. For additional information, please contact your Relationship Manager.

If you are interested in accessing your Account Statement on-line, please contact your Relationship Manager about our web-based INFORM product.

Visit us at [www.bnymellon.com](http://www.bnymellon.com)

### Account Overview



Percent of all Investments	Asset Classification	Market Value
100% ☺	CASH AND SHORT TERM	280,028.84
100%	TOTAL OF ALL INVESTMENTS	280,028.84

### Summary of Assets Held

Asset Classification	Market Value	Cost	Accrued Income	Est Annual Income	Market Yield
CASH AND SHORT TERM	280,028.84	280,028.84	0.00	28.00	0.00%
ACCOUNT TOTALS	280,028.84	280,028.84	0.00	28.00	0.00%

### Summary of Cash Transactions

Transaction Category	Current Period			Year-to-Date	
	Income	Principal	Realized Gains/Losses	Income	Principal
OPENING BALANCE	0.00	0.00		0.00	0.00
DIVIDENDS	2.14	0.00	0.00	20.30	0.00
SALES AND REDEMPTIONS	0.00	0.00	0.00	0.00	25,985.89
OTHER CASH ADDITIONS	0.00	8,335.47	0.00	0.00	83,353.66
OTHER CASH RECEIPTS	0.00	0.00	0.00	0.06	0.00
PAYMENTS AND WITHDRAWALS	2.14 -	0.00	0.00	20.36 -	25,988.06 -
PURCHASES	0.00	8,335.47 -	0.00	0.00	83,351.49 -
CLOSING BALANCE	0.00	0.00	0.00	0.00	0.00

The above cash transactions summary is provided for information purposes only and may not reflect actual taxable income or deductible expenses as reportable under the Internal Revenue Code.

97710 m 1 PD3 s 98519



BNY MELLON

The Bank of New York Mellon Trust Company, N.A.

WENT COUNTY WATER AUTHORITY  
FINANCE DIRECTOR  
1072 MAIN ST  
WEST WARWICK RI 02893-3724

BNY Mellon has a team of professionals devoted exclusively to arbitrage compliance services for tax-exempt bond issuers and conduit borrowers. For additional information, please contact your Relationship Manager.

If you are interested in accessing your Account Statement on-line, please contact your Relationship Manager about our web-based INFORM product.

Visit us at [www.bnymellon.com](http://www.bnymellon.com)

### Account Statement

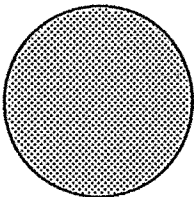
Statement Period 10/01/2013 Through 10/31/2013

Account 112605  
KCWA INFRASTRUCTURE ACCT

ADMINISTRATIVE CONTACT: MATTHEW BERNIER  
135 SANTILLI HIGHWAY AIM 026-0018  
EVERETT, MA 02149  
617-382-5218  
MATTHEW.BERNIER@BNYMELLON.COM

ADMINISTRATIVE CONTACT: SUSAN CALISE  
135 SANTILLI HIGHWAY AIM 026-0018  
EVERETT, MA 02149  
617-382-5217  
SUSAN.CALISE@BNYMELLON.COM

### Account Overview



Percent of all Investments	Asset Classification	Market Value
100%	CASH AND SHORT TERM	6,934,824.70
100%	TOTAL OF ALL INVESTMENTS	6,934,824.70

### Summary of Assets Held

Asset Classification	Market Value	Cost	Accrued Income	Est Annual Income	Market Yield
CASH AND SHORT TERM	6,934,824.70	6,934,824.70	0.00	693.48	0.00%
ACCOUNT TOTALS	6,934,824.70	6,934,824.70	0.00	693.48	0.00%

### Summary of Cash Transactions

Transaction Category	Current Period			Year-to-Date	
	Income	Principal	Realized Gains/Losses	Income	Principal
OPENING BALANCE	0.00	0.00		0.00	0.00
DIVIDENDS	58.57	0.00	0.00	694.59	0.00
SALES AND REDEMPTIONS	0.00	0.00	0.00	0.00	5,805,705.70
OTHER CASH ADDITIONS	0.00	450,058.57	0.00	0.00	4,500,696.85
OTHER CASH RECEIPTS	0.00	0.00	0.00	2.26	0.00
PAYMENTS AND WITHDRAWALS	58.57 -	0.00	0.00	696.85 -	5,805,785.19 -
PURCHASES	0.00	450,058.57 -	0.00	0.00	4,500,617.36 -
CLOSING BALANCE	0.00	0.00	0.00	0.00	0.00

The above cash transactions summary is provided for information purposes only and may not reflect actual taxable income or deductible expenses as reportable under the Internal Revenue Code.

0  
97710  
m  
1PD3 s 98520



BNY MELLON

The Bank of New York Mellon Trust Company, N.A.

WENT COUNTY WATER AUTHORITY  
FINANCE DIRECTOR  
1072 MAIN ST  
WEST WARWICK RI 02893-3724

### Account Statement

Statement Period 10/01/2013 Through 10/31/2013

Account 112606  
KCWA OPER & MAIN RESERVE ACCT

ADMINISTRATIVE CONTACT: MATTHEW BERNIER  
135 SANTILLI HIGHWAY AIM 026-0018  
EVERETT, MA 02149  
617-382-5218  
MATTHEW.BERNIER@BNYMELLON.COM

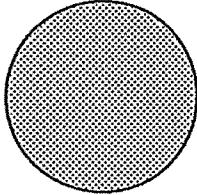
ADMINISTRATIVE CONTACT: SUSAN CALISE  
135 SANTILLI HIGHWAY AIM 026-0018  
EVERETT, MA 02149  
617-382-5217  
SUSAN.CALISE@BNYMELLON.COM

BNY Mellon has a team of professionals devoted exclusively to arbitrage compliance services for tax-exempt bond issuers and conduit borrowers. For additional information, please contact your Relationship Manager.

If you are interested in accessing your Account Statement on-line, please contact your Relationship Manager about our web-based INFORM product.

Visit us at [www.bnymellon.com](http://www.bnymellon.com)

### Account Overview



Percent of all Investments	Asset Classification	Market Value
100%	CASH AND SHORT TERM	2,493,118.63
100%	TOTAL OF ALL INVESTMENTS	2,493,118.63

### Summary of Assets Held

Asset Classification	Market Value	Cost	Accrued Income	Est Annual Income	Market Yield
CASH AND SHORT TERM	2,493,118.63	2,493,118.63	0.00	249.31	0.00%
ACCOUNT TOTALS	2,493,118.63	2,493,118.63	0.00	249.31	0.00%

### Summary of Cash Transactions

Transaction Category	Current Period			Year-to-Date	
	Income	Principal	Realized Gains/Losses	Income	Principal
OPENING BALANCE	0.00	0.00		0.00	0.00
DIVIDENDS	20.75	0.00	0.00	210.21	0.00
SALES AND REDEMPTIONS	0.00	34,441.93	0.00	0.00	34,442.62
OTHER CASH ADDITIONS	0.00	20.75	0.00	0.00	210.90
OTHER CASH RECEIPTS	0.00	0.00	0.00	0.69	0.00
PAYMENTS AND WITHDRAWALS	20.75 -	34,441.93 -	0.00	210.90 -	34,442.62 -
PURCHASES	0.00	20.75 -	0.00	0.00	210.90 -
CLOSING BALANCE	0.00	0.00	0.00	0.00	0.00

The above cash transactions summary is provided for information purposes only and may not reflect actual taxable income or deductible expenses as reportable under the Internal Revenue Code.

c 97710 m 1 PDS s 98521



**BNY MELLON**

The Bank of New York Mellon Trust Company, N.A.

**WENT COUNTY WATER AUTHORITY  
FINANCE DIRECTOR  
1072 MAIN ST  
WEST WARWICK RI 02893-3724**

### Account Statement

Statement Period 10/01/2013 Through 10/31/2013

Account 112612  
KCWA SER 2004A DEBT SERVICE FD

**ADMINISTRATIVE CONTACT: MATTHEW BERNIER**  
135 SANTILLI HIGHWAY AIM 026-0018  
EVERETT, MA 02149  
617-382-5218  
MATTHEW.BERNIER@BNYMELLON.COM

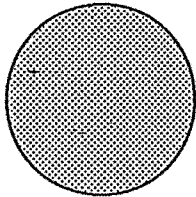
**ADMINISTRATIVE CONTACT: SUSAN CALISE**  
135 SANTILLI HIGHWAY AIM 026-0018  
EVERETT, MA 02149  
617-382-5217  
SUSAN.CALISE@BNYMELLON.COM

BNY Mellon has a team of professionals devoted exclusively to arbitrage compliance services for tax-exempt bond issuers and conduit borrowers. For additional information, please contact your Relationship Manager.

If you are interested in accessing your Account Statement on-line, please contact your Relationship Manager about our web-based INFORM product.

Visit us at [www.bnymellon.com](http://www.bnymellon.com)

### Account Overview



Percent of all Investments	Asset Classification	Market Value
100% ⊕	CASH AND SHORT TERM	368,782.29
100%	<b>TOTAL OF ALL INVESTMENTS</b>	<b>368,782.29</b>

### Summary of Assets Held

Asset Classification	Market Value	Cost	Accrued Income	Est Annual Income	Market Yield
CASH AND SHORT TERM	368,782.29	368,782.29	0.00	36.88	0.01%
<b>ACCOUNT TOTALS</b>	<b>368,782.29</b>	<b>368,782.29</b>	<b>0.00</b>	<b>36.88</b>	<b>0.01%</b>

### Summary of Cash Transactions

Transaction Category	Current Period			Year-to-Date	
	Income	Principal	Realized Gains/Losses	Income	Principal
OPENING BALANCE	0.00	0.00		0.00	0.00
DIVIDENDS	1.53	0.00	0.00	54.45	0.00
SALES AND REDEMPTIONS	0.00	0.00	0.00	0.00	1,254,462.67
OTHER CASH ADDITIONS	0.00	92,177.57	0.00	0.00	1,008,352.52
OTHER CASH RECEIPTS	0.00	0.00	0.00	0.17	0.00
PAYMENTS AND WITHDRAWALS	1.53 -	0.00	0.00	54.62 -	1,266,825.17 -
PURCHASES	0.00	92,177.57 -	0.00	0.00	995,990.02 -
<b>CLOSING BALANCE</b>	<b>0.00</b>	<b>0.00</b>	<b>0.00</b>	<b>0.00</b>	<b>0.00</b>

The above cash transactions summary is provided for information purposes only and may not reflect actual taxable income or deductible expenses as reportable under the Internal Revenue Code.



**BNY MELLON**

The Bank of New York Mellon Trust Company, N.A.

**WENT COUNTY WATER AUTHORITY**  
**FINANCE DIRECTOR**  
**1072 MAIN ST**  
**WEST WARWICK RI 02893-3724**

### Account Statement

Statement Period 10/01/2013 Through 10/31/2013

Account 112613  
KCWA SER 2004A DEBT SERV RESRV

**ADMINISTRATIVE CONTACT: MATTHEW BERNIER**  
135 SANTILLI HIGHWAY AIM 026-0018  
EVERETT, MA 02149  
617-382-5218  
MATTHEW.BERNIER@BNYMELLON.COM

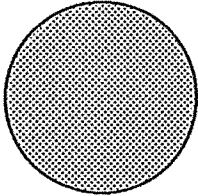
**ADMINISTRATIVE CONTACT: SUSAN CALISE**  
135 SANTILLI HIGHWAY AIM 026-0018  
EVERETT, MA 02149  
617-382-5217  
SUSAN.CALISE@BNYMELLON.COM

BNY Mellon has a team of professionals devoted exclusively to arbitrage compliance services for tax-exempt bond issuers and conduit borrowers. For additional information, please contact your Relationship Manager.

If you are interested in accessing your Account Statement on-line, please contact your Relationship Manager about our web-based INFORM product.

Visit us at [www.bnymellon.com](http://www.bnymellon.com)

### Account Overview



Percent of all Investments	Asset Classification	Market Value
100%	CASH AND SHORT TERM	229,727.50
100%	TOTAL OF ALL INVESTMENTS	229,727.50

### Summary of Assets Held

Asset Classification	Market Value	Cost	Accrued Income	Est Annual Income	Market Yield
CASH AND SHORT TERM	229,727.50	225,636.90	0.00	8,029.28	3.49%
<b>ACCOUNT TOTALS</b>	<b>229,727.50</b>	<b>225,636.90</b>	<b>0.00</b>	<b>8,029.28</b>	<b>3.49%</b>

### Summary of Cash Transactions

Transaction Category	Current Period			Year-to-Date	
	Income	Principal	Realized Gains/Losses	Income	Principal
OPENING BALANCE	0.00	0.00		0.00	0.00
DIVIDENDS	0.05	0.00	0.00	0.99	0.00
INTEREST	0.00	0.00	0.00	5,159.36	0.00
SALES AND REDEMPTIONS	0.00	0.00	0.00	0.00	866,685.92
PAYMENTS AND WITHDRAWALS	0.05 -	0.00	0.00	5,160.35 -	0.00
PURCHASES	0.00	0.00	0.00	0.00	866,685.92 -
<b>CLOSING BALANCE</b>	<b>0.00</b>	<b>0.00</b>	<b>0.00</b>	<b>0.00</b>	<b>0.00</b>

The above cash transactions summary is provided for information purposes only and may not reflect actual taxable income or deductible expenses as reportable under the Internal Revenue Code.

0  
97710  
m  
1 PD3 s 98523






September 30, 2013

BNY MELLON

Envelope Contents

Account Information	Number of Pages	Starting Page Number	Account Information	Number of Pages	Starting Page Number
KCWA GENERAL REVENUE ACCOUNT 112600	4	1 of 22	KCWA SER 2004A DEBT SERVICE FD 112612	2	19 of 22
KCWA OPERATING REVENUE ALLOWANCE 112601	2	5 of 22	KCWA SER 2004A DEBT SERV RESRV 112613	2	21 of 22
KCWA GEN OP & MAINT ACCT 112602	2	7 of 22			
KCWA GEN REN & REP RESV ACCT 112603	2	9 of 22			
KCWA GENERAL RENEWAL AND REPLACEMENT AC 112604	2	11 of 22			
KCWA INFRASTRUCTURE ACCT 112605	4	13 of 22			
KCWA OPER & MAIN RESERVE ACCT 112606	2	17 of 22			



0000298 03 SP 1.320 03 TR 00005 XB7995M2 000000  
 KENT COUNTY WATER AUTHORITY  
 FINANCE DIRECTOR  
 1072 MAIN ST  
 WEST WARWICK RI 02893-3724

*This Page Intentionally Blank*



BNY MELLON

The Bank of New York Mellon Trust Company, N.A.

WENT COUNTY WATER AUTHORITY  
FINANCE DIRECTOR  
1072 MAIN ST  
WEST WARWICK RI 02893-3724

### Account Statement

Statement Period 09/01/2013 Through 09/30/2013

Account 112600  
KCWA GENERAL REVENUE ACCOUNT

ADMINISTRATIVE CONTACT: MATTHEW BERNIER  
135 SANTILLI HIGHWAY AIM 026-0018  
EVERETT, MA 02149  
617-382-5218  
MATTHEW.BERNIER@BNYMELLON.COM

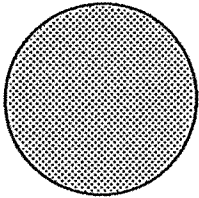
ADMINISTRATIVE CONTACT: SUSAN CALISE  
135 SANTILLI HIGHWAY AIM 026-0018  
EVERETT, MA 02149  
617-382-5217  
SUSAN.CALISE@BNYMELLON.COM

BNY Mellon has a team of professionals devoted exclusively to arbitrage compliance services for tax-exempt bond issuers and conduit borrowers. For additional information, please contact your Relationship Manager.

If you are interested in accessing your Account Statement on-line, please contact your Relationship Manager about our web-based INFORM product.

Visit us at [www.bnymellon.com](http://www.bnymellon.com)

### Account Overview



Percent of all Investments	Asset Classification	Market Value
100%	CASH AND SHORT TERM	1,309,153.25
100%	TOTAL OF ALL INVESTMENTS	1,309,153.25

### Summary of Assets Held

Asset Classification	Market Value	Cost	Accrued Income	Est Annual Income	Market Yield
CASH AND SHORT TERM	1,309,153.25	1,309,153.25	0.00	130.92	0.01%
ACCOUNT TOTALS	1,309,153.25	1,309,153.25	0.00	130.92	0.01%

### Summary of Cash Transactions

Transaction Category	Current Period			Year-to-Date	
	Income	Principal	Realized Gains/Losses	Income	Principal
OPENING BALANCE	0.00	0.00		0.00	0.00
DIVIDENDS	12.87	0.00	0.00	131.25	0.00
SALES AND REDEMPTIONS	0.00	1,903,127.00	0.00	0.00	13,796,370.95
OTHER CASH ADDITIONS	0.00	1,634,251.40	0.00	0.00	15,057,427.89
OTHER CASH RECEIPTS	0.00	0.00	0.00	0.58	0.00
PAYMENTS AND WITHDRAWALS	12.87 -	1,702,127.63 -	0.00	131.83 -	15,859,327.02 -
PURCHASES	0.00	1,835,250.77 -	0.00	0.00	12,994,471.82 -
CLOSING BALANCE	0.00	0.00	0.00	0.00	0.00

The above cash transactions summary is provided for information purposes only and may not reflect actual taxable income or deductible expenses as reportable under the Internal Revenue Code.

000298 XB7985M2 001197

9 9 2710 R 1 P03 S 115,028



BNY MELLON

The Bank of New York Mellon Trust Company, N.A.

Statement Period 09/01/2013 Through 09/30/2013  
Account 112600  
KCWA GENERAL REVENUE ACCOUNT

### Statement of Assets Held

Shares / Per Value	Asset Description	Market Price Average Cost	Market Value Cost	Accrued Income Est Annual Income	Market Yield
<b>CASH AND SHORT TERM</b>					
1,309,153.250	FIDELITY INSTL M MKT GOVT #57 CLASS 1 CUSIP: S99992780	1.00000 1.00000	1,309,153.25 1,309,153.25	0.00 130.92	0.01%
<b>Total CASH AND SHORT TERM</b>			<b>1,309,153.25</b> <b>1,309,153.25</b>	<b>0.00</b> <b>130.92</b>	<b>0.01%</b>
<b>ACCOUNT TOTALS</b>			<b>1,309,153.25</b> <b>1,309,153.25</b>	<b>0.00</b> <b>130.92</b>	<b>0.01%</b>
Total Market Value Plus Total Accrued Income 1,309,153.25					

### Statement of Transactions

Transaction Date	Transaction Description	Income	Principal	Cost	Realized Gains/Losses
09/01/13	OPENING BALANCE	0.00	0.00	1,377,029.48	
09/04/13	Sale FIDELITY INSTL M MKT GOVT #57 CLASS 1 600,845.01 SHARES	0.00	600,845.01	600,845.01 -	0.00
09/04/13	Dividend FIDELITY INSTL M MKT GOVT #57 CLASS 1 DIVIDEND	12.87	0.00	0.00	0.00
09/04/13	Cash Debit TRANSFER TO 112602 OP + MAINT ACCT. PAYMENT OF OP + MAINT REQ DATED 09/03/13 KCWA GENERAL FUND. TRNIIJ1309042692300	0.00	900,000.00 -	0.00	0.00
09/04/13	Cash Credit WIRE RECEIVED FROM /009364950577 KENT COUNTY WATER AUTHORITY PO BOX 192 WEST WARWICK, RI 02893-0192 FFC TRUST ACCT NO 112600 /BNF/DGLA111565 KENT COUNTY WATER // AUTHORITY TRNFDF1309040492500 CRNO/B BK AMER NYC IMAD: 20130904B6B7HU1R003362	0.00	299,142.12	0.00	0.00
09/04/13	Cash Debit TRANSFERRED TO ACCOUNT 112600 FF	12.87 -	0.00	0.00	0.00
09/04/13	Cash Credit TRANSFERRED FROM ACCOUNT 112600 FF	0.00	12.87	0.00	0.00
09/04/13	Cash Credit TRANSFERRED FROM ACCOUNT-112613 FF	0.00	0.05	0.00	0.00
09/04/13	DAILY ENDING BALANCE	0.00	0.05	776,184.47	0.00
09/05/13	Purchase FIDELITY INSTL M MKT GOVT #57 CLASS 1 0.05 SHARES	0.00	0.05 -	0.05	0.00
09/05/13	DAILY ENDING BALANCE	0.00	0.00	776,184.52	0.00
09/12/13	Purchase FIDELITY INSTL M MKT GOVT #57 CLASS 1 598,092.64 SHARES	0.00	598,092.64 -	598,092.64	0.00
09/12/13	Cash Credit WIRE RECEIVED FROM /009364950577 KENT COUNTY WATER AUTHORITY PO BOX 192 WEST WARWICK, RI 02893-0192 FFC TO TRUST ACCT #112600 /BNF/DGLA111565 KENT COUNTY WATER // AUTHORITY TRNFDF1309120431600 CRNO/B BK AMER NYC IMAD: 20130912B6B7HU2R003129	0.00	598,092.64	0.00	0.00
09/12/13	DAILY ENDING BALANCE	0.00	0.00	1,374,277.16	0.00

0 9/7/10 1 P03 s 115028



BNY MELLON

The Bank of New York Mellon Trust Company, N.A.

Statement Period 09/01/2013 Through 09/30/2013

Account 112600

KCWA GENERAL REVENUE ACCOUNT

Statement of Transactions - Continued

000298 XB7995M2 001198

Transaction Date	Transaction Description	Income	Principal	Cost	Realized Gains/Losses
09/18/13	Purchase FIDELITY INSTL M MKT GOVT #57 CLASS 1 236,849.36 SHARES	0.00	236,849.36 -	236,849.36	0.00
09/18/13	Cash Credit WIRE RECEIVED FROM /009364950577 KENT COUNTY WATER AUTHORITY PO BOX 192 WEST WARWICK, RI 02893-0192 FFC TO TRUST ACCOUNT # 112600 /BNF/DGLA111565 KENT COUNTY WATER // AUTHORITY TRNFD1309180971800 CRNO/B BK AMER NYC IMAD: 20130918B6B7HU4R005206	0.00	236,849.36	0.00	0.00
09/18/13	DAILY ENDING BALANCE	0.00	0.00	1,611,126.52	0.00
09/30/13	Purchase FIDELITY INSTL M MKT GOVT #57 CLASS 1 1,000,308.72 SHARES	0.00	1,000,308.72 -	1,000,308.72	0.00
09/30/13	Sale FIDELITY INSTL M MKT GOVT #57 CLASS 1 802,127.63 SHARES	0.00	802,127.63	802,127.63 -	0.00
09/30/13	Sale FIDELITY INSTL M MKT GOVT #57 CLASS 1 500,154.36 SHARES	0.00	500,154.36	500,154.36 -	0.00
09/30/13	Cash Debit MONTHLY TRF FROM REV A/C 112600 TO KCWA R&R ACCT 112604 OF FDS REQ. TO COVER APPROVED BUDGET EXP WITH RESPECT TO R&R. TRNIIJ1309301751800	0.00	8,333.33 -	0.00	0.00
09/30/13	Cash Debit MONTHLY TRF FROM REV A/C 112600 TO KCWA INFRASTRUCTURE ACCT 112605 OF FDS FOR APPROVED BUDGET EXP RE. INFRASTRUCTURE.. TRNIIJ1309301752000	0.00	450,000.00 -	0.00	0.00
09/30/13	Cash Debit MONTHLY TRF FROM REV A/C 112600 TO KCWA 2004 DS FUND OF FUNDS REQ FOR MONTHLY PMT ON SERIES 2004 BONDS. TRNIIJ1309301752200	0.00	92,176.04 -	0.00	0.00
09/30/13	Cash Debit MONTHLY TRF FROM REV A/C 112600 TO KCWA 2012 DS FUND OF FUNDS REQ FOR MONTHLY PMT ON SERIES 2012 BONDS. TRNIIJ1309301752400	0.00	181,375.00 -	0.00	0.00
09/30/13	Cash Debit TRF FROM A/C 112600 TO A/C 853024 OF FUNDS REPRESENTING UNDERPAYMENT FOR MONTHLY DEPOSIT AUG 2013 TRNIIJ1309301752600	0.00	576.60 -	0.00	0.00
09/30/13	Cash Debit MONTHLY TRF FROM REV A/C 112600 TO KCWA 2012 DS SAVE OF FUNDS REQ FOR MONTHLY PMT ON SERIES 2012 BONDS. TRNIIJ1309301752800	0.00	45,362.00 -	0.00	0.00
09/30/13	Cash Debit MONTHLY TRF FROM REV A/C 112600 TO KCWA GENERAL FUND OF FUNDS REQ FOR OPERATING REVENUE ALLOWANCE RESTRICTED TRNIIJ1309301753000	0.00	24,304.66 -	0.00	0.00
09/30/13	Cash Credit WIRE RECEIVED FROM /009364950577 KENT COUNTY WATER AUTHORITY PO BOX 192 WEST WARWICK, RI 02893-0192 FFC TRUST ACCT 112600 /BNF/DGLA111565 KENT COUNTY WATER // AUTHORITY TRNFD1309303940000 CRNO/B BK AMER NYC	0.00	500,154.36	0.00	0.00

0 9710 m 1 P03 s 115029



BNY MELLON

The Bank of New York Mellon Trust Company, N.A.

Statement Period 09/01/2013 Through 09/30/2013  
Account 112600  
KCWA GENERAL REVENUE ACCOUNT

### Statement of Transactions - Continued

Transaction Date	Transaction Description	Income	Principal	Cost	Realized Gains/Losses
09/30/13	IMAD: 20130930B6B7HU1R014269 DAILY ENDING BALANCE	0.00	0.00	1,309,153.25	0.00
09/30/13	CLOSING BALANCE	0.00	0.00	1,309,153.25	0.00

Cumulative realized capital gain and loss position from 12/31/2012 for securities held in principal of account:

Short Term: 0.00 \* Long Term: 0.00 \*

\* The above gain and loss position does not include transactions where tax cost information is incomplete or unavailable.

Cash and securities set forth on this Account Statement are held by The Bank of New York Mellon, an affiliate of The Bank of New York Mellon Trust Company, N.A. In addition, The Bank of New York Mellon Trust Company, N.A. may utilize subsidiaries and affiliates to provide services and certain products to the Account. Subsidiaries and affiliates may be compensated for their services and products.

The value of securities set forth on this Account Statement are obtained by The Bank of New York Mellon Trust Company, N.A., from its affiliate, The Bank of New York Mellon which determines such values for Global Corporate Trust on the basis of market prices and information obtained by The Bank of New York Mellon from unaffiliated third parties (including independent pricing vendors) ("third party pricing services"). The Bank of New York Mellon has not verified such market values or information and makes no assurances as to the accuracy or correctness of such market values or information or that the market values set forth on this Account Statement reflect the value of the securities that can be realized upon the sale of such securities. In addition, the market values for the securities set forth in this Account Statement may differ from the market prices and information for the same securities used by other business units of The Bank of New York Mellon Trust Company, N.A., The Bank of New York Mellon or their respective subsidiaries or affiliates based upon market prices and information received from other third party pricing services utilized by such other business units. Global Corporate Trust does not compare its market values with those used by, or reconcile different market values used by, other business units of The Bank of New York Mellon Trust Company, N.A., The Bank of New York Mellon or their respective subsidiaries or affiliates. Neither The Bank of New York Mellon Trust Company, N.A. nor The Bank of New York Mellon shall be liable for any loss, damage or expense incurred as a result of or arising from or related to the market values or information provided by third party pricing services or the differences in market prices or information provided by other third party pricing services.

q 7710 m 1 P03 s 116029



BNY MELLON

The Bank of New York Mellon Trust Company, N.A.

WENT COUNTY WATER AUTHORITY  
FINANCE DIRECTOR  
1072 MAIN ST  
WEST WARWICK RI 02893-3724

### Account Statement

Statement Period 09/01/2013 Through 09/30/2013

Account 112601  
KCWA OPERATING REVENUE ALLOWANCE

ADMINISTRATIVE CONTACT: MATTHEW BERNIER  
135 SANTILLI HIGHWAY AIM 026-0018  
EVERETT, MA 02149  
617-382-5218  
MATTHEW.BERNIER@BNYMELLON.COM

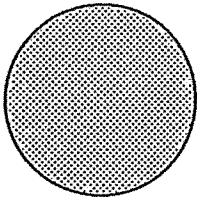
ADMINISTRATIVE CONTACT: SUSAN CALISE  
135 SANTILLI HIGHWAY AIM 026-0018  
EVERETT, MA 02149  
617-382-5217  
SUSAN.CALISE@BNYMELLON.COM

BNY Mellon has a team of professionals devoted exclusively to arbitrage compliance services for tax-exempt bond issuers and conduit borrowers. For additional information, please contact your Relationship Manager.

If you are interested in accessing your Account Statement on-line, please contact your Relationship Manager about our web-based INFORM product.

Visit us at [www.bnymellon.com](http://www.bnymellon.com)

### Account Overview



Percent of all Investments	Asset Classification	Market Value
100%	CASH AND SHORT TERM	996,654.46
100%	TOTAL OF ALL INVESTMENTS	996,654.46

### Summary of Assets Held

Asset Classification	Market Value	Cost	Accrued Income	Est Annual Income	Market Yield
CASH AND SHORT TERM	996,654.46	996,654.46	0.00	99.67	0.01%
ACCOUNT TOTALS	996,654.46	996,654.46	0.00	99.67	0.01%

### Summary of Cash Transactions

Transaction Category	Current Period			Year-to-Date	
	Income	Principal	Realized Gains/Losses	Income	Principal
OPENING BALANCE	0.00	0.00		0.00	0.00
DIVIDENDS	8.08	0.00	0.00	64.06	0.00
SALES AND REDEMPTIONS	0.00	0.00	0.00	0.00	0.22
OTHER CASH ADDITIONS	0.00	24,312.74	0.00	0.00	218,806.22
OTHER CASH RECEIPTS	0.00	0.00	0.00	0.22	0.00
PAYMENTS AND WITHDRAWALS	8.08 -	0.00	0.00	64.28 -	0.22 -
PURCHASES	0.00	24,312.74 -	0.00	0.00	218,806.22 -
CLOSING BALANCE	0.00	0.00	0.00	0.00	0.00

The above cash transactions summary is provided for information purposes only and may not reflect actual taxable income or deductible expenses as reportable under the Internal Revenue Code.

97710 m 1 PD3 s 115030

**Statement of Assets Held**

Shares / Par Value	Asset Description	Market Price Average Cost	Market Value Cost	Accrued Income Est Annual Income	Market Yield
<b>CASH AND SHORT TERM</b>					
996,654.460	FIDELITY INSTL M MKT GOVT #57 CLASS 1	1.00000	996,654.46	0.00	0.01%
	CUSIP: S99992780	1.00000	996,654.46	99.67	
			996,654.46	0.00	0.01%
	<b>Total CASH AND SHORT TERM</b>		996,654.46	99.67	
<b>ACCOUNT TOTALS</b>					
			996,654.46	0.00	0.01%
			996,654.46	99.67	
Total Market Value Plus Total Accrued Income 996,654.46					

**Statement of Transactions**

Transaction Date	Transaction Description	Income	Principal	Cost	Realized Gains/Losses
09/01/13	OPENING BALANCE	0.00	0.00	972,341.72	
09/04/13	Purchase FIDELITY INSTL M MKT GOVT #57 CLASS 1 8.08 SHARES	0.00	8.08 -	8.08	0.00
09/04/13	Dividend FIDELITY INSTL M MKT GOVT #57 CLASS 1 DIVIDEND	8.08	0.00	0.00	0.00
09/04/13	Cash Debit TRANSFERRED TO ACCOUNT 112601 FF	8.08 -	0.00	0.00	0.00
09/04/13	Cash Credit TRANSFERRED FROM ACCOUNT 112601 FF	0.00	8.08	0.00	0.00
09/04/13	DAILY ENDING BALANCE	0.00	0.00	972,349.80	0.00
09/30/13	Purchase FIDELITY INSTL M MKT GOVT #57 CLASS 1 24,304.66 SHARES	0.00	24,304.66 -	24,304.66	0.00
09/30/13	Cash Credit MONTHLY DEPOSIT FROM REVENUE A/C 112600 OF FUNDS NECESSARY FOR OPERATING REVENUE ALLOWANCE RESTRICTED TRNIIJ1309301753100	0.00	24,304.66	0.00	0.00
09/30/13	DAILY ENDING BALANCE	0.00	0.00	996,654.46	0.00
09/30/13	CLOSING BALANCE	0.00	0.00	996,654.46	0.00

Cumulative realized capital gain and loss position from 12/31/2012 for securities held in principal of account:

Short Term: 0.00 \* Long Term: 0.00 \*

\* The above gain and loss position does not include transactions where tax cost information is incomplete or unavailable.

Cash and securities set forth on this Account Statement are held by The Bank of New York Mellon, an affiliate of The Bank of New York Mellon Trust Company, N.A. In addition, The Bank of New York Mellon Trust Company, N.A. may utilize subsidiaries and affiliates to provide services and certain products to the Account. Subsidiaries and affiliates may be compensated for their services and products.

The value of securities set forth on this Account Statement are obtained by The Bank of New York Mellon Trust Company, N.A., from its affiliate, The Bank of New York Mellon which determines such values for Global Corporate Trust on the basis of market prices and information obtained by The Bank of New York Mellon from unaffiliated third parties (including independent pricing vendors) ("third party pricing services"). The Bank of New York Mellon has not verified such market values or information and makes no assurances as to the accuracy or correctness of such market values or information or that the market values set forth on this Account Statement reflect the value of the securities that can be realized upon the sale of such securities. In addition, the market values for the securities set forth in this Account Statement may differ from the market prices and information for the same securities used by other business units of The Bank of New York Mellon Trust Company, N.A., The Bank of New York Mellon or their respective subsidiaries or affiliates based upon market prices and information received from other third party pricing services utilized by such other business units. Global Corporate Trust does not compare its market values with those used by, or reconcile different market values used by, other business units of The Bank of New York Mellon Trust Company, N.A., The Bank of New York Mellon or their respective subsidiaries or affiliates. Neither The Bank of New York Mellon Trust Company, N.A. nor The Bank of New York Mellon shall be liable for any loss, damage or expense incurred as a result of or arising from or related to the market values or information provided by third party pricing services or the differences in market prices or information provided by other third party pricing services.





BNY MELLON

The Bank of New York Mellon Trust Company, N.A.

KENT COUNTY WATER AUTHORITY  
FINANCE DIRECTOR  
1072 MAIN ST  
WEST WARWICK RI 02893-3724

### Account Statement

Statement Period 09/01/2013 Through 09/30/2013

Account 112602  
KCWA GEN OP & MAINT ACCT

ADMINISTRATIVE CONTACT: MATTHEW BERNIER  
135 SANTILLI HIGHWAY AIM 026-0018  
EVERETT, MA 02149  
617-382-5218  
MATTHEW.BERNIER@BNYMELLON.COM


ADMINISTRATIVE CONTACT: SUSAN CALISE  
135 SANTILLI HIGHWAY AIM 026-0018  
EVERETT, MA 02149  
617-382-5217  
SUSAN.CALISE@BNYMELLON.COM

BNY Mellon has a team of professionals devoted exclusively to arbitrage compliance services for tax-exempt bond issuers and conduit borrowers. For additional information, please contact your Relationship Manager.

If you are interested in accessing your Account Statement on-line, please contact your Relationship Manager about our web-based INFORM product.

Visit us at [www.bnymellon.com](http://www.bnymellon.com)

### Account Overview



Percent of all Investments	Asset Classification	Market Value
100%	CASH AND SHORT TERM	0.24
100%	TOTAL OF ALL INVESTMENTS	0.24

### Summary of Assets Held

Asset Classification	Market Value	Cost	Accrued Income	Est Annual Income	Market Yield
CASH AND SHORT TERM	0.24	0.24	0.00	0.00	0.00%
ACCOUNT TOTALS	0.24	0.24	0.00	0.00	0.00%

### Summary of Cash Transactions

Transaction Category	Current Period			Year-to-Date	
	Income	Principal	Realized Gains/Losses	Income	Principal
OPENING BALANCE	0.00	0.00		0.00	0.00
DIVIDENDS	0.03	0.00	0.00	0.11	0.00
SALES AND REDEMPTIONS	0.00	0.00	0.00	0.00	239,362.08
OTHER CASH ADDITIONS	0.00	900,000.03	0.00	0.00	8,562,289.38
PAYMENTS AND WITHDRAWALS	0.03 -	900,000.00 -	0.00	0.11 -	8,562,289.27 -
PURCHASES	0.00	0.03 -	0.00	0.00	239,362.19 -
CLOSING BALANCE	0.00	0.00	0.00	0.00	0.00

The above cash transactions summary is provided for information purposes only and may not reflect actual taxable income or deductible expenses as reportable under the Internal Revenue Code.

000299 XB 7/9/95M2 001200

0 97710 m 1 P03 s 115,031

**BNY MELLON**

The Bank of New York Mellon Trust Company, N.A.

Statement Period 09/01/2013 Through 09/30/2013

Account 112602

KCWA GEN OP & MAINT ACCT

**Statement of Assets Held**

Shares / Par Value	Asset Description	Market Price Average Cost	Market Value Cost	Accrued Income Est Annual Income	Market Yield
<b>CASH AND SHORT TERM</b>					
0.240	FIDELITY INSTL M MKT GOVT #57 CLASS 1	1.00000	0.24	0.00	0.00%
	CUSIP: S99992780	1.00000	0.24	0.00	
<b>Total CASH AND SHORT TERM</b>			<b>0.24</b>	<b>0.00</b>	<b>0.00%</b>
<b>ACCOUNT TOTALS</b>			<b>0.24</b>	<b>0.00</b>	<b>0.00%</b>
Total Market Value Plus Total Accrued Income 0.24					

**Statement of Transactions**

Transaction Date	Transaction Description	Income	Principal	Cost	Realized Gains/Losses
09/01/13	OPENING BALANCE	0.00	0.00	0.21	
09/04/13	Purchase FIDELITY INSTL M MKT GOVT #57 CLASS 1 0.03 SHARES	0.00	0.03 -	0.03	0.00
09/04/13	Dividend FIDELITY INSTL M MKT GOVT #57 CLASS 1 DIVIDEND	0.03	0.00	0.00	0.00
09/04/13	Cash Debit BANK OF AMERICA N.A, RI ABA: 011500010 728018921 KCWA GENERAL FUND WIRE TO KCWA - BANK OF AMERICA. PURPOSE OF PAYMENT - PARTIAL FUNDING OF APPROVED BUDGET PER REQ DATED 9/3/13. TRNDSP1309043214200	0.00	900,000.00 -	0.00	0.00
09/04/13	Cash Credit RECIEVED FROM 112600 REVENUE ACCOUNT PAYMENT OF OP + MAINT REQ DATED 09/03/13 KCWA GENERAL FUND. TRNIIJ1309042692400	0.00	900,000.00	0.00	0.00
09/04/13	Cash Debit TRANSFERRED TO ACCOUNT 112602 FF	0.03 -	0.00	0.00	0.00
09/04/13	Cash Credit TRANSFERRED FROM ACCOUNT 112602 FF	0.00	0.03	0.00	0.00
09/04/13	DAILY ENDING BALANCE	0.00	0.00	0.24	0.00
09/30/13	CLOSING BALANCE	0.00	0.00	0.24	0.00

Cumulative realized capital gain and loss position from 12/31/2012 for securities held in principal of account:

Short Term: 0.00 \* Long Term: 0.00 \*

\* The above gain and loss position does not include transactions where tax cost information is incomplete or unavailable.

Cash and securities set forth on this Account Statement are held by The Bank of New York Mellon, an affiliate of The Bank of New York Mellon Trust Company, N.A. In addition, The Bank of New York Mellon Trust Company, N.A. may utilize subsidiaries and affiliates to provide services and certain products to the Account. Subsidiaries and affiliates may be compensated for their services and products.

The value of securities set forth on this Account Statement are obtained by The Bank of New York Mellon Trust Company, N.A., from its affiliate, The Bank of New York Mellon which determines such values for Global Corporate Trust on the basis of market prices and information obtained by The Bank of New York Mellon from unaffiliated third parties (including independent pricing vendors) ("third party pricing services"). The Bank of New York Mellon has not verified such market values or information and makes no assurances as to the accuracy or correctness of such market values or information or that the market values set forth on this Account Statement reflect the value of the securities that can be realized upon the sale of such securities. In addition, the market values for the securities set forth in this Account Statement may differ from the market prices and information for the same securities used by other business units of The Bank of New York Mellon Trust Company, N.A., The Bank of New York Mellon or their respective subsidiaries or affiliates based upon market prices and information received from other third party pricing services utilized by such other business units. Global Corporate Trust does not compare its market values with those used by, or reconcile different market values used by, other business units of The Bank of New York Mellon Trust Company, N.A., The Bank of New York Mellon or their respective subsidiaries or affiliates. Neither The Bank of New York Mellon Trust Company, N.A. nor The Bank of New York Mellon shall be liable for any loss, damage or expense incurred as a result of or arising from or related to the market values or information provided by third party pricing services or the differences in market prices or information provided by other third party pricing services.



BNY MELLON

The Bank of New York Mellon Trust Company, N.A.

RIENT COUNTY WATER AUTHORITY  
FINANCE DIRECTOR  
1072 MAIN ST  
WEST WARWICK RI 02893-3724

### Account Statement

Statement Period 09/01/2013 Through 09/30/2013

Account 112603  
KCWA GEN REN & REP RESV ACCT

ADMINISTRATIVE CONTACT: MATTHEW BERNIER  
135 SANTILLI HIGHWAY AIM 026-0018  
EVERETT, MA 02149  
617-382-5218  
MATTHEW.BERNIER@BNYMELLON.COM

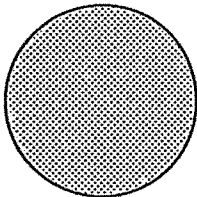
ADMINISTRATIVE CONTACT: SUSAN CALISE  
135 SANTILLI HIGHWAY AIM 026-0018  
EVERETT, MA 02149  
617-382-5217  
SUSAN.CALISE@BNYMELLON.COM

BNY Mellon has a team of professionals devoted exclusively to arbitrage compliance services for tax-exempt bond issuers and conduit borrowers. For additional information, please contact your Relationship Manager.

If you are interested in accessing your Account Statement on-line, please contact your Relationship Manager about our web-based INFORM product.

Visit us at [www.bnymellon.com](http://www.bnymellon.com)

### Account Overview



Percent of all Investments	Asset Classification	Market Value
100%	CASH AND SHORT TERM	1,124,594.84
100%	TOTAL OF ALL INVESTMENTS	1,124,594.84

### Summary of Assets Held

Asset Classification	Market Value	Cost	Accrued Income	Est Annual Income	Market Yield
CASH AND SHORT TERM	1,124,594.84	1,124,594.84	0.00	112.46	0.01%
ACCOUNT TOTALS	1,124,594.84	1,124,594.84	0.00	112.46	0.01%

### Summary of Cash Transactions

Transaction Category	Current Period			Year-to-Date	
	Income	Principal	Realized Gains/Losses	Income	Principal
OPENING BALANCE	0.00	0.00		0.00	0.00
DIVIDENDS	9.57	0.00	0.00	84.57	0.00
SALES AND REDEMPTIONS	0.00	0.00	0.00	0.00	0.31
OTHER CASH ADDITIONS	0.00	9.57	0.00	0.00	84.88
OTHER CASH RECEIPTS	0.00	0.00	0.00	0.31	0.00
PAYMENTS AND WITHDRAWALS	9.57 -	0.00	0.00	84.88 -	0.31 -
PURCHASES	0.00	9.57 -	0.00	0.00	84.88 -
CLOSING BALANCE	0.00	0.00	0.00	0.00	0.00

The above cash transactions summary is provided for information purposes only and may not reflect actual taxable income or deductible expenses as reportable under the Internal Revenue Code.

000298 XB7995M2 001201

97710 m i PD3 s 115.092

**Statement of Assets Held**

Shares / Par Value	Asset Description	Market Price Average Cost	Market Value Cost	Accrued Income Est Annual Income	Market Yield
<b>CASH AND SHORT TERM</b>					
1,124,594.840	FIDELITY INSTL M MKT GOVT #57 CLASS 1	1.00000	1,124,594.84	0.00	0.01%
	CUSIP: S99992780	1.00000	1,124,594.84	112.46	
<b>Total CASH AND SHORT TERM</b>			<b>1,124,594.84</b>	<b>0.00</b>	<b>0.01%</b>
				<b>112.46</b>	
<b>ACCOUNT TOTALS</b>			<b>1,124,594.84</b>	<b>0.00</b>	<b>0.01%</b>
			<b>1,124,594.84</b>	<b>112.46</b>	

Total Market Value Plus Total Accrued Income 1,124,594.84

**Statement of Transactions**

Transaction Date	Transaction Description	Income	Principal	Cost	Realized Gains/Losses
09/01/13	OPENING BALANCE	0.00	0.00	1,124,585.27	
09/04/13	Purchase FIDELITY INSTL M MKT GOVT #57 CLASS 1 9.57 SHARES	0.00	9.57 -	9.57	0.00
09/04/13	Dividend FIDELITY INSTL M MKT GOVT #57 CLASS 1 DIVIDEND	9.57	0.00	0.00	0.00
09/04/13	Cash Debit TRANSFERRED TO ACCOUNT 112603 FF	9.57 -	0.00	0.00	0.00
09/04/13	Cash Credit TRANSFERRED FROM ACCOUNT 112603 FF	0.00	9.57	0.00	0.00
09/04/13	DAILY ENDING BALANCE	0.00	0.00	1,124,594.84	0.00
09/30/13	CLOSING BALANCE	0.00	0.00	1,124,594.84	0.00

Cumulative realized capital gain and loss position from 12/31/2012 for securities held in principal of account:

Short Term: 0.00 \* Long Term: 0.00 \*

\* The above gain and loss position does not include transactions where tax cost information is incomplete or unavailable.

Cash and securities set forth on this Account Statement are held by The Bank of New York Mellon, an affiliate of The Bank of New York Mellon Trust Company, N.A. In addition, The Bank of New York Mellon Trust Company, N.A. may utilize subsidiaries and affiliates to provide services and certain products to the Account. Subsidiaries and affiliates may be compensated for their services and products.

The value of securities set forth on this Account Statement are obtained by The Bank of New York Mellon Trust Company, N.A., from its affiliate, The Bank of New York Mellon which determines such values for Global Corporate Trust on the basis of market prices and information obtained by The Bank of New York Mellon from unaffiliated third parties (including independent pricing vendors) ("third party pricing services"). The Bank of New York Mellon has not verified such market values or information and makes no assurances as to the accuracy or correctness of such market values or information or that the market values set forth on this Account Statement reflect the value of the securities that can be realized upon the sale of such securities. In addition, the market values for the securities set forth in this Account Statement may differ from the market prices and information for the same securities used by other business units of The Bank of New York Mellon Trust Company, N.A., The Bank of New York Mellon or their respective subsidiaries or affiliates based upon market prices and information received from other third party pricing services utilized by such other business units. Global Corporate Trust does not compare its market values with those used by, or reconcile different market values used by, other business units of The Bank of New York Mellon Trust Company, N.A., The Bank of New York Mellon or their respective subsidiaries or affiliates. Neither The Bank of New York Mellon Trust Company, N.A. nor The Bank of New York Mellon shall be liable for any loss, damage or expense incurred as a result of or arising from or related to the market values or information provided by third party pricing services or the differences in market prices or information provided by other third party pricing services.



BNY MELLON

The Bank of New York Mellon Trust Company, N.A.

KENT COUNTY WATER AUTHORITY  
FINANCE DIRECTOR  
1072 MAIN ST  
WEST WARWICK RI 02893-3724

### Account Statement

Statement Period 09/01/2013 Through 09/30/2013

Account 112604  
KCWA GENERAL RENEWAL AND REPLACEMENT AC

ADMINISTRATIVE CONTACT: MATTHEW BERNIER  
135 SANTILLI HIGHWAY AIM.026-0018  
EVERETT, MA 02149  
617-382-5218  
MATTHEW.BERNIER@BNYMELLON.COM

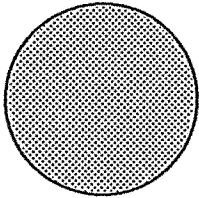
ADMINISTRATIVE CONTACT: SUSAN CALISE  
135 SANTILLI HIGHWAY AIM 026-0018  
EVERETT, MA 02149  
617-382-5217  
SUSAN.CALISE@BNYMELLON.COM

BNY Mellon has a team of professionals devoted exclusively to arbitrage compliance services for tax-exempt bond issuers and conduit borrowers. For additional information, please contact your Relationship Manager.

If you are interested in accessing your Account Statement on-line, please contact your Relationship Manager about our web-based INFORM product.

Visit us at [www.bnymellon.com](http://www.bnymellon.com)

### Account Overview



Percent of all Investments	Asset Classification	Market Value
100%	CASH AND SHORT TERM	271,693.37
100%	TOTAL OF ALL INVESTMENTS	271,693.37

### Summary of Assets Held

Asset Classification	Market Value	Cost	Accrued Income	Est Annual Income	Market Yield
CASH AND SHORT TERM	271,693.37	271,693.37	0.00	27.17	0.01%
ACCOUNT TOTALS	271,693.37	271,693.37	0.00	27.17	0.01%

### Summary of Cash Transactions

Transaction Category	Current Period			Year-to-Date	
	Income	Principal	Realized Gains/Losses	Income	Principal
OPENING BALANCE	0.00	0.00		0.00	0.00
DIVIDENDS	2.17	0.00	0.00	18.16	0.00
SALES AND REDEMPTIONS	0.00	0.00	0.00	0.00	25,985.89
OTHER CASH ADDITIONS	0.00	8,335.50	0.00	0.00	75,018.19
OTHER CASH RECEIPTS	0.00	0.00	0.00	0.06	0.00
PAYMENTS AND WITHDRAWALS	2.17 -	0.00	0.00	18.22 -	25,988.06 -
PURCHASES	0.00	8,335.50 -	0.00	0.00	75,016.02 -
CLOSING BALANCE	0.00	0.00	0.00	0.00	0.00

The above cash transactions summary is provided for information purposes only and may not reflect actual taxable income or deductible expenses as reportable under the Internal Revenue Code.

000202 XB7595M2 001202

0 9710 m i P03 s 115033

**Statement of Assets Held**

Shares / Par Value	Asset Description	Market Price Average Cost	Market Value Cost	Accrued Income Est Annual Income	Market Yield
<b>CASH AND SHORT TERM</b>					
271,693.370	FIDELITY INSTL M MKT-GOVT-#57 CLASS 1	1.00000	271,693.37	0.00	0.01%
	CUSIP: S99992780	1.00000	271,693.37	27.17	
	<b>Total CASH AND SHORT TERM</b>		<b>271,693.37</b>	<b>0.00</b>	<b>0.01%</b>
			<b>271,693.37</b>	<b>27.17</b>	
<b>ACCOUNT TOTALS</b>					
			<b>271,693.37</b>	<b>0.00</b>	<b>0.01%</b>
			<b>271,693.37</b>	<b>27.17</b>	
Total Market Value Plus Total Accrued Income 271,693.37					

**Statement of Transactions**

Transaction Date	Transaction Description	Income	Principal	Cost	Realized Gains/Losses
09/01/13	OPENING BALANCE	0.00	0.00	263,357.87	
09/04/13	Purchase FIDELITY INSTL M MKT GOVT #57 CLASS 1 2.17 SHARES	0.00	2.17 -	2.17	0.00
09/04/13	Dividend FIDELITY INSTL M MKT GOVT #57 CLASS 1 DIVIDEND	2.17	0.00	0.00	0.00
09/04/13	Cash Debit TRANSFERRED TO ACCOUNT 112604 FF	2.17 -	0.00	0.00	0.00
09/04/13	Cash Credit TRANSFERRED FROM ACCOUNT 112604 FF	0.00	2.17	0.00	0.00
09/04/13	DAILY ENDING BALANCE	0.00	0.00	263,360.04	0.00
09/30/13	Purchase FIDELITY INSTL M MKT GOVT #57 CLASS 1 8,333.33 SHARES	0.00	8,333.33 -	8,333.33	0.00
09/30/13	Cash Credit MONTHLY DEPOSIT FROM REV A/C 112600 OF FUNDS NECESSARY TO COVER APPROVED BUDGET EXPENSES WITH RESPECT TO R&R. TRNIIJ1309301751900	0.00	8,333.33	0.00	0.00
09/30/13	DAILY ENDING BALANCE	0.00	0.00	271,693.37	0.00
09/30/13	CLOSING BALANCE	0.00	0.00	271,693.37	0.00

Cumulative realized capital gain and loss position from 12/31/2012 for securities held in principal of account:

Short Term: 0.00 \* Long Term: 0.00 \*

\* The above gain and loss position does not include transactions where tax cost information is incomplete or unavailable.

Cash and securities set forth on this Account Statement are held by The Bank of New York Mellon, an affiliate of The Bank of New York Mellon Trust Company, N.A. In addition, The Bank of New York Mellon Trust Company, N.A. may utilize subsidiaries and affiliates to provide services and certain products to the Account. Subsidiaries and affiliates may be compensated for their services and products.

The value of securities set forth on this Account Statement are obtained by The Bank of New York Mellon Trust Company, N.A., from its affiliate, The Bank of New York Mellon which determines such values for Global Corporate Trust on the basis of market prices and information obtained by The Bank of New York Mellon from unaffiliated third parties (including independent pricing vendors) ("third party pricing services"). The Bank of New York Mellon has not verified such market values or information and makes no assurances as to the accuracy or correctness of such market values or information or that the market values set forth on this Account Statement reflect the value of the securities that can be realized upon the sale of such securities. In addition, the market values for the securities set forth in this Account Statement may differ from the market prices and information for the same securities used by other business units of The Bank of New York Mellon Trust Company, N.A., The Bank of New York Mellon or their respective subsidiaries or affiliates based upon market prices and information received from other third party pricing services utilized by such other business units. Global Corporate Trust does not compare its market values with those used by, or reconcile different market values used by, other business units of The Bank of New York Mellon Trust Company, N.A., The Bank of New York Mellon or their respective subsidiaries or affiliates. Neither The Bank of New York Mellon Trust Company, N.A. nor The Bank of New York Mellon shall be liable for any loss, damage or expense incurred as a result of or arising from or related to the market values or information provided by third party pricing services or the differences in market prices or information provided by other third party pricing services.



BNY MELLON

The Bank of New York Mellon Trust Company, N.A.

KENT COUNTY WATER AUTHORITY  
FINANCE DIRECTOR  
1072 MAIN ST  
WEST WARWICK RI 02893-3724

### Account Statement

Statement Period 09/01/2013 Through 09/30/2013

Account 112605  
KCWA INFRASTRUCTURE ACCT

ADMINISTRATIVE CONTACT: MATTHEW BERNIER  
135 SANTILLI HIGHWAY AIM 026-0018  
EVERETT, MA 02149  
617-382-5218  
MATTHEW.BERNIER@BNYMELLON.COM

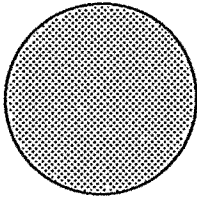
ADMINISTRATIVE CONTACT: SUSAN CALISE  
135 SANTILLI HIGHWAY AIM 026-0018  
EVERETT, MA 02149  
617-382-5217  
SUSAN.CALISE@BNYMELLON.COM

BNY Mellon has a team of professionals devoted exclusively to arbitrage compliance services for tax-exempt bond issuers and conduit borrowers. For additional information, please contact your Relationship Manager.

If you are interested in accessing your Account Statement on-line, please contact your Relationship Manager about our web-based INFORM product.

Visit us at [www.bnymellon.com](http://www.bnymellon.com)

### Account Overview



Percent of all Investments	Asset Classification	Market Value
100%	CASH AND SHORT TERM	6,484,766.13
100%	TOTAL OF ALL INVESTMENTS	6,484,766.13

### Summary of Assets Held

Asset Classification	Market Value	Cost	Accrued Income	Est Annual Income	Market Yield
CASH AND SHORT TERM	6,484,766.13	6,484,766.13	0.00	648.48	0.01%
ACCOUNT TOTALS	6,484,766.13	6,484,766.13	0.00	648.48	0.01%

### Summary of Cash Transactions

Transaction Category	Current Period			Year-to-Date	
	Income	Principal	Realized Gains/Losses	Income	Principal
OPENING BALANCE	0.00	0.00		0.00	0.00
DIVIDENDS	64.99	0.00	0.00	636.02	0.00
SALES AND REDEMPTIONS	0.00	1,399,894.92	0.00	0.00	5,805,705.70
OTHER CASH ADDITIONS	0.00	450,064.99	0.00	0.00	4,050,638.28
OTHER CASH RECEIPTS	0.00	0.00	0.00	2.26	0.00
PAYMENTS AND WITHDRAWALS	64.99 -	1,399,894.92 -	0.00	638.28 -	5,805,785.19 -
PURCHASES	0.00	450,064.99 -	0.00	0.00	4,050,558.79 -
CLOSING BALANCE	0.00	0.00	0.00	0.00	0.00

The above cash transactions summary is provided for information purposes only and may not reflect actual taxable income or deductible expenses as reportable under the Internal Revenue Code.

c  
q 7710  
m  
i PD3  
s 115.034

BNY MELLON

The Bank of New York Mellon Trust Company, N.A.

Statement Period 09/01/2013 Through 09/30/2013  
Account 112605  
KCWA INFRASTRUCTURE ACCT

**Statement of Assets Held**

Shares / Par Value	Asset Description	Market Price Average Cost	Market Value Cost	Accrued Income Est Annual Income	Market Yield
<b>CASH AND SHORT TERM</b>					
6,484,766.130	FIDELITY INSTL M MKT GOVT #57 CLASS 1 CUSIP: S99992780	1.00000 1.00000	6,484,766.13 6,484,766.13	0.00 648.48	0.01% 0.01%
<b>Total CASH AND SHORT TERM</b>			<b>6,484,766.13</b>	<b>648.48</b>	
<b>ACCOUNT TOTALS</b>			<b>6,484,766.13</b>	<b>0.00</b>	<b>0.01%</b>
Total Market Value Plus Total Accrued Income 6,484,766.13					

**Statement of Transactions**

Transaction Date	Transaction Description	Income	Principal	Cost	Realized Gains/Losses
09/01/13	OPENING BALANCE	0.00	0.00	7,434,596.06	
09/04/13	Purchase FIDELITY INSTL M MKT GOVT #57 CLASS 1 64.99 SHARES	0.00	64.99 -	64.99	0.00
09/04/13	Dividend FIDELITY INSTL M MKT GOVT #57 CLASS 1 DIVIDEND	64.99	0.00	0.00	0.00
09/04/13	Cash Debit TRANSFERRED TO ACCOUNT 112605 FF	64.99 -	0.00	0.00	0.00
09/04/13	Cash Credit TRANSFERRED FROM ACCOUNT 112605 FF	0.00	64.99	0.00	0.00
09/04/13	DAILY ENDING BALANCE	0.00	0.00	7,434,661.05	0.00
09/24/13	Sale FIDELITY INSTL M MKT GOVT #57 CLASS 1 1,399,894.92 SHARES	0.00	1,399,894.92	1,399,894.92 -	0.00
09/24/13	Check BOYLE & FOGARTY CONSTRUCTION CO., INC. PAYMENT ON BEHALF OF KENT COUNTY WATER AUTHORITY REQUISITION DATED 09/18/13 IFR 2009B (248C) APPLICATION -RETAINAGE	0.00	243,865.07 -	0.00	0.00
09/24/13	Check HART ENGINEERING CORPORATION PAYMENT ON BEHALF OF KENT COUNTY WATER AUTHORITY REQUISITION DATED 09/18/13 IFR QUAKER LANE (240C) APPLICATION #7	0.00	551,106.08 -	0.00	0.00
09/24/13	Check BOYLE & FOGARTY CONSTRUCTION CO., INC. PAYMENT ON BEHALF OF KENT COUNTY WATER AUTHORITY REQUISITION DATED 09/18/13 IFR 2010B (252C) APPLICATION #5	0.00	604,923.77 -	0.00	0.00
09/24/13	DAILY ENDING BALANCE	0.00	0.00	6,034,766.13	0.00
09/30/13	Purchase FIDELITY INSTL M MKT GOVT #57 CLASS 1 450,000.00 SHARES	0.00	450,000.00 -	450,000.00	0.00
09/30/13	Cash Credit MONTHLY DEPOSIT FROM REVENUE A/C 112600 FUNDS NECESSARY TO COVER APPROVED BUDGET EXPENSES WITH RESPECT TO INFRASTR. TRNIIJ1309301752100	0.00	450,000.00	0.00	0.00
09/30/13	DAILY ENDING BALANCE	0.00	0.00	6,484,766.13	0.00
09/30/13	CLOSING BALANCE	0.00	0.00	6,484,766.13	0.00

Cumulative realized capital gain and loss position from 12/31/2012 for securities held in principal of account:

Short Term: 0.00 \* Long Term: 0.00 \*

\* The above gain and loss position does not include transactions where tax cost information is incomplete or unavailable.





BNY MELLON

The Bank of New York Mellon Trust Company, N.A.

Statement Period 09/01/2013 Through 09/30/2013

Account 112605

KCWA INFRASTRUCTURE ACCT

000296 XB7995M2 001204

Cash and securities set forth on this Account Statement are held by The Bank of New York Mellon, an affiliate of The Bank of New York Mellon Trust Company, N.A. In addition, The Bank of New York Mellon Trust Company, N.A. may utilize subsidiaries and affiliates to provide services and certain products to the Account. Subsidiaries and affiliates may be compensated for their services and products.

The value of securities set forth on this Account Statement are obtained by The Bank of New York Mellon Trust Company, N.A., from its affiliate, The Bank of New York Mellon which determines such values for Global Corporate Trust on the basis of market prices and information obtained by The Bank of New York Mellon from unaffiliated third parties (including independent pricing vendors) ("third party pricing services"). The Bank of New York Mellon has not verified such market values or information and makes no assurances as to the accuracy or correctness of such market values or information or that the market values set forth on this Account Statement reflect the value of the securities that can be realized on the sale of such securities. In addition, the market values for the securities set forth in this Account Statement may differ from the market prices and information for the same securities used by other business units of The Bank of New York Mellon Trust Company, N.A., The Bank of New York Mellon or their respective subsidiaries or affiliates based upon market prices and information received from other third party pricing services utilized by such other business units. Global Corporate Trust does not compare its market values with those used by, or reconcile different market values used by, other business units of The Bank of New York Mellon Trust Company, N.A., The Bank of New York Mellon or their respective subsidiaries or affiliates. Neither The Bank of New York Mellon Trust Company, N.A. nor The Bank of New York Mellon shall be liable for any loss, damage or expense incurred as a result of or arising from or related to the market values or information provided by third party pricing services or the differences in market prices or information provided by other third party pricing services.

C  
97710  
M  
1 PD3  
S 115035

***This Page Intentionally Blank***



Page 4 of 4





**BNY MELLON**

The Bank of New York Mellon Trust Company, N.A.

**KENT COUNTY WATER AUTHORITY  
FINANCE DIRECTOR  
1072 MAIN ST  
WEST WARWICK RI 02893-3724**

### Account Statement

Statement Period 09/01/2013 Through 09/30/2013

Account 112606  
KCWA OPER & MAIN RESERVE ACCT

**ADMINISTRATIVE CONTACT: MATTHEW BERNIER**  
135 SANTILLI HIGHWAY AIM 026-0018  
EVERETT, MA 02149  
617-382-5218  
MATTHEW.BERNIER@BNYMELLON.COM

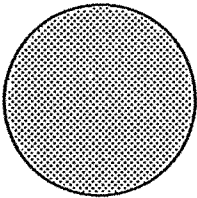
**ADMINISTRATIVE CONTACT: SUSAN CALISE**  
135 SANTILLI HIGHWAY AIM 026-0018  
EVERETT, MA 02149  
617-382-5217  
SUSAN.CALISE@BNYMELLON.COM

BNY Mellon has a team of professionals devoted exclusively to arbitrage compliance services for tax-exempt bond issuers and conduit borrowers. For additional information, please contact your Relationship Manager.

If you are interested in accessing your Account Statement on-line, please contact your Relationship Manager about our web-based INFORM product.

Visit us at [www.bnymellon.com](http://www.bnymellon.com)

### Account Overview



Percent of all Investments	Asset Classification	Market Value
100%	CASH AND SHORT TERM	2,527,539.81
100%	TOTAL OF ALL INVESTMENTS	2,527,539.81

### Summary of Assets Held

Asset Classification	Market Value	Cost	Accrued Income	Est Annual Income	Market Yield
CASH AND SHORT TERM	2,527,539.81	2,527,539.81	0.00	252.75	0.00%
ACCOUNT TOTALS	2,527,539.81	2,527,539.81	0.00	252.75	0.00%

### Summary of Cash Transactions

Transaction Category	Current Period			Year-to-Date	
	Income	Principal	Realized Gains/Losses	Income	Principal
OPENING BALANCE	0.00	0.00		0.00	0.00
DIVIDENDS	21.44	0.00	0.00	189.46	0.00
SALES AND REDEMPTIONS	0.00	0.00	0.00	0.00	0.69
OTHER CASH ADDITIONS	0.00	21.44	0.00	0.00	190.15
OTHER CASH RECEIPTS	0.00	0.00	0.00	0.69	0.00
PAYMENTS AND WITHDRAWALS	21.44 -	0.00	0.00	190.15 -	0.69 -
PURCHASES	0.00	21.44 -	0.00	0.00	190.15 -
CLOSING BALANCE	0.00	0.00	0.00	0.00	0.00

The above cash transactions summary is provided for information purposes only and may not reflect actual taxable income or deductible expenses as reportable under the Internal Revenue Code.

000036 / B / 09/06/13 / 0017205

97710 m 1 PD3 s 115 036



The Bank of New York Mellon Trust Company, N.A.

Statement Period 09/01/2013 Through 09/30/2013  
 Account 112606  
 KCWA OPER & MAIN RESERVE ACCT

### Statement of Assets Held

Shares / Par Value	Asset Description	Market Price Average Cost	Market Value Cost	Accrued Income Est Annual Income	Market Yield
<b>CASH AND SHORT TERM</b>					
2,527,539.810	FIDELITY INSTL M MKT GOVT #57 CLASS 1	1.00000	2,527,539.81	0.00	0.00%
	CUSIP: S99992780	1.00000	2,527,539.81	252.75	
<b>Total CASH AND SHORT TERM</b>			<b>2,527,539.81</b>	<b>0.00</b>	<b>0.00%</b>
			<b>2,527,539.81</b>	<b>252.75</b>	
<b>ACCOUNT TOTALS</b>			<b>2,527,539.81</b>	<b>0.00</b>	<b>0.00%</b>
			<b>2,527,539.81</b>	<b>252.75</b>	
Total Market Value Plus Total Accrued Income 2,527,539.81					

### Statement of Transactions

Transaction Date	Transaction Description	Income	Principal	Cost	Realized Gains/Losses
09/01/13	OPENING BALANCE	0.00	0.00	2,527,518.37	
09/04/13	Purchase FIDELITY INSTL M MKT GOVT #57 CLASS 1 21.44 SHARES	0.00	21.44 -	21.44	0.00
09/04/13	Dividend FIDELITY INSTL M MKT GOVT #57 CLASS 1 DIVIDEND	21.44	0.00	0.00	0.00
09/04/13	Cash Debit TRANSFERRED TO ACCOUNT 112606 FF	21.44 -	0.00	0.00	0.00
09/04/13	Cash Credit TRANSFERRED FROM ACCOUNT 112606 FF	0.00	21.44	0.00	0.00
09/04/13	DAILY ENDING BALANCE	0.00	0.00	2,527,539.81	0.00
09/30/13	CLOSING BALANCE	0.00	0.00	2,527,539.81	0.00

Cumulative realized capital gain and loss position from 12/31/2012 for securities held in principal of account:

Short Term: 0.00 \* Long Term: 0.00 \*

\* The above gain and loss position does not include transactions where tax cost information is incomplete or unavailable.

Cash and securities set forth on this Account Statement are held by The Bank of New York Mellon, an affiliate of The Bank of New York Mellon Trust Company, N.A. In addition, The Bank of New York Mellon Trust Company, N.A. may utilize subsidiaries and affiliates to provide services and certain products to the Account. Subsidiaries and affiliates may be compensated for their services and products.

The value of securities set forth on this Account Statement are obtained by The Bank of New York Mellon Trust Company, N.A., from its affiliate, The Bank of New York Mellon which determines such values for Global Corporate Trust on the basis of market prices and information obtained by The Bank of New York Mellon from unaffiliated third parties (including independent pricing vendors) ("third party pricing services"). The Bank of New York Mellon has not verified such market values or information and makes no assurances as to the accuracy or correctness of such market values or information or that the market values set forth on this Account Statement reflect the value of the securities that can be realized upon the sale of such securities. In addition, the market values for the securities set forth in this Account Statement may differ from the market prices and information for the same securities used by other business units of The Bank of New York Mellon Trust Company, N.A., The Bank of New York Mellon or their respective subsidiaries or affiliates based upon market prices and information received from other third party pricing services utilized by such other business units. Global Corporate Trust does not compare its market values with those used by, or reconcile different market values used by, other business units of The Bank of New York Mellon Trust Company, N.A., The Bank of New York Mellon or their respective subsidiaries or affiliates. Neither The Bank of New York Mellon Trust Company, N.A. nor The Bank of New York Mellon shall be liable for any loss, damage or expense incurred as a result of or arising from or related to the market values or information provided by third party pricing services or the differences in market prices or information provided by other third party pricing services.

0 6/17/10 11:03 8 113008



BNY MELLON

The Bank of New York Mellon Trust Company, N.A.

KENT COUNTY WATER AUTHORITY  
FINANCE DIRECTOR  
1072 MAIN ST  
WEST WARWICK RI 02893-3724

### Account Statement

Statement Period 09/01/2013 Through 09/30/2013

Account 112612  
KCWA SER 2004A DEBT SERVICE FD

ADMINISTRATIVE CONTACT: MATTHEW BERNIER  
135 SANTILLI HIGHWAY AIM 026-0018  
EVERETT, MA 02149  
617-382-5218  
MATTHEW.BERNIER@BNYMELLON.COM

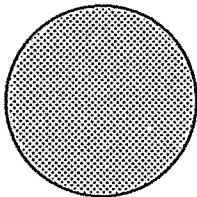
ADMINISTRATIVE CONTACT: SUSAN CALISE  
135 SANTILLI HIGHWAY AIM 026-0018  
EVERETT, MA 02149  
617-382-5217  
SUSAN.CALISE@BNYMELLON.COM

BNY Mellon has a team of professionals devoted exclusively to arbitrage compliance services for tax-exempt bond issuers and conduit borrowers. For additional information, please contact your Relationship Manager.

If you are interested in accessing your Account Statement on-line, please contact your Relationship Manager about our web-based INFORM product.

Visit us at [www.bnymellon.com](http://www.bnymellon.com)

### Account Overview



Percent of all Investments	Asset Classification	Market Value
100%	CASH AND SHORT TERM	276,604.72
100%	TOTAL OF ALL INVESTMENTS	276,604.72

### Summary of Assets Held

Asset Classification	Market Value	Cost	Accrued Income	Est Annual Income	Market Yield
CASH AND SHORT TERM	276,604.72	276,604.72	0.00	27.66	0.00%
ACCOUNT TOTALS	276,604.72	276,604.72	0.00	27.66	0.00%

### Summary of Cash Transactions

Transaction Category	Current Period			Year-to-Date	
	Income	Principal	Realized Gains/Losses	Income	Principal
OPENING BALANCE	0.00	0.00		0.00	0.00
DIVIDENDS	0.99	0.00	0.00	52.92	0.00
SALES AND REDEMPTIONS	0.00	0.00	0.00	0.00	1,254,462.67
OTHER CASH ADDITIONS	0.00	92,177.03	0.00	0.00	916,174.95
OTHER CASH RECEIPTS	0.00	0.00	0.00	0.17	0.00
PAYMENTS AND WITHDRAWALS	0.99 -	0.00	0.00	53.09 -	1,266,825.17 -
PURCHASES	0.00	92,177.03 -	0.00	0.00	903,812.45 -
CLOSING BALANCE	0.00	0.00	0.00	0.00	0.00

The above cash transactions summary is provided for information purposes only and may not reflect actual taxable income or deductible expenses as reportable under the Internal Revenue Code.

000298 XE7995M2 001206

9 2710 M 1 P03 S 115037



The Bank of New York Mellon Trust Company, N.A.

Statement Period 09/01/2013 Through 09/30/2013  
 Account 112612  
 KCWA SER 2004A DEBT SERVICE FD

### Statement of Assets Held

Shares / Par Value	Asset Description	Market Price Average Cost	Market Value Cost	Accrued Income Est Annual Income	Market Yield
<b>CASH AND SHORT TERM</b>					
276,604.720	FIDELITY INSTL M MKT GOVT #57 CLASS 1	1.00000	276,604.72	0.00	0.00%
	CUSIP: S99992780	1.00000	276,604.72	27.66	
			276,604.72	0.00	0.00%
	<b>Total CASH AND SHORT TERM</b>		<b>276,604.72</b>	<b>27.66</b>	
<b>ACCOUNT TOTALS</b>					
			<b>276,604.72</b>	<b>0.00</b>	<b>0.00%</b>
			<b>276,604.72</b>	<b>27.66</b>	

Total Market Value Plus Total Accrued Income 276,604.72

### Statement of Transactions

Transaction Date	Transaction Description	Income	Principal	Cost	Realized Gains/Losses
09/01/13	OPENING BALANCE	0.00	0.00	184,427.69	
09/04/13	Purchase FIDELITY INSTL M MKT GOVT #57 CLASS 1 0.99 SHARES	0.00	0.99 -	0.99	0.00
09/04/13	Dividend FIDELITY INSTL M MKT GOVT #57 CLASS 1 DIVIDEND	0.99	0.00	0.00	0.00
09/04/13	Cash Debit TRANSFERRED TO ACCOUNT 112612 FF	0.99 -	0.00	0.00	0.00
09/04/13	Cash Credit TRANSFERRED FROM ACCOUNT 112612 FF	0.00	0.99	0.00	0.00
09/04/13	DAILY ENDING BALANCE	0.00	0.00	184,428.68	0.00
09/30/13	Purchase FIDELITY INSTL M MKT GOVT #57 CLASS 1 92,176.04 SHARES	0.00	92,176.04 -	92,176.04	0.00
09/30/13	Cash Credit MONTHLY DEPOSIT FROM REVENUE A/C 112600 OF FUNDS NECESSARY TO COVER MONTHLY LOAN PAYMENT OBLIGATION ON SERIES 2004 BONDS TRNIIJ1309301752300	0.00	92,176.04	0.00	0.00
09/30/13	DAILY ENDING BALANCE	0.00	0.00	276,604.72	0.00
09/30/13	CLOSING BALANCE	0.00	0.00	276,604.72	0.00

Cumulative realized capital gain and loss position from 12/31/2012 for securities held in principal of account:

Short Term: 0.00 \* Long Term: 0.00 \*

\* The above gain and loss position does not include transactions where tax cost information is incomplete or unavailable.

Cash and securities set forth on this Account Statement are held by The Bank of New York Mellon, an affiliate of The Bank of New York Mellon Trust Company, N.A. In addition, The Bank of New York Mellon Trust Company, N.A. may utilize subsidiaries and affiliates to provide services and certain products to the Account. Subsidiaries and affiliates may be compensated for their services and products.

The value of securities set forth on this Account Statement are obtained by The Bank of New York Mellon Trust Company, N.A., from its affiliate, The Bank of New York Mellon which determines such values for Global Corporate Trust on the basis of market prices and information obtained by The Bank of New York Mellon from unaffiliated third parties (including independent pricing vendors) ("third party pricing services"). The Bank of New York Mellon has not verified such market values or information and makes no assurances as to the accuracy or correctness of such market values or information or that the market values set forth on this Account Statement reflect the value of the securities that can be realized upon the sale of such securities. In addition, the market values for the securities set forth in this Account Statement may differ from the market prices and information for the same securities used by other business units of The Bank of New York Mellon Trust Company, N.A., The Bank of New York Mellon or their respective subsidiaries or affiliates based upon market prices and information received from other third party pricing services utilized by such other business units. Global Corporate Trust does not compare its market values with those used by, or reconcile different market values used by, other business units of The Bank of New York Mellon Trust Company, N.A., The Bank of New York Mellon or their respective subsidiaries or affiliates. Neither The Bank of New York Mellon Trust Company, N.A. nor The Bank of New York Mellon shall be liable for any loss, damage or expense incurred as a result of or arising from or related to the market values or information provided by third party pricing services or the differences in market prices or information provided by other third party pricing services.



BNY MELLON

The Bank of New York Mellon Trust Company, N.A.

KENT COUNTY WATER AUTHORITY  
FINANCE DIRECTOR  
1072 MAIN ST  
WEST WARWICK RI 02893-3724

### Account Statement

Statement Period 09/01/2013 Through 09/30/2013

Account 112613  
KCWA SER 2004A DEBT SERV RESRV

ADMINISTRATIVE CONTACT: MATTHEW BERNIER  
135 SANTILLI HIGHWAY AIM 026-0018  
EVERETT, MA 02149  
617-382-5218  
MATTHEW.BERNIER@BNYMELLON.COM

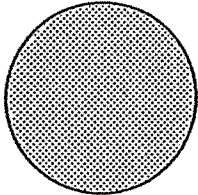
ADMINISTRATIVE CONTACT: SUSAN CALISE  
135 SANTILLI HIGHWAY AIM 026-0018  
EVERETT, MA 02149  
617-382-5217  
SUSAN.CALISE@BNYMELLON.COM

BNY Mellon has a team of professionals devoted exclusively to arbitrage compliance services for tax-exempt bond issuers and conduit borrowers. For additional information, please contact your Relationship Manager.

If you are interested in accessing your Account Statement on-line, please contact your Relationship Manager about our web-based INFORM product.

Visit us at [www.bnymellon.com](http://www.bnymellon.com)

### Account Overview



Percent of all Investments	Asset Classification	Market Value
100%	CASH AND SHORT TERM	229,735.64
100%	TOTAL OF ALL INVESTMENTS	229,735.64

### Summary of Assets Held

Asset Classification	Market Value	Cost	Accrued Income	Est Annual Income	Market Yield
CASH AND SHORT TERM	229,735.64	225,636.90	0.00	8,029.28	3.49%
ACCOUNT TOTALS	229,735.64	225,636.90	0.00	8,029.28	3.49%

### Summary of Cash Transactions

Transaction Category	Current Period			Year-to-Date	
	Income	Principal	Realized Gains/Losses	Income	Principal
OPENING BALANCE	0.00	0.00		0.00	0.00
DIVIDENDS	0.05	0.00	0.00	0.94	0.00
INTEREST	0.00	0.00	0.00	5,159.36	0.00
SALES AND REDEMPTIONS	0.00	0.00	0.00	0.00	866,685.92
PAYMENTS AND WITHDRAWALS	0.05 -	0.00	0.00	5,160.30 -	0.00
PURCHASES	0.00	0.00	0.00	0.00	866,685.92 -
CLOSING BALANCE	0.00	0.00	0.00	0.00	0.00

The above cash transactions summary is provided for information purposes only and may not reflect actual taxable income or deductible expenses as reportable under the Internal Revenue Code.

000288 XB7955M2 001207

0 9710 m 1 P03 s 115,038



BNY MELLON

The Bank of New York Mellon Trust Company, N.A.

Statement Period 09/01/2013 Through 09/30/2013  
Account 112613  
KCWA SER 2004A DEBT SERV RESRV

### Statement of Assets Held

Shares / Par Value	Asset Description	Market Price Average Cost	Market Value Cost	Accrued Income Est Annual Income	Market Yield
<b>CASH AND SHORT TERM</b>					
9,727.260	FIDELITY INSTL M MKT GOVT #57 CLASS 1 CUSIP: S99992780	1.00000 1.00000	9,727.26 9,727.26	0.00 0.97	0.00%
220,013.000	UNITED STATES TREAS BILLS CUSIP: 912796AQ2 MATURITY DATE: 01/09/2014 RATE: 0.00%	99.99790 98.13495	220,008.38 215,909.64	0.00 8,028.31	3.64%
<b>Total CASH AND SHORT TERM</b>			<b>229,735.64 225,636.90</b>	<b>0.00 8,029.28</b>	<b>3.49%</b>
<b>ACCOUNT TOTALS</b>			<b>229,735.64 225,636.90</b>	<b>0.00 8,029.28</b>	<b>3.49%</b>

Total Market Value Plus Total Accrued Income 229,735.64

### Statement of Transactions

Transaction Date	Transaction Description	Income	Principal	Cost	Realized Gains/Losses
09/01/13	OPENING BALANCE	0.00	0.00	225,636.90	
09/04/13	Dividend FIDELITY INSTL M MKT GOVT #57 CLASS 1 DIVIDEND	0.05	0.00	0.00	0.00
09/04/13	Cash Debit TRANSFERRED TO ACCOUNT 112600 FF	0.05 -	0.00	0.00	0.00
09/04/13	DAILY ENDING BALANCE	0.00	0.00	225,636.90	0.00
09/30/13	CLOSING BALANCE	0.00	0.00	225,636.90	0.00

Cumulative realized capital gain and loss position from 12/31/2012 for securities held in principal of account:

Short Term: 0.00 \* Long Term: 0.00 \*

\* The above gain and loss position does not include transactions where tax cost information is incomplete or unavailable.

Cash and securities set forth on this Account Statement are held by The Bank of New York Mellon, an affiliate of The Bank of New York Mellon Trust Company, N.A. In addition, The Bank of New York Mellon Trust Company, N.A. may utilize subsidiaries and affiliates to provide services and certain products to the Account. Subsidiaries and affiliates may be compensated for their services and products.

The value of securities set forth on this Account Statement are obtained by The Bank of New York Mellon Trust Company, N.A., from its affiliate, The Bank of New York Mellon which determines such values for Global Corporate Trust on the basis of market prices and information obtained by The Bank of New York Mellon from unaffiliated third parties (including independent pricing vendors) ("third party pricing services"). The Bank of New York Mellon has not verified such market values or information and makes no assurances as to the accuracy or correctness of such market values or information or that the market values set forth on this Account Statement reflect the value of the securities that can be realized upon the sale of such securities. In addition, the market values for the securities set forth in this Account Statement may differ from the market prices and information for the same securities used by other business units of The Bank of New York Mellon Trust Company, N.A., The Bank of New York Mellon or their respective subsidiaries or affiliates based upon market prices and information received from other third party pricing services utilized by such other business units. Global Corporate Trust does not compare its market values with those used by, or reconcile different market values used by, other business units of The Bank of New York Mellon Trust Company, N.A., The Bank of New York Mellon or their respective subsidiaries or affiliates. Neither The Bank of New York Mellon Trust Company, N.A. nor The Bank of New York Mellon shall be liable for any loss, damage or expense incurred as a result of or arising from or related to the market values or information provided by third party pricing services or the differences in market prices or information provided by other third party pricing services.






September 30, 2013



BNY MELLON

# Envelope Contents

Account Information	Number of Pages	Starting Page Number	Account Information	Number of Pages	Starting Page Number
KCWA SER 2001 REFUNDING TRUST AC 853021	2	1 of 12			
KCWA SER 2002 REFUNDING TRUST AC 853022	2	3 of 12			
KCWA SER 2012 DSR FUND 853023	2	5 of 12			
KCWA SER 2012 DEBT SERVICE FD 853024	2	7 of 12			
KCWA SER 2012 PJCT FD COI AC 853025	2	9 of 12			
KCWA DEBT SERVICE SAVINGS CIP 853026	2	11 of 12			



00000324.02 MB 0.937 02 TR 00004 XB4693M1 000000  
 KENT COUNTY WATER AUTHORITY  
 FINANCE DIRECTOR  
 1072 MAIN STREET  
 WEST WARWICK RI 02893

*This Page Intentionally Blank*



BNY MELLON

The Bank of New York Mellon Trust Company, N.A.

KENT COUNTY WATER AUTHORITY  
FINANCE DIRECTOR  
1072 MAIN STREET  
WEST WARWICK RI 02893

### Account Statement

Statement Period 09/01/2013 Through 09/30/2013

Account 853021  
KENT COUNTY WATER AUTHORITY  
GENERAL REFUNDING REVENUE BONDS  
2012 SERIES A

ADMINISTRATIVE CONTACT: MATTHEW BERNIER  
135 SANTILLI HIGHWAY AIM 026-0018  
EVERETT, MA 02149  
617-382-5218  
MATTHEW.BERNIER@BNYMELLON.COM

ADMINISTRATIVE CONTACT: SUSAN CALISE  
135 SANTILLI HIGHWAY AIM 026-0018  
EVERETT, MA 02149  
617-382-5217  
SUSAN.CALISE@BNYMELLON.COM

BNY Mellon has a team of professionals devoted exclusively to arbitrage compliance services for tax-exempt bond issuers and conduit borrowers. For additional information, please contact your Relationship Manager.

If you are interested in accessing your Account Statement on-line, please contact your Relationship Manager about our web-based INFORM product.

Visit us at [www.bnymellon.com](http://www.bnymellon.com)

### Summary of Assets Held

Asset Classification	Market Value	Cost	Accrued Income	Est Annual Income	Market Yield
----------------------	--------------	------	----------------	-------------------	--------------

No Assets Held

### Summary of Cash Transactions

Transaction Category	Current Period			Year-to-Date	
	Income	Principal	Realized Gains/Losses	Income	Principal
OPENING BALANCE	0.00	0.00		0.00	0.00
CLOSING BALANCE	0.00	0.00	0.00	0.00	0.00

The above cash transactions summary is provided for information purposes only and may not reflect actual taxable income or deductible expenses as reportable under the Internal Revenue Code.

000324 XB4693M1 012346

c 9710 m i PD3 s 115.040



**BNY MELLON**

The Bank of New York Mellon Trust Company, N.A.

Statement Period 09/01/2013 Through 09/30/2013  
Account 853021  
KCWA SER 2001 REFUNDING TRUST AC

Cash and securities set forth on this Account Statement are held by The Bank of New York Mellon, an affiliate of The Bank of New York Mellon Trust Company, N.A. In addition, The Bank of New York Mellon Trust Company, N.A. may utilize subsidiaries and affiliates to provide services and certain products to the Account. Subsidiaries and affiliates may be compensated for their services and products.

The value of securities set forth on this Account Statement are obtained by The Bank of New York Mellon Trust Company, N.A., from its affiliate, The Bank of New York Mellon which determines such values for Global Corporate Trust on the basis of market prices and information obtained by The Bank of New York Mellon from unaffiliated third parties (including independent pricing vendors) ("third party pricing services"). The Bank of New York Mellon has not verified such market values or information and makes no assurances as to the accuracy or correctness of such market values or information or that the market values set forth on this Account Statement reflect the value of the securities that can be realized upon the sale of such securities. In addition, the market values for the securities set forth in this Account Statement may differ from the market prices and information for the same securities used by other business units of The Bank of New York Mellon Trust Company, N.A., The Bank of New York Mellon or their respective subsidiaries or affiliates based upon market prices and information received from other third party pricing services utilized by such other business units. Global Corporate Trust does not compare its market values with those used by, or reconcile different market values used by, other business units of The Bank of New York Mellon Trust Company, N.A., The Bank of New York Mellon or their respective subsidiaries or affiliates. Neither The Bank of New York Mellon Trust Company, N.A. nor The Bank of New York Mellon shall be liable for any loss, damage or expense incurred as a result of or arising from or related to the market values or information provided by third party pricing services or the differences in market prices or information provided by other third party pricing services.

3 07710 1 PD3 S 115.040



**BNY MELLON**

The Bank of New York Mellon Trust Company, N.A.

**KENT COUNTY WATER AUTHORITY  
FINANCE DIRECTOR  
1072 MAIN STREET  
WEST WARWICK RI 02893**

### Account Statement

Statement Period 09/01/2013 Through 09/30/2013

Account 853022  
KENT COUNTY WATER AUTHORITY  
GENERAL REFUNDING REVENUE BONDS  
2012 SERIES A

**ADMINISTRATIVE CONTACT: MATTHEW BERNIER**  
135 SANTILLI HIGHWAY AIM 026-0018  
EVERETT, MA 02149  
617-382-5218  
MATTHEW.BERNIER@BNYMELLON.COM

**ADMINISTRATIVE CONTACT: SUSAN CALISE**  
135 SANTILLI HIGHWAY AIM 026-0018  
EVERETT, MA 02149  
617-382-5217  
SUSAN.CALISE@BNYMELLON.COM

BNY Mellon has a team of professionals devoted exclusively to arbitrage compliance services for tax-exempt bond issuers and conduit borrowers. For additional information, please contact your Relationship Manager.

If you are interested in accessing your Account Statement on-line, please contact your Relationship Manager about our web-based INFORM product.

Visit us at [www.bnymellon.com](http://www.bnymellon.com)

### Summary of Assets Held

Asset Classification	Market Value	Cost	Accrued Income	Est Annual Income	Market Yield
No Assets Held					

### Summary of Cash Transactions

Transaction Category	Current Period			Year-to-Date	
	Income	Principal	Realized Gains/Losses	Income	Principal
OPENING BALANCE	0.00	0.00		0.00	0.00
CLOSING BALANCE	0.00	0.00	0.00	0.00	0.00

The above cash transactions summary is provided for information purposes only and may not reflect actual taxable income or deductible expenses as reportable under the Internal Revenue Code.

000324 XB4693M1 012347

C 92710 M 1P03 \$ 115.041



BNY MELLON

The Bank of New York Mellon Trust Company, N.A.

Statement Period 09/01/2013 Through 09/30/2013

Account 853022

KCWA SER 2002 REFUNDING TRUST AC

Cash and securities set forth on this Account Statement are held by The Bank of New York Mellon, an affiliate of The Bank of New York Mellon Trust Company, N.A. In addition, The Bank of New York Mellon Trust Company, N.A. may utilize subsidiaries and affiliates to provide services and certain products to the Account. Subsidiaries and affiliates may be compensated for their services and products.

The value of securities set forth on this Account Statement are obtained by The Bank of New York Mellon Trust Company, N.A., from its affiliate, The Bank of New York Mellon which determines such values for Global Corporate Trust on the basis of market prices and information obtained by The Bank of New York Mellon from unaffiliated third parties (including independent pricing vendors) ("third party pricing services"). The Bank of New York Mellon has not verified such market values or information and makes no assurances as to the accuracy or correctness of such market values or information or that the market values set forth on this Account Statement reflect the value of the securities that can be realized upon the sale of such securities. In addition, the market values for the securities set forth in this Account Statement may differ from the market prices and information for the same securities used by other business units of The Bank of New York Mellon Trust Company, N.A., The Bank of New York Mellon or their respective subsidiaries or affiliates based upon market prices and information received from other third party pricing services utilized by such other business units. Global Corporate Trust does not compare its market values with those used by, or reconcile different market values used by, other business units of The Bank of New York Mellon Trust Company, N.A., The Bank of New York Mellon or their respective subsidiaries or affiliates. Neither The Bank of New York Mellon Trust Company, N.A. nor The Bank of New York Mellon shall be liable for any loss, damage or expense incurred as a result of or arising from or related to the market values or information provided by third party pricing services or the differences in market prices or information provided by other third party pricing services.

0 97710 M 1P03 S 115047



BNY MELLON

The Bank of New York Mellon Trust Company, N.A.

KENT COUNTY WATER AUTHORITY  
FINANCE DIRECTOR  
1072 MAIN STREET  
WEST WARWICK RI 02893

### Account Statement

Statement Period 09/01/2013 Through 09/30/2013

Account 853023  
KENT COUNTY WATER AUTHORITY  
GENERAL REFUNDING REVENUE BONDS  
2012 SERIES A

ADMINISTRATIVE CONTACT: MATTHEW BERNIER  
135 SANTILLI HIGHWAY AIM 026-0018  
EVERETT, MA 02149  
617-382-5218  
MATTHEW.BERNIER@BNYMELLON.COM

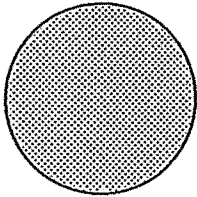
ADMINISTRATIVE CONTACT: SUSAN CALISE  
135 SANTILLI HIGHWAY AIM 026-0018  
EVERETT, MA 02149  
617-382-5217  
SUSAN.CALISE@BNYMELLON.COM

BNY Mellon has a team of professionals devoted exclusively to arbitrage compliance services for tax-exempt bond issuers and conduit borrowers. For additional information, please contact your Relationship Manager.

If you are interested in accessing your Account Statement on-line, please contact your Relationship Manager about our web-based INFORM product.

Visit us at [www.bnymellon.com](http://www.bnymellon.com)

### Account Overview



Percent of all Investments	Asset Classification	Market Value
100%	CASH AND SHORT TERM	1,774,649.02
100%	TOTAL OF ALL INVESTMENTS	1,774,649.02

### Summary of Assets Held

Asset Classification	Market Value	Cost	Accrued Income	Est Annual Income	Market Yield
CASH AND SHORT TERM	1,774,649.02	1,754,473.46	0.00	39,587.58	2.23%
ACCOUNT TOTALS	1,774,649.02	1,754,473.46	0.00	39,587.58	2.23%

### Summary of Cash Transactions

Transaction Category	Current Period			Year-to-Date	
	Income	Principal	Realized Gains/Losses	Income	Principal
OPENING BALANCE	0.00	0.00		0.00	0.00
DIVIDENDS	5.89	0.00	0.00	52.78	0.00
INTEREST	0.00	0.00	0.00	25,396.31	0.00
SALES AND REDEMPTIONS	0.00	0.00	0.00	0.00	4,266,155.27
OTHER CASH ADDITIONS	0.00	5.89	0.00	0.00	25,449.27
OTHER CASH RECEIPTS	0.00	0.00	0.00	0.18	0.00
PAYMENTS AND WITHDRAWALS	5.89 -	0.00	0.00	25,449.27 -	0.18 -
PURCHASES	0.00	5.89 -	0.00	0.00	4,291,604.36 -
CLOSING BALANCE	0.00	0.00	0.00	0.00	0.00

The above cash transactions summary is provided for information purposes only and may not reflect actual taxable income or deductible expenses as reportable under the Internal Revenue Code.

0710 M 1 P03 S 115002

000324 XB4693M1 012348



BNY MELLON

The Bank of New York Mellon Trust Company, N.A.

Statement Period 09/01/2013 Through 09/30/2013  
Account 853023  
KCWA SER 2012 DSR FUND

### Statement of Assets Held

Shares / Par Value	Asset Description	Market Price Average Cost	Market Value Cost	Accrued Income Est Annual Income	Market Yield
<b>CASH AND SHORT TERM</b>					
691,684.760	FIDELITY INSTL M MKT GOVT #57 CLASS 1 CUSIP: S99992780	1.00000	691,684.76	0.00	0.01%
1,082,987.000	UNITED STATES TREAS BILLS CUSIP: 912796AQ2 MATURITY DATE: 01/09/2014 RATE: 0.00%	99.99790	1,082,964.26	69.17	3.64%
		98.13495	1,062,788.70	39,518.41	
<b>Total CASH AND SHORT TERM</b>			<b>1,774,649.02</b>	<b>0.00</b>	<b>2.23%</b>
			<b>1,754,473.46</b>	<b>39,587.58</b>	

### ACCOUNT TOTALS

Total Market Value Plus Total Accrued Income 1,774,649.02

1,774,649.02  
1,754,473.46  
0.00  
39,587.58  
2.23%

### Statement of Transactions

Transaction Date	Transaction Description	Income	Principal	Cost	Realized Gains/Losses
09/01/13	OPENING BALANCE	0.00	0.00	1,754,467.57	
09/04/13	Purchase FIDELITY INSTL M MKT GOVT #57 CLASS 1 5.89 SHARES	0.00	5.89 -	5.89	0.00
09/04/13	Dividend FIDELITY INSTL M MKT GOVT #57 CLASS 1 DIVIDEND	5.89	0.00	0.00	0.00
09/04/13	Cash Debit TRANSFERRED TO ACCOUNT 853023 FF	5.89 -	0.00	0.00	0.00
09/04/13	Cash Credit TRANSFERRED FROM ACCOUNT 853023 FF	0.00	5.89	0.00	0.00
09/04/13	DAILY ENDING BALANCE	0.00	0.00	1,754,473.46	0.00
09/30/13	CLOSING BALANCE	0.00	0.00	1,754,473.46	0.00

Cumulative realized capital gain and loss position from 12/31/2012 for securities held in principal of account:

Short Term: 0.00 \* Long Term: 0.00 \*

\* The above gain and loss position does not include transactions where tax cost information is incomplete or unavailable.

Cash and securities set forth on this Account Statement are held by The Bank of New York Mellon, an affiliate of The Bank of New York Mellon Trust Company, N.A. In addition, The Bank of New York Mellon Trust Company, N.A. may utilize subsidiaries and affiliates to provide services and certain products to the Account. Subsidiaries and affiliates may be compensated for their services and products.

The value of securities set forth on this Account Statement are obtained by The Bank of New York Mellon Trust Company, N.A., from its affiliate, The Bank of New York Mellon which determines such values for Global Corporate Trust on the basis of market prices and information obtained by The Bank of New York Mellon from unaffiliated third parties (including independent pricing vendors) ("third party pricing services"). The Bank of New York Mellon has not verified such market values or information and makes no assurances as to the accuracy or correctness of such market values or information or that the market values set forth on this Account Statement reflect the value of the securities that can be realized upon the sale of such securities. In addition, the market values for the securities set forth in this Account Statement may differ from the market prices and information for the same securities used by other business units of The Bank of New York Mellon Trust Company, N.A., The Bank of New York Mellon or their respective subsidiaries or affiliates based upon market prices and information received from other third party pricing services utilized by such other business units. Global Corporate Trust does not compare its market values with those used by, or reconcile different market values used by, other business units of The Bank of New York Mellon Trust Company, N.A., The Bank of New York Mellon or their respective subsidiaries or affiliates. Neither The Bank of New York Mellon Trust Company, N.A. nor The Bank of New York Mellon shall be liable for any loss, damage or expense incurred as a result of or arising from or related to the market values or information provided by third party pricing services or the differences in market prices or information provided by other third party pricing services.

9 0710 1P03 S 116042





BNY MELLON

The Bank of New York Mellon Trust Company, N.A.

KENT COUNTY WATER AUTHORITY  
FINANCE DIRECTOR  
1072 MAIN STREET  
WEST WARWICK RI 02893

### Account Statement

Statement Period 09/01/2013 Through 09/30/2013

Account 853024  
KENT COUNTY WATER AUTHORITY  
GENERAL REFUNDING REVENUE BONDS  
2012 SERIES A

ADMINISTRATIVE CONTACT: MATTHEW BERNIER  
135 SANTILLI HIGHWAY AIM 026-0018  
EVERETT, MA 02149  
617-382-5218  
MATTHEW.BERNIER@BNYMELLON.COM

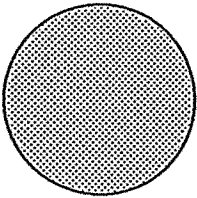
ADMINISTRATIVE CONTACT: SUSAN CALISE  
135 SANTILLI HIGHWAY AIM 026-0018  
EVERETT, MA 02149  
617-382-5217  
SUSAN.CALISE@BNYMELLON.COM

BNY Mellon has a team of professionals devoted exclusively to arbitrage compliance services for tax-exempt bond issuers and conduit borrowers. For additional information, please contact your Relationship Manager.

If you are interested in accessing your Account Statement on-line, please contact your Relationship Manager about our web-based INFORM product.

Visit us at [www.bnymellon.com](http://www.bnymellon.com)

### Account Overview



Percent of all Investments	Asset Classification	Market Value
100%	CASH AND SHORT TERM	544,216.14
100%	TOTAL OF ALL INVESTMENTS	544,216.14

### Summary of Assets Held

Asset Classification	Market Value	Cost	Accrued Income	Est Annual Income	Market Yield
CASH AND SHORT TERM	544,216.14	544,216.14	0.00	54.42	0.00%
ACCOUNT TOTALS	544,216.14	544,216.14	0.00	54.42	0.00%

### Summary of Cash Transactions

Transaction Category	Current Period			Year-to-Date	
	Income	Principal	Realized Gains/Losses	Income	Principal
OPENING BALANCE	0.00	0.00		0.00	0.00
DIVIDENDS	1.70	0.00	0.00	75.42	0.00
SALES AND REDEMPTIONS	0.00	0.00	0.00	0.00	2,169,581.12
OTHER CASH ADDITIONS	0.00	181,953.30	0.00	0.00	1,628,991.11
OTHER CASH RECEIPTS	0.00	0.00	0.00	0.29	0.00
PAYMENTS AND WITHDRAWALS	1.70 -	0.00	0.00	75.71 -	2,169,581.12 -
PURCHASES	0.00	181,953.30 -	0.00	0.00	1,628,991.11 -
CLOSING BALANCE	0.00	0.00	0.00	0.00	0.00

The above cash transactions summary is provided for information purposes only and may not reflect actual taxable income or deductible expenses as reportable under the Internal Revenue Code.



BNY MELLON

The Bank of New York Mellon Trust Company, N.A.

Statement Period 09/01/2013 Through 09/30/2013  
Account 853024  
KCWA SER 2012 DEBT SERVICE FD

### Statement of Assets Held

Shares / Par Value	Asset Description	Market Price Average Cost	Market Value Cost	Accrued Income Est Annual Income	Market Yield
<b>CASH AND SHORT TERM</b>					
544,216.140	FIDELITY INSTL M MKT GOVT #57 CLASS 1 CUSIP: S99992780	1.00000 1.00000	544,216.14 544,216.14	0.00 54.42	0.00% 0.00%
<b>Total CASH AND SHORT TERM</b>			<b>544,216.14</b>	<b>0.00</b>	<b>0.00%</b>
<b>ACCOUNT TOTALS</b>			<b>544,216.14</b>	<b>54.42</b>	<b>0.00%</b>
Total Market Value Plus Total Accrued Income 544,216.14					

### Statement of Transactions

Transaction Date	Transaction Description	Income	Principal	Cost	Realized Gains/Losses
09/01/13	OPENING BALANCE	0.00	0.00	362,262.84	
09/04/13	Purchase FIDELITY INSTL M MKT GOVT #57 CLASS 1 1.70 SHARES	0.00	1.70 -	1.70	0.00
09/04/13	Dividend FIDELITY INSTL M MKT GOVT #57 CLASS 1 DIVIDEND	1.70	0.00	0.00	0.00
09/04/13	Cash Debit TRANSFERRED TO ACCOUNT 853024 FF	1.70 -	0.00	0.00	0.00
09/04/13	Cash Credit TRANSFERRED FROM ACCOUNT 853024 FF	0.00	1.70	0.00	0.00
09/04/13	DAILY ENDING BALANCE	0.00	0.00	362,264.54	0.00
09/30/13	Purchase FIDELITY INSTL M MKT GOVT #57 CLASS 1 181,951.60 SHARES	0.00	181,951.60 -	181,951.60	0.00
09/30/13	Cash Credit MONTHLY DEPOSIT FROM REVENUE A/C 112600 OF FUNDS NECESSARY TO COVER MONTHLY LOAN PAYMENT OBLIGATION ON SERIES 2012 BONDS TRNIIJ1309301752500	0.00	181,375.00	0.00	0.00
09/30/13	Cash Credit TRF FROM A/C 112600 TO A/C 853024 OF FUNDS REPRESENTING UNDERPAYMENT FOR MONTHLY DEPOSIT AUG 2013 TRNIIJ1309301752700	0.00	576.60	0.00	0.00
09/30/13	DAILY ENDING BALANCE	0.00	0.00	544,216.14	0.00
09/30/13	CLOSING BALANCE	0.00	0.00	544,216.14	0.00

Cumulative realized capital gain and loss position from 12/31/2012 for securities held in principal of account:

Short Term: 0.00 \* Long Term: 0.00 \*

\* The above gain and loss position does not include transactions where tax cost information is incomplete or unavailable.

Cash and securities set forth on this Account Statement are held by The Bank of New York Mellon, an affiliate of The Bank of New York Mellon Trust Company, N.A. In addition, The Bank of New York Mellon Trust Company, N.A. may utilize subsidiaries and affiliates to provide services and certain products to the Account. Subsidiaries and affiliates may be compensated for their services and products.

The value of securities set forth on this Account Statement are obtained by The Bank of New York Mellon Trust Company, N.A., from its affiliate, The Bank of New York Mellon which determines such values for Global Corporate Trust on the basis of market prices and information obtained by The Bank of New York Mellon from unaffiliated third parties (including independent pricing vendors) ("third party pricing services"). The Bank of New York Mellon has not verified such market values or information and makes no assurances as to the accuracy or correctness of such market values or information or that the market values set forth on this Account Statement reflect the value of the securities that can be realized upon the sale of such securities. In addition, the market values for the securities set forth in this Account Statement may differ from the market prices and information for the same securities used by other business units of The Bank of New York Mellon Trust Company, N.A., The Bank of New York Mellon or their respective subsidiaries or affiliates based upon market prices and information received from other third party pricing services utilized by such other business units. Global Corporate Trust does not compare its market values with those used by, or reconcile different market values used by, other business units of The Bank of New York Mellon Trust Company, N.A., The Bank of New York Mellon or their respective subsidiaries or affiliates. Neither The Bank of New York Mellon Trust Company, N.A. nor The Bank of New York Mellon shall be liable for any loss, damage or expense incurred as a result of or arising from or related to the market values or information provided by third party pricing services or the differences in market prices or information provided by other third party pricing services.



BNY MELLON

The Bank of New York Mellon Trust Company, N.A.

KENT COUNTY WATER AUTHORITY  
FINANCE DIRECTOR  
1072 MAIN STREET  
WEST WARWICK RI 02893

### Account Statement

Statement Period 09/01/2013 Through 09/30/2013

Account 853025  
KENT COUNTY WATER AUTHORITY  
GENERAL REFUNDING REVENUE BONDS  
2012 SERIES A

ADMINISTRATIVE CONTACT: MATTHEW BERNIER  
135 SANTILLI HIGHWAY AIM 026-0018  
EVERETT, MA 02149  
617-382-5218  
MATTHEW.BERNIER@BNYMELLON.COM


ADMINISTRATIVE CONTACT: SUSAN CALISE  
135 SANTILLI HIGHWAY AIM 026-0018  
EVERETT, MA 02149  
617-382-5217  
SUSAN.CALISE@BNYMELLON.COM

BNY Mellon has a team of professionals devoted exclusively to arbitrage compliance services for tax-exempt bond issuers and conduit borrowers. For additional information, please contact your Relationship Manager.

If you are interested in accessing your Account Statement on-line, please contact your Relationship Manager about our web-based INFORM product.

Visit us at [www.bnymellon.com](http://www.bnymellon.com)

### Account Overview



Percent of all Investments	Asset Classification	Market Value
100%	CASH AND SHORT TERM	2,467,875.08
100%	TOTAL OF ALL INVESTMENTS	2,467,875.08

### Summary of Assets Held

Asset Classification	Market Value	Cost	Accrued Income	Est Annual Income	Market Yield
CASH AND SHORT TERM	2,467,875.08	2,467,875.08	0.00	246.79	0.01%
ACCOUNT TOTALS	2,467,875.08	2,467,875.08	0.00	246.79	0.01%

### Summary of Cash Transactions

Transaction Category	Current Period			Year-to-Date	
	Income	Principal	Realized Gains/Losses	Income	Principal
OPENING BALANCE	0.00	0.00		0.00	0.00
DIVIDENDS	21.05	0.00	0.00	247.18	0.00
SALES AND REDEMPTIONS	0.00	0.00	0.00	0.00	2,174,992.12
OTHER CASH ADDITIONS	0.00	21.05	0.00	0.00	248.45
OTHER CASH RECEIPTS	0.00	0.00	0.00	1.27	0.00
PAYMENTS AND WITHDRAWALS	21.05 -	0.00	0.00	248.45 -	2,175,018.11 -
PURCHASES	0.00	21.05 -	0.00	0.00	222.45 -
CLOSING BALANCE	0.00	0.00	0.00	0.00	0.00

The above cash transactions summary is provided for information purposes only and may not reflect actual taxable income or deductible expenses as reportable under the Internal Revenue Code.

000324 XB4693M1 012350

9 7710 m 1 PDS S 115004



BNY MELLON

The Bank of New York Mellon Trust Company, N.A.

Statement Period 09/01/2013 Through 09/30/2013  
Account 853025  
KCWA SER 2012 PJCT FD COI AC

### Statement of Assets Held

Shares / Par Value	Asset Description	Market Price Average Cost	Market Value Cost	Accrued Income Est Annual Income	Market Yield
<b>CASH AND SHORT TERM</b>					
2,467,875.080	FIDELITY INSTL M MKT GOVT #57 CLASS 1	1.00000	2,467,875.08	0.00	0.01%
	CUSIP: S99992780	1.00000	2,467,875.08	246.79	
			2,467,875.08	0.00	0.01%
	<b>Total CASH AND SHORT TERM</b>		<b>2,467,875.08</b>	<b>246.79</b>	
<b>ACCOUNT TOTALS</b>			<b>2,467,875.08</b>	<b>0.00</b>	<b>0.01%</b>
Total Market Value Plus Total Accrued Income 2,467,875.08			<b>2,467,875.08</b>	<b>246.79</b>	

### Statement of Transactions

Transaction Date	Transaction Description	Income	Principal	Cost	Realized Gains/Losses
09/01/13	OPENING BALANCE	0.00	0.00	2,467,854.03	
09/04/13	Purchase FIDELITY INSTL M MKT GOVT #57 CLASS 1 21.05 SHARES	0.00	21.05 -	21.05	0.00
09/04/13	Dividend FIDELITY INSTL M MKT GOVT #57 CLASS 1 DIVIDEND	21.05	0.00	0.00	0.00
09/04/13	Cash Debit TRANSFERRED TO ACCOUNT 853025 FF	21.05 -	0.00	0.00	0.00
09/04/13	Cash Credit TRANSFERRED FROM ACCOUNT 853025 FF	0.00	21.05	0.00	0.00
09/04/13	DAILY ENDING BALANCE	0.00	0.00	2,467,875.08	0.00
09/30/13	CLOSING BALANCE	0.00	0.00	2,467,875.08	0.00

Cumulative realized capital gain and loss position from 12/31/2012 for securities held in principal of account:

Short Term: 0.00 \* Long Term: 0.00 \*

\* The above gain and loss position does not include transactions where tax cost information is incomplete or unavailable.

Cash and securities set forth on this Account Statement are held by The Bank of New York Mellon, an affiliate of The Bank of New York Mellon Trust Company, N.A. In addition, The Bank of New York Mellon Trust Company, N.A. may utilize subsidiaries and affiliates to provide services and certain products to the Account. Subsidiaries and affiliates may be compensated for their services and products.

The value of securities set forth on this Account Statement are obtained by The Bank of New York Mellon Trust Company, N.A., from its affiliate, The Bank of New York Mellon which determines such values for Global Corporate Trust on the basis of market prices and information obtained by The Bank of New York Mellon from unaffiliated third parties (including independent pricing vendors) ("third party pricing services"). The Bank of New York Mellon has not verified such market values or information and makes no assurances as to the accuracy or correctness of such market values or information or that the market values set forth on this Account Statement reflect the value of the securities that can be realized upon the sale of such securities. In addition, the market values for the securities set forth in this Account Statement may differ from the market prices and information for the same securities used by other business units of The Bank of New York Mellon Trust Company, N.A., The Bank of New York Mellon or their respective subsidiaries or affiliates based upon market prices and information received from other third party pricing services utilized by such other business units. Global Corporate Trust does not compare its market values with those used by, or reconcile different market values used by, other business units of The Bank of New York Mellon Trust Company, N.A., The Bank of New York Mellon or their respective subsidiaries or affiliates. Neither The Bank of New York Mellon Trust Company, N.A. nor The Bank of New York Mellon shall be liable for any loss, damage or expense incurred as a result of or arising from or related to the market values or information provided by third party pricing services or the differences in market prices or information provided by other third party pricing services.



BNY MELLON

The Bank of New York Mellon Trust Company, N.A.

KENT COUNTY WATER AUTHORITY  
FINANCE DIRECTOR  
1072 MAIN STREET  
WEST WARWICK RI 02893

### Account Statement

Statement Period 09/01/2013 Through 09/30/2013

Account 853026  
KENT COUNTY WATER AUTHORITY  
GENERAL REFUNDING REVENUE BONDS  
DEBT SERVICE SAVINGS ACCOUNT FOR CIP

ADMINISTRATIVE CONTACT: MATTHEW BERNIER  
135 SANTILLI HIGHWAY AIM 026-0018  
EVERETT, MA 02149  
617-382-5218  
MATTHEW.BERNIER@BNYMELLON.COM


ADMINISTRATIVE CONTACT: SUSAN CALISE  
135 SANTILLI HIGHWAY AIM 026-0018  
EVERETT, MA 02149  
617-382-5217  
SUSAN.CALISE@BNYMELLON.COM

BNY Mellon has a team of professionals devoted exclusively to arbitrage compliance services for tax-exempt bond issuers and conduit borrowers. For additional information, please contact your Relationship Manager.

If you are interested in accessing your Account Statement on-line, please contact your Relationship Manager about our web-based INFORM product.

Visit us at [www.bnymellon.com](http://www.bnymellon.com)

### Account Overview



Percent of all Investments	Asset Classification	Market Value
100%	CASH AND SHORT TERM	408,262.93
100%	TOTAL OF ALL INVESTMENTS	408,262.93

### Summary of Assets Held

Asset Classification	Market Value	Cost	Accrued Income	Est Annual Income	Market Yield
CASH AND SHORT TERM	408,262.93	408,262.93	0.00	40.83	0.01%
ACCOUNT TOTALS	408,262.93	408,262.93	0.00	40.83	0.01%

### Summary of Cash Transactions

Transaction Category	Current Period			Year-to-Date	
	Income	Principal	Realized Gains/Losses	Income	Principal
OPENING BALANCE	0.00	0.00		0.00	0.00
DIVIDENDS	2.78	0.00	0.00	4.93	0.00
OTHER CASH ADDITIONS	0.00	45,364.78	0.00	0.00	408,262.93
PAYMENTS AND WITHDRAWALS	2.78 -	0.00	0.00	4.93 -	0.00
PURCHASES	0.00	45,364.78 -	0.00	0.00	408,262.93 -
CLOSING BALANCE	0.00	0.00	0.00	0.00	0.00

The above cash transactions summary is provided for information purposes only and may not reflect actual taxable income or deductible expenses as reportable under the Internal Revenue Code.



The Bank of New York Mellon Trust Company, N.A.

Statement Period 09/01/2013 Through 09/30/2013  
 Account 853026  
 KCWA DEBT SERVICE SAVINGS CIP

### Statement of Assets Held

Shares / Per Value	Asset Description	Market Price Average Cost	Market Value Cost	Accrued Income Est Annual Income	Market Yield
<b>CASH AND SHORT TERM</b>					
408,262.930	FIDELITY INSTL M MKT GOVT #57 CLASS 1 CUSIP: S99992780	1.00000 1.00000	408,262.93 408,262.93	0.00 40.83	0.01% 0.01%
<b>Total CASH AND SHORT TERM</b>			<b>408,262.93</b>	<b>40.83</b>	<b>0.01%</b>
<b>ACCOUNT TOTALS</b>			<b>408,262.93</b>	<b>40.83</b>	<b>0.01%</b>
Total Market Value Plus Total Accrued Income 408,262.93					

### Statement of Transactions

Transaction Date	Transaction Description	Income	Principal	Cost	Realized Gains/Losses
09/01/13	OPENING BALANCE	0.00	0.00	362,898.15	
09/04/13	Purchase FIDELITY INSTL M MKT GOVT #57 CLASS 1 2.78 SHARES	0.00	2.78 -	2.78	0.00
09/04/13	Dividend FIDELITY INSTL M MKT GOVT #57 CLASS 1 DIVIDEND	2.78	0.00	0.00	0.00
09/04/13	Cash Debit TRANSFERRED TO ACCOUNT 853026 FF	2.78 -	0.00	0.00	0.00
09/04/13	Cash Credit TRANSFERRED FROM ACCOUNT 853026 FF	0.00	2.78	0.00	0.00
09/04/13	DAILY ENDING BALANCE	0.00	0.00	362,900.93	0.00
09/30/13	Purchase FIDELITY INSTL M MKT GOVT #57 CLASS 1 45,362.00 SHARES	0.00	45,362.00 -	45,362.00	0.00
09/30/13	Cash Credit MONTHLY DEPOSIT FROM REVENUE A/C 112600 OF FUNDS NECESSARY TO COVER MONTHLY LOAN PAYMENT OBLIGATION ON SERIES 2012 BONDS TRNIIJ1309301752900	0.00	45,362.00	0.00	0.00
09/30/13	DAILY ENDING BALANCE	0.00	0.00	408,262.93	0.00
09/30/13	CLOSING BALANCE	0.00	0.00	408,262.93	0.00

Cumulative realized capital gain and loss position from 12/31/2012 for securities held in principal of account:

Short Term: 0.00 \* Long Term: 0.00 \*

\* The above gain and loss position does not include transactions where tax cost information is incomplete or unavailable.

Cash and securities set forth on this Account Statement are held by The Bank of New York Mellon, an affiliate of The Bank of New York Mellon Trust Company, N.A. In addition, The Bank of New York Mellon Trust Company, N.A. may utilize subsidiaries and affiliates to provide services and certain products to the Account. Subsidiaries and affiliates may be compensated for their services and products.

The value of securities set forth on this Account Statement are obtained by The Bank of New York Mellon Trust Company, N.A., from its affiliate, The Bank of New York Mellon which determines such values for Global Corporate Trust on the basis of market prices and information obtained by The Bank of New York Mellon from unaffiliated third parties (including independent pricing vendors) ("third party pricing services"). The Bank of New York Mellon has not verified such market values or information and makes no assurances as to the accuracy or correctness of such market values or information or that the market values set forth on this Account Statement reflect the value of the securities that can be realized upon the sale of such securities. In addition, the market values for the securities set forth in this Account Statement may differ from the market prices and information for the same securities used by other business units of The Bank of New York Mellon Trust Company, N.A., The Bank of New York Mellon or their respective subsidiaries or affiliates based upon market prices and information received from other third party pricing services utilized by such other business units. Global Corporate Trust does not compare its market values with those used by, or reconcile different market values used by, other business units of The Bank of New York Mellon Trust Company, N.A., The Bank of New York Mellon or their respective subsidiaries or affiliates. Neither The Bank of New York Mellon Trust Company, N.A. nor The Bank of New York Mellon shall be liable for any loss, damage or expense incurred as a result of or arising from or related to the market values or information provided by third party pricing services or the differences in market prices or information provided by other third party pricing services.



BNY MELLON

The Bank of New York Mellon Trust Company, N.A.

KENT COUNTY WATER AUTHORITY  
FINANCE DIRECTOR  
1072 MAIN ST  
WEST WARWICK RI 02893-3724

### Account Statement

Statement Period 08/01/2013 Through 08/31/2013

Account 112600  
KCWA GENERAL REVENUE ACCOUNT

ADMINISTRATIVE CONTACT: MATTHEW BERNIER  
135 SANTILLI HIGHWAY AIM 026-0018  
EVERETT, MA 02149  
617-382-5218  
MATTHEW.BERNIER@BNYMELLON.COM


ADMINISTRATIVE CONTACT: SUSAN CALISE  
135 SANTILLI HIGHWAY AIM 026-0018  
EVERETT, MA 02149  
617-382-5217  
SUSAN.CALISE@BNYMELLON.COM

BNY Mellon has a team of professionals devoted exclusively to arbitrage compliance services for tax-exempt bond issuers and conduit borrowers. For additional information, please contact your Relationship Manager.

If you are interested in accessing your Account Statement on-line, please contact your Relationship Manager about our web-based INFORM product.

Visit us at [www.bnymellon.com](http://www.bnymellon.com)

### Account Overview



Percent of all Investments	Asset Classification	Market Value
100%	CASH AND SHORT TERM	1,377,029.48
100%	TOTAL OF ALL INVESTMENTS	1,377,029.48

### Summary of Assets Held

Asset Classification	Market Value	Cost	Accrued Income	Est Annual Income	Market Yield
CASH AND SHORT TERM	1,377,029.48	1,377,029.48	0.00	137.70	0.00%
ACCOUNT TOTALS	1,377,029.48	1,377,029.48	0.00	137.70	0.00%

### Summary of Cash Transactions

Transaction Category	Current Period			Year-to-Date	
	Income	Principal	Realized Gains/Losses	Income	Principal
OPENING BALANCE	0.00	0.00		0.00	0.00
DIVIDENDS	12.24	0.00	0.00	118.38	0.00
SALES AND REDEMPTIONS	0.00	1,929,525.14	0.00	0.00	11,893,243.95
OTHER CASH ADDITIONS	0.00	1,533,885.97	0.00	0.00	13,423,176.49
OTHER CASH RECEIPTS	0.00	0.00	0.00	0.58	0.00
PAYMENTS AND WITHDRAWALS	12.24 -	1,941,899.88 -	0.00	118.96 -	14,157,199.39 -
PURCHASES	0.00	1,521,511.23 -	0.00	0.00	11,159,221.05 -
CLOSING BALANCE	0.00	0.00	0.00	0.00	0.00

The above cash transactions summary is provided for information purposes only and may not reflect actual taxable income or deductible expenses as reportable under the Internal Revenue Code.

01/9932 XBINEF-405 017471

5 97710 M 1 P03 S 100095



BNY MELLON

The Bank of New York Mellon Trust Company, N.A.

Statement Period 08/01/2013 Through 08/31/2013

Account 112600

KCWA GENERAL REVENUE ACCOUNT

### Statement of Assets Held

Shares / Par Value	Asset Description	Market Price Average Cost	Market Value Cost	Accrued Income Est Annual Income	Market Yield
<b>CASH AND SHORT TERM</b>					
1,377,029.480	FIDELITY INSTL M MKT GOVT #57 CLASS 1 CUSIP: S99992780	1.00000 1.00000	1,377,029.48 1,377,029.48	0.00 137.70	0.00% 0.00%
<b>Total CASH AND SHORT TERM</b>			<b>1,377,029.48</b>	<b>137.70</b>	
<b>ACCOUNT TOTALS</b>			<b>1,377,029.48</b>	<b>137.70</b>	<b>0.00%</b>
Total Market Value Plus Total Accrued Income 1,377,029.48					

### Statement of Transactions

Transaction Date	Transaction Description	Income	Principal	Cost	Realized Gains/Losses
08/01/13	OPENING BALANCE	0.00	0.00	1,785,043.39	
08/02/13	Sale FIDELITY INSTL M MKT GOVT #57 CLASS 1 899,987.76 SHARES	0.00	899,987.76	899,987.76 -	0.00
08/02/13	Dividend FIDELITY INSTL M MKT GOVT #57 CLASS 1 DIVIDEND	12.24	0.00	0.00	0.00
08/02/13	Cash Debit TRANSFER TO 112602 OP + MAINT ACCT. PAYMENT OF OP + MAINT REQ DATED 08/02/13 KCWA GENERAL FUND. TRNIIJ1308021937500	0.00	900,000.00 -	0.00	0.00
08/02/13	Cash Debit TRANSFERRED TO ACCOUNT 112600 FF	12.24 -	0.00	0.00	0.00
08/02/13	Cash Credit TRANSFERRED FROM ACCOUNT 112600 FF	0.00	12.24	0.00	0.00
08/02/13	Cash Credit TRANSFERRED FROM ACCOUNT 112613 FF	0.00	0.29	0.00	0.00
08/02/13	DAILY ENDING BALANCE	0.00	0.29	885,055.63	0.00
08/05/13	Purchase FIDELITY INSTL M MKT GOVT #57 CLASS 1 0.29 SHARES	0.00	0.29 -	0.29	0.00
08/05/13	DAILY ENDING BALANCE	0.00	0.00	885,055.92	0.00
08/07/13	Purchase FIDELITY INSTL M MKT GOVT #57 CLASS 1 423,475.48 SHARES	0.00	423,475.48 -	423,475.48	0.00
08/07/13	Cash Credit WIRE RECEIVED FROM /009364950577 KENT COUNTY WATER AUTHORITY PO BOX 192 WEST WARWICK, RI 02893-0192 FFC TO ACCT#112600 /BNF/DGLA111565 BANK OF NEW YORK ME //LLON TRNFDF1308071017300 CRNO/B BK AMER NYC IMAD: 20130807B6B7HU1R006354	0.00	423,475.48	0.00	0.00
08/07/13	DAILY ENDING BALANCE	0.00	0.00	1,308,531.40	0.00
08/15/13	Purchase FIDELITY INSTL M MKT GOVT #57 CLASS 1 322,659.24 SHARES	0.00	322,659.24 -	322,659.24	0.00
08/15/13	Cash Credit WIRE RECEIVED FROM /009364950577 KENT COUNTY WATER AUTHORITY PO BOX 192 WEST WARWICK, RI 02893-0192 FFC: TRUST A/C: 112600 /BNF/DGLA111565 KENT COUNTY WATER	0.00	322,659.24	0.00	0.00

6 97710 1 PDS s 100.085





BNY MELLON

The Bank of New York Mellon Trust Company, N.A.

Statement Period 08/01/2013 Through 08/31/2013

Account 112600

KCWA GENERAL REVENUE ACCOUNT

Statement of Transactions - Continued

Transaction Date	Transaction Description	Income	Principal	Cost	Realized Gains/Losses
	// AUTHORITY TRNFD1308151217600 CRNO/B BK AMER NYC IMAD: 20130815B6B7HU1R006772				
08/15/13	DAILY ENDING BALANCE	0.00	0.00	1,631,190.64	0.00
08/21/13	Purchase FIDELITY INSTL M MKT GOVT #57 CLASS 1 478,605.24 SHARES	0.00	478,605.24 -	478,605.24	0.00
08/21/13	Cash Credit WIRE RECEIVED FROM /009364950577 KENT COUNTY WATER AUTHORITY PO BOX 192 WEST WARWICK, RI 02893-0192 FFC:TRUST A/C 112600 /BNF/DGLA111565 KENT COUNTY WATER	0.00	478,605.24	0.00	0.00
	// AUTHORITY TRNFD1308210835700 CRNO/B BK AMER NYC IMAD: 20130821B6B7HU1R005346				
08/21/13	DAILY ENDING BALANCE	0.00	0.00	2,109,795.88	0.00
08/23/13	Sale FIDELITY INSTL M MKT GOVT #57 CLASS 1 40,348.85 SHARES	0.00	40,348.85	40,348.85 -	0.00
08/23/13	Cash Debit TRANSFER TO 112602 OP + MAINT ACCT. PAYMENT OF OP + MAINT REQ DATED 08/22/13 KCWA GENERAL FUND. TRNIIJ1308231163000	0.00	40,348.85 -	0.00	0.00
08/23/13	DAILY ENDING BALANCE	0.00	0.00	2,069,447.03	0.00
08/26/13	Sale FIDELITY INSTL M MKT GOVT #57 CLASS 1 200,000.00 SHARES	0.00	200,000.00	200,000.00 -	0.00
08/26/13	Cash Debit TRANSFER TO 112602 OP + MAINT ACCT. PAYMENT OF OP + MAINT REQ DATED 08/26/13 KCWA GENERAL FUND. TRNIIJ1308261765200	0.00	200,000.00 -	0.00	0.00
08/26/13	DAILY ENDING BALANCE	0.00	0.00	1,869,447.03	0.00
08/28/13	Purchase FIDELITY INSTL M MKT GOVT #57 CLASS 1 296,770.98 SHARES	0.00	296,770.98 -	296,770.98	0.00
08/28/13	Cash Credit WIRE RECEIVED FROM /009364950577 KENT COUNTY WATER AUTHORITY PO BOX 192 WEST WARWICK, RI 02893-0192 FFC TO TRUST ACCOUNT NUM.112600 /BNF/DGLA111565 KENT COUNTY WATER	0.00	296,770.98	0.00	0.00
	// AUTHORITY TRNFD1308281282700 CRNO/B BK AMER NYC IMAD: 20130828B6B7HU3R007969				
08/28/13	DAILY ENDING BALANCE	0.00	0.00	2,166,218.01	0.00
08/29/13	Sale FIDELITY INSTL M MKT GOVT #57 CLASS 1 789,188.53 SHARES	0.00	789,188.53	789,188.53 -	0.00
08/29/13	Cash Debit MONTHLY TRF FROM REV A/C 112600 TO KCWA R&R ACCT 112604 OF FDS REQ. TO COVER APPROVED BUDGET EXP WITH RESPECT TO R&R. TRNIIJ1308293374300	0.00	8,333.33 -	0.00	0.00
08/29/13	Cash Debit MONTHLY TRF FROM REV A/C 112600 TO KCWA INFRASTRUCTURE ACCT 112605 OF FDS FOR APPROVED BUDGET EXP RE. INFRASTRUCTURE.. TRNIIJ1308293374500	0.00	450,000.00 -	0.00	0.00

01/19/13 10:45:40 AM

g 2710 m 1 PD3 s 100,095

**Statement of Transactions - Continued**

Transaction Date	Transaction Description	Income	Principal	Cost	Realized Gains/Losses
08/29/13	Cash Debit MONTHLY TRF FROM REV A/C 112600 TO KCWA 2004 DS FUND OF FUNDS REQ FOR MONTHLY PMT ON SERIES 2004 BONDS. TRNIIJ1308293374700	0.00	92,176.04 -	0.00	0.00
08/29/13	Cash Debit MONTHLY TRF FROM REV A/C 112600 TO KCWA 2012 DS FUND OF FUNDS REQ FOR MONTHLY PMT ON SERIES 2012 BONDS. TRNIIJ1308293375100	0.00	180,798.40 -	0.00	0.00
08/29/13	Cash Debit TRF FROM A/C 112600 TO A/C 853024 OF FUNDS REPRESENTING UNDERPAYMENT FOR MONTHLY DEPOSIT JUNE 2013 TRNIIJ1308293375300	0.00	576.60 -	0.00	0.00
08/29/13	Cash Debit MONTHLY TRF FROM REV A/C 112600 TO KCWA 2012 DS SAVE OF FUNDS REQ FOR MONTHLY PMT ON SERIES 2012 BONDS. TRNIIJ1308293375500	0.00	45,362.00 -	0.00	0.00
08/29/13	Cash Debit MONTHLY TRF FROM REV A/C 112600 TO KCWA GENERAL FUND OF FUNDS REQ FOR OPERATING REVENUE ALLOWANCE RESTRICTED TRNIIJ1308293375700	0.00	24,304.66 -	0.00	0.00
08/29/13	Cash Credit TRF FROM A/C 112612 TO A/C 112600 OF FUNDS REPRESENTING OVERPAYMENT FOR MONTHLY DEPOSIT JUNE 2013 TRNIIJ1308293375000	0.00	12,362.50	0.00	0.00
08/29/13	DAILY ENDING BALANCE	0.00	0.00	1,377,029.48	0.00
08/31/13	CLOSING BALANCE	0.00	0.00	1,377,029.48	0.00

Cumulative realized capital gain and loss position from 12/31/2012 for securities held in principal of account:

Short Term: 0.00 \* Long Term: 0.00 \*

\* The above gain and loss position does not include transactions where tax cost information is incomplete or unavailable.

Cash and securities set forth on this Account Statement are held by The Bank of New York Mellon, an affiliate of The Bank of New York Mellon Trust Company, N.A. In addition, The Bank of New York Mellon Trust Company, N.A. may utilize subsidiaries and affiliates to provide services and certain products to the Account. Subsidiaries and affiliates may be compensated for their services and products.

The value of securities set forth on this Account Statement are obtained by The Bank of New York Mellon Trust Company, N.A., from its affiliate, The Bank of New York Mellon which determines such values for Global Corporate Trust on the basis of market prices and information obtained by The Bank of New York Mellon from unaffiliated third parties (including independent pricing vendors) ("third party pricing services"). The Bank of New York Mellon has not verified such market values or information and makes no assurances as to the accuracy or correctness of such market values or information or that the market values set forth on this Account Statement reflect the value of the securities that can be realized upon the sale of such securities. In addition, the market values for the securities set forth in this Account Statement may differ from the market prices and information for the same securities used by other business units of The Bank of New York Mellon Trust Company, N.A., The Bank of New York Mellon or their respective subsidiaries or affiliates based upon market prices and information received from other third party pricing services utilized by such other business units. Global Corporate Trust does not compare its market values with those used by, or reconcile different market values used by, other business units of The Bank of New York Mellon Trust Company, N.A., The Bank of New York Mellon or their respective subsidiaries or affiliates. Neither The Bank of New York Mellon Trust Company, N.A. nor The Bank of New York Mellon shall be liable for any loss, damage or expense incurred as a result of or arising from or related to the market values or information provided by third party pricing services or the differences in market prices or information provided by other third party pricing services.

07710  
1P03 5 100.095



BNY MELLON

The Bank of New York Mellon Trust Company, N.A.

KENT COUNTY WATER AUTHORITY  
FINANCE DIRECTOR  
1072 MAIN ST  
WEST WARWICK RI 02893-3724

### Account Statement

Statement Period 08/01/2013 Through 08/31/2013

Account 112601  
KCWA OPERATING REVENUE ALLOWANCE

ADMINISTRATIVE CONTACT: MATTHEW BERNIER  
135 SANTILLI HIGHWAY AIM 026-0018  
EVERETT, MA 02149  
617-382-5218  
MATTHEW.BERNIER@BNYMELLON.COM


ADMINISTRATIVE CONTACT: SUSAN CALISE  
135 SANTILLI HIGHWAY AIM 026-0018  
EVERETT, MA 02149  
617-382-5217  
SUSAN.CALISE@BNYMELLON.COM

BNY Mellon has a team of professionals devoted exclusively to arbitrage compliance services for tax-exempt bond issuers and conduit borrowers. For additional information, please contact your Relationship Manager.

If you are interested in accessing your Account Statement on-line, please contact your Relationship Manager about our web-based INFORM product.

Visit us at [www.bnymellon.com](http://www.bnymellon.com)

### Account Overview



Percent of all Investments	Asset Classification	Market Value
100%	CASH AND SHORT TERM	972,341.72
100%	TOTAL OF ALL INVESTMENTS	972,341.72

### Summary of Assets Held

Asset Classification	Market Value	Cost	Accrued Income	Est Annual Income	Market Yield
CASH AND SHORT TERM	972,341.72	972,341.72	0.00	97.23	0.00%
ACCOUNT TOTALS	972,341.72	972,341.72	0.00	97.23	0.00%

### Summary of Cash Transactions

Transaction Category	Current Period			Year-to-Date	
	Income	Principal	Realized Gains/Losses	Income	Principal
OPENING BALANCE	0.00	0.00		0.00	0.00
DIVIDENDS	7.82	0.00	0.00	55.98	0.00
SALES AND REDEMPTIONS	0.00	0.00	0.00	0.00	0.22
OTHER CASH ADDITIONS	0.00	24,312.48	0.00	0.00	194,493.48
OTHER CASH RECEIPTS	0.00	0.00	0.00	0.22	0.00
PAYMENTS AND WITHDRAWALS	7.82 -	0.00	0.00	56.20 -	0.22 -
PURCHASES	0.00	24,312.48 -	0.00	0.00	194,493.48 -
CLOSING BALANCE	0.00	0.00	0.00	0.00	0.00

The above cash transactions summary is provided for information purposes only and may not reflect actual taxable income or deductible expenses as reportable under the Internal Revenue Code.

01/952 ABINER405 01/4/13

9 0710 m 1 P03 s 100097



BNY MELLON

The Bank of New York Mellon Trust Company, N.A.

Statement Period 08/01/2013 Through 08/31/2013  
Account 112601  
KCWA OPERATING REVENUE ALLOWANCE

### Statement of Assets Held

Shares / Par Value	Asset Description	Market Price Average Cost	Market Value Cost	Accrued Income Est Annual Income	Market Yield
<b>CASH AND SHORT TERM</b>					
972,341.720	FIDELITY INSTL M MKT GOVT.#57 CLASS.1 CUSIP: S99992780	1.00000 1.00000	972,341.72 972,341.72	0.00 97.23	0.00% 0.00%
<b>Total CASH AND SHORT TERM</b>			<b>972,341.72</b>	<b>0.00</b>	<b>0.00%</b>
<b>ACCOUNT TOTALS</b>			<b>972,341.72</b>	<b>0.00</b>	<b>0.00%</b>
Total Market Value Plus Total Accrued Income			972,341.72	97.23	

### Statement of Transactions

Transaction Date	Transaction Description	Income	Principal	Cost	Realized Gains/Losses
08/01/13	OPENING BALANCE	0.00	0.00	948,029.24	
08/02/13	Purchase FIDELITY INSTL M MKT GOVT #57 CLASS 1 7.82 SHARES	0.00	7.82 -	7.82	0.00
08/02/13	Dividend FIDELITY INSTL M MKT GOVT #57 CLASS 1 DIVIDEND	7.82	0.00	0.00	0.00
08/02/13	Cash Debit TRANSFERRED TO ACCOUNT 112601 FF	7.82 -	0.00	0.00	0.00
08/02/13	Cash Credit TRANSFERRED FROM ACCOUNT 112601 FF	0.00	7.82	0.00	0.00
08/02/13	DAILY ENDING BALANCE	0.00	0.00	948,037.06	0.00
08/29/13	Purchase FIDELITY INSTL M MKT GOVT #57 CLASS 1 24,304.66 SHARES	0.00	24,304.66 -	24,304.66	0.00
08/29/13	Cash Credit MONTHLY DEPOSIT FROM REVENUE A/C 112600 OF FUNDS NECESSARY FOR OPERATING REVENUE ALLOWANCE RESTRICTED TRNIIJ1308293375800	0.00	24,304.66	0.00	0.00
08/29/13	DAILY ENDING BALANCE	0.00	0.00	972,341.72	0.00
08/31/13	CLOSING BALANCE	0.00	0.00	972,341.72	0.00

Cumulative realized capital gain and loss position from 12/31/2012 for securities held in principal of account:

Short Term: 0.00 \* Long Term: 0.00 \*

\* The above gain and loss position does not include transactions where tax cost information is incomplete or unavailable.

Cash and securities set forth on this Account Statement are held by The Bank of New York Mellon, an affiliate of The Bank of New York Mellon Trust Company, N.A. In addition, The Bank of New York Mellon Trust Company, N.A. may utilize subsidiaries and affiliates to provide services and certain products to the Account. Subsidiaries and affiliates may be compensated for their services and products.

The value of securities set forth on this Account Statement are obtained by The Bank of New York Mellon Trust Company, N.A., from its affiliate, The Bank of New York Mellon which determines such values for Global Corporate Trust on the basis of market prices and information obtained by The Bank of New York Mellon from unaffiliated third parties (including independent pricing vendors) ("third party pricing services"). The Bank of New York Mellon has not verified such market values or information and makes no assurances as to the accuracy or correctness of such market values or information or that the market values set forth on this Account Statement reflect the value of the securities that can be realized upon the sale of such securities. In addition, the market values for the securities set forth in this Account Statement may differ from the market prices and information for the same securities used by other business units of The Bank of New York Mellon Trust Company, N.A., The Bank of New York Mellon or their respective subsidiaries or affiliates based upon market prices and information received from other third party pricing services utilized by such other business units. Global Corporate Trust does not compare its market values with those used by, or reconcile different market values used by, other business units of The Bank of New York Mellon Trust Company, N.A., The Bank of New York Mellon or their respective subsidiaries or affiliates. Neither The Bank of New York Mellon Trust Company, N.A. nor The Bank of New York Mellon shall be liable for any loss, damage or expense incurred as a result of or arising from or related to the market values or information provided by third party pricing services or the differences in market prices or information provided by other third party pricing services.



BNY MELLON

The Bank of New York Mellon Trust Company, N.A.

KENT COUNTY WATER AUTHORITY  
FINANCE DIRECTOR  
1072 MAIN ST  
WEST WARWICK RI 02893-3724

### Account Statement

Statement Period 08/01/2013 Through 08/31/2013

Account 112602  
KCWA GEN OP & MAINT ACCT

ADMINISTRATIVE CONTACT: MATTHEW BERNIER  
135 SANTILLI HIGHWAY AIM 026-0018  
EVERETT, MA 02149  
617-382-5218  
MATTHEW.BERNIER@BNYMELLON.COM

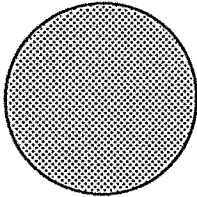
ADMINISTRATIVE CONTACT: SUSAN CALISE  
135 SANTILLI HIGHWAY AIM 026-0018  
EVERETT, MA 02149  
617-382-5217  
SUSAN.CALISE@BNYMELLON.COM

BNY Mellon has a team of professionals devoted exclusively to arbitrage compliance services for tax-exempt bond issuers and conduit borrowers. For additional information, please contact your Relationship Manager.

If you are interested in accessing your Account Statement on-line, please contact your Relationship Manager about our web-based INFORM product.

Visit us at [www.bnymellon.com](http://www.bnymellon.com)

### Account Overview



Percent of all Investments	Asset Classification	Market Value
100%	CASH AND SHORT TERM	0.21
100%	TOTAL OF ALL INVESTMENTS	0.21

### Summary of Assets Held

Asset Classification	Market Value	Cost	Accrued Income	Est Annual Income	Market Yield
CASH AND SHORT TERM	0.21	0.21	0.00	0.00	0.00%
ACCOUNT TOTALS	0.21	0.21	0.00	0.00	0.00%

### Summary of Cash Transactions

Transaction Category	Current Period			Year-to-Date	
	Income	Principal	Realized Gains/Losses	Income	Principal
OPENING BALANCE	0.00	0.00		0.00	0.00
DIVIDENDS	0.01	0.00	0.00	0.08	0.00
SALES AND REDEMPTIONS	0.00	40,348.85	0.00	0.00	239,362.08
OTHER CASH ADDITIONS	0.00	1,140,348.86	0.00	0.00	7,662,289.35
PAYMENTS AND WITHDRAWALS	0.01 -	1,140,348.85 -	0.00	0.08 -	7,662,289.27 -
PURCHASES	0.00	40,348.86 -	0.00	0.00	239,362.16 -
CLOSING BALANCE	0.00	0.00	0.00	0.00	0.00

The above cash transactions summary is provided for information purposes only and may not reflect actual taxable income or deductible expenses as reportable under the Internal Revenue Code.

9 97710 M 1P03 S 100098



BNY MELLON

The Bank of New York Mellon Trust Company, N.A.

Statement Period 08/01/2013 Through 08/31/2013

Account 112602

KCWA GEN OP & MAINT ACCT

### Statement of Assets Held

Shares / Par Value	Asset Description	Market Price Average Cost	Market Value Cost	Accrued Income Est Annual Income	Market Yield
<b>CASH AND SHORT TERM</b>					
0.210	FIDELITY INSTL M MKT GOVT #57 CLASS 1 CUSIP: S99992780	1.00000 1.00000	0.21 0.21	0.00 0.00	0.00% 0.00%
<b>Total CASH AND SHORT TERM</b>			<b>0.21</b>	<b>0.00</b>	<b>0.00%</b>
<b>ACCOUNT TOTALS</b>			<b>0.21</b>	<b>0.00</b>	<b>0.00%</b>
Total Market Value Plus Total Accrued Income 0.21			0.21	0.00	

### Statement of Transactions

Transaction Date	Transaction Description	Income	Principal	Cost	Realized Gains/Losses
08/01/13	OPENING BALANCE	0.00	0.00	0.20	
08/02/13	Purchase FIDELITY INSTL M MKT GOVT #57 CLASS 1 0.01 SHARES	0.00	0.01 -	0.01	0.00
08/02/13	Dividend FIDELITY INSTL M MKT GOVT #57 CLASS 1 DIVIDEND	0.01	0.00	0.00	0.00
08/02/13	Cash Debit BANK OF AMERICA N.A, RI ABA: 011500010 728018921 KCWA GENERAL FUND WIRE TO KCWA - BANK OF AMERICA. PURPOSE OF PAYMENT - PARTIAL FUNDING OF APPROVED BUDGET PER REQ DATED 8/2/13. TRNDSP1308023284300	0.00	900,000.00 -	0.00	0.00
08/02/13	Cash Credit RECIEVED FROM 112600 REVENUE ACCOUNT PAYMENT OF OP + MAINT REQ DATED 08/02/13 KCWA GENERAL FUND. TRNIJ1308021937600	0.00	900,000.00	0.00	0.00
08/02/13	Cash Debit TRANSFERRED TO ACCOUNT 112602 FF	0.01 -	0.00	0.00	0.00
08/02/13	Cash Credit TRANSFERRED FROM ACCOUNT 112602 FF	0.00	0.01	0.00	0.00
08/02/13	DAILY ENDING BALANCE	0.00	0.00	0.21	0.00
08/23/13	Purchase FIDELITY INSTL M MKT GOVT #57 CLASS 1 40,348.85 SHARES	0.00	40,348.85 -	40,348.85	0.00
08/23/13	Cash Credit RECIEVED FROM 112600 REVENUE ACCOUNT PAYMENT OF OP + MAINT REQ DATED 08/22/13 KCWA GENERAL FUND. TRNIJ1308231163100	0.00	40,348.85	0.00	0.00
08/23/13	DAILY ENDING BALANCE	0.00	0.00	40,349.06	0.00
08/26/13	Sale FIDELITY INSTL M MKT GOVT #57 CLASS 1 40,348.85 SHARES	0.00	40,348.85	40,348.85 -	0.00
08/26/13	Cash Debit BANK OF AMERICA N.A, RI ABA: 011500010 728018921 KCWA GENERAL FUND WIRE TO KCWA - BANK OF AMERICA. PURPOSE OF PAYMENT - PARTIAL FUNDING OF APPROVED BUDGET PER REQ DATED 8/26/13. TRNDSP1308263175600	0.00	200,000.00 -	0.00	0.00
08/26/13	Check WATER QUALITY PROTECTION FUND FOR \$0.01054/100 GAL. WATER QUALITY PROTECTION SURCHARGE. RE: WATER PROTECTION JULY 2013.	0.00	5,236.87 -	0.00	0.00

6 9.7710 1 P03 s 100.099



BNY MELLON

The Bank of New York Mellon Trust Company, N.A.

Statement Period 08/01/2013 Through 08/31/2013

Account 112602

KCWA GEN OP & MAINT ACCT

### Statement of Transactions - Continued

Transaction Date	Transaction Description	Income	Principal	Cost	Realized Gains/Losses
08/26/13	Check GENERAL TREASURER, STATE OF RI FOR \$0.010664/100 GAL WATER QUALITY PROTECTION SURCHARGE. RE: WATER PROTECTION JULY 2013.	0.00	35,111.98 -	0.00	0.00
08/26/13	Cash Credit RECIEVED FROM 112600 REVENUE ACCOUNT PAYMENT OF OP + MAINT REQ DATED 08/26/13 KCWA GENERAL FUND. TRNIIJ1308261765300	0.00	200,000.00	0.00	0.00
08/26/13	DAILY ENDING BALANCE	0.00	0.00	0.21	0.00
08/31/13	CLOSING BALANCE	0.00	0.00	0.21	0.00

Cumulative realized capital gain and loss position from 12/31/2012 for securities held in principal of account:

Short Term: 0.00 \* Long Term: 0.00 \*

\* The above gain and loss position does not include transactions where tax cost information is incomplete or unavailable.

Cash and securities set forth on this Account Statement are held by The Bank of New York Mellon, an affiliate of The Bank of New York Mellon Trust Company, N.A. In addition, The Bank of New York Mellon Trust Company, N.A. may utilize subsidiaries and affiliates to provide services and certain products to the Account. Subsidiaries and affiliates may be compensated for their services and products.

The value of securities set forth on this Account Statement are obtained by The Bank of New York Mellon Trust Company, N.A., from its affiliate, The Bank of New York Mellon which determines such values for Global Corporate Trust on the basis of market prices and information obtained by The Bank of New York Mellon from unaffiliated third parties (including independent pricing vendors) ("third party pricing services"). The Bank of New York Mellon has not verified such market values or information and makes no assurances as to the accuracy or correctness of such market values or information or that the market values set forth on this Account Statement reflect the value of the securities that can be realized upon the sale of such securities. In addition, the market values for the securities set forth in this Account Statement may differ from the market prices and information for the same securities used by other business units of The Bank of New York Mellon Trust Company, N.A., The Bank of New York Mellon or their respective subsidiaries or affiliates based upon market prices and information received from other third party pricing services utilized by such other business units. Global Corporate Trust does not compare its market values with those used by, or reconcile different market values used by, other business units of The Bank of New York Mellon Trust Company, N.A., The Bank of New York Mellon or their respective subsidiaries or affiliates. Neither The Bank of New York Mellon Trust Company, N.A. nor The Bank of New York Mellon shall be liable for any loss, damage or expense incurred as a result of or arising from or related to the market values or information provided by third party pricing services or the differences in market prices or information provided by other third party pricing services.

01/19/13 11:52 AM BNYM405 01/19/13

02710 m 1P03 s 100.099

*This Page Intentionally Blank*





**BNY MELLON**

The Bank of New York Mellon Trust Company, N.A.

**KENT COUNTY WATER AUTHORITY  
FINANCE DIRECTOR  
1072 MAIN ST  
WEST WARWICK RI 02893-3724**

### Account Statement

Statement Period 08/01/2013 Through 08/31/2013

Account 112603  
KCWA GEN REN & REP RESV ACCT

**ADMINISTRATIVE CONTACT: MATTHEW BERNIER**  
135 SANTILLI HIGHWAY AIM 026-0018  
EVERETT, MA 02149  
617-382-5218  
MATTHEW.BERNIER@BNYMELLON.COM


**ADMINISTRATIVE CONTACT: SUSAN CALISE**  
135 SANTILLI HIGHWAY AIM 026-0018  
EVERETT, MA 02149  
617-382-5217  
SUSAN.CALISE@BNYMELLON.COM

BNY Mellon has a team of professionals devoted exclusively to arbitrage compliance services for tax-exempt bond issuers and conduit borrowers. For additional information, please contact your Relationship Manager.

If you are interested in accessing your Account Statement on-line, please contact your Relationship Manager about our web-based INFORM product.

Visit us at [www.bnymellon.com](http://www.bnymellon.com)

### Account Overview



Percent of all Investments	Asset Classification	Market Value
100% ⊕	CASH AND SHORT TERM	1,124,585.27
100%	TOTAL OF ALL INVESTMENTS	1,124,585.27

### Summary of Assets Held

Asset Classification	Market Value	Cost	Accrued Income	Est Annual Income	Market Yield
CASH AND SHORT TERM	1,124,585.27	1,124,585.27	0.00	112.46	0.01%
<b>ACCOUNT TOTALS</b>	<b>1,124,585.27</b>	<b>1,124,585.27</b>	<b>0.00</b>	<b>112.46</b>	<b>0.01%</b>

### Summary of Cash Transactions

Transaction Category	Current Period			Year-to-Date	
	Income	Principal	Realized Gains/Losses	Income	Principal
OPENING BALANCE	0.00	0.00		0.00	0.00
DIVIDENDS	9.57	0.00	0.00	75.00	0.00
SALES AND REDEMPTIONS	0.00	0.00	0.00	0.00	0.31
OTHER CASH ADDITIONS	0.00	9.57	0.00	0.00	75.31
OTHER CASH RECEIPTS	0.00	0.00	0.00	0.31	0.00
PAYMENTS AND WITHDRAWALS	9.57 -	0.00	0.00	75.31 -	0.31 -
PURCHASES	0.00	9.57 -	0.00	0.00	75.31 -
<b>CLOSING BALANCE</b>	<b>0.00</b>	<b>0.00</b>	<b>0.00</b>	<b>0.00</b>	<b>0.00</b>

The above cash transactions summary is provided for information purposes only and may not reflect actual taxable income or deductible expenses as reportable under the Internal Revenue Code.

C 97710 M 1 PDS S 100.100



BNY MELLON

The Bank of New York Mellon Trust Company, N.A.

Statement Period 08/01/2013 Through 08/31/2013

Account 112603

KCWA GEN REN & REP RESV ACCT

### Statement of Assets Held

Shares / Par Value	Asset Description	Market Price Average Cost	Market Value Cost	Accrued Income Est Annual Income	Market Yield
<b>CASH AND SHORT TERM</b>					
1,124,585.270	FIDELITY INSTL M MKT GOVT #57 CLASS 1 CUSIP: S99992780	1.00000 1.00000	1,124,585.27 1,124,585.27	0.00 112.46	0.01% 0.01%
<b>Total CASH AND SHORT TERM</b>			<b>1,124,585.27</b>	<b>112.46</b>	
<b>ACCOUNT TOTALS</b>			<b>1,124,585.27</b>	<b>0.00</b>	<b>0.01%</b>
Total Market Value Plus Total Accrued Income 1,124,585.27					

### Statement of Transactions

Transaction Date	Transaction Description	Income	Principal	Cost	Realized Gains/Losses
08/01/13	OPENING BALANCE	0.00	0.00	1,124,575.70	
08/02/13	Purchase FIDELITY INSTL M MKT GOVT #57 CLASS 1 9.57 SHARES	0.00	9.57 -	9.57	0.00
08/02/13	Dividend FIDELITY INSTL M MKT GOVT #57 CLASS 1 DIVIDEND	9.57	0.00	0.00	0.00
08/02/13	Cash Debit TRANSFERRED TO ACCOUNT 112603 FF	9.57 -	0.00	0.00	0.00
08/02/13	Cash Credit TRANSFERRED FROM ACCOUNT 112603 FF	0.00	9.57	0.00	0.00
08/02/13	DAILY ENDING BALANCE	0.00	0.00	1,124,585.27	0.00
08/31/13	CLOSING BALANCE	0.00	0.00	1,124,585.27	0.00

Cumulative realized capital gain and loss position from 12/31/2012 for securities held in principal of account:

Short Term: 0.00 \* Long Term: 0.00 \*

\* The above gain and loss position does not include transactions where tax cost information is incomplete or unavailable.

Cash and securities set forth on this Account Statement are held by The Bank of New York Mellon, an affiliate of The Bank of New York Mellon Trust Company, N.A. In addition, The Bank of New York Mellon Trust Company, N.A. may utilize subsidiaries and affiliates to provide services and certain products to the Account. Subsidiaries and affiliates may be compensated for their services and products.

The value of securities set forth on this Account Statement are obtained by The Bank of New York Mellon Trust Company, N.A., from its affiliate, The Bank of New York Mellon which determines such values for Global Corporate Trust on the basis of market prices and information obtained by The Bank of New York Mellon from unaffiliated third parties (including independent pricing vendors) ("third party pricing services"). The Bank of New York Mellon has not verified such market values or information and makes no assurances as to the accuracy or correctness of such market values or information or that the market values set forth on this Account Statement reflect the value of the securities that can be realized upon the sale of such securities. In addition, the market values for the securities set forth in this Account Statement may differ from the market prices and information for the same securities used by other business units of The Bank of New York Mellon Trust Company, N.A., The Bank of New York Mellon or their respective subsidiaries or affiliates based upon market prices and information received from other third party pricing services utilized by such other business units. Global Corporate Trust does not compare its market values with those used by, or reconcile different market values used by, other business units of The Bank of New York Mellon Trust Company, N.A., The Bank of New York Mellon or their respective subsidiaries or affiliates. Neither The Bank of New York Mellon Trust Company, N.A. nor The Bank of New York Mellon shall be liable for any loss, damage or expense incurred as a result of or arising from or related to the market values or information provided by third party pricing services or the differences in market prices or information provided by other third party pricing services.

9 7710 1 P03 5 100.100



BNY MELLON

The Bank of New York Mellon Trust Company, N.A.

KENT COUNTY WATER AUTHORITY  
FINANCE DIRECTOR  
1072 MAIN ST  
WEST WARWICK RI 02893-3724

### Account Statement

Statement Period 08/01/2013 Through 08/31/2013

Account 112604  
KCWA GENERAL RENEWAL AND REPLACEMENT AC

ADMINISTRATIVE CONTACT: MATTHEW BERNIER  
135 SANTILLI HIGHWAY AIM 026-0018  
EVERETT, MA 02149  
617-382-5218  
MATTHEW.BERNIER@BNYMELLON.COM


ADMINISTRATIVE CONTACT: SUSAN CALISE  
135 SANTILLI HIGHWAY AIM 026-0018  
EVERETT, MA 02149  
617-382-5217  
SUSAN.CALISE@BNYMELLON.COM

BNY Mellon has a team of professionals devoted exclusively to arbitrage compliance services for tax-exempt bond issuers and conduit borrowers. For additional information, please contact your Relationship Manager.

If you are interested in accessing your Account Statement on-line, please contact your Relationship Manager about our web-based INFORM product.

Visit us at [www.bnymellon.com](http://www.bnymellon.com)

### Account Overview



Percent of all Investments	Asset Classification	Market Value
100%	CASH AND SHORT TERM	263,357.87
100%	TOTAL OF ALL INVESTMENTS	263,357.87

### Summary of Assets Held

Asset Classification	Market Value	Cost	Accrued Income	Est Annual Income	Market Yield
CASH AND SHORT TERM	263,357.87	263,357.87	0.00	26.34	0.01%
ACCOUNT TOTALS	263,357.87	263,357.87	0.00	26.34	0.01%

### Summary of Cash Transactions

Transaction Category	Current Period			Year-to-Date	
	Income	Principal	Realized Gains/Losses	Income	Principal
OPENING BALANCE	0.00	0.00		0.00	0.00
DIVIDENDS	2.13	0.00	0.00	15.99	0.00
SALES AND REDEMPTIONS	0.00	0.00	0.00	0.00	25,985.89
OTHER CASH ADDITIONS	0.00	8,335.46	0.00	0.00	66,682.69
OTHER CASH RECEIPTS	0.00	0.00	0.00	0.06	0.00
PAYMENTS AND WITHDRAWALS	2.13 -	0.00	0.00	16.05 -	25,988.06 -
PURCHASES	0.00	8,335.46 -	0.00	0.00	66,680.52 -
CLOSING BALANCE	0.00	0.00	0.00	0.00	0.00

The above cash transactions summary is provided for information purposes only and may not reflect actual taxable income or deductible expenses as reportable under the Internal Revenue Code.

01/992 XBNER-405 017477

C 92710 M 1 P23 S 100.101



BNY MELLON

The Bank of New York Mellon Trust Company, N.A.

Statement Period 08/01/2013 Through 08/31/2013

Account 112604

KCWA GENERAL RENEWAL AND REPLACEMENT A

### Statement of Assets Held

Shares / Par Value	Asset Description	Market Price Average Cost	Market Value Cost	Accrued Income Est Annual Income	Market Yield
<b>CASH AND SHORT TERM</b>					
263,357.870	FIDELITY INSTLM MKT GOVT #57 CLASS 1	1.00000	263,357.87	0.00	0.01%
	CUSIP: S99992780	1.00000	263,357.87	26.34	
<b>Total CASH AND SHORT TERM</b>			<b>263,357.87</b>	<b>0.00</b>	<b>0.01%</b>
				26.34	
<b>ACCOUNT TOTALS</b>			<b>263,357.87</b>	<b>0.00</b>	<b>0.01%</b>
				26.34	
Total Market Value Plus Total Accrued Income 263,357.87					

### Statement of Transactions

Transaction Date	Transaction Description	Income	Principal	Cost	Realized Gains/Losses
08/01/13	OPENING BALANCE	0.00	0.00	255,022.41	
08/02/13	Purchase FIDELITY INSTL M MKT GOVT #57 CLASS 1 2.13 SHARES	0.00	2.13 -	2.13	0.00
08/02/13	Dividend FIDELITY INSTL M MKT GOVT #57 CLASS 1 DIVIDEND	2.13	0.00	0.00	0.00
08/02/13	Cash Debit TRANSFERRED TO ACCOUNT 112604 FF	2.13 -	0.00	0.00	0.00
08/02/13	Cash Credit TRANSFERRED FROM ACCOUNT 112604 FF	0.00	2.13	0.00	0.00
08/02/13	DAILY ENDING BALANCE	0.00	0.00	255,024.54	0.00
08/29/13	Purchase FIDELITY INSTL M MKT GOVT #57 CLASS 1 8,333.33 SHARES	0.00	8,333.33 -	8,333.33	0.00
08/29/13	Cash Credit MONTHLY DEPOSIT FROM REV A/C 112600 OF FUNDS NECESSARY TO COVER APPROVED BUDGET EXPENSES WITH RESPECT TO R&R. TRNIJ1308293374400	0.00	8,333.33	0.00	0.00
08/29/13	DAILY ENDING BALANCE	0.00	0.00	263,357.87	0.00
08/31/13	CLOSING BALANCE	0.00	0.00	263,357.87	0.00

Cumulative realized capital gain and loss position from 12/31/2012 for securities held in principal of account:

Short Term: 0.00 \* Long Term: 0.00 \*

\* The above gain and loss position does not include transactions where tax cost information is incomplete or unavailable.

Cash and securities set forth on this Account Statement are held by The Bank of New York Mellon, an affiliate of The Bank of New York Mellon Trust Company, N.A. In addition, The Bank of New York Mellon Trust Company, N.A. may utilize subsidiaries and affiliates to provide services and certain products to the Account. Subsidiaries and affiliates may be compensated for their services and products.

The value of securities set forth on this Account Statement are obtained by The Bank of New York Mellon Trust Company, N.A., from its affiliate, The Bank of New York Mellon which determines such values for Global Corporate Trust on the basis of market prices and information obtained by The Bank of New York Mellon from unaffiliated third parties (including independent pricing vendors) ("third party pricing services"). The Bank of New York Mellon has not verified such market values or information and makes no assurances as to the accuracy or correctness of such market values or information or that the market values set forth on this Account Statement reflect the value of the securities that can be realized upon the sale of such securities. In addition, the market values for the securities set forth in this Account Statement may differ from the market prices and information for the same securities used by other business units of The Bank of New York Mellon Trust Company, N.A., The Bank of New York Mellon or their respective subsidiaries or affiliates based upon market prices and information received from other third party pricing services utilized by such other business units. Global Corporate Trust does not compare its market values with those used by, or reconcile different market values used by, other business units of The Bank of New York Mellon Trust Company, N.A., The Bank of New York Mellon or their respective subsidiaries or affiliates. Neither The Bank of New York Mellon Trust Company, N.A. nor The Bank of New York Mellon shall be liable for any loss, damage or expense incurred as a result of or arising from or related to the market values or information provided by third party pricing services or the differences in market prices or information provided by other third party pricing services.

9710  
1 P3 s 100.101



BNY MELLON

The Bank of New York Mellon Trust Company, N.A.

KENT COUNTY WATER AUTHORITY  
FINANCE DIRECTOR  
1072 MAIN ST  
WEST WARWICK RI 02893-3724

### Account Statement

Statement Period 08/01/2013 Through 08/31/2013

Account 112605  
KCWA INFRASTRUCTURE ACCT

ADMINISTRATIVE CONTACT: MATTHEW BERNIER  
135 SANTILLI HIGHWAY AIM 026-0018  
EVERETT, MA 02149  
617-382-5218  
MATTHEW.BERNIER@BNYMELLON.COM

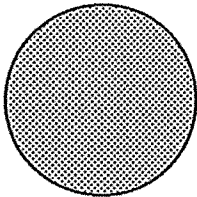
ADMINISTRATIVE CONTACT: SUSAN CALISE  
135 SANTILLI HIGHWAY AIM 026-0018  
EVERETT, MA 02149  
617-382-5217  
SUSAN.CALISE@BNYMELLON.COM

BNY Mellon has a team of professionals devoted exclusively to arbitrage compliance services for tax-exempt bond issuers and conduit borrowers. For additional information, please contact your Relationship Manager.

If you are interested in accessing your Account Statement on-line, please contact your Relationship Manager about our web-based INFORM product.

Visit us at [www.bnymellon.com](http://www.bnymellon.com)

### Account Overview



Percent of all Investments	Asset Classification	Market Value
100%	CASH AND SHORT TERM	7,434,596.06
100%	TOTAL OF ALL INVESTMENTS	7,434,596.06

### Summary of Assets Held

Asset Classification	Market Value	Cost	Accrued Income	Est Annual Income	Market Yield
CASH AND SHORT TERM	7,434,596.06	7,434,596.06	0.00	743.46	0.01%
ACCOUNT TOTALS	7,434,596.06	7,434,596.06	0.00	743.46	0.01%

### Summary of Cash Transactions

Transaction Category	Current Period			Year-to-Date	
	Income	Principal	Realized Gains/Losses	Income	Principal
OPENING BALANCE	0.00	0.00		0.00	0.00
DIVIDENDS	69.11	0.00	0.00	571.03	0.00
SALES AND REDEMPTIONS	0.00	710,921.15	0.00	0.00	4,405,810.78
OTHER CASH ADDITIONS	0.00	450,069.11	0.00	0.00	3,600,573.29
OTHER CASH RECEIPTS	0.00	0.00	0.00	2.26	0.00
PAYMENTS AND WITHDRAWALS	69.11 -	710,921.15 -	0.00	573.29 -	4,405,890.27 -
PURCHASES	0.00	450,069.11 -	0.00	0.00	3,600,493.80 -
CLOSING BALANCE	0.00	0.00	0.00	0.00	0.00

The above cash transactions summary is provided for information purposes only and may not reflect actual taxable income or deductible expenses as reportable under the Internal Revenue Code.

9 97710 M 1P03 S 100102

**Statement of Assets Held**

Shares / Par Value	Asset Description	Market Price Average Cost	Market Value Cost	Accrued Income Est Annual Income	Market Yield
<b>CASH AND SHORT TERM</b>					
7,434,596.060	FIDELITY INSTL M MKT GOVT #57 CLASS 1 CUSIP: S99992780	1.00000 1.00000	7,434,596.06 7,434,596.06	0.00 743.46	0.01% 0.01%
<b>Total CASH AND SHORT TERM</b>			<b>7,434,596.06</b>	<b>743.46</b>	<b>0.01%</b>
<b>ACCOUNT TOTALS</b>			<b>7,434,596.06</b>	<b>743.46</b>	<b>0.01%</b>
Total Market Value Plus Total Accrued Income 7,434,596.06					

**Statement of Transactions**

Transaction Date	Transaction Description	Income	Principal	Cost	Realized Gains/Losses
08/01/13	OPENING BALANCE	0.00	0.00	7,695,448.10	
08/02/13	Purchase FIDELITY INSTL M MKT GOVT #57 CLASS 1 69.11 SHARES	0.00	69.11 -	69.11	0.00
08/02/13	Dividend FIDELITY INSTL M MKT GOVT #57 CLASS 1 DIVIDEND	69.11	0.00	0.00	0.00
08/02/13	Cash Debit TRANSFERRED TO ACCOUNT 112605 FF	69.11 -	0.00	0.00	0.00
08/02/13	Cash Credit TRANSFERRED FROM ACCOUNT 112605 FF	0.00	69.11	0.00	0.00
08/02/13	DAILY ENDING BALANCE	0.00	0.00	7,695,517.21	0.00
08/28/13	Sale FIDELITY INSTL M MKT GOVT #57 CLASS 1 710,921.15 SHARES	0.00	710,921.15	710,921.15 -	0.00
08/28/13	Check BOYLE & FOGARTY CONSTRUCTION CO., INC. PAYMENT ON BEHALF OF KENT COUNTY WATER AUTHORITY REQUISITION DATED 08/22/13 IFR 2010A (249C) APPLICATION #12	0.00	57,466.50 -	0.00	0.00
08/28/13	Check BOYLE & FOGARTY CONSTRUCTION CO., INC. PAYMENT ON BEHALF OF KENT COUNTY WATER AUTHORITY REQUISITION DATED 08/22/13 IFR 2010B (252C) APPLICATION #4	0.00	645,958.82 -	0.00	0.00
08/28/13	Check WILLIAM ANTHONY EXCAVATING PAYMENT ON BEHALF OF KENT COUNTY WATER AUTHORITY REQUISITION DATED 08/22/13 IFR WATER STREET (250C) APPLICATION #5	0.00	7,495.83 -	0.00	0.00
08/28/13	DAILY ENDING BALANCE	0.00	0.00	6,984,596.06	0.00
08/29/13	Purchase FIDELITY INSTL M MKT GOVT #57 CLASS 1 450,000.00 SHARES	0.00	450,000.00 -	450,000.00	0.00
08/29/13	Cash Credit MONTHLY DEPOSIT FROM REVENUE A/C 112600 FUNDS NECESSARY TO COVER APPROVED BUDGET EXPENSES WITH RESPECT TO INFRAST. TRNIIJ1308293374600	0.00	450,000.00	0.00	0.00
08/29/13	DAILY ENDING BALANCE	0.00	0.00	7,434,596.06	0.00
08/31/13	CLOSING BALANCE	0.00	0.00	7,434,596.06	0.00

Cumulative realized capital gain and loss position from 12/31/2012 for securities held in principal of account:

Short Term: 0.00 \* Long Term: 0.00 \*

\* The above gain and loss position does not include transactions where tax cost information is incomplete or unavailable.

97710 PD3 s 100.102



BNY MELLON

The Bank of New York Mellon Trust Company, N.A.

Statement Period 08/01/2013 Through 08/31/2013

Account 112605

KCWA INFRASTRUCTURE ACCT

017952 XBNEF405 017479

Cash and securities set forth on this Account Statement are held by The Bank of New York Mellon, an affiliate of The Bank of New York Mellon Trust Company, N.A. In addition, The Bank of New York Mellon Trust Company, N.A. may utilize subsidiaries and affiliates to provide services and certain products to the Account. Subsidiaries and affiliates may be compensated for their services and products.

The value of securities set forth on this Account Statement are obtained by The Bank of New York Mellon Trust Company, N.A., from its affiliate, The Bank of New York Mellon which determines such values for Global Corporate Trust on the basis of market prices and information obtained by The Bank of New York Mellon from unaffiliated third parties (including independent pricing vendors) ("third party pricing services"). The Bank of New York Mellon has not verified such market values or information and makes no assurances as to the accuracy or correctness of such market values or information or that the market values set forth on this Account Statement reflect the value of the securities that can be realized upon the sale of such securities. In addition, the market values for the securities set forth in this Account Statement may differ from the market prices and information for the same securities used by other business units of The Bank of New York Mellon Trust Company, N.A., The Bank of New York Mellon or their respective subsidiaries or affiliates based upon market prices and information received from other third party pricing services utilized by such other business units. Global Corporate Trust does not compare its market values with those used by, or reconcile different market values used by, other business units of The Bank of New York Mellon Trust Company, N.A., The Bank of New York Mellon or their respective subsidiaries or affiliates. Neither The Bank of New York Mellon Trust Company, N.A. nor The Bank of New York Mellon shall be liable for any loss, damage or expense incurred as a result of or arising from or related to the market values or information provided by third party pricing services or the differences in market prices or information provided by other third party pricing services.

0.7710 M PD3 s 100.103

---

*This Page Intentionally Blank*

---





**BNY MELLON**

The Bank of New York Mellon Trust Company, N.A.

**KENT COUNTY WATER AUTHORITY  
FINANCE DIRECTOR  
1072 MAIN ST  
WEST WARWICK RI 02893-3724**

### Account Statement

Statement Period 08/01/2013 Through 08/31/2013

Account 112606  
KCWA OPER & MAIN RESERVE ACCT

**ADMINISTRATIVE CONTACT: MATTHEW BERNIER**  
135 SANTILLI HIGHWAY AIM 026-0018  
EVERETT, MA 02149  
617-382-5218  
MATTHEW.BERNIER@BNYMELLON.COM


**ADMINISTRATIVE CONTACT: SUSAN CALISE**  
135 SANTILLI HIGHWAY AIM 026-0018  
EVERETT, MA 02149  
617-382-5217  
SUSAN.CALISE@BNYMELLON.COM

BNY Mellon has a team of professionals devoted exclusively to arbitrage compliance services for tax-exempt bond issuers and conduit borrowers. For additional information, please contact your Relationship Manager.

If you are interested in accessing your Account Statement on-line, please contact your Relationship Manager about our web-based INFORM product.

Visit us at [www.bnymellon.com](http://www.bnymellon.com)

### Account Overview



Percent of all Investments	Asset Classification	Market Value
100%	CASH AND SHORT TERM	2,527,518.37
100%	TOTAL OF ALL INVESTMENTS	2,527,518.37

### Summary of Assets Held

Asset Classification	Market Value	Cost	Accrued Income	Est Annual Income	Market Yield
CASH AND SHORT TERM	2,527,518.37	2,527,518.37	0.00	252.75	0.00%
ACCOUNT TOTALS	2,527,518.37	2,527,518.37	0.00	252.75	0.00%

### Summary of Cash Transactions

Transaction Category	Current Period			Year-to-Date	
	Income	Principal	Realized Gains/Losses	Income	Principal
OPENING BALANCE	0.00	0.00		0.00	0.00
DIVIDENDS	21.44	0.00	0.00	168.02	0.00
SALES AND REDEMPTIONS	0.00	0.00	0.00	0.00	0.69
OTHER CASH ADDITIONS	0.00	21.44	0.00	0.00	168.71
OTHER CASH RECEIPTS	0.00	0.00	0.00	0.69	0.00
PAYMENTS AND WITHDRAWALS	21.44 -	0.00	0.00	168.71 -	0.69 -
PURCHASES	0.00	21.44 -	0.00	0.00	168.71 -
CLOSING BALANCE	0.00	0.00	0.00	0.00	0.00

The above cash transactions summary is provided for information purposes only and may not reflect actual taxable income or deductible expenses as reportable under the Internal Revenue Code.

97710 m 1 PDS s 100.104



BNY MELLON

The Bank of New York Mellon Trust Company, N.A.

Statement Period 08/01/2013 Through 08/31/2013

Account 112606

KCWA OPER & MAIN RESERVE ACCT

### Statement of Assets Held

Shares / Par Value	Asset Description	Market Price Average Cost	Market Value Cost	Accrued Income Est Annual Income	Market Yield
<b>CASH AND SHORT TERM</b>					
2,527,518.370	FIDELITY INSTL M MKT GOVT #57 CLASS 1 CUSIP: S99992780	1.00000 1.00000	2,527,518.37 2,527,518.37	0.00 252.75	0.00% 0.00%
<b>Total CASH AND SHORT TERM</b>			<b>2,527,518.37</b>	<b>0.00</b>	<b>0.00%</b>
<b>ACCOUNT TOTALS</b>			<b>2,527,518.37</b>	<b>0.00</b>	<b>0.00%</b>
Total Market Value Plus Total Accrued Income 2,527,518.37					

### Statement of Transactions

Transaction Date	Transaction Description	Income	Principal	Cost	Realized Gains/Losses
08/01/13	OPENING BALANCE	0.00	0.00	2,527,496.93	
08/02/13	Purchase FIDELITY INSTL M MKT GOVT #57 CLASS 1 21.44 SHARES	0.00	21.44 -	21.44	0.00
08/02/13	Dividend FIDELITY INSTL M MKT GOVT #57 CLASS 1 DIVIDEND	21.44	0.00	0.00	0.00
08/02/13	Cash Debit TRANSFERRED TO ACCOUNT 112606 FF	21.44 -	0.00	0.00	0.00
08/02/13	Cash Credit TRANSFERRED FROM ACCOUNT 112606 FF	0.00	21.44	0.00	0.00
08/02/13	DAILY ENDING BALANCE	0.00	0.00	2,527,518.37	0.00
08/31/13	CLOSING BALANCE	0.00	0.00	2,527,518.37	0.00

Cumulative realized capital gain and loss position from 12/31/2012 for securities held in principal of account:

Short Term: 0.00 \* Long Term: 0.00 \*

\* The above gain and loss position does not include transactions where tax cost information is incomplete or unavailable.

Cash and securities set forth on this Account Statement are held by The Bank of New York Mellon, an affiliate of The Bank of New York Mellon Trust Company, N.A. In addition, The Bank of New York Mellon Trust Company, N.A. may utilize subsidiaries and affiliates to provide services and certain products to the Account. Subsidiaries and affiliates may be compensated for their services and products.

The value of securities set forth on this Account Statement are obtained by The Bank of New York Mellon Trust Company, N.A., from its affiliate, The Bank of New York Mellon which determines such values for Global Corporate Trust on the basis of market prices and information obtained by The Bank of New York Mellon from unaffiliated third parties (including independent pricing vendors) ("third party pricing services"). The Bank of New York Mellon has not verified such market values or information and makes no assurances as to the accuracy or correctness of such market values or information or that the market values set forth on this Account Statement reflect the value of the securities that can be realized upon the sale of such securities. In addition, the market values for the securities set forth in this Account Statement may differ from the market prices and information for the same securities used by other business units of The Bank of New York Mellon Trust Company, N.A., The Bank of New York Mellon or their respective subsidiaries or affiliates based upon market prices and information received from other third party pricing services utilized by such other business units. Global Corporate Trust does not compare its market values with those used by, or reconcile different market values used by, other business units of The Bank of New York Mellon Trust Company, N.A., The Bank of New York Mellon or their respective subsidiaries or affiliates. Neither The Bank of New York Mellon Trust Company, N.A. nor The Bank of New York Mellon shall be liable for any loss, damage or expense incurred as a result of or arising from or related to the market values or information provided by third party pricing services or the differences in market prices or information provided by other third party pricing services.



**BNY MELLON**

The Bank of New York Mellon Trust Company, N.A.

**KENT COUNTY WATER AUTHORITY  
FINANCE DIRECTOR  
1072 MAIN ST  
WEST WARWICK RI 02893-3724**

### Account Statement

Statement Period 08/01/2013 Through 08/31/2013

Account 112612  
KCWA SER 2004A DEBT SERVICE FD

**ADMINISTRATIVE CONTACT: MATTHEW BERNIER**  
135 SANTILLI HIGHWAY AIM 026-0018  
EVERETT, MA 02149  
617-382-5218  
MATTHEW.BERNIER@BNYMELLON.COM


**ADMINISTRATIVE CONTACT: SUSAN CALISE**  
135 SANTILLI HIGHWAY AIM 026-0018  
EVERETT, MA 02149  
617-382-5217  
SUSAN.CALISE@BNYMELLON.COM

BNY Mellon has a team of professionals devoted exclusively to arbitrage compliance services for tax-exempt bond issuers and conduit borrowers. For additional information, please contact your Relationship Manager.

If you are interested in accessing your Account Statement on-line, please contact your Relationship Manager about our web-based INFORM product.

Visit us at [www.bnymellon.com](http://www.bnymellon.com)

### Account Overview



Percent of all Investments	Asset Classification	Market Value
100%	CASH AND SHORT TERM	184,427.69
100%	TOTAL OF ALL INVESTMENTS	184,427.69

### Summary of Assets Held

Asset Classification	Market Value	Cost	Accrued Income	Est Annual Income	Market Yield
CASH AND SHORT TERM	184,427.69	184,427.69	0.00	18.44	0.00%
ACCOUNT TOTALS	184,427.69	184,427.69	0.00	18.44	0.00%

### Summary of Cash Transactions

Transaction Category	Current Period			Year-to-Date	
	Income	Principal	Realized Gains/Losses	Income	Principal
OPENING BALANCE	0.00	0.00		0.00	0.00
DIVIDENDS	4.71	0.00	0.00	51.93	0.00
SALES AND REDEMPTIONS	0.00	0.00	0.00	0.00	1,254,462.67
OTHER CASH ADDITIONS	0.00	92,180.75	0.00	0.00	823,997.92
OTHER CASH RECEIPTS	0.00	0.00	0.00	0.17	0.00
PAYMENTS AND WITHDRAWALS	4.71 -	12,362.50 -	0.00	52.10 -	1,266,825.17 -
PURCHASES	0.00	79,818.25 -	0.00	0.00	811,635.42 -
CLOSING BALANCE	0.00	0.00	0.00	0.00	0.00

The above cash transactions summary is provided for information purposes only and may not reflect actual taxable income or deductible expenses as reportable under the Internal Revenue Code.

017992.XBNEF405 017481

6 9 2710 m 1 P03 s 100.105



BNY MELLON

The Bank of New York Mellon Trust Company, N.A.

Statement Period 08/01/2013 Through 08/31/2013

Account 112612

KCWA SER 2004A DEBT SERVICE FD

### Statement of Assets Held

Shares / Par Value	Asset Description	Market Price Average Cost	Market Value Cost	Accrued Income Est Annual Income	Market Yield
<b>CASH AND SHORT TERM</b>					
184,427.690	FIDELITY INSTL M MKT GOVT #57 CLASS 1, CUSIP: S99992780	1.00000	184,427.69	0.00	0.00%
		1.00000	184,427.69	18.44	
<b>Total CASH AND SHORT TERM</b>			<b>184,427.69</b>	<b>0.00</b>	<b>0.00%</b>
			184,427.69	18.44	
<b>ACCOUNT TOTALS</b>			<b>184,427.69</b>	<b>0.00</b>	<b>0.00%</b>
			184,427.69	18.44	
Total Market Value Plus Total Accrued Income 184,427.69					

### Statement of Transactions

Transaction Date	Transaction Description	Income	Principal	Cost	Realized Gains/Losses
08/01/13	OPENING BALANCE	0.00	0.00	104,609.44	
08/02/13	Purchase FIDELITY INSTL M MKT GOVT #57 CLASS 1 4.71 SHARES	0.00	4.71 -	4.71	0.00
08/02/13	Dividend FIDELITY INSTL M MKT GOVT #57 CLASS 1 DIVIDEND	4.71	0.00	0.00	0.00
08/02/13	Cash Debit TRANSFERRED TO ACCOUNT 112612 FF	4.71 -	0.00	0.00	0.00
08/02/13	Cash Credit TRANSFERRED FROM ACCOUNT 112612 FF	0.00	4.71	0.00	0.00
08/02/13	DAILY ENDING BALANCE	0.00	0.00	104,614.15	0.00
08/29/13	Purchase FIDELITY INSTL M MKT GOVT #57 CLASS 1 79,813.54 SHARES	0.00	79,813.54 -	79,813.54	0.00
08/29/13	Cash Debit TRF FROM A/C 112612 TO A/C 112600 OF FUNDS REPRESENTING OVERPAYMENT FOR MONTHLY DEPOSIT JUNE 2013 TRNIJ1308293374900	0.00	12,362.50 -	0.00	0.00
08/29/13	Cash Credit MONTHLY DEPOSIT FROM REVENUE A/C 112600 OF FUNDS NECESSARY TO COVER MONTHLY LOAN PAYMENT OBLIGATION ON SERIES 2004 BONDS TRNIJ1308293374800	0.00	92,176.04	0.00	0.00
08/29/13	DAILY ENDING BALANCE	0.00	0.00	184,427.69	0.00
08/31/13	CLOSING BALANCE	0.00	0.00	184,427.69	0.00

Cumulative realized capital gain and loss position from 12/31/2012 for securities held in principal of account:

Short Term: 0.00 \* Long Term: 0.00 \*

\* The above gain and loss position does not include transactions where tax cost information is incomplete or unavailable.

Cash and securities set forth on this Account Statement are held by The Bank of New York Mellon, an affiliate of The Bank of New York Mellon Trust Company, N.A. In addition, The Bank of New York Mellon Trust Company, N.A. may utilize subsidiaries and affiliates to provide services and certain products to the Account. Subsidiaries and affiliates may be compensated for their services and products.

The value of securities set forth on this Account Statement are obtained by The Bank of New York Mellon Trust Company, N.A., from its affiliate, The Bank of New York Mellon which determines such values for Global Corporate Trust on the basis of market prices and information obtained by The Bank of New York Mellon from unaffiliated third parties (including independent pricing vendors) ("third party pricing services"). The Bank of New York Mellon has not verified such market values or information and makes no assurances as to the accuracy or correctness of such market values or information or that the market values set forth on this Account Statement reflect the value of the securities that can be realized upon the sale of such securities. In addition, the market values for the securities set forth in this Account Statement may differ from the market prices and information for the same securities used by other business units of The Bank of New York Mellon Trust Company, N.A., The Bank of New York Mellon or their respective subsidiaries or affiliates based upon market prices and information received from other third party pricing services utilized by such other business units. Global Corporate Trust does not compare its market values with those used by, or reconcile different market values used by, other business units of The Bank of New York Mellon Trust Company, N.A., The Bank of New York Mellon or their respective subsidiaries or affiliates. Neither The Bank of New York Mellon Trust Company, N.A. nor The Bank of New York Mellon shall be liable for any loss, damage or expense incurred as a result of or arising from or related to the market values or information provided by third party pricing services or the differences in market prices or information provided by other third party pricing services.

4710  
1P03 s 100.105



BNY MELLON

The Bank of New York Mellon Trust Company, N.A.

KENT COUNTY WATER AUTHORITY  
FINANCE DIRECTOR  
1072 MAIN ST  
WEST WARWICK RI 02893-3724

### Account Statement

Statement Period 08/01/2013 Through 08/31/2013

Account 112613  
KCWA SER 2004A DEBT SERV RESRV

ADMINISTRATIVE CONTACT: MATTHEW BERNIER  
135 SANTILLI HIGHWAY AIM 026-0018  
EVERETT, MA 02149  
617-382-5218  
MATTHEW.BERNIER@BNYMELLON.COM


ADMINISTRATIVE CONTACT: SUSAN CALISE  
135 SANTILLI HIGHWAY AIM 026-0018  
EVERETT, MA 02149  
617-382-5217  
SUSAN.CALISE@BNYMELLON.COM

BNY Mellon has a team of professionals devoted exclusively to arbitrage compliance services for tax-exempt bond issuers and conduit borrowers. For additional information, please contact your Relationship Manager.

If you are interested in accessing your Account Statement on-line, please contact your Relationship Manager about our web-based INFORM product.

Visit us at [www.bnymellon.com](http://www.bnymellon.com)

### Account Overview



Percent of all Investments	Asset Classification	Market Value
100%	CASH AND SHORT TERM	229,712.98
100%	TOTAL OF ALL INVESTMENTS	229,712.98

### Summary of Assets Held

Asset Classification	Market Value	Cost	Accrued Income	Est Annual Income	Market Yield
CASH AND SHORT TERM	229,712.98	225,636.90	0.00	8,029.28	3.49%
ACCOUNT TOTALS	229,712.98	225,636.90	0.00	8,029.28	3.49%

### Summary of Cash Transactions

Transaction Category	Current Period			Year-to-Date	
	Income	Principal	Realized Gains/Losses	Income	Principal
OPENING BALANCE	0.00	0.00		0.00	0.00
DIVIDENDS	0.29	0.00	0.00	0.89	0.00
INTEREST	0.00	0.00	0.00	5,159.36	0.00
SALES AND REDEMPTIONS	0.00	0.00	0.00	0.00	866,685.92
PAYMENTS AND WITHDRAWALS	0.29 -	0.00	0.00	5,160.25 -	0.00
PURCHASES	0.00	0.00	0.00	0.00	866,685.92 -
CLOSING BALANCE	0.00	0.00	0.00	0.00	0.00

The above cash transactions summary is provided for information purposes only and may not reflect actual taxable income or deductible expenses as reportable under the Internal Revenue Code.



BNY MELLON

The Bank of New York Mellon Trust Company, N.A.

Statement Period 08/01/2013 Through 08/31/2013

Account 112613

KCWA SER 2004A DEBT SERV RESRV

### Statement of Assets Held

Shares / Par Value	Asset Description	Market Price Average Cost	Market Value Cost	Accrued Income Est Annual Income	Market Yield
<b>CASH AND SHORT TERM</b>					
9,727.260	FIDELITY INSTL M MKT GOVT #57 CLASS 1 CUSIP: S99992780	1.00000	9,727.26	0.00	0.00%
220,013.000	UNITED STATES TREAS BILLS CUSIP: 912796AQ2 MATURITY DATE: 01/09/2014 RATE: 0.00%	99.98760 98.13495	219,985.72 215,909.64	0.97 0.00 8,028.31	3.64%
<b>Total CASH AND SHORT TERM</b>			<b>229,712.98</b>	<b>0.00</b>	<b>3.49%</b>
			<b>225,636.90</b>	<b>8,029.28</b>	

### ACCOUNT TOTALS

Total Market Value Plus Total Accrued Income 229,712.98

<b>229,712.98</b>	<b>0.00</b>	<b>3.49%</b>
<b>225,636.90</b>	<b>8,029.28</b>	

### Statement of Transactions

Transaction Date	Transaction Description	Income	Principal	Cost	Realized Gains/Losses
08/01/13	OPENING BALANCE	0.00	0.00	225,636.90	
08/02/13	Dividend FIDELITY INSTL M MKT GOVT #57 CLASS 1 DIVIDEND	0.29	0.00	0.00	0.00
08/02/13	Cash Debit TRANSFERRED TO ACCOUNT 112600 FF	0.29 -	0.00	0.00	0.00
08/02/13	DAILY ENDING BALANCE	0.00	0.00	225,636.90	0.00
08/31/13	CLOSING BALANCE	0.00	0.00	225,636.90	0.00

Cumulative realized capital gain and loss position from 12/31/2012 for securities held in principal of account:

Short Term: 0.00 \* Long Term: 0.00 \*

\* The above gain and loss position does not include transactions where tax cost information is incomplete or unavailable.

Cash and securities set forth on this Account Statement are held by The Bank of New York Mellon, an affiliate of The Bank of New York Mellon Trust Company, N.A. In addition, The Bank of New York Mellon Trust Company, N.A. may utilize subsidiaries and affiliates to provide services and certain products to the Account. Subsidiaries and affiliates may be compensated for their services and products.

The value of securities set forth on this Account Statement are obtained by The Bank of New York Mellon Trust Company, N.A., from its affiliate, The Bank of New York Mellon which determines such values for Global Corporate Trust on the basis of market prices and information obtained by The Bank of New York Mellon from unaffiliated third parties (including independent pricing vendors) ("third party pricing services"). The Bank of New York Mellon has not verified such market values or information and makes no assurances as to the accuracy or correctness of such market values or information or that the market values set forth on this Account Statement reflect the value of the securities that can be realized upon the sale of such securities. In addition, the market values for the securities set forth in this Account Statement may differ from the market prices and information for the same securities used by other business units of The Bank of New York Mellon Trust Company, N.A., The Bank of New York Mellon or their respective subsidiaries or affiliates based upon market prices and information received from other third party pricing services utilized by such other business units. Global Corporate Trust does not compare its market values with those used by, or reconcile different market values used by, other business units of The Bank of New York Mellon Trust Company, N.A., The Bank of New York Mellon or their respective subsidiaries or affiliates. Neither The Bank of New York Mellon Trust Company, N.A. nor The Bank of New York Mellon shall be liable for any loss, damage or expense incurred as a result of or arising from or related to the market values or information provided by third party pricing services or the differences in market prices or information provided by other third party pricing services.

97710  
1 P03 s 100.106



August 31, 2013



# Envelope Contents

Account Information	Number of Pages	Starting Page Number	Account Information	Number of Pages	Starting Page Number
KCWA SER 2001 REFUNDING TRUST AC 853021	2	1 of 12			
KCWA SER 2002 REFUNDING TRUST AC 853022	2	3 of 12			
KCWA SER 2012 DSR FUND 853023	2	5 of 12			
KCWA SER 2012 DEBT SERVICE FD 853024	2	7 of 12			
KCWA SER 2012 PJCT FD COI AC 853025	2	9 of 12			
KCWA DEBT SERVICE SAVINGS CIP 853026	2	11 of 12			

00017950 02 MB 0.937 02 TR 00218 XBNEF405 000000  
 KENT COUNTY WATER AUTHORITY  
 FINANCE DIRECTOR  
 1072 MAIN STREET  
 WEST WARWICK RI 02893

*This Page Intentionally Blank*





**BNY MELLON**

The Bank of New York Mellon Trust Company, N.A.

**KENT COUNTY WATER AUTHORITY  
FINANCE DIRECTOR  
1072 MAIN STREET  
WEST WARWICK RI 02893**

### Account Statement

Statement Period 08/01/2013 Through 08/31/2013

Account 853021  
KENT COUNTY WATER AUTHORITY  
GENERAL REFUNDING REVENUE BONDS  
2012 SERIES A

**ADMINISTRATIVE CONTACT: MATTHEW BERNIER**  
135 SANTILLI HIGHWAY AIM 026-0018  
EVERETT, MA 02149  
617-382-5218  
MATTHEW.BERNIER@BNYMELLON.COM

**ADMINISTRATIVE CONTACT: SUSAN CALISE**  
135 SANTILLI HIGHWAY AIM 026-0018  
EVERETT, MA 02149  
617-382-5217  
SUSAN.CALISE@BNYMELLON.COM

BNY Mellon has a team of professionals devoted exclusively to arbitrage compliance services for tax-exempt bond issuers and conduit borrowers. For additional information, please contact your Relationship Manager.

If you are interested in accessing your Account Statement on-line, please contact your Relationship Manager about our web-based INFORM product.

Visit us at [www.bnymellon.com](http://www.bnymellon.com)

### Summary of Assets Held

Asset Classification	Market Value	Cost	Accrued Income	Est Annual Income	Market Yield
No Assets Held					

### Summary of Cash Transactions

Transaction Category	Current Period			Year-to-Date	
	Income	Principal	Realized Gains/Losses	Income	Principal
OPENING BALANCE	0.00	0.00		0.00	0.00
CLOSING BALANCE	0.00	0.00	0.00	0.00	0.00

The above cash transactions summary is provided for information purposes only and may not reflect actual taxable income or deductible expenses as reportable under the Internal Revenue Code.

01/990 XBINER-405 017453

9 2710 m 1 PD3 s 100.108



**BNY MELLON**

The Bank of New York Mellon Trust Company, N.A.

Statement Period 08/01/2013 Through 08/31/2013

Account 853021

KCWA SER 2001 REFUNDING TRUST AC

Cash and securities set forth on this Account Statement are held by The Bank of New York Mellon, an affiliate of The Bank of New York Mellon Trust Company, N.A. In addition, The Bank of New York Mellon Trust Company, N.A. may utilize subsidiaries and affiliates to provide services and certain products to the Account. Subsidiaries and affiliates may be compensated for their services and products.

The value of securities set forth on this Account Statement are obtained by The Bank of New York Mellon Trust Company, N.A., from its affiliate, The Bank of New York Mellon which determines such values for Global Corporate Trust on the basis of market prices and information obtained by The Bank of New York Mellon from unaffiliated third parties (including independent pricing vendors) ("third party pricing services"). The Bank of New York Mellon has not verified such market values or information and makes no assurances as to the accuracy or correctness of such market values or information or that the market values set forth on this Account Statement reflect the value of the securities that can be realized upon the sale of such securities. In addition, the market values for the securities set forth in this Account Statement may differ from the market prices and information for the same securities used by other business units of The Bank of New York Mellon Trust Company, N.A., The Bank of New York Mellon or their respective subsidiaries or affiliates based upon market prices and information received from other third party pricing services utilized by such other business units. Global Corporate Trust does not compare its market values with those used by, or reconcile different market values used by, other business units of The Bank of New York Mellon Trust Company, N.A., The Bank of New York Mellon or their respective subsidiaries or affiliates. Neither The Bank of New York Mellon Trust Company, N.A. nor The Bank of New York Mellon shall be liable for any loss, damage or expense incurred as a result of or arising from or related to the market values or information provided by third party pricing services or the differences in market prices or information provided by other third party pricing services.

97710  
1 P03 s 100.108



**BNY MELLON**

The Bank of New York Mellon Trust Company, N.A.

**KENT COUNTY WATER AUTHORITY  
FINANCE DIRECTOR  
1072 MAIN STREET  
WEST WARWICK RI 02893**

### Account Statement

Statement Period 08/01/2013 Through 08/31/2013

Account 853022  
KENT COUNTY WATER AUTHORITY  
GENERAL REFUNDING REVENUE BONDS  
2012 SERIES A

**ADMINISTRATIVE CONTACT: MATTHEW BERNIER**  
135 SANTILLI HIGHWAY AIM 026-0018  
EVERETT, MA 02149  
617-382-5218  
MATTHEW.BERNIER@BNYMELLON.COM

**ADMINISTRATIVE CONTACT: SUSAN CALISE**  
135 SANTILLI HIGHWAY AIM 026-0018  
EVERETT, MA 02149  
617-382-5217  
SUSAN.CALISE@BNYMELLON.COM

BNY Mellon has a team of professionals devoted exclusively to arbitrage compliance services for tax-exempt bond issuers and conduit borrowers. For additional information, please contact your Relationship Manager.

If you are interested in accessing your Account Statement on-line, please contact your Relationship Manager about our web-based INFORM product.

Visit us at [www.bnymellon.com](http://www.bnymellon.com)

### Summary of Assets Held

Asset Classification	Market Value	Cost	Accrued Income	Est Annual Income	Market Yield
No Assets Held					

### Summary of Cash Transactions

Transaction Category	Current Period			Year-to-Date	
	Income	Principal	Realized Gains/Losses	Income	Principal
OPENING BALANCE	0.00	0.00		0.00	0.00
CLOSING BALANCE	0.00	0.00	0.00	0.00	0.00

The above cash transactions summary is provided for information purposes only and may not reflect actual taxable income or deductible expenses as reportable under the Internal Revenue Code.

011530 AGNEP#03 01/434

0 97710 m 1P03 s 100.109



BNY MELLON

The Bank of New York Mellon Trust Company, N.A.

Statement Period 08/01/2013 Through 08/31/2013

Account 853022

KCWA SER 2002 REFUNDING TRUST AC

Cash and securities set forth on this Account Statement are held by The Bank of New York Mellon, an affiliate of The Bank of New York Mellon Trust Company, N.A. In addition, The Bank of New York Mellon Trust Company, N.A. may utilize subsidiaries and affiliates to provide services and certain products to the Account. Subsidiaries and affiliates may be compensated for their services and products.

The value of securities set forth on this Account Statement are obtained by The Bank of New York Mellon Trust Company, N.A., from its affiliate, The Bank of New York Mellon which determines such values for Global Corporate Trust on the basis of market prices and information obtained by The Bank of New York Mellon from unaffiliated third parties (including independent pricing vendors) ("third party pricing services"). The Bank of New York Mellon has not verified such market values or information and makes no assurances as to the accuracy or correctness of such market values or information or that the market values set forth on this Account Statement reflect the value of the securities that can be realized upon the sale of such securities. In addition, the market values for the securities set forth in this Account Statement may differ from the market prices and information for the same securities used by other business units of The Bank of New York Mellon Trust Company, N.A., The Bank of New York Mellon or their respective subsidiaries or affiliates based upon market prices and information received from other third party pricing services utilized by such other business units. Global Corporate Trust does not compare its market values with those used by, or reconcile different market values used by, other business units of The Bank of New York Mellon Trust Company, N.A., The Bank of New York Mellon or their respective subsidiaries or affiliates. Neither The Bank of New York Mellon Trust Company, N.A. nor The Bank of New York Mellon shall be liable for any loss, damage or expense incurred as a result of or arising from or related to the market values or information provided by third party pricing services or the differences in market prices or information provided by other third party pricing services.

97710  
1 PD3 s 100.109



BNY MELLON

The Bank of New York Mellon Trust Company, N.A.

KENT COUNTY WATER AUTHORITY  
FINANCE DIRECTOR  
1072 MAIN STREET  
WEST WARWICK RI 02893

### Account Statement

Statement Period 08/01/2013 Through 08/31/2013

Account 853023  
KENT COUNTY WATER AUTHORITY  
GENERAL REFUNDING REVENUE BONDS  
2012 SERIES A

BNY Mellon has a team of professionals devoted exclusively to arbitrage compliance services for tax-exempt bond issuers and conduit borrowers. For additional information, please contact your Relationship Manager.

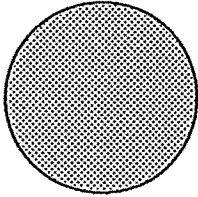
If you are interested in accessing your Account Statement on-line, please contact your Relationship Manager about our web-based INFORM product.

Visit us at [www.bnymellon.com](http://www.bnymellon.com)

ADMINISTRATIVE CONTACT: MATTHEW BERNIER  
135 SANTILLI HIGHWAY AIM 026-0018  
EVERETT, MA 02149  
617-382-5218  
MATTHEW.BERNIER@BNYMELLON.COM

ADMINISTRATIVE CONTACT: SUSAN CALISE  
135 SANTILLI HIGHWAY AIM 026-0018  
EVERETT, MA 02149  
617-382-5217  
SUSAN.CALISE@BNYMELLON.COM

### Account Overview



Percent of all Investments	Asset Classification	Market Value
100% ☉	CASH AND SHORT TERM	1,774,531.58
100%	TOTAL OF ALL INVESTMENTS	1,774,531.58

### Summary of Assets Held

Asset Classification	Market Value	Cost	Accrued Income	Est Annual Income	Market Yield
CASH AND SHORT TERM	1,774,531.58	1,754,467.57	0.00	39,587.58	2.23%
ACCOUNT TOTALS	1,774,531.58	1,754,467.57	0.00	39,587.58	2.23%

### Summary of Cash Transactions

Transaction Category	Current Period			Year-to-Date	
	Income	Principal	Realized Gains/Losses	Income	Principal
OPENING BALANCE	0.00	0.00		0.00	0.00
DIVIDENDS	6.97	0.00	0.00	46.89	0.00
INTEREST	0.00	0.00	0.00	25,396.31	0.00
SALES AND REDEMPTIONS	0.00	0.00	0.00	0.00	4,266,155.27
OTHER CASH ADDITIONS	0.00	6.97	0.00	0.00	25,443.38
OTHER CASH RECEIPTS	0.00	0.00	0.00	0.18	0.00
PAYMENTS AND WITHDRAWALS	6.97 -	0.00	0.00	25,443.38 -	0.18 -
PURCHASES	0.00	6.97 -	0.00	0.00	4,291,598.47 -
CLOSING BALANCE	0.00	0.00	0.00	0.00	0.00

The above cash transactions summary is provided for information purposes only and may not reflect actual taxable income or deductible expenses as reportable under the Internal Revenue Code.

01/19/10 XBNIER4UB 01/455

9710 M 1 P03 s 100.110



BNY MELLON

The Bank of New York Mellon Trust Company, N.A.

Statement Period 08/01/2013 Through 08/31/2013

Account 853023

KCWA SER 2012 DSR FUND

### Statement of Assets Held

Shares / Par Value	Asset Description	Market Price Average Cost	Market Value Cost	Accrued Income Est Annual Income	Market Yield
<b>CASH AND SHORT TERM</b>					
691,678.870	FIDELITY INSTL M MKT GOVT #57 CLASS 1 CUSIP: S99992780	1.00000	691,678.87	0.00	0.01%
1,082,987.000	UNITED STATES TREAS BILLS CUSIP: 912796AQ2 MATURITY DATE: 01/09/2014 RATE: 0.00%	99.98760 98.13495	691,678.87 1,082,852.71 1,062,788.70	69.17 0.00 39,518.41	3.64%
<b>Total CASH AND SHORT TERM</b>			<b>1,774,531.58</b>	<b>0.00</b>	<b>2.23%</b>
			<b>1,754,467.57</b>	<b>39,587.58</b>	

### ACCOUNT TOTALS

1,774,531.58      0.00      2.23%  
 1,754,467.57      39,587.58

Total Market Value Plus Total Accrued Income 1,774,531.58

### Statement of Transactions

Transaction Date	Transaction Description	Income	Principal	Cost	Realized Gains/Losses
08/01/13	OPENING BALANCE	0.00	0.00	1,754,460.60	
08/02/13	Purchase FIDELITY INSTL M MKT GOVT #57 CLASS 1 6.97 SHARES	0.00	6.97 -	6.97	0.00
08/02/13	Dividend FIDELITY INSTL M MKT GOVT #57 CLASS 1 DIVIDEND	6.97	0.00	0.00	0.00
08/02/13	Cash Debit TRANSFERRED TO ACCOUNT 853023 FF	6.97 -	0.00	0.00	0.00
08/02/13	Cash Credit TRANSFERRED FROM ACCOUNT 853023 FF	0.00	6.97	0.00	0.00
08/02/13	DAILY ENDING BALANCE	0.00	0.00	1,754,467.57	0.00
08/31/13	CLOSING BALANCE	0.00	0.00	1,754,467.57	0.00

Cumulative realized capital gain and loss position from 12/31/2012 for securities held in principal of account:

Short Term: 0.00 \*      Long Term: 0.00 \*

\* The above gain and loss position does not include transactions where tax cost information is incomplete or unavailable.

Cash and securities set forth on this Account Statement are held by The Bank of New York Mellon, an affiliate of The Bank of New York Mellon Trust Company, N.A. In addition, The Bank of New York Mellon Trust Company, N.A. may utilize subsidiaries and affiliates to provide services and certain products to the Account. Subsidiaries and affiliates may be compensated for their services and products.

The value of securities set forth on this Account Statement are obtained by The Bank of New York Mellon Trust Company, N.A., from its affiliate, The Bank of New York Mellon which determines such values for Global Corporate Trust on the basis of market prices and information obtained by The Bank of New York Mellon from unaffiliated third parties (including independent pricing vendors) ("third party pricing services"). The Bank of New York Mellon has not verified such market values or information and makes no assurances as to the accuracy or correctness of such market values or information or that the market values set forth on this Account Statement reflect the value of the securities that can be realized upon the sale of such securities. In addition, the market values for the securities set forth in this Account Statement may differ from the market prices and information for the same securities used by other business units of The Bank of New York Mellon Trust Company, N.A., The Bank of New York Mellon or their respective subsidiaries or affiliates based upon market prices and information received from other third party pricing services utilized by such other business units. Global Corporate Trust does not compare its market values with those used by, or reconcile different market values used by, other business units of The Bank of New York Mellon Trust Company, N.A., The Bank of New York Mellon or their respective subsidiaries or affiliates. Neither The Bank of New York Mellon Trust Company, N.A. nor The Bank of New York Mellon shall be liable for any loss, damage or expense incurred as a result of or arising from or related to the market values or information provided by third party pricing services or the differences in market prices or information provided by other third party pricing services.



BNY MELLON

The Bank of New York Mellon Trust Company, N.A.

KENT COUNTY WATER AUTHORITY  
FINANCE DIRECTOR  
1072 MAIN STREET  
WEST WARWICK RI 02893

### Account Statement

Statement Period 08/01/2013 Through 08/31/2013

Account 853024  
KENT COUNTY WATER AUTHORITY  
GENERAL REFUNDING REVENUE BONDS  
2012 SERIES A

ADMINISTRATIVE CONTACT: MATTHEW BERNIER  
135 SANTILLI HIGHWAY AIM 026-0018  
EVERETT, MA 02149  
617-382-5218  
MATTHEW.BERNIER@BNYMELLON.COM


ADMINISTRATIVE CONTACT: SUSAN CALISE  
135 SANTILLI HIGHWAY AIM 026-0018  
EVERETT, MA 02149  
617-382-5217  
SUSAN.CALISE@BNYMELLON.COM

BNY Mellon has a team of professionals devoted exclusively to arbitrage compliance services for tax-exempt bond issuers and conduit borrowers. For additional information, please contact your Relationship Manager.

If you are interested in accessing your Account Statement on-line, please contact your Relationship Manager about our web-based INFORM product.

Visit us at [www.bnymellon.com](http://www.bnymellon.com)

### Account Overview



Percent of all Investments	Asset Classification	Market Value
100%	CASH AND SHORT TERM	362,262.84
100%	TOTAL OF ALL INVESTMENTS	362,262.84

### Summary of Assets Held

Asset Classification	Market Value	Cost	Accrued Income	Est Annual Income	Market Yield
CASH AND SHORT TERM	362,262.84	362,262.84	0.00	36.23	0.01%
ACCOUNT TOTALS	362,262.84	362,262.84	0.00	36.23	0.01%

### Summary of Cash Transactions

Transaction Category	Current Period			Year-to-Date	
	Income	Principal	Realized Gains/Losses	Income	Principal
OPENING BALANCE	0.00	0.00		0.00	0.00
DIVIDENDS	6.93	0.00	0.00	73.72	0.00
SALES AND REDEMPTIONS	0.00	0.00	0.00	0.00	2,169,581.12
OTHER CASH ADDITIONS	0.00	181,381.93	0.00	0.00	1,447,037.81
OTHER CASH RECEIPTS	0.00	0.00	0.00	0.29	0.00
PAYMENTS AND WITHDRAWALS	6.93 -	0.00	0.00	74.01 -	2,169,581.12 -
PURCHASES	0.00	181,381.93 -	0.00	0.00	1,447,037.81 -
CLOSING BALANCE	0.00	0.00	0.00	0.00	0.00

The above cash transactions summary is provided for information purposes only and may not reflect actual taxable income or deductible expenses as reportable under the Internal Revenue Code.



BNY MELLON

The Bank of New York Mellon Trust Company, N.A.

Statement Period 08/01/2013 Through 08/31/2013

Account 853024

KCWA SER 2012 DEBT SERVICE FD

### Statement of Assets Held

Shares / Par Value	Asset Description	Market Price Average Cost	Market Value Cost	Accrued Income Est Annual Income	Market Yield
<b>CASH AND SHORT TERM</b>					
362,262.840	FIDELITY INSTL M MKT GOVT #57 CLASS 1 CUSIP: S99992780	1.00000 1.00000	362,262.84 362,262.84	0.00 36.23	0.01% 0.01%
<b>Total CASH AND SHORT TERM</b>			<b>362,262.84</b>	<b>36.23</b>	
<b>ACCOUNT TOTALS</b>			<b>362,262.84</b>	<b>0.00</b>	<b>0.01%</b>
Total Market Value Plus Total Accrued Income 362,262.84					

### Statement of Transactions

Transaction Date	Transaction Description	Income	Principal	Cost	Realized Gains/Losses
08/01/13	OPENING BALANCE	0.00	0.00	180,880.91	
08/02/13	Purchase FIDELITY INSTL M MKT GOVT #57 CLASS 1 6.93 SHARES	0.00	6.93 -	6.93	0.00
08/02/13	Dividend FIDELITY INSTL M MKT GOVT #57 CLASS 1 DIVIDEND	6.93	0.00	0.00	0.00
08/02/13	Cash Debit TRANSFERRED TO ACCOUNT 853024 FF	6.93 -	0.00	0.00	0.00
08/02/13	Cash Credit TRANSFERRED FROM ACCOUNT 853024 FF	0.00	6.93	0.00	0.00
08/02/13	DAILY ENDING BALANCE	0.00	0.00	180,887.84	0.00
08/29/13	Purchase FIDELITY INSTL M MKT GOVT #57 CLASS 1 181,375.00 SHARES	0.00	181,375.00 -	181,375.00	0.00
08/29/13	Cash Credit MONTHLY DEPOSIT FROM REVENUE A/C 112600 OF FUNDS NECESSARY TO COVER MONTHLY LOAN PAYMENT OBLIGATION ON SERIES 2012 BONDS TRNIIJ1308293375200	0.00	180,798.40	0.00	0.00
08/29/13	Cash Credit TRF FROM A/C 112600 TO A/C 853024 OF FUNDS REPRESENTING UNDERPAYMENT FOR MONTHLY DEPOSIT JUNE 2013 TRNIIJ1308293375400	0.00	576.60	0.00	0.00
08/29/13	DAILY ENDING BALANCE	0.00	0.00	362,262.84	0.00
08/31/13	CLOSING BALANCE	0.00	0.00	362,262.84	0.00

Cumulative realized capital gain and loss position from 12/31/2012 for securities held in principal of account:

Short Term: 0.00 \* Long Term: 0.00 \*

\* The above gain and loss position does not include transactions where tax cost information is incomplete or unavailable.

Cash and securities set forth on this Account Statement are held by The Bank of New York Mellon, an affiliate of The Bank of New York Mellon Trust Company, N.A. In addition, The Bank of New York Mellon Trust Company, N.A. may utilize subsidiaries and affiliates to provide services and certain products to the Account. Subsidiaries and affiliates may be compensated for their services and products.

The value of securities set forth on this Account Statement are obtained by The Bank of New York Mellon Trust Company, N.A., from its affiliate, The Bank of New York Mellon which determines such values for Global Corporate Trust on the basis of market prices and information obtained by The Bank of New York Mellon from unaffiliated third parties (including independent pricing vendors) ("third party pricing services"). The Bank of New York Mellon has not verified such market values or information and makes no assurances as to the accuracy or correctness of such market values or information or that the market values set forth on this Account Statement reflect the value of the securities that can be realized upon the sale of such securities. In addition, the market values for the securities set forth in this Account Statement may differ from the market prices and information for the same securities used by other business units of The Bank of New York Mellon Trust Company, N.A., The Bank of New York Mellon or their respective subsidiaries or affiliates based upon market prices and information received from other third party pricing services utilized by such other business units. Global Corporate Trust does not compare its market values with those used by, or reconcile different market values used by, other business units of The Bank of New York Mellon Trust Company, N.A., The Bank of New York Mellon or their respective subsidiaries or affiliates. Neither The Bank of New York Mellon Trust Company, N.A. nor The Bank of New York Mellon shall be liable for any loss, damage or expense incurred as a result of or arising from or related to the market values or information provided by third party pricing services or the differences in market prices or information provided by other third party pricing services.





BNY MELLON

The Bank of New York Mellon Trust Company, N.A.

KENT COUNTY WATER AUTHORITY  
FINANCE DIRECTOR  
1072 MAIN STREET  
WEST WARWICK RI 02893

### Account Statement

Statement Period 08/01/2013 Through 08/31/2013

Account 853025  
KENT COUNTY WATER AUTHORITY  
GENERAL REFUNDING REVENUE BONDS  
2012 SERIES A.

ADMINISTRATIVE CONTACT: MATTHEW BERNIER  
135 SANTILLI HIGHWAY AIM 026-0018  
EVERETT, MA 02149  
617-382-5218  
MATTHEW.BERNIER@BNYMELLON.COM


ADMINISTRATIVE CONTACT: SUSAN CALISE  
135 SANTILLI HIGHWAY AIM 026-0018  
EVERETT, MA 02149  
617-382-5217  
SUSAN.CALISE@BNYMELLON.COM

BNY Mellon has a team of professionals devoted exclusively to arbitrage compliance services for tax-exempt bond issuers and conduit borrowers. For additional information, please contact your Relationship Manager.

If you are interested in accessing your Account Statement on-line, please contact your Relationship Manager about our web-based INFORM product.

Visit us at [www.bnymellon.com](http://www.bnymellon.com)

### Account Overview



Percent of all Investments	Asset Classification	Market Value
100%	CASH AND SHORT TERM	2,467,854.03
100%	TOTAL OF ALL INVESTMENTS	2,467,854.03

### Summary of Assets Held

Asset Classification	Market Value	Cost	Accrued Income	Est Annual Income	Market Yield
CASH AND SHORT TERM	2,467,854.03	2,467,854.03	0.00	246.79	0.01%
ACCOUNT TOTALS	2,467,854.03	2,467,854.03	0.00	246.79	0.01%

### Summary of Cash Transactions

Transaction Category	Current Period			Year-to-Date	
	Income	Principal	Realized Gains/Losses	Income	Principal
OPENING BALANCE	0.00	0.00		0.00	0.00
DIVIDENDS	21.13	0.00	0.00	226.13	0.00
SALES AND REDEMPTIONS	0.00	30,478.00	0.00	0.00	2,174,992.12
OTHER CASH ADDITIONS	0.00	21.13	0.00	0.00	227.40
OTHER CASH RECEIPTS	0.00	0.00	0.00	1.27	0.00
PAYMENTS AND WITHDRAWALS	21.13 -	30,478.00 -	0.00	227.40 -	2,175,018.11 -
PURCHASES	0.00	21.13 -	0.00	0.00	201.41 -
CLOSING BALANCE	0.00	0.00	0.00	0.00	0.00

The above cash transactions summary is provided for information purposes only and may not reflect actual taxable income or deductible expenses as reportable under the Internal Revenue Code.

5  
97710  
M  
1 PD3 s 100.112



BNY MELLON

The Bank of New York Mellon Trust Company, N.A.

Statement Period 08/01/2013 Through 08/31/2013

Account 853025

KCWA SER 2012 PJCT FD COI AC

### Statement of Assets Held

Shares / Par Value	Asset Description	Market Price Average Cost	Market Value Cost	Accrued Income Est Annual Income	Market Yield
<b>CASH AND SHORT TERM</b>					
2,467,854.030	FIDELITY INSTL M MKT GOVT #57 CLASS 1	1.00000	2,467,854.03	0.00	0.01%
	CUSIP: S99992780	1.00000	2,467,854.03	246.79	
<b>Total CASH AND SHORT TERM</b>			<b>2,467,854.03</b>	<b>0.00</b>	<b>0.01%</b>
			2,467,854.03	246.79	
<b>ACCOUNT TOTALS</b>			<b>2,467,854.03</b>	<b>0.00</b>	<b>0.01%</b>
Total Market Value Plus Total Accrued Income 2,467,854.03			2,467,854.03	246.79	

### Statement of Transactions

Transaction Date	Transaction Description	Income	Principal	Cost	Realized Gains/Losses
08/01/13	OPENING BALANCE	0.00	0.00	2,498,310.90	
08/02/13	Purchase FIDELITY INSTL M MKT GOVT #57 CLASS 1 21.13 SHARES	0.00	21.13 -	21.13	0.00
08/02/13	Dividend FIDELITY INSTL M MKT GOVT #57 CLASS 1 DIVIDEND	21.13	0.00	0.00	0.00
08/02/13	Cash Debit TRANSFERRED TO ACCOUNT 853025 FF	21.13 -	0.00	0.00	0.00
08/02/13	Cash Credit TRANSFERRED FROM ACCOUNT 853025 FF	0.00	21.13	0.00	0.00
08/02/13	DAILY ENDING BALANCE	0.00	0.00	2,498,332.03	0.00
08/08/13	Sale FIDELITY INSTL M MKT GOVT #57 CLASS 1 30,478.00 SHARES	0.00	30,478.00	30,478.00 -	0.00
08/08/13	Cash Debit BANK OF AMERICA N.A, RI ABA: 011500010 728018921 KCWA GENERAL FUND WIRE TO KCWA PER REQ DATED 8/7/13. RE: IRS ARBITRAGE REBATE PAYMENT. TRNDSP1308083156800	0.00	30,478.00 -	0.00	0.00
08/08/13	DAILY ENDING BALANCE	0.00	0.00	2,467,854.03	0.00
08/31/13	CLOSING BALANCE	0.00	0.00	2,467,854.03	0.00

Cumulative realized capital gain and loss position from 12/31/2012 for securities held in principal of account:

Short Term: 0.00 \* Long Term: 0.00 \*

\* The above gain and loss position does not include transactions where tax cost information is incomplete or unavailable.

Cash and securities set forth on this Account Statement are held by The Bank of New York Mellon, an affiliate of The Bank of New York Mellon Trust Company, N.A. In addition, The Bank of New York Mellon Trust Company, N.A. may utilize subsidiaries and affiliates to provide services and certain products to the Account. Subsidiaries and affiliates may be compensated for their services and products.

The value of securities set forth on this Account Statement are obtained by The Bank of New York Mellon Trust Company, N.A., from its affiliate, The Bank of New York Mellon which determines such values for Global Corporate Trust on the basis of market prices and information obtained by The Bank of New York Mellon from unaffiliated third parties (including independent pricing vendors) ("third party pricing services"). The Bank of New York Mellon has not verified such market values or information and makes no assurances as to the accuracy or correctness of such market values or information or that the market values set forth on this Account Statement reflect the value of the securities that can be realized upon the sale of such securities. In addition, the market values for the securities set forth in this Account Statement may differ from the market prices and information for the same securities used by other business units of The Bank of New York Mellon Trust Company, N.A., The Bank of New York Mellon or their respective subsidiaries or affiliates based upon market prices and information received from other third party pricing services utilized by such other business units. Global Corporate Trust does not compare its market values with those used by, or reconcile different market values used by, other business units of The Bank of New York Mellon Trust Company, N.A., The Bank of New York Mellon or their respective subsidiaries or affiliates. Neither The Bank of New York Mellon Trust Company, N.A. nor The Bank of New York Mellon shall be liable for any loss, damage or expense incurred as a result of or arising from or related to the market values or information provided by third party pricing services or the differences in market prices or information provided by other third party pricing services.

9710  
1P03 s 100112



BNY MELLON

The Bank of New York Mellon Trust Company, N.A.

KENT COUNTY WATER AUTHORITY  
FINANCE DIRECTOR  
1072 MAIN STREET  
WEST WARWICK RI 02893

### Account Statement

Statement Period 08/01/2013 Through 08/31/2013

Account 853026  
KENT COUNTY WATER AUTHORITY  
GENERAL REFUNDING REVENUE BONDS  
DEBT SERVICE SAVINGS ACCOUNT FOR CIP

ADMINISTRATIVE CONTACT: MATTHEW BERNIER  
135 SANTILLI HIGHWAY AIM 026-0018  
EVERETT, MA 02149  
617-382-5218  
MATTHEW.BERNIER@BNYMELLON.COM


ADMINISTRATIVE CONTACT: SUSAN CALISE  
135 SANTILLI HIGHWAY AIM 026-0018  
EVERETT, MA 02149  
617-382-5217  
SUSAN.CALISE@BNYMELLON.COM

BNY Mellon has a team of professionals devoted exclusively to arbitrage compliance services for tax-exempt bond issuers and conduit borrowers. For additional information, please contact your Relationship Manager.

If you are interested in accessing your Account Statement on-line, please contact your Relationship Manager about our web-based INFORM product.

Visit us at [www.bnymellon.com](http://www.bnymellon.com)

### Account Overview



Percent of all Investments	Asset Classification	Market Value
100% <sup>⊕</sup>	CASH AND SHORT TERM	362,898.15
100%	TOTAL OF ALL INVESTMENTS	362,898.15

### Summary of Assets Held

Asset Classification	Market Value	Cost	Accrued Income	Est Annual Income	Market Yield
CASH AND SHORT TERM	362,898.15	362,898.15	0.00	36.29	0.01%
ACCOUNT TOTALS	362,898.15	362,898.15	0.00	36.29	0.01%

### Summary of Cash Transactions

Transaction Category	Current Period			Year-to-Date	
	Income	Principal	Realized Gains/Losses	Income	Principal
OPENING BALANCE	0.00	0.00		0.00	0.00
DIVIDENDS	1.96	0.00	0.00	2.15	0.00
OTHER CASH ADDITIONS	0.00	45,363.96	0.00	0.00	362,898.15
PAYMENTS AND WITHDRAWALS	1.96 -	0.00	0.00	2.15 -	0.00
PURCHASES	0.00	45,363.96 -	0.00	0.00	362,898.15 -
CLOSING BALANCE	0.00	0.00	0.00	0.00	0.00

The above cash transactions summary is provided for information purposes only and may not reflect actual taxable income or deductible expenses as reportable under the Internal Revenue Code.

017950 XBINEF405 01745B

C 92710 M 1 PDS s 100.113

**Statement of Assets Held**

Shares / Par Value	Asset Description	Market Price Average Cost	Market Value Cost	Accrued Income Est Annual Income	Market Yield
<b>CASH AND SHORT TERM</b>					
362,898.150	FIDELITY INSTL M MKT GOVT #57 CLASS 1	1.00000	362,898.15	0.00	0.01%
	CUSIP: S99992780	1.00000	362,898.15	36.29	
<b>Total CASH AND SHORT TERM</b>			<b>362,898.15</b>	<b>0.00</b>	<b>0.01%</b>
			<b>362,898.15</b>	<b>36.29</b>	
<b>ACCOUNT TOTALS</b>			<b>362,898.15</b>	<b>0.00</b>	<b>0.01%</b>
			<b>362,898.15</b>	<b>36.29</b>	
Total Market Value Plus Total Accrued Income 362,898.15					

**Statement of Transactions**

Transaction Date	Transaction Description	Income	Principal	Cost	Realized Gains/Losses
08/01/13	OPENING BALANCE	0.00	0.00	317,534.19	
08/02/13	Purchase FIDELITY INSTL M MKT GOVT #57 CLASS 1 1.96 SHARES	0.00	1.96 -	1.96	0.00
08/02/13	Dividend FIDELITY INSTL M MKT GOVT #57 CLASS 1 DIVIDEND	1.96	0.00	0.00	0.00
08/02/13	Cash Debit TRANSFERRED TO ACCOUNT 853026 FF	1.96 -	0.00	0.00	0.00
08/02/13	Cash Credit TRANSFERRED FROM ACCOUNT 853026 FF	0.00	1.96	0.00	0.00
08/02/13	DAILY ENDING BALANCE	0.00	0.00	317,536.15	0.00
08/29/13	Purchase FIDELITY INSTL M MKT GOVT #57 CLASS 1 45,362.00 SHARES	0.00	45,362.00 -	45,362.00	0.00
08/29/13	Cash Credit MONTHLY DEPOSIT FROM REVENUE A/C 112600 OF FUNDS NECESSARY TO COVER MONTHLY LOAN PAYMENT OBLIGATION ON SERIES 2012 BONDS TRNIIJ1308293375600	0.00	45,362.00	0.00	0.00
08/29/13	DAILY ENDING BALANCE	0.00	0.00	362,898.15	0.00
08/31/13	CLOSING BALANCE	0.00	0.00	362,898.15	0.00

Cumulative realized capital gain and loss position from 12/31/2012 for securities held in principal of account:

Short Term: 0.00 \* Long Term: 0.00 \*

\* The above gain and loss position does not include transactions where tax cost information is incomplete or unavailable.

Cash and securities set forth on this Account Statement are held by The Bank of New York Mellon, an affiliate of The Bank of New York Mellon Trust Company, N.A. In addition, The Bank of New York Mellon Trust Company, N.A. may utilize subsidiaries and affiliates to provide services and certain products to the Account. Subsidiaries and affiliates may be compensated for their services and products.

The value of securities set forth on this Account Statement are obtained by The Bank of New York Mellon Trust Company, N.A., from its affiliate, The Bank of New York Mellon which determines such values for Global Corporate Trust on the basis of market prices and information obtained by The Bank of New York Mellon from unaffiliated third parties (including independent pricing vendors) ("third party pricing services"). The Bank of New York Mellon has not verified such market values or information and makes no assurances as to the accuracy or correctness of such market values or information or that the market values set forth on this Account Statement reflect the value of the securities that can be realized upon the sale of such securities. In addition, the market values for the securities set forth in this Account Statement may differ from the market prices and information for the same securities used by other business units of The Bank of New York Mellon Trust Company, N.A., The Bank of New York Mellon or their respective subsidiaries or affiliates based upon market prices and information received from other third party pricing services utilized by such other business units. Global Corporate Trust does not compare its market values with those used by, or reconcile different market values used by, other business units of The Bank of New York Mellon Trust Company, N.A., The Bank of New York Mellon or their respective subsidiaries or affiliates. Neither The Bank of New York Mellon Trust Company, N.A. nor The Bank of New York Mellon shall be liable for any loss, damage or expense incurred as a result of or arising from or related to the market values or information provided by third party pricing services or the differences in market prices or information provided by other third party pricing services.



*This Page Intentionally Blank*



BNY MELLON

The Bank of New York Mellon Trust Company, N.A.

KENT COUNTY WATER AUTHORITY  
FINANCE DIRECTOR  
1072 MAIN ST  
WEST WARWICK RI 02893-3724

### Account Statement

Statement Period 07/01/2013 Through 07/31/2013

Account 112600  
KCWA GENERAL REVENUE ACCOUNT

BNY Mellon has a team of professionals devoted exclusively to arbitrage compliance services for tax-exempt bond issuers and conduit borrowers. For additional information, please contact your Relationship Manager.


If you are interested in accessing your Account Statement on-line, please contact your Relationship Manager about our web-based INFORM product.

Visit us at [www.bnymellon.com](http://www.bnymellon.com)

ADMINISTRATIVE CONTACT: MATTHEW BERNIER  
135 SANTILLI HIGHWAY AIM 026-0018  
EVERETT, MA 02149  
617-382-5218  
MATTHEW.BERNIER@BNYMELLON.COM

ADMINISTRATIVE CONTACT: SUSAN CALISE  
135 SANTILLI HIGHWAY AIM 026-0018  
EVERETT, MA 02149  
617-382-5217  
SUSAN.CALISE@BNYMELLON.COM

### Account Overview



Percent of all Investments	Asset Classification	Market Value
100%	CASH AND SHORT TERM	1,785,043.39
100%	TOTAL OF ALL INVESTMENTS	1,785,043.39

### Summary of Assets Held

Asset Classification	Market Value	Cost	Accrued Income	Est Annual Income	Market Yield
CASH AND SHORT TERM	1,785,043.39	1,785,043.39	0.00	178.50	0.00%
ACCOUNT TOTALS	1,785,043.39	1,785,043.39	0.00	178.50	0.00%

### Summary of Cash Transactions

Transaction Category	Current Period			Year-to-Date	
	Income	Principal	Realized Gains/Losses	Income	Principal
OPENING BALANCE	0.00	0.00		0.00	0.00
DIVIDENDS	13.57	0.00	0.00	106.14	0.00
SALES AND REDEMPTIONS	0.00	1,452,156.33	0.00	0.00	9,963,718.81
OTHER CASH ADDITIONS	0.00	2,129,394.88	0.00	0.00	11,889,290.52
OTHER CASH RECEIPTS	0.00	0.00	0.00	0.58	0.00
PAYMENTS AND WITHDRAWALS	13.57 -	1,802,006.31 -	0.00	106.72 -	12,215,299.51 -
PURCHASES	0.00	1,779,544.90 -	0.00	0.00	9,637,709.82 -
CLOSING BALANCE	0.00	0.00	0.00	0.00	0.00

The above cash transactions summary is provided for information purposes only and may not reflect actual taxable income or deductible expenses as reportable under the Internal Revenue Code.

5  
97710  
M  
1P03  
S 101979



BNY MELLON

The Bank of New York Mellon Trust Company, N.A.

Statement Period 07/01/2013 Through 07/31/2013

Account 112600

KCWA GENERAL REVENUE ACCOUNT

### Statement of Assets Held

Shares / Par Value	Asset Description	Market Price Average Cost	Market Value Cost	Accrued Income Est Annual Income	Market Yield
<b>CASH AND SHORT TERM</b>					
1,785,043.390	FIDELITY INSTL M MKT GOVT #57 CLASS 1	1.00000	1,785,043.39	0.00	0.00%
	CUSIP: S99992780	1.00000	1,785,043.39	178.50	
<b>Total CASH AND-SHORT TERM</b>			<b>1,785,043.39</b>	<b>0.00</b>	<b>0.00%</b>
			1,785,043.39	178.50	
<b>ACCOUNT TOTALS</b>					
			<b>1,785,043.39</b>	<b>0.00</b>	<b>0.00%</b>
Total Market Value Plus Total Accrued Income 1,785,043.39			1,785,043.39	178.50	

### Statement of Transactions

Transaction Date	Transaction Description	Income	Principal	Cost	Realized Gains/Losses
07/01/13	OPENING BALANCE	0.00	0.00	1,457,654.82	
07/02/13	Purchase FIDELITY INSTL M MKT GOVT #57 CLASS 1 13.57 SHARES	0.00	13.57 -	13.57	0.00
07/02/13	Dividend FIDELITY INSTL M MKT GOVT #57 CLASS 1 DIVIDEND	13.57	0.00	0.00	0.00
07/02/13	Cash Debit TRANSFERRED TO ACCOUNT 112600 FF	13.57 -	0.00	0.00	0.00
07/02/13	Cash Credit TRANSFERRED FROM ACCOUNT 112600 FF	0.00	13.57	0.00	0.00
07/02/13	Cash Credit TRANSFERRED FROM ACCOUNT 112613 FF	0.00	0.05	0.00	0.00
07/02/13	DAILY ENDING BALANCE	0.00	0.05	1,457,668.39	0.00
07/03/13	Purchase FIDELITY INSTL M MKT GOVT #57 CLASS 1 256,596.31 SHARES	0.00	256,596.31 -	256,596.31	0.00
07/03/13	Cash Credit WIRE RECEIVED FROM /009364950577 KENT COUNTY WATER AUTHORITY PO BOX 192 WEST WARWICK, RI 02893-0192 FFC ACCT# 112600 /BNF/DGLA111565 BANK OF NEW YORK ME /LLON TRNFDF1307030531100 CRNO/B BK AMER NYC IMAD: 20130703B6B7HU2R004110	0.00	256,596.26	0.00	0.00
07/03/13	DAILY ENDING BALANCE	0.00	0.00	1,714,264.70	0.00
07/05/13	Sale FIDELITY INSTL M MKT GOVT #57 CLASS 1 900,000.00 SHARES	0.00	900,000.00	900,000.00 -	0.00
07/05/13	Cash Debit TRANSFER TO 112602 OP + MAINT ACCT. PAYMENT OF OP + MAINT REQ DATED 07/03/13 KCWA GENERAL FUND. TRNIIJ1307050967000	0.00	900,000.00 -	0.00	0.00
07/05/13	DAILY ENDING BALANCE	0.00	0.00	814,264.70	0.00
07/10/13	Purchase FIDELITY INSTL M MKT GOVT #57 CLASS 1 257,368.21 SHARES	0.00	257,368.21 -	257,368.21	0.00
07/10/13	Cash Credit WIRE RECEIVED FROM /009364950577 KENT COUNTY WATER AUTHORITY PO BOX 192 WEST WARWICK, RI 02893-0192 FFC AC 112600 /BNF/DGLA111565 THE BANK OF NEW YOR	0.00	257,368.21	0.00	0.00





BNY MELLON

The Bank of New York Mellon Trust Company, N.A.

Statement Period 07/01/2013 Through 07/31/2013

Account 112600

KCWA GENERAL REVENUE ACCOUNT

Statement of Transactions - Continued

Transaction Date	Transaction Description	Income	Principal	Cost	Realized Gains/Losses
07/10/13	//K MELLON TRNFD1307100503000 CRNO/B BK AMER NYC IMAD: 20130710B6B7HU3R003809 DAILY ENDING BALANCE	0.00	0.00	1,071,632.91	0.00
07/11/13	Cash Credit TRANSFERRED FROM ACCOUNT 112613 FF	0.00	4,103.36	0.00	0.00
07/11/13	DAILY ENDING BALANCE	0.00	4,103.36	1,071,632.91	0.00
07/12/13	Purchase FIDELITY INSTL M MKT GOVT #57 CLASS 1 4,103.36 SHARES	0.00	4,103.36 -	4,103.36	0.00
07/12/13	DAILY ENDING BALANCE	0.00	0.00	1,075,736.27	0.00
07/17/13	Purchase FIDELITY INSTL M MKT GOVT #57 CLASS 1 571,898.06 SHARES	0.00	571,898.06 -	571,898.06	0.00
07/17/13	Cash Credit WIRE RECEIVED FROM /009364950577 KENT COUNTY WATER AUTHORITY PO BOX 192 WEST WARWICK, RI 02893-0192 FFCT ACCT.112600 /BNF/DGLA111565 THE BANK OF NEW YOR //K MELLON TRNFD1307170292200 CRNO/B BK AMER NYC IMAD: 20130717B6B7HU1R002758	0.00	571,898.06	0.00	0.00
07/17/13	DAILY ENDING BALANCE	0.00	0.00	1,647,634.33	0.00
07/18/13	Sale FIDELITY INSTL M MKT GOVT #57 CLASS 1 43,307.38 SHARES	0.00	43,307.38	43,307.38 -	0.00
07/18/13	Cash Debit TRANSFER TO 112602 OP & MAINT ACCT. PAYMENT OF OP & MAINT REQ DATED 7/17/13 KCWA GENERAL FUND. TRNII1307180779100	0.00	43,307.38 -	0.00	0.00
07/18/13	DAILY ENDING BALANCE	0.00	0.00	1,604,326.95	0.00
07/24/13	Purchase FIDELITY INSTL M MKT GOVT #57 CLASS 1 426,577.53 SHARES	0.00	426,577.53 -	426,577.53	0.00
07/24/13	Cash Credit WIRE RECEIVED FROM /009364950577 KENT COUNTY WATER AUTHORITY PO BOX 192 WEST WARWICK, RI 02893-0192 FFC ACCT #112600 /BNF/DGLA111565 BANK OF NEW YORK ME //LLON TRNFD1307240447900 CRNO/B BK AMER NYC IMAD: 20130724B6B7HU4R003291	0.00	426,577.53	0.00	0.00
07/24/13	DAILY ENDING BALANCE	0.00	0.00	2,030,904.48	0.00
07/30/13	Sale FIDELITY INSTL M MKT GOVT #57 CLASS 1 508,848.95 SHARES	0.00	508,848.95	508,848.95 -	0.00
07/30/13	Cash Debit MONTHLY TRF FROM REV A/C 112600 TO KCWA R&R ACCT 112604 OF FDS REQ. TO COVER APPROVED BUDGET EXP WITH RESPECT TO R&R. TRNII1307301659200	0.00	8,333.33 -	0.00	0.00
07/30/13	Cash Debit MONTHLY TRF FROM REV A/C 112600 TO KCWA INFRASTRUCTURE ACCT 112605 OF FDS FOR APPROVED BUDGET EXP RE. INFRASTRUCTURE.. TRNII1307301659400	0.00	450,000.00 -	0.00	0.00
07/30/13	Cash Debit	0.00	104,538.54 -	0.00	0.00

c 4710 m 1P03 s 101980

**Statement of Transactions - Continued**

Transaction Date	Transaction Description	Income	Principal	Cost	Realized Gains/Losses
	MONTHLY TRF FROM REV A/C 112600 TO KCWA 2004 DS FUND OF FUNDS REQ FOR MONTHLY PMT ON SERIES 2004 BONDS. TRNIIJ1307301659600				
07/30/13	Cash Debit	0.00	180,798.40 -	0.00	0.00
	MONTHLY TRF FROM REV A/C 112600 TO KCWA 2012 DS FUND OF FUNDS REQ FOR MONTHLY PMT ON SERIES 2012 BONDS. TRNIIJ1307301659800				
07/30/13	Cash Debit	0.00	90,724.00 -	0.00	0.00
	MONTHLY TRF FROM REV A/C 112600 TO KCWA 2012 DS SAVE OF FUNDS REQ FOR MONTHLY PMT ON SERIES 2012 BONDS. TRNIIJ1307301660000				
07/30/13	Cash Debit	0.00	24,304.66 -	0.00	0.00
	MONTHLY TRF FROM REV A/C 112600 TO KCWA GENERAL FUND OF FUNDS REQ FOR OPERATING REVENUE ALLOWANCE RESTRICTED TRNIIJ1307301660200				
07/30/13	Cash Credit	0.00	349,849.98	0.00	0.00
	WIRE RECEIVED FROM /009364950577 KENT COUNTY WATER AUTHORITY PO BOX 192 WEST WARWICK, RI 02893-0192 FFC TO ACCT# 112600 /BNF/DGLA111565 BANK OF NEW YORK ME //LLON TRNFDF1307300660900 CRNO/B BK AMER NYC IMAD: 20130730B6B7HU1R005111				
07/30/13	DAILY ENDING BALANCE	0.00	0.00	1,522,055.53	0.00
07/31/13	Purchase FIDELITY INSTL M MKT GOVT #57 CLASS 1 262,987.86 SHARES	0.00	262,987.86 -	262,987.86	0.00
07/31/13	Cash Credit	0.00	262,987.86	0.00	0.00
	WIRE RECEIVED FROM /009364950577 KENT COUNTY WATER AUTHORITY PO BOX 192 WEST WARWICK, RI 02893-0192 FFC AC 112600 /BNF/DGLA111565 BANK OF NEW YORK ME //LLON TRNFDF1307311003100 CRNO/B BK AMER NYC IMAD: 20130731B6B7HU2R005359				
07/31/13	DAILY ENDING BALANCE	0.00	0.00	1,785,043.39	0.00
07/31/13	CLOSING BALANCE	0.00	0.00	1,785,043.39	0.00

Cumulative realized capital gain and loss position from 12/31/2012 for securities held in principal of account:

Short Term: 0.00 \* Long Term: 0.00 \*

\* The above gain and loss position does not include transactions where tax cost information is incomplete or unavailable.



BNY MELLON

The Bank of New York Mellon Trust Company, N.A.

Statement Period 07/01/2013 Through 07/31/2013

Account 112600

KCWA GENERAL REVENUE ACCOUNT

Cash and securities set forth on this Account Statement are held by The Bank of New York Mellon, an affiliate of The Bank of New York Mellon Trust Company, N.A. In addition, The Bank of New York Mellon Trust Company, N.A. may utilize subsidiaries and affiliates to provide services and certain products to the Account. Subsidiaries and affiliates may be compensated for their services and products.

The value of securities set forth on this Account Statement are obtained by The Bank of New York Mellon Trust Company, N.A., from its affiliate, The Bank of New York Mellon which determines such values for Global Corporate Trust on the basis of market prices and information obtained by The Bank of New York Mellon from unaffiliated third parties (including independent pricing vendors) ("third party pricing services"). The Bank of New York Mellon has not verified such market values or information and makes no assurances as to the accuracy or correctness of such market values or information or that the market values set forth on this Account Statement reflect the value of the securities that can be realized on the sale of such securities. In addition, the market values for the securities set forth in this Account Statement may differ from the market prices and information for the same securities used by other business units of The Bank of New York Mellon Trust Company, N.A., The Bank of New York Mellon or their respective subsidiaries or affiliates based upon market prices and information received from other third party pricing services utilized by such other business units. Global Corporate Trust does not compare its market values with those used by, or reconcile different market values used by, other business units of The Bank of New York Mellon Trust Company, N.A., The Bank of New York Mellon or their respective subsidiaries or affiliates. Neither The Bank of New York Mellon Trust Company, N.A. nor The Bank of New York Mellon shall be liable for any loss, damage or expense incurred as a result of or arising from or related to the market values or information provided by third party pricing services or the differences in market prices or information provided by other third party pricing services.

97710 m 1 PD3 s 101981

***This Page Intentionally Blank***



BNY MELLON

The Bank of New York Mellon Trust Company, N.A.

KENT COUNTY WATER AUTHORITY  
FINANCE DIRECTOR  
1072 MAIN ST  
WEST WARWICK RI 02893-3724

### Account Statement

Statement Period 07/01/2013 Through 07/31/2013

Account 112601  
KCWA OPERATING REVENUE ALLOWANCE

ADMINISTRATIVE CONTACT: MATTHEW BERNIER  
135 SANTILLI HIGHWAY AIM 026-0018  
EVERETT, MA 02149  
617-382-5218  
MATTHEW.BERNIER@BNYMELLON.COM


ADMINISTRATIVE CONTACT: SUSAN CALISE  
135 SANTILLI HIGHWAY AIM 026-0018  
EVERETT, MA 02149  
617-382-5217  
SUSAN.CALISE@BNYMELLON.COM

BNY Mellon has a team of professionals devoted exclusively to arbitrage compliance services for tax-exempt bond issuers and conduit borrowers. For additional information, please contact your Relationship Manager.

If you are interested in accessing your Account Statement on-line, please contact your Relationship Manager about our web-based INFORM product.

Visit us at [www.bnymellon.com](http://www.bnymellon.com)

### Account Overview



Percent of all Investments	Asset Classification	Market Value
100% ☉	CASH AND SHORT TERM	948,029.24
100%	TOTAL OF ALL INVESTMENTS	948,029.24

### Summary of Assets Held

Asset Classification	Market Value	Cost	Accrued Income	Est Annual Income	Market Yield
CASH AND SHORT TERM	948,029.24	948,029.24	0.00	94.80	0.00%
ACCOUNT TOTALS	948,029.24	948,029.24	0.00	94.80	0.00%

### Summary of Cash Transactions

Transaction Category	Current Period			Year-to-Date	
	Income	Principal	Realized Gains/Losses	Income	Principal
OPENING BALANCE	0.00	0.00		0.00	0.00
DIVIDENDS	7.47	0.00	0.00	48.16	0.00
SALES AND REDEMPTIONS	0.00	0.00	0.00	0.00	0.22
OTHER CASH ADDITIONS	0.00	24,312.13	0.00	0.00	170,181.00
OTHER CASH RECEIPTS	0.00	0.00	0.00	0.22	0.00
PAYMENTS AND WITHDRAWALS	7.47 -	0.00	0.00	48.38 -	0.22 -
PURCHASES	0.00	24,312.13 -	0.00	0.00	170,181.00 -
CLOSING BALANCE	0.00	0.00	0.00	0.00	0.00

The above cash transactions summary is provided for information purposes only and may not reflect actual taxable income or deductible expenses as reportable under the Internal Revenue Code.

6 97710 M 1 PD3 s 101982



BNY MELLON

The Bank of New York Mellon Trust Company, N.A.

Statement Period 07/01/2013 Through 07/31/2013

Account 112601

KCWA OPERATING REVENUE ALLOWANCE

### Statement of Assets Held

Shares / Par Value	Asset Description	Market Price Average Cost	Market Value Cost	Accrued Income Est Annual Income	Market Yield
<b>CASH AND SHORT TERM</b>					
948,029.240	FIDELITY INSTL M MKT GOVT #57 CLASS 1 CUSIP: S99992780	1.00000 1.00000	948,029.24 948,029.24	0.00 94.80	0.00%
<b>Total CASH AND SHORT TERM</b>			<b>948,029.24</b> <b>948,029.24</b>	<b>0.00</b> <b>94.80</b>	<b>0.00%</b>
<b>ACCOUNT TOTALS</b>			<b>948,029.24</b>	<b>0.00</b>	<b>0.00%</b>
Total Market Value Plus Total Accrued Income 948,029.24					

### Statement of Transactions

Transaction Date	Transaction Description	Income	Principal	Cost	Realized Gains/Losses
07/01/13	OPENING BALANCE	0.00	0.00	923,717.11	
07/02/13	Purchase FIDELITY INSTL M MKT GOVT #57 CLASS 1 7.47 SHARES	0.00	7.47 -	7.47	0.00
07/02/13	Dividend FIDELITY INSTL M MKT GOVT #57 CLASS 1 DIVIDEND	7.47	0.00	0.00	0.00
07/02/13	Cash Debit TRANSFERRED TO ACCOUNT 112601 FF	7.47 -	0.00	0.00	0.00
07/02/13	Cash Credit TRANSFERRED FROM ACCOUNT 112601 FF	0.00	7.47	0.00	0.00
07/02/13	DAILY ENDING BALANCE	0.00	0.00	923,724.58	0.00
07/30/13	Purchase FIDELITY INSTL M MKT GOVT #57 CLASS 1 24,304.66 SHARES	0.00	24,304.66 -	24,304.66	0.00
07/30/13	Cash Credit MONTHLY DEPOSIT FROM REVENUE A/C 112600 OF FUNDS NECESSARY FOR OPERATING REVENUE ALLOWANCE RESTRICTED TRNIIJ1307301660300	0.00	24,304.66	0.00	0.00
07/30/13	DAILY ENDING BALANCE	0.00	0.00	948,029.24	0.00
07/31/13	CLOSING BALANCE	0.00	0.00	948,029.24	0.00
Cumulative realized capital gain and loss position from 12/31/2012 for securities held in principal of account:					
Short Term:	0.00 *	Long Term:	0.00 *		

\* The above gain and loss position does not include transactions where tax cost information is incomplete or unavailable.

Cash and securities set forth on this Account Statement are held by The Bank of New York Mellon, an affiliate of The Bank of New York Mellon Trust Company, N.A. In addition, The Bank of New York Mellon Trust Company, N.A. may utilize subsidiaries and affiliates to provide services and certain products to the Account. Subsidiaries and affiliates may be compensated for their services and products.

The value of securities set forth on this Account Statement are obtained by The Bank of New York Mellon Trust Company, N.A., from its affiliate, The Bank of New York Mellon which determines such values for Global Corporate Trust on the basis of market prices and information obtained by The Bank of New York Mellon from unaffiliated third parties (including independent pricing vendors) ("third party pricing services"). The Bank of New York Mellon has not verified such market values or information and makes no assurances as to the accuracy or correctness of such market values or information or that the market values set forth on this Account Statement reflect the value of the securities that can be realized upon the sale of such securities. In addition, the market values for the securities set forth in this Account Statement may differ from the market prices and information for the same securities used by other business units of The Bank of New York Mellon Trust Company, N.A., The Bank of New York Mellon or their respective subsidiaries or affiliates based upon market prices and information received from other third party pricing services utilized by such other business units. Global Corporate Trust does not compare its market values with those used by, or reconcile different market values used by, other business units of The Bank of New York Mellon Trust Company, N.A., The Bank of New York Mellon or their respective subsidiaries or affiliates. Neither The Bank of New York Mellon Trust Company, N.A. nor The Bank of New York Mellon shall be liable for any loss, damage or expense incurred as a result of or arising from or related to the market values or information provided by third party pricing services or the differences in market prices or information provided by other third party pricing services.



BNY MELLON

The Bank of New York Mellon Trust Company, N.A.

KENT COUNTY WATER AUTHORITY  
FINANCE DIRECTOR  
1072 MAIN ST  
WEST WARWICK RI 02893-3724

### Account Statement

Statement Period 07/01/2013 Through 07/31/2013

Account 112602  
KCWA GEN OP & MAINT ACCT

ADMINISTRATIVE CONTACT: MATTHEW BERNIER  
135 SANTILLI HIGHWAY AIM 026-0018  
EVERETT, MA 02149  
617-382-5218  
MATTHEW.BERNIER@BNYMELLON.COM


ADMINISTRATIVE CONTACT: SUSAN CALISE  
135 SANTILLI HIGHWAY AIM 026-0018  
EVERETT, MA 02149  
617-382-5217  
SUSAN.CALISE@BNYMELLON.COM

BNY Mellon has a team of professionals devoted exclusively to arbitrage compliance services for tax-exempt bond issuers and conduit borrowers. For additional information, please contact your Relationship Manager.

If you are interested in accessing your Account Statement on-line, please contact your Relationship Manager about our web-based INFORM product.

Visit us at [www.bnymellon.com](http://www.bnymellon.com)

### Account Overview



Percent of all Investments	Asset Classification	Market Value
100% ☺	CASH AND SHORT TERM	0.20
100%	TOTAL OF ALL INVESTMENTS	0.20

### Summary of Assets Held

Asset Classification	Market Value	Cost	Accrued Income	Est Annual Income	Market Yield
CASH AND SHORT TERM	0.20	0.20	0.00	0.00	0.00%
ACCOUNT TOTALS	0.20	0.20	0.00	0.00	0.00%

### Summary of Cash Transactions

Transaction Category	Current Period			Year-to-Date	
	Income	Principal	Realized Gains/Losses	Income	Principal
OPENING BALANCE	0.00	0.00		0.00	0.00
DIVIDENDS	0.02	0.00	0.00	0.07	0.00
SALES AND REDEMPTIONS	0.00	43,307.38	0.00	0.00	199,013.23
OTHER CASH ADDITIONS	0.00	943,307.40	0.00	0.00	6,521,940.49
PAYMENTS AND WITHDRAWALS	0.02 -	943,307.38 -	0.00	0.07 -	6,521,940.42 -
PURCHASES	0.00	43,307.40 -	0.00	0.00	199,013.30 -
CLOSING BALANCE	0.00	0.00	0.00	0.00	0.00

The above cash transactions summary is provided for information purposes only and may not reflect actual taxable income or deductible expenses as reportable under the Internal Revenue Code.

5  
97710  
M  
1 PD3  
\$ 101,983



BNY MELLON

The Bank of New York Mellon Trust Company, N.A.

Statement Period 07/01/2013 Through 07/31/2013

Account 112602

KCWA GEN OP & MAINT ACCT

### Statement of Assets Held

Shares / Par Value	Asset Description	Market Price Average Cost	Market Value Cost	Accrued Income Est Annual Income	Market Yield
<b>CASH AND SHORT TERM</b>					
0.200	FIDELITY INSTL M MKT GOVT #57 CLASS 1 CUSIP: S99992780	1.00000 1.00000	0.20 0.20	0.00 0.00	0.00% 0.00%
<b>Total CASH AND SHORT TERM</b>			<b>0.20</b>	<b>0.00</b>	<b>0.00%</b>
<b>ACCOUNT TOTALS</b>			<b>0.20</b>	<b>0.00</b>	<b>0.00%</b>
Total Market Value Plus Total Accrued Income 0.20					

### Statement of Transactions

Transaction Date	Transaction Description	Income	Principal	Cost	Realized Gains/Losses
07/01/13	OPENING BALANCE	0.00	0.00	0.18	
07/02/13	Purchase FIDELITY INSTL M MKT GOVT #57 CLASS 1 0.02 SHARES	0.00	0.02 -	0.02	0.00
07/02/13	Dividend FIDELITY INSTL M MKT GOVT #57 CLASS 1 DIVIDEND	0.02	0.00	0.00	0.00
07/02/13	Cash Debit TRANSFERRED TO ACCOUNT 112602 FF	0.02 -	0.00	0.00	0.00
07/02/13	Cash Credit TRANSFERRED FROM ACCOUNT 112602 FF	0.00	0.02	0.00	0.00
07/02/13	DAILY ENDING BALANCE	0.00	0.00	0.20	0.00
07/05/13	Cash Debit BANK OF AMERICA N.A, RI ABA: 011500010 728018921 KCWA GENERAL FUND WIRE TO KCWA - BANK OF AMERICA. PURPOSE OF PAYMENT - PARTIAL FUNDING OF APPROVED BUDGET PER REQ DATED 7/3/13. TRNDSP1307053155800	0.00	900,000.00 -	0.00	0.00
07/05/13	Cash Credit RECIEVED FROM 112600 REVENUE ACCOUNT PAYMENT OF OP + MAINT REQ DATED 07/03/13 KCWA GENERAL FUND. TRNIIJ1307050967100	0.00	900,000.00	0.00	0.00
07/05/13	DAILY ENDING BALANCE	0.00	0.00	0.20	0.00
07/18/13	Purchase FIDELITY INSTL M MKT GOVT #57 CLASS 1 43,307.38 SHARES	0.00	43,307.38 -	43,307.38	0.00
07/18/13	Cash Credit RECEIVED FROM 112600 REVENUE ACCOUNT PAYMENT OF OP & MAINT REQ DATED 7/17/13 KCWA GENERAL FUND TRNIIJ1307180779200	0.00	43,307.38	0.00	0.00
07/18/13	DAILY ENDING BALANCE	0.00	0.00	43,307.58	0.00
07/19/13	Sale FIDELITY INSTL M MKT GOVT #57 CLASS 1 43,307.38 SHARES	0.00	43,307.38	43,307.38 -	0.00
07/19/13	Check GENERAL TREASURER, STATE OF RI FOR \$0.010664/100 GAL WATER QUALITY PROTECTION SURCHARGE. RE: WATER PROTECTION JUNE 2013.	0.00	38,284.00 -	0.00	0.00
07/19/13	Check WATER QUALITY PROTECTION FUND FOR \$0.01054/100 GAL. WATER QUALITY PROTECTION SURCHARGE. RE: WATER PROTECTION JUNE 2013.	0.00	5,023.38 -	0.00	0.00





BNY MELLON

The Bank of New York Mellon Trust Company, N.A.

Statement Period 07/01/2013 Through 07/31/2013

Account 112602

KCWA GEN OP & MAINT ACCT

### Statement of Transactions - Continued

Transaction Date	Transaction Description	Income	Principal	Cost	Realized Gains/Losses
07/19/13	DAILY ENDING BALANCE	0.00	0.00	0.20	0.00
07/31/13	CLOSING BALANCE	0.00	0.00	0.20	0.00
Cumulative realized capital gain and loss position from 12/31/2012 for securities held in principal of account:					
Short Term:	0.00 *	Long Term:	0.00 *		

\* The above gain and loss position does not include transactions where tax cost information is incomplete or unavailable.

Cash and securities set forth on this Account Statement are held by The Bank of New York Mellon, an affiliate of The Bank of New York Mellon Trust Company, N.A. In addition, The Bank of New York Mellon Trust Company, N.A. may utilize subsidiaries and affiliates to provide services and certain products to the Account. Subsidiaries and affiliates may be compensated for their services and products.

The value of securities set forth on this Account Statement are obtained by The Bank of New York Mellon Trust Company, N.A., from its affiliate, The Bank of New York Mellon which determines such values for Global Corporate Trust on the basis of market prices and information obtained by The Bank of New York Mellon from unaffiliated third parties (including independent pricing vendors) ("third party pricing services"). The Bank of New York Mellon has not verified such market values or information and makes no assurances as to the accuracy or correctness of such market values or information or that the market values set forth on this Account Statement reflect the value of the securities that can be realized on the sale of such securities. In addition, the market values for the securities set forth in this Account Statement may differ from the market prices and information for the same securities used by other business units of The Bank of New York Mellon Trust Company, N.A., The Bank of New York Mellon or their respective subsidiaries or affiliates based upon market prices and information received from other third party pricing services utilized by such other business units. Global Corporate Trust does not compare its market values with those used by, or reconcile different market values used by, other business units of The Bank of New York Mellon Trust Company, N.A., The Bank of New York Mellon or their respective subsidiaries or affiliates. Neither The Bank of New York Mellon Trust Company, N.A. nor The Bank of New York Mellon shall be liable for any loss, damage or expense incurred as a result of or arising from or related to the market values or information provided by third party pricing services or the differences in market prices or information provided by other third party pricing services.

q7710 m 1 PD3 s 101,984

***This Page Intentionally Blank***



BNY MELLON

The Bank of New York Mellon Trust Company, N.A.

ENT COUNTY WATER AUTHORITY  
FINANCE DIRECTOR  
1072 MAIN ST  
WEST WARWICK RI 02893-3724

### Account Statement

Statement Period 07/01/2013 Through 07/31/2013

Account 112603  
KCWA GEN REN & REP RESV ACCT

BNY Mellon has a team of professionals devoted exclusively to arbitrage compliance services for tax-exempt bond issuers and conduit borrowers. For additional information, please contact your Relationship Manager.

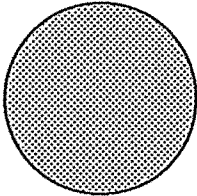
If you are interested in accessing your Account Statement on-line, please contact your Relationship Manager about our web-based INFORM product.

Visit us at [www.bnymellon.com](http://www.bnymellon.com)

ADMINISTRATIVE CONTACT: MATTHEW BERNIER  
135 SANTILLI HIGHWAY AIM 026-0018  
EVERETT, MA 02149  
617-382-5218  
MATTHEW.BERNIER@BNYMELLON.COM

ADMINISTRATIVE CONTACT: SUSAN CALISE  
135 SANTILLI HIGHWAY AIM 026-0018  
EVERETT, MA 02149  
617-382-5217  
SUSAN.CALISE@BNYMELLON.COM

### Account Overview



Percent of all Investments	Asset Classification	Market Value
100%	CASH AND SHORT TERM	1,124,575.70
100%	TOTAL OF ALL INVESTMENTS	1,124,575.70

### Summary of Assets Held

Asset Classification	Market Value	Cost	Accrued Income	Est Annual Income	Market Yield
CASH AND SHORT TERM	1,124,575.70	1,124,575.70	0.00	112.46	0.01%
ACCOUNT TOTALS	1,124,575.70	1,124,575.70	0.00	112.46	0.01%

### Summary of Cash Transactions

Transaction Category	Current Period			Year-to-Date	
	Income	Principal	Realized Gains/Losses	Income	Principal
OPENING BALANCE	0.00	0.00		0.00	0.00
DIVIDENDS	9.26	0.00	0.00	65.43	0.00
SALES AND REDEMPTIONS	0.00	0.00	0.00	0.00	0.31
OTHER CASH ADDITIONS	0.00	9.26	0.00	0.00	65.74
OTHER CASH RECEIPTS	0.00	0.00	0.00	0.31	0.00
PAYMENTS AND WITHDRAWALS	9.26 -	0.00	0.00	65.74 -	0.31 -
PURCHASES	0.00	9.26 -	0.00	0.00	65.74 -
CLOSING BALANCE	0.00	0.00	0.00	0.00	0.00

The above cash transactions summary is provided for information purposes only and may not reflect actual taxable income or deductible expenses as reportable under the Internal Revenue Code.

97710 m 1P03 s 101,985



BNY MELLON

The Bank of New York Mellon Trust Company, N.A.

Statement Period 07/01/2013 Through 07/31/2013

Account 112603

KCWA GEN REN & REP RESV ACCT

### Statement of Assets Held

Shares / Par Value	Asset Description	Market Price Average Cost	Market Value Cost	Accrued Income Est Annual Income	Market Yield
<b>CASH AND SHORT TERM</b>					
1,124,575.700	FIDELITY INSTL M MKT GOVT #57 CLASS 1	1.00000	1,124,575.70	0.00	0.01%
	CUSIP: S99992780	1.00000	1,124,575.70	112.46	
<b>Total CASH AND SHORT TERM</b>			<b>1,124,575.70</b>	<b>0.00</b>	<b>0.01%</b>
			<b>1,124,575.70</b>	<b>112.46</b>	
<b>ACCOUNT TOTALS</b>					
			<b>1,124,575.70</b>	<b>0.00</b>	<b>0.01%</b>
			<b>1,124,575.70</b>	<b>112.46</b>	

Total Market Value Plus Total Accrued Income 1,124,575.70

### Statement of Transactions

Transaction Date	Transaction Description	Income	Principal	Cost	Realized Gains/Losses
07/01/13	OPENING BALANCE	0.00	0.00	1,124,566.44	
07/02/13	Purchase FIDELITY INSTL M MKT GOVT #57 CLASS 1 9.26 SHARES	0.00	9.26 -	9.26	0.00
07/02/13	Dividend FIDELITY INSTL M MKT GOVT #57 CLASS 1 DIVIDEND	9.26	0.00	0.00	0.00
07/02/13	Cash Debit TRANSFERRED TO ACCOUNT 112603 FF	9.26 -	0.00	0.00	0.00
07/02/13	Cash Credit TRANSFERRED FROM ACCOUNT 112603 FF	0.00	9.26	0.00	0.00
07/02/13	DAILY ENDING BALANCE	0.00	0.00	1,124,575.70	0.00
07/31/13	CLOSING BALANCE	0.00	0.00	1,124,575.70	0.00

Cumulative realized capital gain and loss position from 12/31/2012 for securities held in principal of account:

Short Term: 0.00 \* Long Term: 0.00 \*

\* The above gain and loss position does not include transactions where tax cost information is incomplete or unavailable.

Cash and securities set forth on this Account Statement are held by The Bank of New York Mellon, an affiliate of The Bank of New York Mellon Trust Company, N.A. In addition, The Bank of New York Mellon Trust Company, N.A. may utilize subsidiaries and affiliates to provide services and certain products to the Account. Subsidiaries and affiliates may be compensated for their services and products.

The value of securities set forth on this Account Statement are obtained by The Bank of New York Mellon Trust Company, N.A., from its affiliate, The Bank of New York Mellon which determines such values for Global Corporate Trust on the basis of market prices and information obtained by The Bank of New York Mellon from unaffiliated third parties (including independent pricing vendors) ("third party pricing services"). The Bank of New York Mellon has not verified such market values or information and makes no assurances as to the accuracy or correctness of such market values or information or that the market values set forth on this Account Statement reflect the value of the securities that can be realized upon the sale of such securities. In addition, the market values for the securities set forth in this Account Statement may differ from the market prices and information for the same securities used by other business units of The Bank of New York Mellon Trust Company, N.A., The Bank of New York Mellon or their respective subsidiaries or affiliates based upon market prices and information received from other third party pricing services utilized by such other business units. Global Corporate Trust does not compare its market values with those used by, or reconcile different market values used by, other business units of The Bank of New York Mellon Trust Company, N.A., The Bank of New York Mellon or their respective subsidiaries or affiliates. Neither The Bank of New York Mellon Trust Company, N.A. nor The Bank of New York Mellon shall be liable for any loss, damage or expense incurred as a result of or arising from or related to the market values or information provided by third party pricing services or the differences in market prices or information provided by other third party pricing services.



BNY MELLON

The Bank of New York Mellon Trust Company, N.A.

WENT COUNTY WATER AUTHORITY  
FINANCE DIRECTOR  
1072 MAIN ST  
WEST WARWICK RI 02893-3724

### Account Statement

Statement Period 07/01/2013 Through 07/31/2013

Account 112604  
KCWA GENERAL RENEWAL AND REPLACEMENT AC

ADMINISTRATIVE CONTACT: MATTHEW BERNIER  
135 SANTILLI HIGHWAY AIM 026-0018  
EVERETT, MA 02149  
617-382-5218  
MATTHEW.BERNIER@BNYMELLON.COM


ADMINISTRATIVE CONTACT: SUSAN CALISE  
135 SANTILLI HIGHWAY AIM 026-0018  
EVERETT, MA 02149  
617-382-5217  
SUSAN.CALISE@BNYMELLON.COM

BNY Mellon has a team of professionals devoted exclusively to arbitrage compliance services for tax-exempt bond issuers and conduit borrowers. For additional information, please contact your Relationship Manager.

If you are interested in accessing your Account Statement on-line, please contact your Relationship Manager about our web-based INFORM product.

Visit us at [www.bnymellon.com](http://www.bnymellon.com)

### Account Overview



Percent of all Investments	Asset Classification	Market Value
100%	CASH AND SHORT TERM	255,022.41
100%	TOTAL OF ALL INVESTMENTS	255,022.41

### Summary of Assets Held

Asset Classification	Market Value	Cost	Accrued Income	Est Annual Income	Market Yield
CASH AND SHORT TERM	255,022.41	255,022.41	0.00	25.50	0.00%
ACCOUNT TOTALS	255,022.41	255,022.41	0.00	25.50	0.00%

### Summary of Cash Transactions

Transaction Category	Current Period			Year-to-Date	
	Income	Principal	Realized Gains/Losses	Income	Principal
OPENING BALANCE	0.00	0.00		0.00	0.00
DIVIDENDS	2.06	0.00	0.00	13.86	0.00
SALES AND REDEMPTIONS	0.00	0.00	0.00	0.00	25,985.89
OTHER CASH ADDITIONS	0.00	8,335.39	0.00	0.00	58,347.23
OTHER CASH RECEIPTS	0.00	0.00	0.00	0.06	0.00
PAYMENTS AND WITHDRAWALS	2.06 -	0.00	0.00	13.92 -	25,988.06 -
PURCHASES	0.00	8,335.39 -	0.00	0.00	58,345.06 -
CLOSING BALANCE	0.00	0.00	0.00	0.00	0.00

The above cash transactions summary is provided for information purposes only and may not reflect actual taxable income or deductible expenses as reportable under the Internal Revenue Code.

9 97710 m 1 PD3 s 101 9856



BNY MELLON

The Bank of New York Mellon Trust Company, N.A.

Statement Period 07/01/2013 Through 07/31/2013

Account 112604

KCWA GENERAL RENEWAL AND REPLACEMENT AC

### Statement of Assets Held

Shares / Par Value	Asset Description	Market Price Average Cost	Market Value Cost	Accrued Income Est Annual Income	Market Yield
<b>CASH AND SHORT TERM</b>					
255,022.410	FIDELITY INSTL M MKT GOVT #57 CLASS 1 CUSIP: S99992780	1.00000 1.00000	255,022.41 255,022.41	0.00 25.50	0.00% 0.00%
<b>Total CASH AND SHORT TERM</b>			<b>255,022.41</b>	<b>0.00</b> <b>25.50</b>	<b>0.00%</b>
<b>ACCOUNT TOTALS</b>			<b>255,022.41</b>	<b>0.00</b> <b>25.50</b>	<b>0.00%</b>
Total Market Value Plus Total Accrued Income 255,022.41					

### Statement of Transactions

Transaction Date	Transaction Description	Income	Principal	Cost	Realized Gains/Losses
07/01/13	OPENING BALANCE	0.00	0.00	246,687.02	
07/02/13	Purchase FIDELITY INSTL M MKT GOVT #57 CLASS 1 2.06 SHARES	0.00	2.06 -	2.06	0.00
07/02/13	Dividend FIDELITY INSTL M MKT GOVT #57 CLASS 1 DIVIDEND	2.06	0.00	0.00	0.00
07/02/13	Cash Debit TRANSFERRED TO ACCOUNT 112604 FF	2.06 -	0.00	0.00	0.00
07/02/13	Cash Credit TRANSFERRED FROM ACCOUNT 112604 FF	0.00	2.06	0.00	0.00
07/02/13	DAILY ENDING BALANCE	0.00	0.00	246,689.08	0.00
07/30/13	Purchase FIDELITY INSTL M MKT GOVT #57 CLASS 1 8,333.33 SHARES	0.00	8,333.33 -	8,333.33	0.00
07/30/13	Cash Credit MONTHLY DEPOSIT FROM REV A/C 112600 OF FUNDS NECESSARY TO COVER APPROVED BUDGET EXPENSES WITH RESPECT TO R&R. TRNIJ1307301659300	0.00	8,333.33	0.00	0.00
07/30/13	DAILY ENDING BALANCE	0.00	0.00	255,022.41	0.00
07/31/13	CLOSING BALANCE	0.00	0.00	255,022.41	0.00

Cumulative realized capital gain and loss position from 12/31/2012 for securities held in principal of account:

Short Term: 0.00 \* Long Term: 0.00 \*

\* The above gain and loss position does not include transactions where tax cost information is incomplete or unavailable.

Cash and securities set forth on this Account Statement are held by The Bank of New York Mellon, an affiliate of The Bank of New York Mellon Trust Company, N.A. In addition, The Bank of New York Mellon Trust Company, N.A. may utilize subsidiaries and affiliates to provide services and certain products to the Account. Subsidiaries and affiliates may be compensated for their services and products.

The value of securities set forth on this Account Statement are obtained by The Bank of New York Mellon Trust Company, N.A., from its affiliate, The Bank of New York Mellon which determines such values for Global Corporate Trust on the basis of market prices and information obtained by The Bank of New York Mellon from unaffiliated third parties (including independent pricing vendors) ("third party pricing services"). The Bank of New York Mellon has not verified such market values or information and makes no assurances as to the accuracy or correctness of such market values or information or that the market values set forth on this Account Statement reflect the value of the securities that can be realized upon the sale of such securities. In addition, the market values for the securities set forth in this Account Statement may differ from the market prices and information for the same securities used by other business units of The Bank of New York Mellon Trust Company, N.A., The Bank of New York Mellon or their respective subsidiaries or affiliates based upon market prices and information received from other third party pricing services utilized by such other business units. Global Corporate Trust does not compare its market values with those used by, or reconcile different market values used by, other business units of The Bank of New York Mellon Trust Company, N.A., The Bank of New York Mellon or their respective subsidiaries or affiliates. Neither The Bank of New York Mellon Trust Company, N.A. nor The Bank of New York Mellon shall be liable for any loss, damage or expense incurred as a result of or arising from or related to the market values or information provided by third party pricing services or the differences in market prices or information provided by other third party pricing services.



**BNY MELLON**

The Bank of New York Mellon Trust Company, N.A.

**WENT COUNTY WATER AUTHORITY**  
**FINANCE DIRECTOR**  
 1072 MAIN ST  
 WEST WARWICK RI 02893-3724

## Account Statement

Statement Period 07/01/2013 Through 07/31/2013

Account 112605  
 KCWA INFRASTRUCTURE ACCT

ADMINISTRATIVE CONTACT: MATTHEW BERNIER  
 135 SANTILLI HIGHWAY AIM 026-0018  
 EVERETT, MA 02149  
 617-382-5218  
 MATTHEW.BERNIER@BNYMELLON.COM


ADMINISTRATIVE CONTACT: SUSAN CALISE  
 135 SANTILLI HIGHWAY AIM 026-0018  
 EVERETT, MA 02149  
 617-382-5217  
 SUSAN.CALISE@BNYMELLON.COM

BNY Mellon has a team of professionals devoted exclusively to arbitrage compliance services for tax-exempt bond issuers and conduit borrowers. For additional information, please contact your Relationship Manager.

If you are interested in accessing your Account Statement on-line, please contact your Relationship Manager about our web-based INFORM product.

Visit us at [www.bnymellon.com](http://www.bnymellon.com)

## Account Overview



Percent of all Investments	Asset Classification	Market Value
100%	CASH AND SHORT TERM	7,695,448.10
100%	TOTAL OF ALL INVESTMENTS	7,695,448.10

## Summary of Assets Held

Asset Classification	Market Value	Cost	Accrued Income	Est Annual Income	Market Yield
CASH AND SHORT TERM	7,695,448.10	7,695,448.10	0.00	769.54	0.00%
ACCOUNT TOTALS	7,695,448.10	7,695,448.10	0.00	769.54	0.00%

## Summary of Cash Transactions

Transaction Category	Current Period			Year-to-Date	
	Income	Principal	Realized Gains/Losses	Income	Principal
OPENING BALANCE	0.00	0.00			
DIVIDENDS	71.72	0.00	0.00	0.00	0.00
SALES AND REDEMPTIONS	0.00	1,806,314.70	0.00	501.92	0.00
OTHER CASH ADDITIONS	0.00	450,071.72	0.00	0.00	3,694,889.63
OTHER CASH RECEIPTS	0.00	0.00	0.00	2.26	0.00
PAYMENTS AND WITHDRAWALS	71.72 -	1,806,314.70 -	0.00	504.18 -	3,694,969.12 -
PURCHASES	0.00	450,071.72 -	0.00	0.00	3,150,424.69 -
CLOSING BALANCE	0.00	0.00	0.00	0.00	0.00

The above cash transactions summary is provided for information purposes only and may not reflect actual taxable income or deductible expenses as reportable under the Internal Revenue Code.



BNY MELLON

The Bank of New York Mellon Trust Company, N.A.

Statement Period 07/01/2013 Through 07/31/2013

Account 112605

KCWA INFRASTRUCTURE ACCT

### Statement of Assets Held

Shares / Par Value	Asset Description	Market Price Average Cost	Market Value Cost	Accrued Income Est Annual Income	Market Yield
<b>CASH AND SHORT TERM</b>					
7,695,448.100	FIDELITY INSTL M MKT GOVT #57 CLASS 1 CUSIP: S99992780	1.00000	7,695,448.10	0.00	0.00%
		1.00000	7,695,448.10	769.54	
<b>Total CASH AND SHORT TERM</b>			<b>7,695,448.10</b>	<b>0.00</b>	<b>0.00%</b>
			<b>7,695,448.10</b>	<b>769.54</b>	
<b>ACCOUNT TOTALS</b>					
			<b>7,695,448.10</b>	<b>0.00</b>	<b>0.00%</b>
			<b>7,695,448.10</b>	<b>769.54</b>	
Total Market Value Plus Total Accrued Income 7,695,448.10					

### Statement of Transactions

Transaction Date	Transaction Description	Income	Principal	Cost	Realized Gains/Losses
07/01/13	OPENING BALANCE	0.00	0.00	9,051,691.08	
07/01/13	Sale FIDELITY INSTL M MKT GOVT #57 CLASS 1 332,847.87 SHARES	0.00	332,847.87	332,847.87 -	0.00
07/01/13	Check BOYLE & FOGARTY CONSTRUCTION CO., INC. PAYMENT ON BEHALF OF KENT COUNTY WATER AUTHORITY REQUISITION DATED 06/24/13 IFR 2010B (252C) APPLICATION #2	0.00	332,847.87 -	0.00	0.00
07/01/13	DAILY ENDING BALANCE	0.00	0.00	8,718,843.21	0.00
07/02/13	Purchase FIDELITY INSTL M MKT GOVT #57 CLASS 1 71.72 SHARES	0.00	71.72 -	71.72	0.00
07/02/13	Dividend FIDELITY INSTL M MKT GOVT #57 CLASS 1 DIVIDEND	71.72	0.00	0.00	0.00
07/02/13	Cash Debit TRANSFERRED TO ACCOUNT 112605 FF	71.72 -	0.00	0.00	0.00
07/02/13	Cash Credit TRANSFERRED FROM ACCOUNT 112605 FF	0.00	71.72	0.00	0.00
07/02/13	DAILY ENDING BALANCE	0.00	0.00	8,718,914.93	0.00
07/19/13	Sale FIDELITY INSTL M MKT GOVT #57 CLASS 1 1,473,466.83 SHARES	0.00	1,473,466.83	1,473,466.83 -	0.00
07/19/13	Check BOYLE & FOGARTY CONSTRUCTION CO., INC. PAYMENT ON BEHALF OF KENT COUNTY WATER AUTHORITY REQUISITION DATED 07/12/13 IFR 2010B (252C) APPLICATION #3	0.00	542,431.21 -	0.00	0.00
07/19/13	Check BOYLE & FOGARTY CONSTRUCTION CO., INC. PAYMENT ON BEHALF OF KENT COUNTY WATER AUTHORITY REQUISITION DATED 07/12/13 IFR 2010A (249C) APPLICATION #11	0.00	372,708.27 -	0.00	0.00
07/19/13	Check HART ENGINEERING CORPORATION PAYMENT ON BEHALF OF KENT COUNTY WATER AUTHORITY REQUISITION DATED 07/12/13 IFR QUAKER LANE (240C) APPLICATION #6	0.00	558,327.35 -	0.00	0.00
07/19/13	DAILY ENDING BALANCE	0.00	0.00	7,245,448.10	0.00
07/30/13	Purchase FIDELITY INSTL M MKT GOVT #57 CLASS 1 450,000.00 SHARES	0.00	450,000.00 -	450,000.00	0.00
07/30/13	Cash Credit MONTHLY DEPOSIT FROM REVENUE A/C 112600 FUNDS NECESSARY TO COVER APPROVED BUDGET EXPENSES WITH RESPECT TO INFRASTR. TRNIIJ1307301659500	0.00	450,000.00	0.00	0.00





BNY MELLON

The Bank of New York Mellon Trust Company, N.A.

Statement Period 07/01/2013 Through 07/31/2013

Account 112605

KCWA INFRASTRUCTURE ACCT

### Statement of Transactions - Continued

Transaction Date	Transaction Description	Income	Principal	Cost	Realized Gains/Losses
07/30/13	DAILY ENDING BALANCE	0.00	0.00	7,695,448.10	0.00
07/31/13	CLOSING BALANCE	0.00	0.00	7,695,448.10	0.00

Cumulative realized capital gain and loss position from 12/31/2012 for securities held in principal of account:

Short Term: 0.00 \* Long Term: 0.00 \*

\* The above gain and loss position does not include transactions where tax cost information is incomplete or unavailable.

Cash and securities set forth on this Account Statement are held by The Bank of New York Mellon, an affiliate of The Bank of New York Mellon Trust Company, N.A. In addition, The Bank of New York Mellon Trust Company, N.A. may utilize subsidiaries and affiliates to provide services and certain products to the Account. Subsidiaries and affiliates may be compensated for their services and products.

The value of securities set forth on this Account Statement are obtained by The Bank of New York Mellon Trust Company, N.A., from its affiliate, The Bank of New York Mellon which determines such values for Global Corporate Trust on the basis of market prices and information obtained by The Bank of New York Mellon from unaffiliated third parties (including independent pricing vendors) ("third party pricing services"). The Bank of New York Mellon has not verified such market values or information and makes no assurances as to the accuracy or correctness of such market values or information or that the market values set forth on this Account Statement reflect the value of the securities that can be realized on the sale of such securities. In addition, the market values for the securities set forth in this Account Statement may differ from the market prices and information for the same securities used by other business units of The Bank of New York Mellon Trust Company, N.A., The Bank of New York Mellon or their respective subsidiaries or affiliates based upon market prices and information received from other third party pricing services utilized by such other business units. Global Corporate Trust does not compare its market values with those used by, or reconcile different market values used by, other business units of The Bank of New York Mellon Trust Company, N.A., The Bank of New York Mellon or their respective subsidiaries or affiliates. Neither The Bank of New York Mellon Trust Company, N.A. nor The Bank of New York Mellon shall be liable for any loss, damage or expense incurred as a result of or arising from or related to the market values or information provided by third party pricing services or the differences in market prices or information provided by other third party pricing services.

97710 m 1 PD3 s 101988

*This Page Intentionally Blank*



Vertical text or markings on the right edge of the page, possibly a page number or reference code.



**BNY MELLON**

The Bank of New York Mellon Trust Company, N.A.

**TOWN OF WARWICK WATER AUTHORITY**  
**FINANCE DIRECTOR**  
 1072 MAIN ST  
 WEST WARWICK RI 02893-3724

## Account Statement

Statement Period 07/01/2013 Through 07/31/2013

Account 112606  
 KCWA OPER & MAIN RESERVE ACCT

BNY Mellon has a team of professionals devoted exclusively to arbitrage compliance services for tax-exempt bond issuers and conduit borrowers. For additional information, please contact your Relationship Manager.

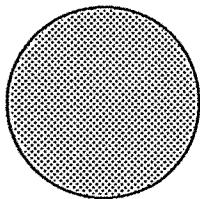
If you are interested in accessing your Account Statement on-line, please contact your Relationship Manager about our web-based INFORM product.

Visit us at [www.bnymellon.com](http://www.bnymellon.com)

ADMINISTRATIVE CONTACT: MATTHEW BERNIER  
 135 SANTILLI HIGHWAY AIM 026-0018  
 EVERETT, MA 02149  
 617-382-5218  
 MATTHEW.BERNIER@BNYMELLON.COM

ADMINISTRATIVE CONTACT: SUSAN CALISE  
 135 SANTILLI HIGHWAY AIM 026-0018  
 EVERETT, MA 02149  
 617-382-5217  
 SUSAN.CALISE@BNYMELLON.COM

## Account Overview



Percent of all Investments	Asset Classification	Market Value
100% ☺	CASH AND SHORT TERM	2,527,496.93
100%	TOTAL OF ALL INVESTMENTS	2,527,496.93

## Summary of Assets Held

Asset Classification	Market Value	Cost	Accrued Income	Est Annual Income	Market Yield
CASH AND SHORT TERM	2,527,496.93	2,527,496.93	0.00	252.75	0.01%
ACCOUNT TOTALS	2,527,496.93	2,527,496.93	0.00	252.75	0.01%

## Summary of Cash Transactions

Transaction Category	Current Period			Year-to-Date	
	Income	Principal	Realized Gains/Losses	Income	Principal
OPENING BALANCE	0.00	0.00		0.00	0.00
DIVIDENDS	20.75	0.00	0.00	146.58	0.00
SALES AND REDEMPTIONS	0.00	0.00	0.00	0.00	0.69
OTHER CASH ADDITIONS	0.00	20.75	0.00	0.00	147.27
OTHER CASH RECEIPTS	0.00	0.00	0.00	0.69	0.00
PAYMENTS AND WITHDRAWALS	20.75 -	0.00	0.00	147.27 -	0.69 -
PURCHASES	0.00	20.75 -	0.00	0.00	147.27 -
CLOSING BALANCE	0.00	0.00	0.00	0.00	0.00

The above cash transactions summary is provided for information purposes only and may not reflect actual taxable income or deductible expenses as reportable under the Internal Revenue Code.



BNY MELLON

The Bank of New York Mellon Trust Company, N.A.

Statement Period 07/01/2013 Through 07/31/2013

Account 112606

KCWA OPER & MAIN RESERVE ACCT

### Statement of Assets Held

Shares / Par Value	Asset Description	Market Price Average Cost	Market Value Cost	Accrued Income Est Annual Income	Market Yield
<b>CASH AND SHORT TERM</b>					
2,527,496.930	FIDELITY INSTL M MKT GOVT #57 CLASS 1	1.00000	2,527,496.93	0.00	0.01%
	CUSIP: S99992780	1.00000	2,527,496.93	252.75	
<b>Total.CASH AND SHORT.TERM.....</b>			<b>2,527,496.93</b>	<b>0.00</b>	<b>0.01%</b>
			<b>2,527,496.93</b>	<b>252.75</b>	
<b>ACCOUNT TOTALS</b>					
<b>Total Market Value Plus Total Accrued Income 2,527,496.93</b>			<b>2,527,496.93</b>	<b>0.00</b>	<b>0.01%</b>
			<b>2,527,496.93</b>	<b>252.75</b>	

### Statement of Transactions

Transaction Date	Transaction Description	Income	Principal	Cost	Realized Gains/Losses
07/01/13	OPENING BALANCE	0.00	0.00	2,527,476.18	
07/02/13	Purchase FIDELITY INSTL M MKT GOVT #57 CLASS 1 20.75 SHARES	0.00	20.75 -	20.75	0.00
07/02/13	Dividend FIDELITY INSTL M MKT GOVT #57 CLASS 1 DIVIDEND	20.75	0.00	0.00	0.00
07/02/13	Cash Debit TRANSFERRED TO ACCOUNT 112606 FF	20.75 -	0.00	0.00	0.00
07/02/13	Cash Credit TRANSFERRED FROM ACCOUNT 112606 FF	0.00	20.75	0.00	0.00
07/02/13	DAILY ENDING BALANCE	0.00	0.00	2,527,496.93	0.00
07/31/13	CLOSING BALANCE	0.00	0.00	2,527,496.93	0.00

Cumulative realized capital gain and loss position from 12/31/2012 for securities held in principal of account:

Short Term: 0.00 \* Long Term: 0.00 \*

\* The above gain and loss position does not include transactions where tax cost information is incomplete or unavailable.

Cash and securities set forth on this Account Statement are held by The Bank of New York Mellon, an affiliate of The Bank of New York Mellon Trust Company, N.A. In addition, The Bank of New York Mellon Trust Company, N.A. may utilize subsidiaries and affiliates to provide services and certain products to the Account. Subsidiaries and affiliates may be compensated for their services and products.

The value of securities set forth on this Account Statement are obtained by The Bank of New York Mellon Trust Company, N.A., from its affiliate, The Bank of New York Mellon which determines such values for Global Corporate Trust on the basis of market prices and information obtained by The Bank of New York Mellon from unaffiliated third parties (including independent pricing vendors) ("third party pricing services"). The Bank of New York Mellon has not verified such market values or information and makes no assurances as to the accuracy or correctness of such market values or information or that the market values set forth on this Account Statement reflect the value of the securities that can be realized upon the sale of such securities. In addition, the market values for the securities set forth in this Account Statement may differ from the market prices and information for the same securities used by other business units of The Bank of New York Mellon Trust Company, N.A., The Bank of New York Mellon or their respective subsidiaries or affiliates based upon market prices and information received from other third party pricing services utilized by such other business units. Global Corporate Trust does not compare its market values with those used by, or reconcile different market values used by, other business units of The Bank of New York Mellon Trust Company, N.A., The Bank of New York Mellon or their respective subsidiaries or affiliates. Neither The Bank of New York Mellon Trust Company, N.A. nor The Bank of New York Mellon shall be liable for any loss, damage or expense incurred as a result of or arising from or related to the market values or information provided by third party pricing services or the differences in market prices or information provided by other third party pricing services.



BNY MELLON

The Bank of New York Mellon Trust Company, N.A.

ENT COUNTY WATER AUTHORITY  
FINANCE DIRECTOR  
1072 MAIN ST  
WEST WARWICK RI 02893-3724

### Account Statement

Statement Period 07/01/2013 Through 07/31/2013

Account 112612  
KCWA SER 2004A DEBT SERVICE FD

ADMINISTRATIVE CONTACT: MATTHEW BERNIER  
135 SANTILLI HIGHWAY AIM 026-0018  
EVERETT, MA 02149  
617-382-5218  
MATTHEW.BERNIER@BNYMELLON.COM


ADMINISTRATIVE CONTACT: SUSAN CALISE  
135 SANTILLI HIGHWAY AIM 026-0018  
EVERETT, MA 02149  
617-382-5217  
SUSAN.CALISE@BNYMELLON.COM

BNY Mellon has a team of professionals devoted exclusively to arbitrage compliance services for tax-exempt bond issuers and conduit borrowers. For additional information, please contact your Relationship Manager.

If you are interested in accessing your Account Statement on-line, please contact your Relationship Manager about our web-based INFORM product.

Visit us at [www.bnymellon.com](http://www.bnymellon.com)

### Account Overview



Percent of all Investments	Asset Classification	Market Value
100%	CASH AND SHORT TERM	104,609.44
100%	TOTAL OF ALL INVESTMENTS	104,609.44

### Summary of Assets Held

Asset Classification	Market Value	Cost	Accrued Income	Est Annual Income	Market Yield
CASH AND SHORT TERM	104,609.44	104,609.44	0.00	10.46	0.00%
ACCOUNT TOTALS	104,609.44	104,609.44	0.00	10.46	0.00%

### Summary of Cash Transactions

Transaction Category	Current Period			Year-to-Date	
	Income	Principal	Realized Gains/Losses	Income	Principal
OPENING BALANCE	0.00	0.00		0.00	0.00
DIVIDENDS	9.17	0.00	0.00	47.22	0.00
SALES AND REDEMPTIONS	0.00	1,217,231.25	0.00	0.00	1,254,462.67
OTHER CASH ADDITIONS	0.00	104,547.71	0.00	0.00	731,817.17
OTHER CASH RECEIPTS	0.00	0.00	0.00	0.17	0.00
PAYMENTS AND WITHDRAWALS	9.17 -	1,217,231.25 -	0.00	47.39 -	1,254,462.67 -
PURCHASES	0.00	104,547.71 -	0.00	0.00	731,817.17 -
CLOSING BALANCE	0.00	0.00	0.00	0.00	0.00

The above cash transactions summary is provided for information purposes only and may not reflect actual taxable income or deductible expenses as reportable under the Internal Revenue Code.

9 97710 m 1 PDS s 101,990



The Bank of New York Mellon Trust Company, N.A.

Statement Period 07/01/2013 Through 07/31/2013  
 Account 112612  
 KCWA SER 2004A DEBT SERVICE FD

### Statement of Assets Held

Shares / Par Value	Asset Description	Market Price Average Cost	Market Value Cost	Accrued Income Est Annual Income	Market Yield
<b>CASH AND SHORT TERM</b>					
104,609.440	FIDELITY INSTL M MKT GOVT #57 CLASS 1 CUSIP: S99992780	1.00000 1.00000	104,609.44 104,609.44	0.00 10.46	0.00%
<b>Total CASH AND SHORT TERM</b>			<b>104,609.44</b> <b>104,609.44</b>	<b>0.00</b> <b>10.46</b>	<b>0.00%</b>
<b>ACCOUNT TOTALS</b>			<b>104,609.44</b> <b>104,609.44</b>	<b>0.00</b> <b>10.46</b>	<b>0.00%</b>
Total Market Value Plus Total Accrued Income 104,609.44					

### Statement of Transactions

Transaction Date	Transaction Description	Income	Principal	Cost	Realized Gains/Losses
07/01/13	OPENING BALANCE	0.00	0.00	1,217,292.98	
07/02/13	Purchase FIDELITY INSTL M MKT GOVT #57 CLASS 1 9.17 SHARES	0.00	9.17 -	9.17	0.00
07/02/13	Dividend FIDELITY INSTL M MKT GOVT #57 CLASS 1 DIVIDEND	9.17	0.00	0.00	0.00
07/02/13	Cash Debit TRANSFERRED TO ACCOUNT 112612 FF	9.17 -	0.00	0.00	0.00
07/02/13	Cash Credit TRANSFERRED FROM ACCOUNT 112612 FF	0.00	9.17	0.00	0.00
07/02/13	DAILY ENDING BALANCE	0.00	0.00	1,217,302.15	0.00
07/15/13	Sale FIDELITY INSTL M MKT GOVT #57 CLASS 1 1,217,231.25 SHARES	0.00	1,217,231.25	1,217,231.25 -	0.00
07/15/13	Cash Debit KCWA2004A KCWA2004A DEBT SERVICE PAYM ENT. TRNDSP1307153087600	0.00	1,217,231.25 -	0.00	0.00
07/15/13	DAILY ENDING BALANCE	0.00	0.00	70.90	0.00
07/30/13	Purchase FIDELITY INSTL M MKT GOVT #57 CLASS 1 104,538.54 SHARES	0.00	104,538.54 -	104,538.54	0.00
07/30/13	Cash Credit MONTHLY DEPOSIT FROM REVENUE A/C 112600 OF FUNDS NECESSARY TO COVER MONTHLY LOAN PAYMENT OBLIGATION ON SERIES 2004 BONDS TRNIIJ1307301659700	0.00	104,538.54	0.00	0.00
07/30/13	DAILY ENDING BALANCE	0.00	0.00	104,609.44	0.00
07/31/13	CLOSING BALANCE	0.00	0.00	104,609.44	0.00

Cumulative realized capital gain and loss position from 12/31/2012 for securities held in principal of account:

Short Term: 0.00 \* Long Term: 0.00 \*

\* The above gain and loss position does not include transactions where tax cost information is incomplete or unavailable.



**BNY MELLON**

The Bank of New York Mellon Trust Company, N.A.

Statement Period 07/01/2013 Through 07/31/2013  
Account 112612  
KCWA SER 2004A DEBT SERVICE FD

Cash and securities set forth on this Account Statement are held by The Bank of New York Mellon, an affiliate of The Bank of New York Mellon Trust Company, N.A. In addition, The Bank of New York Mellon Trust Company, N.A. may utilize subsidiaries and affiliates to provide services and certain products to the Account. Subsidiaries and affiliates may be compensated for their services and products.

The value of securities set forth on this Account Statement are obtained by The Bank of New York Mellon Trust Company, N.A., from its affiliate, The Bank of New York Mellon which determines such values for Global Corporate Trust on the basis of market prices and information obtained by The Bank of New York Mellon from unaffiliated third parties (including independent pricing vendors) ("third party pricing services"). The Bank of New York Mellon has not verified such market values or information and makes no assurances as to the accuracy or correctness of such market values or information or that the market values set forth on this Account Statement reflect the value of the securities that can be realized on the sale of such securities. In addition, the market values for the securities set forth in this Account Statement may differ from the market prices and information for the same securities used by other business units of The Bank of New York Mellon Trust Company, N.A., The Bank of New York Mellon or their respective subsidiaries or affiliates based upon market prices and information received from other third party pricing services utilized by such other business units. Global Corporate Trust does not compare its market values with those used by, or reconcile different market values used by, other business units of The Bank of New York Mellon Trust Company, N.A., The Bank of New York Mellon or their respective subsidiaries or affiliates. Neither The Bank of New York Mellon Trust Company, N.A. nor The Bank of New York Mellon shall be liable for any loss, damage or expense incurred as a result of or arising from or related to the market values or information provided by third party pricing services or the differences in market prices or information provided by other third party pricing services.

c 97710 m 1 PD3 s 101991

***This Page Intentionally Blank***





BNY MELLON

The Bank of New York Mellon Trust Company, N.A.

KENT COUNTY WATER AUTHORITY  
FINANCE DIRECTOR  
1072 MAIN ST  
WEST WARWICK RI 02893-3724

### Account Statement

Statement Period 07/01/2013 Through 07/31/2013

Account 112613  
KCWA SER 2004A DEBT SERV RESRV

ADMINISTRATIVE CONTACT: MATTHEW BERNIER  
135 SANTILLI HIGHWAY AIM 026-0018  
EVERETT, MA 02149  
617-382-5218  
MATTHEW.BERNIER@BNYMELLON.COM

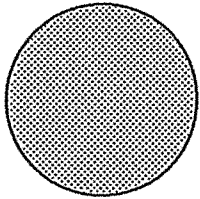
ADMINISTRATIVE CONTACT: SUSAN CALISE  
135 SANTILLI HIGHWAY AIM 026-0018  
EVERETT, MA 02149  
617-382-5217  
SUSAN.CALISE@BNYMELLON.COM

BNY Mellon has a team of professionals devoted exclusively to arbitrage compliance services for tax-exempt bond issuers and conduit borrowers. For additional information, please contact your Relationship Manager.

If you are interested in accessing your Account Statement on-line, please contact your Relationship Manager about our web-based INFORM product.

Visit us at [www.bnymellon.com](http://www.bnymellon.com)

### Account Overview



Percent of all Investments	Asset Classification	Market Value
100%	CASH AND SHORT TERM	229,676.24
100%	TOTAL OF ALL INVESTMENTS	229,676.24

### Summary of Assets Held

Asset Classification	Market Value	Cost	Accrued Income	Est Annual Income	Market Yield
CASH AND SHORT TERM	229,676.24	225,636.90	0.00	8,029.28	3.49%
ACCOUNT TOTALS	229,676.24	225,636.90	0.00	8,029.28	3.49%

### Summary of Cash Transactions

Transaction Category	Current Period			Year-to-Date	
	Income	Principal	Realized Gains/Losses	Income	Principal
OPENING BALANCE	0.00	0.00		0.00	0.00
DIVIDENDS	0.05	0.00	0.00	0.60	0.00
INTEREST	4,103.36	0.00	0.00	5,159.36	0.00
SALES AND REDEMPTIONS	0.00	431,819.28	0.00	0.00	866,685.92
PAYMENTS AND WITHDRAWALS	4,103.41 -	0.00	0.00	5,159.96 -	0.00
PURCHASES	0.00	431,819.28 -	0.00	0.00	866,685.92 -
CLOSING BALANCE	0.00	0.00	0.00	0.00	0.00

The above cash transactions summary is provided for information purposes only and may not reflect actual taxable income or deductible expenses as reportable under the Internal Revenue Code.

9 2710 M 1203 s 101992



The Bank of New York Mellon Trust Company, N.A.

Statement Period 07/01/2013 Through 07/31/2013  
 Account 112613  
 KCWA SER 2004A DEBT SERV RESRV

### Statement of Assets Held

Shares / Par Value	Asset Description	Market Price Average Cost	Market Value Cost	Accrued Income Est Annual Income	Market Yield
<b>CASH AND SHORT TERM</b>					
9,727.260	FIDELITY INSTL M MKT GOVT #57 CLASS 1 CUSIP: S99992780	1.00000	9,727.26	0.00	0.00%
220,013.000	UNITED STATES TREAS BILLS CUSIP: 912796AQ2	99.97090	219,948.98	0.00	3.65%
	MATURITY DATE: 01/09/2014 RATE: 0.00%	98.13495	215,909.64	8,028.31	
<b>Total CASH AND SHORT TERM</b>			<b>229,676.24</b>	<b>0.00</b>	<b>3.49%</b>
			<b>225,636.90</b>	<b>8,029.28</b>	
<b>ACCOUNT TOTALS</b>			<b>229,676.24</b>	<b>0.00</b>	<b>3.49%</b>
			<b>225,636.90</b>	<b>8,029.28</b>	
Total Market Value Plus Total Accrued Income 229,676.24					

### Statement of Transactions

Transaction Date	Transaction Description	Income	Principal	Cost	Realized Gains/Losses
07/01/13	OPENING BALANCE	0.00	0.00	225,636.90	
07/02/13	Dividend FIDELITY INSTL M MKT GOVT #57 CLASS 1 DIVIDEND	0.05	0.00	0.00	0.00
07/02/13	Cash Debit TRANSFERRED TO ACCOUNT 112600 FF	0.05 -	0.00	0.00	0.00
07/02/13	DAILY ENDING BALANCE	0.00	0.00	225,636.90	0.00
07/11/13	Purchase FIDELITY INSTL M MKT GOVT #57 CLASS 1 215,909.64 SHARES	0.00	215,909.64 -	215,909.64	0.00
07/11/13	Redemptn UNITED STATES TREAS BILLS MATURITY: 07/11/13 @ 100.00 220,013.00 SHARES	4,103.36	215,909.64	215,909.64 -	0.00
07/11/13	Cash Debit TRANSFERRED TO ACCOUNT 112600 FF	4,103.36 -	0.00	0.00	0.00
07/11/13	DAILY ENDING BALANCE	0.00	0.00	225,636.90	0.00
07/15/13	Purchase UNITED STATES TREAS BILLS MATURITY: 01/09/14 FINAL MONEY BANK OF AMERICA, NATIONAL ASSO TRNTM01307091006100 CRN TRADE DATE 7/09/13 SET/DATE 7/15/13 CUSIP 912796AQ2 220,013.00 SHARES	0.00	215,909.64 -	215,909.64	0.00
07/15/13	Sale FIDELITY INSTL M MKT GOVT #57 CLASS 1 215,909.64 SHARES	0.00	215,909.64	215,909.64 -	0.00
07/15/13	DAILY ENDING BALANCE	0.00	0.00	225,636.90	0.00
07/31/13	CLOSING BALANCE	0.00	0.00	225,636.90	0.00

Cumulative realized capital gain and loss position from 12/31/2012 for securities held in principal of account:

Short Term: 0.00 \* Long Term: 0.00 \*

\* The above gain and loss position does not include transactions where tax cost information is incomplete or unavailable.



***This Page Intentionally Blank***



*This Page Intentionally Blank*



**BNY MELLON**

The Bank of New York Mellon Trust Company, N.A.

KENT COUNTY WATER AUTHORITY  
FINANCE DIRECTOR  
1072 MAIN STREET  
WEST WARWICK RI 02893

### Account Statement

Statement Period 07/01/2013 Through 07/31/2013

Account 853021  
KENT COUNTY WATER AUTHORITY  
GENERAL REFUNDING REVENUE BONDS  
2012 SERIES A

ADMINISTRATIVE CONTACT: MATTHEW BERNIER  
135 SANTILLI HIGHWAY AIM 026-0018  
EVERETT, MA 02149  
617-382-5218  
MATTHEW.BERNIER@BNYMELLON.COM

ADMINISTRATIVE CONTACT: SUSAN CALISE  
135 SANTILLI HIGHWAY AIM 026-0018  
EVERETT, MA 02149  
617-382-5217  
SUSAN.CALISE@BNYMELLON.COM

BNY Mellon has a team of professionals devoted exclusively to arbitrage compliance services for tax-exempt bond issuers and conduit borrowers. For additional information, please contact your Relationship Manager.

If you are interested in accessing your Account Statement on-line, please contact your Relationship Manager about our web-based INFORM product.

Visit us at [www.bnymellon.com](http://www.bnymellon.com)

### Summary of Assets Held

Asset Classification	Market Value	Cost	Accrued Income	Est Annual Income	Market Yield
----------------------	--------------	------	----------------	-------------------	--------------

No Assets Held

### Summary of Cash Transactions

Transaction Category	Current Period			Year-to-Date	
	Income	Principal	Realized Gains/Losses	Income	Principal
OPENING BALANCE	0.00	0.00		0.00	0.00
CLOSING BALANCE	0.00	0.00	0.00	0.00	0.00

The above cash transactions summary is provided for information purposes only and may not reflect actual taxable income or deductible expenses as reportable under the Internal Revenue Code.

U10101-ADINER0409 U1000 I

C 97710 M 1 P03 S 101995



BNY MELLON

The Bank of New York Mellon Trust Company, N.A.

Statement Period 07/01/2013 Through 07/31/2013  
Account 853021  
KCWA SER 2001 REFUNDING TRUST AC

Cash and securities set forth on this Account Statement are held by The Bank of New York Mellon, an affiliate of The Bank of New York Mellon Trust Company, N.A. In addition, The Bank of New York Mellon Trust Company, N.A. may utilize subsidiaries and affiliates to provide services and certain products to the Account. Subsidiaries and affiliates may be compensated for their services and products.

The value of securities set forth on this Account Statement are obtained by The Bank of New York Mellon Trust Company, N.A., from its affiliate, The Bank of New York Mellon which determines such values for Global Corporate Trust on the basis of market prices and information obtained by The Bank of New York Mellon from unaffiliated third parties (including independent pricing vendors) ("third party pricing services"). The Bank of New York Mellon has not verified such market values or information and makes no assurances as to the accuracy or correctness of such market values or information or that the market values set forth on this Account Statement reflect the value of the securities that can be realized upon the sale of such securities. In addition, the market values for the securities set forth in this Account Statement may differ from the market prices and information for the same securities used by other business units of The Bank of New York Mellon Trust Company, N.A., The Bank of New York Mellon or their respective subsidiaries or affiliates based upon market prices and information received from other third party pricing services utilized by such other business units. Global Corporate Trust does not compare its market values with those used by, or reconcile different market values used by, other business units of The Bank of New York Mellon Trust Company, N.A., The Bank of New York Mellon or their respective subsidiaries or affiliates. Neither The Bank of New York Mellon Trust Company, N.A. nor The Bank of New York Mellon shall be liable for any loss, damage or expense incurred as a result of or arising from or related to the market values or information provided by third party pricing services or the differences in market prices or information provided by other third party pricing services.





BNY MELLON

The Bank of New York Mellon Trust Company, N.A.

KENT COUNTY WATER AUTHORITY  
FINANCE DIRECTOR  
1072 MAIN STREET  
WEST WARWICK RI 02893

### Account Statement

Statement Period 07/01/2013 Through 07/31/2013

Account 853022  
KENT COUNTY WATER AUTHORITY  
GENERAL REFUNDING REVENUE BONDS  
2012 SERIES A

BNY Mellon has a team of professionals devoted exclusively to arbitrage compliance services for tax-exempt bond issuers and conduit borrowers. For additional information, please contact your Relationship Manager.

If you are interested in accessing your Account Statement on-line, please contact your Relationship Manager about our web-based INFORM product.

Visit us at [www.bnymellon.com](http://www.bnymellon.com)

ADMINISTRATIVE CONTACT: MATTHEW BERNIER  
135 SANTILLI HIGHWAY AIM 026-0018  
EVERETT, MA 02149  
617-382-5218  
MATTHEW.BERNIER@BNYMELLON.COM

ADMINISTRATIVE CONTACT: SUSAN CALISE  
135 SANTILLI HIGHWAY AIM 026-0018  
EVERETT, MA 02149  
617-382-5217  
SUSAN.CALISE@BNYMELLON.COM

### Summary of Assets Held

Asset Classification	Market Value	Cost	Accrued Income	Est Annual Income	Market Yield
No Assets Held					

### Summary of Cash Transactions

Transaction Category	Current Period			Year-to-Date	
	Income	Principal	Realized Gains/Losses	Income	Principal
OPENING BALANCE	0.00	0.00		0.00	0.00
CLOSING BALANCE	0.00	0.00	0.00	0.00	0.00

The above cash transactions summary is provided for information purposes only and may not reflect actual taxable income or deductible expenses as reportable under the Internal Revenue Code.

G 97710 M 1P03 s 101996



**BNY MELLON**

The Bank of New York Mellon Trust Company, N.A.

Statement Period 07/01/2013 Through 07/31/2013

Account 853022

KCWA SER 2002 REFUNDING TRUST AC

Cash and securities set forth on this Account Statement are held by The Bank of New York Mellon, an affiliate of The Bank of New York Mellon Trust Company, N.A. In addition, The Bank of New York Mellon Trust Company, N.A. may utilize subsidiaries and affiliates to provide services and certain products to the Account. Subsidiaries and affiliates may be compensated for their services and products.

The value of securities set forth on this Account Statement are obtained by The Bank of New York Mellon Trust Company, N.A., from its affiliate, The Bank of New York Mellon which determines such values for Global Corporate Trust on the basis of market prices and information obtained by The Bank of New York Mellon from unaffiliated third parties (including independent pricing vendors) ("third party pricing services"). The Bank of New York Mellon has not verified such market values or information and makes no assurances as to the accuracy or correctness of such market values or information or that the market values set forth on this Account Statement reflect the value of the securities that can be realized upon the sale of such securities. In addition, the market values for the securities set forth in this Account Statement may differ from the market prices and information for the same securities used by other business units of The Bank of New York Mellon Trust Company, N.A., The Bank of New York Mellon or their respective subsidiaries or affiliates based upon market prices and information received from other third party pricing services utilized by such other business units. Global Corporate Trust does not compare its market values with those used by, or reconcile different market values used by, other business units of The Bank of New York Mellon Trust Company, N.A., The Bank of New York Mellon or their respective subsidiaries or affiliates. Neither The Bank of New York Mellon Trust Company, N.A. nor The Bank of New York Mellon shall be liable for any loss, damage or expense incurred as a result of or arising from or related to the market values or information provided by third party pricing services or the differences in market prices or information provided by other third party pricing services.

9-27-10 M 1 P 03 S 101 936



**BNY MELLON**

The Bank of New York Mellon Trust Company, N.A.

KENT COUNTY WATER AUTHORITY  
FINANCE DIRECTOR  
1072 MAIN STREET  
WEST WARWICK RI 02893

### Account Statement

Statement Period 07/01/2013 Through 07/31/2013

Account 853023  
KENT COUNTY WATER AUTHORITY  
GENERAL REFUNDING REVENUE BONDS  
2012 SERIES A

ADMINISTRATIVE CONTACT: MATTHEW BERNIER  
135 SANTILLI HIGHWAY AIM 026-0018  
EVERETT, MA 02149  
617-382-5218  
MATTHEW.BERNIER@BNYMELLON.COM

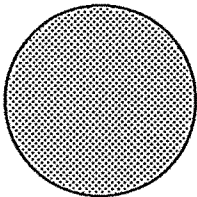
ADMINISTRATIVE CONTACT: SUSAN CALISE  
135 SANTILLI HIGHWAY AIM 026-0018  
EVERETT, MA 02149  
617-382-5217  
SUSAN.CALISE@BNYMELLON.COM

BNY Mellon has a team of professionals devoted exclusively to arbitrage compliance services for tax-exempt bond issuers and conduit borrowers. For additional information, please contact your Relationship Manager.

If you are interested in accessing your Account Statement on-line, please contact your Relationship Manager about our web-based INFORM product.

Visit us at [www.bnymellon.com](http://www.bnymellon.com)

### Account Overview



Percent of all Investments	Asset Classification	Market Value
100%	CASH AND SHORT TERM	1,774,343.75
100%	TOTAL OF ALL INVESTMENTS	1,774,343.75

### Summary of Assets Held

Asset Classification	Market Value	Cost	Accrued Income	Est Annual Income	Market Yield
CASH AND SHORT TERM	1,774,343.75	1,754,460.60	0.00	39,587.58	2.23%
ACCOUNT TOTALS	1,774,343.75	1,754,460.60	0.00	39,587.58	2.23%

### Summary of Cash Transactions

Transaction Category	Current Period			Year-to-Date	
	Income	Principal	Realized Gains/Losses	Income	Principal
OPENING BALANCE	0.00	0.00		0.00	0.00
DIVIDENDS	5.45	0.00	0.00	39.92	0.00
INTEREST	20,198.30	0.00	0.00	25,396.31	0.00
SALES AND REDEMPTIONS	0.00	2,125,577.40	0.00	0.00	4,266,155.27
OTHER CASH ADDITIONS	0.00	20,203.75	0.00	0.00	25,436.41
OTHER CASH RECEIPTS	0.00	0.00	0.00	0.18	0.00
PAYMENTS AND WITHDRAWALS	20,203.75 -	0.00	0.00	25,436.41 -	0.18 -
PURCHASES	0.00	2,145,781.15 -	0.00	0.00	4,291,591.50 -
CLOSING BALANCE	0.00	0.00	0.00	0.00	0.00

The above cash transactions summary is provided for information purposes only and may not reflect actual taxable income or deductible expenses as reportable under the Internal Revenue Code.

0 9710 m I P03 s 101997

**Statement of Assets Held**

Shares / Par Value	Asset Description	Market Price Average Cost	Market Value Cost	Accrued Income Est Annual Income	Market Yield
<b>CASH AND SHORT TERM</b>					
691,671.900	FIDELITY INSTL M MKT GOVT #57 CLASS 1 CUSIP: S99992780	1.00000	691,671.90	0.00	0.01%
1,082,987.000	UNITED STATES TREAS BILLS CUSIP: 912796AQ2 MATURITY DATE: 01/09/2014 RATE: 0.00%	99.97090	1,082,671.85	0.00	3.65%
		98.13495	1,062,788.70	39,518.41	
<b>Total CASH AND SHORT TERM</b>			<b>1,774,343.75</b>	<b>0.00</b>	<b>2.23%</b>
			<b>1,754,460.60</b>	<b>39,587.58</b>	

**ACCOUNT TOTALS**

Total Market Value Plus Total Accrued Income 1,774,343.75

**1,774,343.75**  
**1,754,460.60**

**0.00**  
**39,587.58**

**2.23%**

**Statement of Transactions**

Transaction Date	Transaction Description	Income	Principal	Cost	Realized Gains/Losses
07/01/13	OPENING BALANCE	0.00	0.00	1,734,256.85	
07/02/13	Purchase FIDELITY INSTL M MKT GOVT #57 CLASS 1 5.45 SHARES	0.00	5.45 -	5.45	0.00
07/02/13	Dividend FIDELITY INSTL M MKT GOVT #57 CLASS 1 DIVIDEND	5.45	0.00	0.00	0.00
07/02/13	Cash Debit TRANSFERRED TO ACCOUNT 853023 FF	5.45 -	0.00	0.00	0.00
07/02/13	Cash Credit TRANSFERRED FROM ACCOUNT 853023 FF	0.00	5.45	0.00	0.00
07/02/13	DAILY ENDING BALANCE	0.00	0.00	1,734,262.30	0.00
07/11/13	Purchase FIDELITY INSTL M MKT GOVT #57 CLASS 1 1,082,987.00 SHARES	0.00	1,082,987.00 -	1,082,987.00	0.00
07/11/13	Redemptn UNITED STATES TREAS BILLS MATURITY: 07/11/13 @ 100.00 1,082,987.00 SHARES	20,198.30	1,062,788.70	1,062,788.70 -	0.00
07/11/13	Cash Debit TRANSFERRED TO ACCOUNT 853023 FF	20,198.30 -	0.00	0.00	0.00
07/11/13	Cash Credit TRANSFERRED FROM ACCOUNT 853023 FF	0.00	20,198.30	0.00	0.00
07/11/13	DAILY ENDING BALANCE	0.00	0.00	1,754,460.60	0.00
07/15/13	Purchase UNITED STATES TREAS BILLS MATURITY: 01/09/14 FINAL MONEY BANK OF AMERICA, NATIONAL ASSO TRNTM01307091006200 CRN TRADE DATE 7/09/13 SET/DATE 7/15/13 CUSIP 912796AQ2 1,082,987.00 SHARES	0.00	1,062,788.70 -	1,062,788.70	0.00
07/15/13	Sale FIDELITY INSTL M MKT GOVT #57 CLASS 1 1,062,788.70 SHARES	0.00	1,062,788.70	1,062,788.70 -	0.00
07/15/13	DAILY ENDING BALANCE	0.00	0.00	1,754,460.60	0.00
07/31/13	CLOSING BALANCE	0.00	0.00	1,754,460.60	0.00

Cumulative realized capital gain and loss position from 12/31/2012 for securities held in principal of account:

Short Term: 0.00 \* Long Term: 0.00 \*



BNY MELLON

The Bank of New York Mellon Trust Company, N.A.

Statement Period 07/01/2013 Through 07/31/2013

Account 853023

KCWA SER 2012 DSR FUND

# Statement of Transactions - Continued

Transaction Date	Transaction Description	Income	Principal	Cost	Realized Gains/Losses
------------------	-------------------------	--------	-----------	------	-----------------------

\* The above gain and loss position does not include transactions where tax cost information is incomplete or unavailable.

Cash and securities set forth on this Account Statement are held by The Bank of New York Mellon, an affiliate of The Bank of New York Mellon Trust Company, N.A. In addition, The Bank of New York Mellon Trust Company, N.A. may utilize subsidiaries and affiliates to provide services and certain products to the Account. Subsidiaries and affiliates may be compensated for their services and products.

The value of securities set forth on this Account Statement are obtained by The Bank of New York Mellon Trust Company, N.A., from its affiliate, The Bank of New York Mellon which determines such values for Global Corporate Trust on the basis of market prices and information obtained by The Bank of New York Mellon from unaffiliated third parties (including independent pricing vendors) ("third party pricing services"). The Bank of New York Mellon has not verified such market values or information and makes no assurances as to the accuracy or correctness of such market values or information or that the market values set forth on this Account Statement reflect the value of the securities that can be realized upon the sale of such securities. In addition, the market values for the securities set forth in this Account Statement may differ from the market prices and information for the same securities used by other business units of The Bank of New York Mellon Trust Company, N.A., The Bank of New York Mellon or their respective subsidiaries or affiliates based upon market prices and information received from other third party pricing services utilized by such other business units. Global Corporate Trust does not compare its market values with those used by, or reconcile different market values used by, other business units of The Bank of New York Mellon Trust Company, N.A., The Bank of New York Mellon or their respective subsidiaries or affiliates. Neither The Bank of New York Mellon Trust Company, N.A. nor The Bank of New York Mellon shall be liable for any loss, damage or expense incurred as a result of or arising from or related to the market values or information provided by third party pricing services or the differences in market prices or information provided by other third party pricing services.

97710 m 1P03 s 101.999

*This Page Intentionally Blank*



BNY MELLON

The Bank of New York Mellon Trust Company, N.A.

KENT COUNTY WATER AUTHORITY  
FINANCE DIRECTOR  
1072 MAIN STREET  
WEST WARWICK RI 02893

### Account Statement

Statement Period 07/01/2013 Through 07/31/2013

Account 853024  
KENT COUNTY WATER AUTHORITY  
GENERAL REFUNDING REVENUE BONDS  
2012 SERIES A

ADMINISTRATIVE CONTACT: MATTHEW BERNIER  
135 SANTILLI HIGHWAY AIM 026-0018  
EVERETT, MA 02149  
617-382-5218  
MATTHEW.BERNIER@BNYMELLON.COM


ADMINISTRATIVE CONTACT: SUSAN CALISE  
135 SANTILLI HIGHWAY AIM 026-0018  
EVERETT, MA 02149  
617-382-5217  
SUSAN.CALISE@BNYMELLON.COM

BNY Mellon has a team of professionals devoted exclusively to arbitrage compliance services for tax-exempt bond issuers and conduit borrowers. For additional information, please contact your Relationship Manager.

If you are interested in accessing your Account Statement on-line, please contact your Relationship Manager about our web-based INFORM product.

Visit us at [www.bnymellon.com](http://www.bnymellon.com)

### Account Overview



Percent of all Investments	Asset Classification	Market Value
100%	CASH AND SHORT TERM	180,880.91
100%	TOTAL OF ALL INVESTMENTS	180,880.91

### Summary of Assets Held

Asset Classification	Market Value	Cost	Accrued Income	Est Annual Income	Market Yield
CASH AND SHORT TERM	180,880.91	180,880.91	0.00	18.09	0.01%
ACCOUNT TOTALS	180,880.91	180,880.91	0.00	18.09	0.01%

### Summary of Cash Transactions

Transaction Category	Current Period			Year-to-Date	
	Income	Principal	Realized Gains/Losses	Income	Principal
OPENING BALANCE	0.00	0.00		0.00	0.00
DIVIDENDS	13.35	0.00	0.00	66.79	0.00
SALES AND REDEMPTIONS	0.00	1,773,150.00	0.00	0.00	2,169,581.12
OTHER CASH ADDITIONS	0.00	180,811.75	0.00	0.00	1,265,655.88
OTHER CASH RECEIPTS	0.00	0.00	0.00	0.29	0.00
PAYMENTS AND WITHDRAWALS	13.35 -	1,773,150.00 -	0.00	67.08 -	2,169,581.12 -
PURCHASES	0.00	180,811.75 -	0.00	0.00	1,265,655.88 -
CLOSING BALANCE	0.00	0.00	0.00	0.00	0.00

The above cash transactions summary is provided for information purposes only and may not reflect actual taxable income or deductible expenses as reportable under the Internal Revenue Code.

0710 m 1 P03 s 101,999

**Statement of Assets Held**

Shares / Par Value	Asset Description	Market Price Average Cost	Market Value Cost	Accrued Income Est Annual Income	Market Yield
<b>CASH AND SHORT TERM</b>					
180,880.910	FIDELITY INSTL M MKT GOVT #57 CLASS 1	1.00000	180,880.91	0.00	0.01%
	CUSIP: S99992780	1.00000	180,880.91	18.09	
	<b>Total CASH AND SHORT TERM</b>		<b>180,880.91</b>	<b>0.00</b>	<b>0.01%</b>
			180,880.91	18.09	
<b>ACCOUNT TOTALS</b>					
			<b>180,880.91</b>	<b>0.00</b>	<b>0.01%</b>
			180,880.91	18.09	
Total Market Value Plus Total Accrued Income 180,880.91					

**Statement of Transactions**

Transaction Date	Transaction Description	Income	Principal	Cost	Realized Gains/Losses
07/01/13	OPENING BALANCE	0.00	0.00	1,773,219.16	
07/02/13	Purchase FIDELITY INSTL M MKT GOVT #57 CLASS 1 13.35 SHARES	0.00	13.35 -	13.35	0.00
07/02/13	Dividend FIDELITY INSTL M MKT GOVT #57 CLASS 1 DIVIDEND	13.35	0.00	0.00	0.00
07/02/13	Cash Debit TRANSFERRED TO ACCOUNT 853024 FF	13.35 -	0.00	0.00	0.00
07/02/13	Cash Credit TRANSFERRED FROM ACCOUNT 853024 FF	0.00	13.35	0.00	0.00
07/02/13	DAILY ENDING BALANCE	0.00	0.00	1,773,232.51	0.00
07/15/13	Sale FIDELITY INSTL M MKT GOVT #57 CLASS 1 1,773,150.00 SHARES	0.00	1,773,150.00	1,773,150.00 -	0.00
07/15/13	Cash Debit KCWARFD2012 PRINCIPAL AND INTEREST PAYM ENT TO BONDHOLDERS. TRNDSP1307153094500	0.00	1,773,150.00 -	0.00	0.00
07/15/13	DAILY ENDING BALANCE	0.00	0.00	82.51	0.00
07/30/13	Purchase FIDELITY INSTL M MKT GOVT #57 CLASS 1 180,798.40 SHARES	0.00	180,798.40 -	180,798.40	0.00
07/30/13	Cash Credit MONTHLY DEPOSIT FROM REVENUE A/C 112600 OF FUNDS NECESSARY TO COVER MONTHLY LOAN PAYMENT OBLIGATION ON SERIES 2012 BONDS TRNIIJ1307301659900	0.00	180,798.40	0.00	0.00
07/30/13	DAILY ENDING BALANCE	0.00	0.00	180,880.91	0.00
07/31/13	CLOSING BALANCE	0.00	0.00	180,880.91	0.00

Cumulative realized capital gain and loss position from 12/31/2012 for securities held in principal of account:

Short Term: 0.00 \* Long Term: 0.00 \*

\* The above gain and loss position does not include transactions where tax cost information is incomplete or unavailable.





BNY MELLON

The Bank of New York Mellon Trust Company, N.A.

Statement Period 07/01/2013 Through 07/31/2013

Account 853024

KCWA SER 2012 DEBT SERVICE FD

Cash and securities set forth on this Account Statement are held by The Bank of New York Mellon, an affiliate of The Bank of New York Mellon Trust Company, N.A. In addition, The Bank of New York Mellon Trust Company, N.A. may utilize subsidiaries and affiliates to provide services and certain products to the Account. Subsidiaries and affiliates may be compensated for their services and products.

The value of securities set forth on this Account Statement are obtained by The Bank of New York Mellon Trust Company, N.A., from its affiliate, The Bank of New York Mellon which determines such values for Global Corporate Trust on the basis of market prices and information obtained by The Bank of New York Mellon from unaffiliated third parties (including independent pricing vendors) ("third party pricing services"). The Bank of New York Mellon has not verified such market values or information and makes no assurances as to the accuracy or correctness of such market values or information or that the market values set forth on this Account Statement reflect the value of the securities that can be realized on the sale of such securities. In addition, the market values for the securities set forth in this Account Statement may differ from the market prices and information for the same securities used by other business units of The Bank of New York Mellon Trust Company, N.A., The Bank of New York Mellon or their respective subsidiaries or affiliates based upon market prices and information received from other third party pricing services utilized by such other business units. Global Corporate Trust does not compare its market values with those used by, or reconcile different market values used by, other business units of The Bank of New York Mellon Trust Company, N.A., The Bank of New York Mellon or their respective subsidiaries or affiliates. Neither The Bank of New York Mellon Trust Company, N.A. nor The Bank of New York Mellon shall be liable for any loss, damage or expense incurred as a result of or arising from or related to the market values or information provided by third party pricing services or the differences in market prices or information provided by other third party pricing services.

q 7710 m 1 PD3 s 102000

*This Page Intentionally Blank*



0  
3  
11  
0



**BNY MELLON**

The Bank of New York Mellon Trust Company, N.A.

KENT COUNTY WATER AUTHORITY  
FINANCE DIRECTOR  
1072 MAIN STREET  
WEST WARWICK RI 02893

## Account Statement

Statement Period 07/01/2013 Through 07/31/2013

Account 853025  
KENT COUNTY WATER AUTHORITY  
GENERAL REFUNDING REVENUE BONDS  
2012 SERIES A

BNY Mellon has a team of professionals devoted exclusively to arbitrage compliance services for tax-exempt bond issuers and conduit borrowers. For additional information, please contact your Relationship Manager.

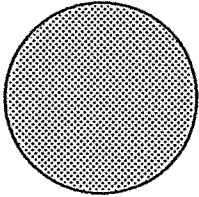
If you are interested in accessing your Account Statement on-line, please contact your Relationship Manager about our web-based INFORM product.

Visit us at [www.bnymellon.com](http://www.bnymellon.com)

ADMINISTRATIVE CONTACT: MATTHEW BERNIER  
135 SANTILLI HIGHWAY AIM 026-0018  
EVERETT, MA 02149  
617-382-5218  
MATTHEW.BERNIER@BNYMELLON.COM

ADMINISTRATIVE CONTACT: SUSAN CALISE  
135 SANTILLI HIGHWAY AIM 026-0018  
EVERETT, MA 02149  
617-382-5217  
SUSAN.CALISE@BNYMELLON.COM

## Account Overview



Percent of all Investments	Asset Classification	Market Value
100%	CASH AND SHORT TERM	2,498,310.90
100%	TOTAL OF ALL INVESTMENTS	2,498,310.90

## Summary of Assets Held

Asset Classification	Market Value	Cost	Accrued Income	Est Annual Income	Market Yield
CASH AND SHORT TERM	2,498,310.90	2,498,310.90	0.00	249.83	0.00%
ACCOUNT TOTALS	2,498,310.90	2,498,310.90	0.00	249.83	0.00%

## Summary of Cash Transactions

Transaction Category	Current Period			Year-to-Date	
	Income	Principal	Realized Gains/Losses	Income	Principal
OPENING BALANCE	0.00	0.00		0.00	0.00
DIVIDENDS	22.17	0.00	0.00	205.00	0.00
SALES AND REDEMPTIONS	0.00	172,183.30	0.00	0.00	2,144,514.12
OTHER CASH ADDITIONS	0.00	22.17	0.00	0.00	206.27
OTHER CASH RECEIPTS	0.00	0.00	0.00	1.27	0.00
PAYMENTS AND WITHDRAWALS	22.17 -	172,183.30 -	0.00	206.27 -	2,144,540.11 -
PURCHASES	0.00	22.17 -	0.00	0.00	180.28 -
CLOSING BALANCE	0.00	0.00	0.00	0.00	0.00

The above cash transactions summary is provided for information purposes only and may not reflect actual taxable income or deductible expenses as reportable under the Internal Revenue Code.



BNY MELLON

The Bank of New York Mellon Trust Company, N.A.

Statement Period 07/01/2013 Through 07/31/2013

Account 853025

KCWA SER 2012 PJCT FD COI AC

### Statement of Assets Held

Shares / Par Value	Asset Description	Market Price Average Cost	Market Value Cost	Accrued Income Est Annual Income	Market Yield
<b>CASH AND SHORT TERM</b>					
2,498,310.900	FIDELITY INSTL M MKT GOVT #57 CLASS 1	1.00000	2,498,310.90	0.00	0.00%
	CUSIP: S99992780	1.00000	2,498,310.90	249.83	
<b>Total CASH AND SHORT TERM</b>			<b>2,498,310.90</b>	<b>0.00</b>	<b>0.00%</b>
				249.83	
<b>ACCOUNT TOTALS</b>			<b>2,498,310.90</b>	<b>0.00</b>	<b>0.00%</b>
			<b>2,498,310.90</b>	<b>249.83</b>	
Total Market Value Plus Total Accrued Income 2,498,310.90					

### Statement of Transactions

Transaction Date	Transaction Description	Income	Principal	Cost	Realized Gains/Losses
07/01/13	OPENING BALANCE	0.00	0.00	2,670,472.03	
07/01/13	Sale FIDELITY INSTL M MKT GOVT #57 CLASS 1 172,183.30 SHARES	0.00	172,183.30	172,183.30 -	0.00
07/01/13	Check HART ENGINEERING CORPORATION PAYMENT ON BEHALF OF KENT COUNTY WATER AUTHORITY REQUISITION DATED 06/24/13 MISHNOCK TREATMENT 1107-230A APPL #20	0.00	172,183.30 -	0.00	0.00
07/01/13	DAILY ENDING BALANCE	0.00	0.00	2,498,288.73	0.00
07/02/13	Purchase FIDELITY INSTL M MKT GOVT #57 CLASS 1 22.17 SHARES	0.00	22.17 -	22.17	0.00
07/02/13	Dividend FIDELITY INSTL M MKT GOVT #57 CLASS 1 DIVIDEND	22.17	0.00	0.00	0.00
07/02/13	Cash Debit TRANSFERRED TO ACCOUNT 853025 FF	22.17 -	0.00	0.00	0.00
07/02/13	Cash Credit TRANSFERRED FROM ACCOUNT 853025 FF	0.00	22.17	0.00	0.00
07/02/13	DAILY ENDING BALANCE	0.00	0.00	2,498,310.90	0.00
07/31/13	CLOSING BALANCE	0.00	0.00	2,498,310.90	0.00
Cumulative realized capital gain and loss position from 12/31/2012 for securities held in principal of account:					
Short Term:	0.00 *	Long Term:	0.00 *		

\* The above gain and loss position does not include transactions where tax cost information is incomplete or unavailable.

Cash and securities set forth on this Account Statement are held by The Bank of New York Mellon, an affiliate of The Bank of New York Mellon Trust Company, N.A. In addition, The Bank of New York Mellon Trust Company, N.A. may utilize subsidiaries and affiliates to provide services and certain products to the Account. Subsidiaries and affiliates may be compensated for their services and products.

The value of securities set forth on this Account Statement are obtained by The Bank of New York Mellon Trust Company, N.A., from its affiliate, The Bank of New York Mellon which determines such values for Global Corporate Trust on the basis of market prices and information obtained by The Bank of New York Mellon from unaffiliated third parties (including independent pricing vendors) ("third party pricing services"). The Bank of New York Mellon has not verified such market values or information and makes no assurances as to the accuracy or correctness of such market values or information or that the market values set forth on this Account Statement reflect the value of the securities that can be realized upon the sale of such securities. In addition, the market values for the securities set forth in this Account Statement may differ from the market prices and information for the same securities used by other business units of The Bank of New York Mellon Trust Company, N.A., The Bank of New York Mellon or their respective subsidiaries or affiliates based upon market prices and information received from other third party pricing services utilized by such other business units. Global Corporate Trust does not compare its market values with those used by, or reconcile different market values used by, other business units of The Bank of New York Mellon Trust Company, N.A., The Bank of New York Mellon or their respective subsidiaries or affiliates. Neither The Bank of New York Mellon Trust Company, N.A. nor The Bank of New York Mellon shall be liable for any loss, damage or expense incurred as a result of or arising from or related to the market values or information provided by third party pricing services or the differences in market prices or information provided by other third party pricing services.



**BNY MELLON**

The Bank of New York Mellon Trust Company, N.A.

KENT COUNTY WATER AUTHORITY  
 FINANCE DIRECTOR  
 1072 MAIN STREET  
 WEST WARWICK RI 02893

## Account Statement

Statement Period 07/01/2013 Through 07/31/2013

Account 853026  
 KENT COUNTY WATER AUTHORITY  
 GENERAL REFUNDING REVENUE BONDS  
 DEBT SERVICE SAVINGS ACCOUNT FOR CIP

ADMINISTRATIVE CONTACT: MATTHEW BERNIER  
 135 SANTILLI HIGHWAY AIM 026-0018  
 EVERETT, MA 02149  
 617-382-5218  
 MATTHEW.BERNIER@BNYMELLON.COM


ADMINISTRATIVE CONTACT: SUSAN CALISE  
 135 SANTILLI HIGHWAY AIM 026-0018  
 EVERETT, MA 02149  
 617-382-5217  
 SUSAN.CALISE@BNYMELLON.COM

BNY Mellon has a team of professionals devoted exclusively to arbitrage compliance services for tax-exempt bond issuers and conduit borrowers. For additional information, please contact your Relationship Manager.

If you are interested in accessing your Account Statement on-line, please contact your Relationship Manager about our web-based INFORM product.

Visit us at [www.bnymellon.com](http://www.bnymellon.com)

## Account Overview



Percent of all Investments	Asset Classification	Market Value
100% ☺	CASH AND SHORT TERM	317,534.19
100%	TOTAL OF ALL INVESTMENTS	317,534.19

## Summary of Assets Held

Asset Classification	Market Value	Cost	Accrued Income	Est Annual Income	Market Yield
CASH AND SHORT TERM	317,534.19	317,534.19	0.00	31.75	0.00%
ACCOUNT TOTALS	317,534.19	317,534.19	0.00	31.75	0.00%

## Summary of Cash Transactions

Transaction Category	Current Period			Year-to-Date	
	Income	Principal	Realized Gains/Losses	Income	Principal
OPENING BALANCE	0.00	0.00		0.00	0.00
DIVIDENDS	0.19	0.00	0.00	0.19	0.00
OTHER CASH ADDITIONS	0.00	90,724.19	0.00	0.00	317,534.19
PAYMENTS AND WITHDRAWALS	0.19 -	0.00	0.00	0.19 -	0.00
PURCHASES	0.00	90,724.19 -	0.00	0.00	317,534.19 -
CLOSING BALANCE	0.00	0.00	0.00	0.00	0.00

The above cash transactions summary is provided for information purposes only and may not reflect actual taxable income or deductible expenses as reportable under the Internal Revenue Code.

**Statement of Assets Held**

Shares / Par Value	Asset Description	Market Price Average Cost	Market Value Cost	Accrued Income Est Annual Income	Market Yield
<b>CASH AND SHORT TERM</b>					
317,534.190	FIDELITY INSTL M MKT GOVT #57 CLASS 1 CUSIP: S99992780	1.00000 1.00000	317,534.19 317,534.19	0.00 31.75	0.00% 0.00%
<b>Total CASH AND SHORT TERM</b>			<b>317,534.19</b>	<b>0.00</b>	<b>0.00%</b>
<b>ACCOUNT TOTALS</b>			<b>317,534.19</b>	<b>0.00</b>	<b>0.00%</b>
Total Market Value Plus Total Accrued Income 317,534.19					

**Statement of Transactions**

Transaction Date	Transaction Description	Income	Principal	Cost	Realized Gains/Losses
07/01/13	OPENING BALANCE	0.00	0.00	226,810.00	
07/02/13	Dividend FIDELITY INSTL M MKT GOVT #57 CLASS 1 DIVIDEND	0.19	0.00	0.00	0.00
07/02/13	Cash Debit TRANSFERRED TO ACCOUNT 853026 FF	0.19 -	0.00	0.00	0.00
07/02/13	Cash Credit TRANSFERRED FROM ACCOUNT 853026 FF	0.00	0.19	0.00	0.00
07/02/13	DAILY ENDING BALANCE	0.00	0.19	226,810.00	0.00
07/03/13	Purchase FIDELITY INSTL M MKT GOVT #57 CLASS 1 0.19 SHARES	0.00	0.19 -	0.19	0.00
07/03/13	DAILY ENDING BALANCE	0.00	0.00	226,810.19	0.00
07/30/13	Purchase FIDELITY INSTL M MKT GOVT #57 CLASS 1 90,724.00 SHARES	0.00	90,724.00 -	90,724.00	0.00
07/30/13	Cash Credit MONTHLY DEPOSIT FROM REVENUE A/C 112600 OF FUNDS NECESSARY TO COVER MONTHLY LOAN PAYMENT OBLIGATION ON SERIES 2012 BONDS TRNIIJ1307301660100	0.00	90,724.00	0.00	0.00
07/30/13	DAILY ENDING BALANCE	0.00	0.00	317,534.19	0.00
07/31/13	CLOSING BALANCE	0.00	0.00	317,534.19	0.00

Cumulative realized capital gain and loss position from 12/31/2012 for securities held in principal of account:

Short Term: 0.00 \* Long Term: 0.00 \*

\* The above gain and loss position does not include transactions where tax cost information is incomplete or unavailable.

Cash and securities set forth on this Account Statement are held by The Bank of New York Mellon, an affiliate of The Bank of New York Mellon Trust Company, N.A. In addition, The Bank of New York Mellon Trust Company, N.A. may utilize subsidiaries and affiliates to provide services and certain products to the Account. Subsidiaries and affiliates may be compensated for their services and products.

The value of securities set forth on this Account Statement are obtained by The Bank of New York Mellon Trust Company, N.A., from its affiliate, The Bank of New York Mellon which determines such values for Global Corporate Trust on the basis of market prices and information obtained by The Bank of New York Mellon from unaffiliated third parties (including independent pricing vendors) ("third party pricing services"). The Bank of New York Mellon has not verified such market values or information and makes no assurances as to the accuracy or correctness of such market values or information or that the market values set forth on this Account Statement reflect the value of the securities that can be realized upon the sale of such securities. In addition, the market values for the securities set forth in this Account Statement may differ from the market prices and information for the same securities used by other business units of The Bank of New York Mellon Trust Company, N.A., The Bank of New York Mellon or their respective subsidiaries or affiliates based upon market prices and information received from other third party pricing services utilized by such other business units. Global Corporate Trust does not compare its market values with those used by, or reconcile different market values used by, other business units of The Bank of New York Mellon Trust Company, N.A., The Bank of New York Mellon or their respective subsidiaries or affiliates. Neither The Bank of New York Mellon Trust Company, N.A. nor The Bank of New York Mellon shall be liable for any loss, damage or expense incurred as a result of or arising from or related to the market values or information provided by third party pricing services or the differences in market prices or information provided by other third party pricing services.