



***This Page Intentionally Blank***



**BNY MELLON**

The Bank of New York Mellon Trust Company, N.A.

**TOWN OF WARWICK WATER AUTHORITY**  
FINANCE DIRECTOR  
1072 MAIN ST.  
WEST WARWICK RI 02893-3724

### Account Statement

Statement Period 09/01/2014 Through 09/30/2014

Account 112603  
KCWA GEN REN & REP RESV ACCT


**ADMINISTRATIVE CONTACT: ERIN METENY**  
525 WILLIAM PENN PLACE AIM 153-3800-38TH FL  
PITTSBURGH, PA 15259  
412-234-6247  
ERIN.MYERS1@BNYMELLON.COM

**CLIENT SERVICE MANAGER: SUSAN CALISE**  
135 SANTILLI HIGHWAY AIM 026-0018  
EVERETT, MA 02149  
617-382-5217  
SUSAN.CALISE@BNYMELLON.COM

Go Paperless. Securely access your account online to view your statements. Ask your BNY Mellon contact how we can help you access your accounts, enter your own transactions or submit an audit confirmation online. Also be sure to ask how Connect(SM), our new web-based, single sign-on platform can help you go paperless.

Visit us at [www.bnymellon.com](http://www.bnymellon.com)

### Account Overview



Percent of all Investments	Asset Classification	Market Value
100%	CASH AND SHORT TERM	1,272,858.27
100%	TOTAL OF ALL INVESTMENTS	1,272,858.27

### Summary of Assets Held

Asset Classification	Market Value	Cost	Accrued Income	Est Annual Income	Market Yield
CASH AND SHORT TERM	1,272,858.27	1,272,858.27	0.00	127.29	0.01%
ACCOUNT TOTALS	1,272,858.27	1,272,858.27	0.00	127.29	0.01%

### Summary of Cash Transactions

Transaction Category	Current Period			Year-to-Date	
	Income	Principal	Realized Gains/Losses	Income	Principal
OPENING BALANCE	0.00	0.00		0.00	0.00
DIVIDENDS	10.85	0.00	0.00	95.88	0.00
OTHER CASH ADDITIONS	0.00	10.85	0.00	0.00	95.88
PAYMENTS AND WITHDRAWALS	10.85	0.00	0.00	95.88	0.00
PURCHASES	0.00	10.85	0.00	0.00	95.88
CLOSING BALANCE	0.00	0.00	0.00	0.00	0.00

The above cash transactions summary is provided for information purposes only and may not reflect actual taxable income or deductible expenses as reportable under the Internal Revenue Code.

001/0012 AS101000102 0248004

c 9/7/10 m 1 P03 s 103,830



**BNY MELLON**

The Bank of New York Mellon Trust Company, N.A.

Statement Period 09/01/2014 Through 09/30/2014

Account 112603

KCWA GEN REN & REP RESV ACCT

### Statement of Assets Held

Shares / Par Value	Asset Description	Market Price Average Cost	Market Value Cost	Accrued Income Est Annual Income	Market Yield
<b>CASH AND SHORT TERM</b>					
1,272,858.270	FIDELITY INSTL M MKT GOVT #57 CLASS 1 CUSIP: S99992780	1.00000 1.00000	1,272,858.27 1,272,858.27	0.00 127.29	0.01% 0.01%
<b>Total CASH AND SHORT TERM</b>			<b>1,272,858.27</b>	<b>0.00</b> 127.29	<b>0.01%</b>
<b>ACCOUNT TOTALS</b>			<b>1,272,858.27</b>	<b>0.00</b> 127.29	<b>0.01%</b>
Total Market Value Plus Total Accrued Income 1,272,858.27					

### Statement of Transactions

Transaction Date	Transaction Description	Income	Principal	Cost	Realized Gains/Losses
09/01/14	OPENING BALANCE	0.00	0.00	1,272,847.42	
09/03/14	Purchase FIDELITY INSTL M MKT GOVT #57 CLASS 1 10.85 SHARES	0.00	10.85 -	10.85	0.00
09/03/14	Dividend FIDELITY INSTL M MKT GOVT #57 CLASS 1 DIVIDEND	10.85	0.00	0.00	0.00
09/03/14	Cash Debit TRANSFERRED TO ACCOUNT 112603 FF	10.85 -	0.00	0.00	0.00
09/03/14	Cash Credit TRANSFERRED FROM ACCOUNT 112603 FF	0.00	10.85	0.00	0.00
09/03/14	DAILY ENDING BALANCE	0.00	0.00	1,272,858.27	0.00
09/30/14	CLOSING BALANCE	0.00	0.00	1,272,858.27	0.00

Cumulative realized capital gain and loss position from 12/31/2013 for securities held in principal of account:

Short Term: 0.00 \* Long Term: 0.00 \*

\* The above gain and loss position does not include transactions where tax cost information is incomplete or unavailable.

Cash and securities set forth on this Account Statement are held by The Bank of New York Mellon, an affiliate of The Bank of New York Mellon Trust Company, N.A. In addition, The Bank of New York Mellon Trust Company, N.A. may utilize subsidiaries and affiliates to provide services and certain products to the Account. Subsidiaries and affiliates may be compensated for their services and products.

The value of securities set forth on this Account Statement are obtained by The Bank of New York Mellon Trust Company, N.A., from its affiliate, The Bank of New York Mellon which determines such values for Corporate Trust on the basis of market prices and information obtained by The Bank of New York Mellon from unaffiliated third parties (including independent pricing vendors) ("third party pricing services"). The Bank of New York Mellon has not verified such market values or information and makes no assurances as to the accuracy or correctness of such market values or information or that the market values set forth on this Account Statement reflect the value of the securities that can be realized upon the sale of such securities. In addition, the market values for the securities set forth in this Account Statement may differ from the market prices and information for the same securities used by other business units of The Bank of New York Mellon Trust Company, N.A., The Bank of New York Mellon or their respective subsidiaries or affiliates based upon market prices and information received from other third party pricing services utilized by such other business units. Corporate Trust does not compare its market values with those used by, or reconcile different market values used by, other business units of The Bank of New York Mellon Trust Company, N.A., The Bank of New York Mellon or their respective subsidiaries or affiliates. Neither The Bank of New York Mellon Trust Company, N.A. nor The Bank of New York Mellon shall be liable for any loss, damage or expense incurred as a result of or arising from or related to the market values or information provided by third party pricing services or the differences in market prices or information provided by other third party pricing services.





# BNY MELLON

The Bank of New York Mellon Trust Company, N.A.

**NT COUNTY WATER AUTHORITY**  
**FINANCE DIRECTOR**  
**1072 MAIN ST**  
**WEST WARWICK RI 02893-3724**

## Account Statement

Statement Period 09/01/2014 Through 09/30/2014

Account 112604  
KCWA GENERAL RENEWAL AND REPLACEMENT AC

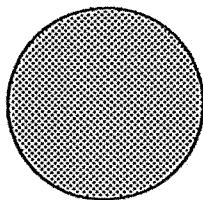
**ADMINISTRATIVE CONTACT: ERIN METENY**  
525 WILLIAM PENN PLACE AIM 153-3800-38TH FL  
PITTSBURGH, PA 15259  
412-234-6247  
ERIN.MYERS1@BNYMELLON.COM

**CLIENT SERVICE MANAGER: SUSAN CALISE**  
135 SANTILLI HIGHWAY AIM 026-0018  
EVERETT, MA 02149  
617-382-5217  
SUSAN.CALISE@BNYMELLON.COM

Go Paperless. Securely access your account online to view your statements. Ask your BNY Mellon contact how we can help you access your accounts, enter your own transactions or submit an audit confirmation online. Also be sure to ask how Connect(SM), our new web-based, single sign-on platform can help you go paperless.

Visit us at [www.bnymellon.com](http://www.bnymellon.com)

## Account Overview



Percent of all Investments	Asset Classification	Market Value
100%	CASH AND SHORT TERM	287,943.36
100%	TOTAL OF ALL INVESTMENTS	287,943.36

## Summary of Assets Held

Asset Classification	Market Value	Cost	Accrued Income	Est Annual Income	Market Yield
CASH AND SHORT TERM	287,943.36	287,943.36	0.00	28.79	0.00%
<b>ACCOUNT TOTALS</b>	<b>287,943.36</b>	<b>287,943.36</b>	<b>0.00</b>	<b>28.79</b>	<b>0.00%</b>

## Summary of Cash Transactions

Transaction Category	Current Period			Year-to-Date	
	Income	Principal	Realized Gains/Losses	Income	Principal
OPENING BALANCE	0.00	0.00		0.00	0.00
DIVIDENDS	2.23	0.00	0.00	19.26	0.00
SALES AND REDEMPTIONS	0.00	0.00	0.00	0.00	75,442.67
OTHER CASH ADDITIONS	0.00	8,335.56	0.00	0.00	75,019.23
PAYMENTS AND WITHDRAWALS	2.23	0.00	0.00	19.26	83,776.00
PURCHASES	0.00	8,335.56	0.00	0.00	66,685.90
<b>CLOSING BALANCE</b>	<b>0.00</b>	<b>0.00</b>	<b>0.00</b>	<b>0.00</b>	<b>0.00</b>

The above cash transactions summary is provided for information purposes only and may not reflect actual taxable income or deductible expenses as reportable under the Internal Revenue Code.

007092 XBNEF602 024605

97710 M 1 P03 S 103 831



**BNY MELLON**

The Bank of New York Mellon Trust Company, N.A.

Statement Period 09/01/2014 Through 09/30/2014

Account 112604

KCWA GENERAL RENEWAL AND REPLACEMENT

### Statement of Assets Held

Shares / Par Value	Asset Description	Market Price Average Cost	Market Value Cost	Accrued Income Est Annual Income	Market Yield
<b>CASH AND SHORT TERM</b>					
287,943.360	FIDELITY INSTL M MKT GOVT #57 CLASS 1	1.00000	287,943.36	0.00	0.00%
	CUSIP: S99992780	1.00000	287,943.36	28.79	
<b>Total CASH AND SHORT TERM</b>			<b>287,943.36</b>	<b>0.00</b>	<b>0.00%</b>
			287,943.36	28.79	

### ACCOUNT TOTALS

Total Market Value Plus Total Accrued Income 287,943.36

<b>287,943.36</b>	<b>0.00</b>	<b>0.00%</b>
287,943.36	28.79	

### Statement of Transactions

Transaction Date	Transaction Description	Income	Principal	Cost	Realized Gains/Losses
09/01/14	OPENING BALANCE	0.00	0.00	279,607.80	
09/03/14	Purchase FIDELITY INSTL M MKT GOVT #57 CLASS 1 2.23 SHARES	0.00	2.23	2.23	0.00
09/03/14	Dividend FIDELITY INSTL M MKT GOVT #57 CLASS 1 DIVIDEND	2.23	0.00	0.00	0.00
09/03/14	Cash Debit TRANSFERRED TO ACCOUNT 112604 FF	2.23	0.00	0.00	0.00
09/03/14	Cash Credit TRANSFERRED FROM ACCOUNT 112604 FF	0.00	2.23	0.00	0.00
09/03/14	DAILY ENDING BALANCE	0.00	0.00	279,610.03	0.00
09/30/14	Purchase FIDELITY INSTL M MKT GOVT #57 CLASS 1 8,333.33 SHARES	0.00	8,333.33	8,333.33	
09/30/14	Cash Credit MONTHLY DEPOSIT FROM REV A/C 112600 OF FUNDS NECESSARY TO COVER APPROVED BUDGET EXPENSES WITH RESPECT TO R&R. TRNIIJ1409301098200	0.00	8,333.33	0.00	0.00
09/30/14	DAILY ENDING BALANCE	0.00	0.00	287,943.36	0.00
09/30/14	CLOSING BALANCE	0.00	0.00	287,943.36	0.00

Cumulative realized capital gain and loss position from 12/31/2013 for securities held in principal of account:

Short Term:	0.00 *	Long Term:	0.00 *
-------------	--------	------------	--------

\* The above gain and loss position does not include transactions where tax cost information is incomplete or unavailable.

Cash and securities set forth on this Account Statement are held by The Bank of New York Mellon, an affiliate of The Bank of New York Mellon Trust Company, N.A. In addition, The Bank of New York Mellon Trust Company, N.A. may utilize subsidiaries and affiliates to provide services and certain products to the Account. Subsidiaries and affiliates may be compensated for their services and products.

The value of securities set forth on this Account Statement are obtained by The Bank of New York Mellon Trust Company, N.A., from its affiliate, The Bank of New York Mellon which determines such values for Corporate Trust on the basis of market prices and information obtained by The Bank of New York Mellon from unaffiliated third parties (including independent pricing vendors) ("third party pricing services"). The Bank of New York Mellon has not verified such market values or information and makes no assurances as to the accuracy or correctness of such market values or information or that the market values set forth on this Account Statement reflect the value of the securities that can be realized upon the sale of such securities. In addition, the market values for the securities set forth in this Account Statement may differ from the market prices and information for the same securities used by other business units of The Bank of New York Mellon Trust Company, N.A., The Bank of New York Mellon or their respective subsidiaries or affiliates based upon market prices and information received from other third party pricing services utilized by such other business units. Corporate Trust does not compare its market values with those used by, or reconcile different market values used by, other business units of The Bank of New York Mellon Trust Company, N.A., The Bank of New York Mellon or their respective subsidiaries or affiliates. Neither The Bank of New York Mellon Trust Company, N.A. nor The Bank of New York Mellon shall be liable for any loss, damage or expense incurred as a result of or arising from or related to the market values or information provided by third party pricing services or the differences in market prices or information provided by other third party pricing services.



# BNY MELLON

The Bank of New York Mellon Trust Company, N.A.

**WATERBURY COUNTY WATER AUTHORITY**  
FINANCE DIRECTOR  
1072 MAIN ST  
WEST WARWICK RI 02893-3724

## Account Statement

Statement Period 09/01/2014 Through 09/30/2014

Account 112605  
KOWA INFRASTRUCTURE ACCT


**ADMINISTRATIVE CONTACT: ERIN METENY**  
525 WILLIAM PENN PLACE AIM 153-3800-38TH FL  
PITTSBURGH, PA 15259  
412-234-6247  
ERIN.MYERS1@BNYMELLON.COM

**CLIENT SERVICE MANAGER: SUSAN CALISE**  
135 SANTILLI HIGHWAY AIM 026-0018  
EVERETT, MA 02149  
617-382-5217  
SUSAN.CALISE@BNYMELLON.COM

Go Paperless. Securely access your account online to view your statements. Ask your BNY Mellon contact how we can help you access your accounts, enter your own transactions or submit an audit confirmation online. Also be sure to ask how Connect(SM), our new web-based, single sign-on platform can help you go paperless.

Visit us at [www.bnymellon.com](http://www.bnymellon.com)

## Account Overview



Percent of all Investments	Asset Classification	Market Value
100%	CASH AND SHORT TERM	6,630,970.51
100%	TOTAL OF ALL INVESTMENTS	6,630,970.51

## Summary of Assets Held

Asset Classification	Market Value	Cost	Accrued Income	Est Annual Income	Market Yield
CASH AND SHORT TERM	6,630,970.51	6,630,970.51	0.00	663.10	0.01%
ACCOUNT TOTALS	6,630,970.51	6,630,970.51	0.00	663.10	0.01%

## Summary of Cash Transactions

Transaction Category	Current Period			Year-to-Date	
	Income	Principal	Realized Gains/Losses	Income	Principal
OPENING BALANCE	0.00	0.00		0.00	0.00
DIVIDENDS	52.02	0.00	0.00	436.39	0.00
SALES AND REDEMPTIONS	0.00	0.00	0.00	0.00	4,592,918.47
OTHER CASH ADDITIONS	0.00	450,052.02	0.00	0.00	5,131,721.62
PAYMENTS AND WITHDRAWALS	52.02	0.00	0.00	436.39	4,592,918.47
PURCHASES	0.00	450,052.02	0.00	0.00	5,131,721.62
CLOSING BALANCE	0.00	0.00	0.00	0.00	0.00

The above cash transactions summary is provided for information purposes only and may not reflect actual taxable income or deductible expenses as reportable under the Internal Revenue Code.



**BNY MELLON**

The Bank of New York Mellon Trust Company, N.A.

Statement Period 09/01/2014 Through 09/30/2014  
Account 112605  
KCWA INFRASTRUCTURE ACCT

**Statement of Assets Held**

Shares / Par Value	Asset Description	Market Price Average Cost	Market Value Cost	Accrued Income Est Annual Income	Market Yield
<b>CASH AND SHORT TERM</b>					
6,630,970.510	FIDELITY INSTL M MKT GOVT #57 CLASS 1 CUSIP: S99992780	1.00000 1.00000	6,630,970.51 6,630,970.51	0.00 663.10	0.01% 0.01%
<b>Total CASH AND SHORT TERM</b>			<b>6,630,970.51</b>	<b>663.10</b>	<b>0.01%</b>
<b>ACCOUNT TOTALS</b>			<b>6,630,970.51</b>	<b>663.10</b>	<b>0.01%</b>
Total Market Value Plus Total Accrued Income 6,630,970.51					

**Statement of Transactions**

Transaction Date	Transaction Description	Income	Principal	Cost	Realized Gains/Losses
09/01/14	OPENING BALANCE	0.00	0.00	6,180,918.49	
09/03/14	Purchase FIDELITY INSTL M MKT GOVT #57 CLASS 1 52.02 SHARES	0.00	52.02 -	52.02	0.00
09/03/14	Dividend FIDELITY INSTL M MKT GOVT #57 CLASS 1 DIVIDEND	52.02	0.00	0.00	0.00
09/03/14	Cash Debit TRANSFERRED TO ACCOUNT 112605 FF	52.02 -	0.00	0.00	0.00
09/03/14	Cash Credit TRANSFERRED FROM ACCOUNT 112605 FF	0.00	52.02	0.00	0.00
09/03/14	DAILY ENDING BALANCE	0.00	0.00	6,180,970.51	
09/30/14	Purchase FIDELITY INSTL M MKT GOVT #57 CLASS 1 450,000.00 SHARES	0.00	450,000.00 -	450,000.00	
09/30/14	Cash Credit MONTHLY DEPOSIT FROM REVENUE A/C 112600 FUNDS NECESSARY TO COVER APPROVED BUDGET EXPENSES WITH RESPECT TO INFRASTR. TRNIIJ1409301098400	0.00	450,000.00	0.00	0.00
09/30/14	DAILY ENDING BALANCE	0.00	0.00	6,630,970.51	0.00
09/30/14	CLOSING BALANCE	0.00	0.00	6,630,970.51	0.00

Cumulative realized capital gain and loss position from 12/31/2013 for securities held in principal of account:

Short Term: 0.00 \* Long Term: 0.00 \*

\* The above gain and loss position does not include transactions where tax cost information is incomplete or unavailable.

Cash and securities set forth on this Account Statement are held by The Bank of New York Mellon, an affiliate of The Bank of New York Mellon Trust Company, N.A. In addition, The Bank of New York Mellon Trust Company, N.A. may utilize subsidiaries and affiliates to provide services and certain products to the Account. Subsidiaries and affiliates may be compensated for their services and products.

The value of securities set forth on this Account Statement are obtained by The Bank of New York Mellon Trust Company, N.A., from its affiliate, The Bank of New York Mellon which determines such values for Corporate Trust on the basis of market prices and information obtained by The Bank of New York Mellon from unaffiliated third parties (including independent pricing vendors) ("third party pricing services"). The Bank of New York Mellon has not verified such market values or information and makes no assurances as to the accuracy or correctness of such market values or information or that the market values set forth on this Account Statement reflect the value of the securities that can be realized upon the sale of such securities. In addition, the market values for the securities set forth in this Account Statement may differ from the market prices and information for the same securities used by other business units of The Bank of New York Mellon Trust Company, N.A., The Bank of New York Mellon or their respective subsidiaries or affiliates based upon market prices and information received from other third party pricing services utilized by such other business units. Corporate Trust does not compare its market values with those used by, or reconcile different market values used by, other business units of The Bank of New York Mellon Trust Company, N.A., The Bank of New York Mellon or their respective subsidiaries or affiliates. Neither The Bank of New York Mellon Trust Company, N.A. nor The Bank of New York Mellon shall be liable for any loss, damage or expense incurred as a result of or arising from or related to the market values or information provided by third party pricing services or the differences in market prices or information provided by other third party pricing services.



**BNY MELLON**

The Bank of New York Mellon Trust Company, N.A.

Statement Period 09/01/2014 Through 09/30/2014

Account 112606

KCWA OPER & MAIN RESERVE ACCT

### Statement of Assets Held

Shares / Par Value	Asset Description	Market Price Average Cost	Market Value Cost	Accrued Income Est Annual Income	Market Yield
<b>CASH AND SHORT TERM</b>					
2,493,347.150	FIDELITY INSTL M MKT GOVT #57 CLASS 1 CUSIP: S99992780	1.00000	2,493,347.15	0.00	0.00%
		1.00000	2,493,347.15	249.33	
<b>Total CASH AND SHORT TERM</b>			<b>2,493,347.15</b>	<b>0.00</b>	<b>0.00%</b>
			2,493,347.15	249.33	
<b>ACCOUNT TOTALS</b>			<b>2,493,347.15</b>	<b>0.00</b>	<b>0.00%</b>
Total Market Value Plus Total Accrued Income 2,493,347.15			2,493,347.15	249.33	

### Statement of Transactions

Transaction Date	Transaction Description	Income	Principal	Cost	Realized Gains/Losses
09/01/14	OPENING BALANCE	0.00	0.00	2,493,326.02	
09/03/14	Purchase FIDELITY INSTL M MKT GOVT #57 CLASS 1 21.13 SHARES	0.00	21.13	21.13	0.00
09/03/14	Dividend FIDELITY INSTL M MKT GOVT #57 CLASS 1 DIVIDEND	21.13	0.00	0.00	0.00
09/03/14	Cash Debit TRANSFERRED TO ACCOUNT 112606 FF	21.13	0.00	0.00	0.00
09/03/14	Cash Credit TRANSFERRED FROM ACCOUNT 112606 FF	0.00	21.13	0.00	0.00
09/03/14	DAILY ENDING BALANCE	0.00	0.00	2,493,347.15	0.00
09/30/14	CLOSING BALANCE	0.00	0.00	2,493,347.15	0.00

Cumulative realized capital gain and loss position from 12/31/2013 for securities held in principal of account:

Short Term: 0.00 \*      Long Term: 0.00 \*

\* The above gain and loss position does not include transactions where tax cost information is incomplete or unavailable.

Cash and securities set forth on this Account Statement are held by The Bank of New York Mellon, an affiliate of The Bank of New York Mellon Trust Company, N.A. In addition, The Bank of New York Mellon Trust Company, N.A. may utilize subsidiaries and affiliates to provide services and certain products to the Account. Subsidiaries and affiliates may be compensated for their services and products.

The value of securities set forth on this Account Statement are obtained by The Bank of New York Mellon Trust Company, N.A., from its affiliate, The Bank of New York Mellon which determines such values for Corporate Trust on the basis of market prices and information obtained by The Bank of New York Mellon from unaffiliated third parties (including independent pricing vendors) ("third party pricing services"). The Bank of New York Mellon has not verified such market values or information and makes no assurances as to the accuracy or correctness of such market values or information or that the market values set forth on this Account Statement reflect the value of the securities that can be realized in the sale of such securities. In addition, the market values for the securities set forth in this Account Statement may differ from the market prices and information for the same securities used by other business units of The Bank of New York Mellon Trust Company, N.A., The Bank of New York Mellon or their respective subsidiaries or affiliates based upon market prices and information received from other third party pricing services utilized by such other business units. Corporate Trust does not compare its market values with those used by, or reconcile different market values used by, other business units of The Bank of New York Mellon Trust Company, N.A., The Bank of New York Mellon or their respective subsidiaries or affiliates. Neither The Bank of New York Mellon Trust Company, N.A. nor The Bank of New York Mellon shall be liable for any loss, damage or expense incurred as a result of or arising from or related to the market values or information provided by third party pricing services or the differences in market prices or information provided by other third party pricing services.

01/17/10 11:53:25



**BNY MELLON**

The Bank of New York Mellon Trust Company, N.A.

**KENT COUNTY WATER AUTHORITY**  
**FINANCE DIRECTOR**  
**1072 MAIN ST**  
**WEST WARWICK RI 02893-3724**

Go Paperless. Securely access your account online to view your statements. Ask your BNY Mellon contact how we can help you access your accounts, enter your own transactions or submit an audit confirmation online. Also be sure to ask how Connect(SM), our new web-based, single sign-on platform can help you go paperless.

Visit us at [www.bnymellon.com](http://www.bnymellon.com)

### Account Statement


Statement Period 09/01/2014 Through 09/30/2014

Account 112606  
KCWA OPER & MAIN RESERVE ACCT

**ADMINISTRATIVE CONTACT: ERIN METENY**  
525 WILLIAM PENN PLACE AIM 153-3800-38TH FL  
PITTSBURGH, PA 15259  
412-234-6247  
ERIN.MYERS1@BNYMELLON.COM

**CLIENT SERVICE MANAGER: SUSAN CALISE**  
135 SANTILLI HIGHWAY AIM 026-0018  
EVERETT, MA 02149  
617-382-5217  
SUSAN.CALISE@BNYMELLON.COM

### Account Overview



Percent of all Investments	Asset Classification	Market Value
100%	CASH AND SHORT TERM	2,493,347.15
100%	<b>TOTAL OF ALL INVESTMENTS</b>	<b>2,493,347.15</b>

### Summary of Assets Held

Asset Classification	Market Value	Cost	Accrued Income	Est Annual Income	Market Yield
CASH AND SHORT TERM	2,493,347.15	2,493,347.15	0.00	249.33	0.00%
<b>ACCOUNT TOTALS</b>	<b>2,493,347.15</b>	<b>2,493,347.15</b>	<b>0.00</b>	<b>249.33</b>	<b>0.00%</b>

### Summary of Cash Transactions

Transaction Category	Current Period			Year-to-Date	
	Income	Principal	Realized Gains/Losses	Income	Principal
OPENING BALANCE	0.00	0.00		0.00	0.00
DIVIDENDS	21.13	0.00	0.00	186.72	0.00
OTHER CASH ADDITIONS	0.00	21.13	0.00	0.00	186.72
PAYMENTS AND WITHDRAWALS	21.13 -	0.00	0.00	186.72 -	0.00
PURCHASES	0.00	21.13 -	0.00	0.00	186.72 -
<b>CLOSING BALANCE</b>	<b>0.00</b>	<b>0.00</b>	<b>0.00</b>	<b>0.00</b>	<b>0.00</b>

The above cash transactions summary is provided for information purposes only and may not reflect actual taxable income or deductible expenses as reportable under the Internal Revenue Code.

007092 XBNEF002 024507

007092 XBNEF002 024507



**BNY MELLON**

The Bank of New York Mellon Trust Company, N.A.

**WINDHAM COUNTY WATER AUTHORITY**  
**FINANCE DIRECTOR**  
**1072 MAIN ST**  
**WEST WARWICK RI 02893-3724**

### Account Statement

Statement Period 09/01/2014 Through 09/30/2014

Account 112612  
KCWA DEBT SERVICE SAVINGS (2004)


**ADMINISTRATIVE CONTACT: ERIN METENY**  
525 WILLIAM PENN PLACE AIM 153-3800-38TH FL  
PITTSBURGH, PA 15259  
412-234-6247  
ERIN.MYERS1@BNYMELLON.COM

**CLIENT SERVICE MANAGER: SUSAN CALISE**  
135 SANTILLI HIGHWAY AIM 026-0018  
EVERETT, MA 02149  
617-382-5217  
SUSAN.CALISE@BNYMELLON.COM

Go Paperless. Securely access your account online to view your statements. Ask your BNY Mellon contact how we can help you access your accounts, enter your own transactions or submit an audit confirmation online. Also be sure to ask how Connect(SM), our new web-based, single sign-on platform can help you go paperless.

Visit us at [www.bnymellon.com](http://www.bnymellon.com)

### Account Overview



Percent of all Investments	Asset Classification	Market Value
100%	CASH AND SHORT TERM	412,604.91
100%	<b>TOTAL OF ALL INVESTMENTS</b>	<b>412,604.91</b>

### Summary of Assets Held

Asset Classification	Market Value	Cost	Accrued Income	Est Annual Income	Market Yield
CASH AND SHORT TERM	412,604.91	412,604.91	0.00	41.26	0.00%
<b>ACCOUNT TOTALS</b>	<b>412,604.91</b>	<b>412,604.91</b>	<b>0.00</b>	<b>41.26</b>	<b>0.00%</b>

### Summary of Cash Transactions

Transaction Category	Current Period			Year-to-Date	
	Income	Principal	Realized Gains/Losses	Income	Principal
OPENING BALANCE	0.00	0.00		0.00	0.00
DIVIDENDS	0.95	0.00	0.00	47.00	0.00
SALES AND REDEMPTIONS	0.00	0.00	0.00	0.00	1,014,062.41
OTHER CASH ADDITIONS	0.00	226,601.08	0.00	0.00	965,577.42
PAYMENTS AND WITHDRAWALS	0.95	0.00	0.00	47.00	1,106,112.50
PURCHASES	0.00	226,601.08	0.00	0.00	873,527.33
<b>CLOSING BALANCE</b>	<b>0.00</b>	<b>0.00</b>	<b>0.00</b>	<b>0.00</b>	<b>0.00</b>

The above cash transactions summary is provided for information purposes only and may not reflect actual taxable income or deductible expenses as reportable under the Internal Revenue Code.

00/00/00 00/00/00 00/00/00

5  
97710  
M  
! P03  
S 103824



**BNY MELLON**

The Bank of New York Mellon Trust Company, N.A.

Statement Period 09/01/2014 Through 09/30/2014

Account 112612

KCWA DEBT SERVICE SAVINGS (2004)

**Statement of Assets Held**

Shares / Par Value	Asset Description	Market Price Average Cost	Market Value Cost	Accrued Income Est Annual Income	Market Yield
<b>CASH AND SHORT TERM</b>					
412,604.910	FIDELITY INSTL M MKT GOVT #57 CLASS 1 CUSIP: S99992780	1.00000 1.00000	412,604.91 412,604.91	0.00 41.26	0.00%
<b>Total CASH AND SHORT TERM</b>			<b>412,604.91</b>	<b>0.00</b> <b>41.26</b>	<b>0.00%</b>
<b>ACCOUNT TOTALS</b>			<b>412,604.91</b>	<b>0.00</b> <b>41.26</b>	<b>0.00%</b>
Total Market Value Plus Total Accrued Income 412,604.91					

**Statement of Transactions**

Transaction Date	Transaction Description	Income	Principal	Cost	Realized Gains/Losses
09/01/14	OPENING BALANCE	0.00	0.00	186,003.83	
09/03/14	Purchase FIDELITY INSTL M MKT GOVT #57 CLASS 1 0.95 SHARES	0.00	0.95 -	0.95	0.00
09/03/14	Dividend FIDELITY INSTL M MKT GOVT #57 CLASS 1 DIVIDEND	0.95	0.00	0.00	0.00
09/03/14	Cash Debit TRANSFERRED TO ACCOUNT 112612 FF	0.95 -	0.00	0.00	0.00
09/03/14	Cash Credit TRANSFERRED FROM ACCOUNT 112612 FF	0.00	0.95	0.00	0.00
09/03/14	DAILY ENDING BALANCE	0.00	0.00	186,004.78	
09/30/14	Purchase FIDELITY INSTL M MKT GOVT #57 CLASS 1 226,600.13 SHARES	0.00	226,600.13 -	226,600.13	
09/30/14	Cash Credit MONTHLY DEPOSIT FROM REVENUE A/C 112600 OF FUNDS NECESSARY TO COVER MONTHLY LOAN PAYMENT OBLIGATION ON SERIES 2004 BONDS TRNIIJ1409301098600	0.00	93,000.00	0.00	0.00
09/30/14	Cash Credit TRF FROM RES A/C 112613 TO KCWA 2004 DS FUND 112612 TRNIIJ1409302311100	0.00	133,600.13	0.00	0.00
09/30/14	DAILY ENDING BALANCE	0.00	0.00	412,604.91	0.00
09/30/14	CLOSING BALANCE	0.00	0.00	412,604.91	0.00

Cumulative realized capital gain and loss position from 12/31/2013 for securities held in principal of account:

Short Term: 0.00 \* Long Term: 0.00 \*

\* The above gain and loss position does not include transactions where tax cost information is incomplete or unavailable.

Cash and securities set forth on this Account Statement are held by The Bank of New York Mellon, an affiliate of The Bank of New York Mellon Trust Company, N.A. In addition, The Bank of New York Mellon Trust Company, N.A. may utilize subsidiaries and affiliates to provide services and certain products to the Account. Subsidiaries and affiliates may be compensated for their services and products.

The value of securities set forth on this Account Statement are obtained by The Bank of New York Mellon Trust Company, N.A., from its affiliate, The Bank of New York Mellon which determines such values for Corporate Trust on the basis of market prices and information obtained by The Bank of New York Mellon from unaffiliated third parties (including independent pricing vendors) ("third party pricing services"). The Bank of New York Mellon has not verified such market values or information and makes no assurances as to the accuracy or correctness of such market values or information or that the market values set forth on this Account Statement reflect the value of the securities that can be realized upon the sale of such securities. In addition, the market values for the securities set forth in this Account Statement may differ from the market prices and information for the securities used by other business units of The Bank of New York Mellon Trust Company, N.A., The Bank of New York Mellon or their respective subsidiaries or affiliates based upon market prices and information received from other third party pricing services utilized by such other business units. Corporate Trust does not compare its market values with those used by, or reconcile different market values used by, other business units of The Bank of New York Mellon Trust Company, N.A., The Bank of New York Mellon or their respective subsidiaries or affiliates. Neither The Bank of New York Mellon Trust Company, N.A. nor The Bank of New York Mellon shall be liable for any loss, damage or expense incurred as a result of or arising from or related to the market values or information provided by third party pricing services or the differences in market prices or information provided by other third party pricing services.





# BNY MELLON

The Bank of New York Mellon Trust Company, N.A.

**WANT COUNTY WATER AUTHORITY**  
**FINANCE DIRECTOR**  
**1072 MAIN ST**  
**WEST WARWICK RI 02893-3724**

Go Paperless. Securely access your account online to view your statements. Ask your BNY Mellon contact how we can help you access your accounts, enter your own transactions or submit an audit confirmation online. Also be sure to ask how Connect(SM), our new web-based, single sign-on platform can help you go paperless.

Visit us at [www.bnymellon.com](http://www.bnymellon.com)

## Account Statement

Statement Period 09/01/2014 Through 09/30/2014

Account 112613  
KCWA SER 2004A DEBT SERV RESRV

**ADMINISTRATIVE CONTACT: ERIN METENY**  
525 WILLIAM PENN PLACE AIM 153-3800-38TH FL  
PITTSBURGH, PA 15259  
412-234-6247  
ERIN.MYERS1@BNYMELLON.COM

**CLIENT SERVICE MANAGER: SUSAN CALISE**  
135 SANTILLI HIGHWAY AIM 026-0018  
EVERETT, MA 02149  
617-382-5217  
SUSAN.CALISE@BNYMELLON.COM

## Summary of Assets Held

Asset Classification	Market Value	Cost	Accrued Income	Est Annual Income	Market Yield
No Assets Held					

## Summary of Cash Transactions

Transaction Category	Current Period			Year-to-Date	
	Income	Principal	Realized Gains/Losses	Income	Principal
OPENING BALANCE	12.13	0.00		0.00	0.00
DIVIDENDS	1.19	0.00	0.00	13.37	0.00
INTEREST	0.00	0.00	0.00	4,103.36	0.00
SALES AND REDEMPTIONS	0.00	133,586.81	0.00	0.00	441,546.54
PAYMENTS AND WITHDRAWALS	0.00	133,600.13 -	0.00	4,103.41 -	225,650.22 -
PURCHASES	0.00	0.00	0.00	0.00	215,909.64 -
<b>CLOSING BALANCE</b>	<b>13.32</b>	<b>13.32 -</b>	<b>0.00</b>	<b>13.32</b>	<b>13.32 -</b>

The above cash transactions summary is provided for information purposes only and may not reflect actual taxable income or deductible expenses as reportable under the Internal Revenue Code.

007092 XENRHE602 024609

97710 m 1P03 s 103895



**BNY MELLON**

The Bank of New York Mellon Trust Company, N.A.

Statement Period 09/01/2014 Through 09/30/2014

Account 112613

KCWA SER 2004A DEBT SERV RESRV

**Statement of Transactions**

Transaction Date	Transaction Description	Income	Principal	Cost	Realized Gains/Losses
09/01/14	OPENING BALANCE	12.13	0.00	133,586.81	
09/03/14	Dividend FIDELITY INSTL M MKT GOVT #57 CLASS 1 DIVIDEND	1.19	0.00	0.00	0.00
09/03/14	DAILY ENDING BALANCE	13.32	0.00	133,586.81	0.00
09/30/14	Sale FIDELITY INSTL M MKT GOVT #57 CLASS 1 133,586.81 SHARES	0.00	133,586.81	133,586.81	0.00
09/30/14	Cash Debit TRF FROM RES A/C 112613 TO KCWA 2004 DS FUND 112612 TRNIJ1409302311000	0.00	133,600.13	0.00	0.00
09/30/14	DAILY ENDING BALANCE	13.32	13.32	0.00	0.00
09/30/14	CLOSING BALANCE	13.32	13.32	0.00	0.00

Cumulative realized capital gain and loss position from 12/31/2013 for securities held in principal of account:

Short Term: 0.00 \* Long Term: 0.00 \*

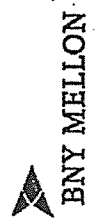
\* The above gain and loss position does not include transactions where tax cost information is incomplete or unavailable.

Cash and securities set forth on this Account Statement are held by The Bank of New York Mellon, an affiliate of The Bank of New York Mellon Trust Company, N.A. In addition, The Bank of New York Mellon Trust Company, N.A. may utilize subsidiaries and affiliates to provide services and certain products to the Account. Subsidiaries and affiliates may be compensated for their services and products.

The value of securities set forth on this Account Statement are obtained by The Bank of New York Mellon Trust Company, N.A., from its affiliate, The Bank of New York Mellon which determines such values for Corporate Trust on the basis of market prices and information obtained by The Bank of New York Mellon from unaffiliated third parties (including independent pricing vendors) ("third party pricing services"). The Bank of New York Mellon has not verified such market values or information and makes no assurances as to the accuracy or correctness of such market values or information or that the market values set forth on this Account Statement reflect the value of the securities that can be realized upon the sale of such securities. In addition, the market values for the securities set forth in this Account Statement may differ from the market prices and information for the same securities used by other business units of The Bank of New York Mellon Trust Company, N.A., The Bank of New York Mellon or their respective subsidiaries or affiliates based upon market prices and information received from other third party pricing services utilized by such other business units. Corporate Trust does not compare its market values with those used by, or reconcile different market values used by, other business units of The Bank of New York Mellon Trust Company, N.A., The Bank of New York Mellon or their respective subsidiaries or affiliates. Neither The Bank of New York Mellon Trust Company, N.A. nor The Bank of New York Mellon shall be liable for any loss, damage or expense incurred as a result of or arising from or related to the market values or information provided by third party pricing services or the differences in market prices or information provided by other third party pricing services.



September 30, 2014



# Envelope Contents

Account Information	Number of Pages	Starting Page Number	Account Information	Number of Pages	Starting Page Number
CWA SER 2012 DSR FUND 153023	2	1 of 8			
CWA SER 2012 DEBT SERVICE FD 153024	2	3 of 8			
CWA SER 2012 PJCT FD COI AC 153025	2	5 of 8			
CWA DEBT SERVICE SAVINGS CIP 153026	2	7 of 8			

00007091 02 AB 0.896 02 TR 00086 XBNEF602 000000.  
 KENT COUNTY WATER AUTHORITY  
 FINANCE DIRECTOR  
 1072 MAIN STREET  
 WEST WARWICK RI 02893

*This Page Intentionally Blank*



# BNY MELLON

The Bank of New York Mellon Trust Company, N.A.

KENT COUNTY WATER AUTHORITY  
FINANCE DIRECTOR  
1072 MAIN STREET  
WEST WARWICK RI 02893

Go Paperless. Securely access your account online to view your statements. Ask your BNY Mellon contact how we can help you access your accounts, enter your own transactions or submit an audit confirmation online. Also be sure to ask how Connect(SM), our new web-based, single sign-on platform can help you go paperless.

Visit us at [www.bnymellon.com](http://www.bnymellon.com)

## Account Statement


Statement Period 09/01/2014 Through 09/30/2014

Account 853023  
KENT COUNTY WATER AUTHORITY  
GENERAL REFUNDING REVENUE BONDS  
2012 SERIES A

ADMINISTRATIVE CONTACT: ERIN METENY  
525 WILLIAM PENN PLACE AIM 153-3800-38TH FL  
PITTSBURGH, PA 15259  
412-234-6247  
ERIN.MYERS1@BNYMELLON.COM

CLIENT SERVICE MANAGER: SUSAN CALISE  
135 SANTILLI HIGHWAY AIM 026-0018  
EVERETT, MA 02149  
617-382-5217  
SUSAN.CALISE@BNYMELLON.COM

## Account Overview



Percent of all Investments	Asset Classification	Market Value
100%	CASH AND SHORT TERM	1,799,051.45
100%	TOTAL OF ALL INVESTMENTS	1,799,051.45

## Summary of Assets Held

Asset Classification	Market Value	Cost	Accrued Income	Est Annual Income	Market Yield
CASH AND SHORT TERM	1,799,051.45	1,799,051.45	0.00	179.91	0.01%
ACCOUNT TOTALS	1,799,051.45	1,799,051.45	0.00	179.91	0.01%

## Summary of Cash Transactions

Transaction Category	Current Period			Year-to-Date	
	Income	Principal	Realized Gains/Losses	Income	Principal
OPENING BALANCE	0.00	0.00		0.00	0.00
DIVIDENDS	15.24	0.00	0.00	60.74	0.00
INTEREST	0.00	0.00	0.00	44,499.96	0.00
SALES AND REDEMPTIONS	0.00	0.00	0.00	0.00	3,620,185.38
OTHER CASH ADDITIONS	0.00	15.24	0.00	0.00	44,560.70
PAYMENTS AND WITHDRAWALS	15.24	0.00	0.00	44,560.70	0.00
PURCHASES	0.00	15.24	0.00	0.00	3,664,746.08
CLOSING BALANCE	0.00	0.00	0.00	0.00	0.00

The above cash transactions summary is provided for information purposes only and may not reflect actual taxable income or deductible expenses as reportable under the Internal Revenue Code.

0071051 A01NET000202 02/03/04

97710 m 1P03 s 103837



**BNY MELLON**

The Bank of New York Mellon Trust Company, N.A.

Statement Period 09/01/2014 Through 09/30/2014

Account 853023

KCWA SER 2012 DSR FUND

### Statement of Assets Held

Shares / Par Value	Asset Description	Market Price Average Cost	Market Value Cost	Accrued Income Est Annual Income	Market Yield
<b>CASH AND SHORT TERM</b>					
1,799,051.450	FIDELITY INSTL M MKT GOVT #57 CLASS 1 CUSIP: S99992780	1.00000	1,799,051.45	0.00	0.01%
	<b>Total CASH AND SHORT TERM</b>	1.00000	1,799,051.45	179.91	0.01%
<b>ACCOUNT TOTALS:</b>			1,799,051.45	0.00	0.01%
Total Market Value Plus Total Accrued Income 1,799,051.45			1,799,051.45	179.91	

### Statement of Transactions

Transaction Date	Transaction Description	Income	Principal	Cost	Realized Gains/Losses
09/01/14	OPENING BALANCE	0.00	0.00	1,799,036.21	
09/03/14	Purchase FIDELITY INSTL M MKT GOVT #57 CLASS 1 15.24 SHARES	0.00	15.24 -	15.24	0.00
09/03/14	Dividend FIDELITY INSTL M MKT GOVT #57 CLASS 1 DIVIDEND	15.24	0.00	0.00	0.00
09/03/14	Cash Debit TRANSFERRED TO ACCOUNT 853023 FF	15.24 -	0.00	0.00	0.00
09/03/14	Cash Credit TRANSFERRED FROM ACCOUNT 853023 FF	0.00	15.24	0.00	0.00
09/03/14	DAILY ENDING BALANCE	0.00	0.00	1,799,051.45	
09/30/14	CLOSING BALANCE	0.00	0.00	1,799,051.45	0.00

Cumulative realized capital gain and loss position from 12/31/2013 for securities held in principal of account:

Short Term: 0.00 \* Long Term: 0.00 \*

\* The above gain and loss position does not include transactions where tax cost information is incomplete or unavailable.

Cash and securities set forth on this Account Statement are held by The Bank of New York Mellon, an affiliate of The Bank of New York Mellon Trust Company, N.A. In addition, The Bank of New York Mellon Trust Company, N.A. may utilize subsidiaries and affiliates to provide services and certain products to the Account. Subsidiaries and affiliates may be compensated for their services and products.

The value of securities set forth on this Account Statement are obtained by The Bank of New York Mellon Trust Company, N.A., from its affiliate, The Bank of New York Mellon which determines such values for Corporate Trust on the basis of market prices and information obtained by The Bank of New York Mellon from unaffiliated third parties (including independent pricing vendors) ("third party pricing services"). The Bank of New York Mellon has not verified such market values or information and makes no assurances as to the accuracy or correctness of such market values or information or that the market values set forth on this Account Statement reflect the value of the securities that can be realized upon the sale of such securities. In addition, the market values for the securities set forth in this Account Statement may differ from the market prices and information for the same securities used by other business units of The Bank of New York Mellon Trust Company, N.A., The Bank of New York Mellon or their respective subsidiaries or affiliates based upon market prices and information received from other third party pricing services utilized by such other business units. Corporate Trust does not compare its market values with those used by, or reconcile different market values used by, other business units of The Bank of New York Mellon Trust Company, N.A., The Bank of New York Mellon or their respective subsidiaries or affiliates. Neither The Bank of New York Mellon Trust Company, N.A. nor The Bank of New York Mellon shall be liable for any loss, damage or expense incurred as a result of or arising from or related to the market values or information provided by third party pricing services or the differences in market prices or information provided by other third party pricing services.



# BNY MELLON

The Bank of New York Mellon Trust Company, N.A.

KENT COUNTY WATER AUTHORITY  
FINANCE DIRECTOR  
1072 MAIN STREET  
WEST WARWICK RI 02893

## Account Statement

Statement Period 09/01/2014 Through 09/30/2014

Account 853024  
KENT COUNTY WATER AUTHORITY  
GENERAL REFUNDING REVENUE BONDS  
2012 SERIES A


Go Paperless. Securely access your account online to view your statements. Ask your BNY Mellon contact how we can help you access your accounts, enter your own transactions or submit an audit confirmation online. Also be sure to ask how Connect(SM), our new web-based, single sign-on platform can help you go paperless.

ADMINISTRATIVE CONTACT: ERIN METENY  
525 WILLIAM PENN PLACE AIM 153-3800-38TH FL  
PITTSBURGH, PA 15259  
412-234-6247  
ERIN.MYERS1@BNYMELLON.COM

Visit us at [www.bnymellon.com](http://www.bnymellon.com)

CLIENT SERVICE MANAGER: SUSAN CALISE  
135 SANTILLI HIGHWAY AIM 026-0018  
EVERETT, MA 02149  
617-382-5217  
SUSAN.CALISE@BNYMELLON.COM

## Account Overview



Percent of all Investments	Asset Classification	Market Value
100%	CASH AND SHORT TERM	545,056.04
100%	TOTAL OF ALL INVESTMENTS	545,056.04

## Summary of Assets Held

Asset Classification	Market Value	Cost	Accrued Income	Est Annual Income	Market Yield
CASH AND SHORT TERM	545,056.04	545,056.04	0.00	54.51	0.01%
ACCOUNT TOTALS	545,056.04	545,056.04	0.00	54.51	0.01%

## Summary of Cash Transactions

Transaction Category	Current Period			Year-to-Date	
	Income	Principal	Realized Gains/Losses	Income	Principal
OPENING BALANCE	0.00	0.00		0.00	0.00
DIVIDENDS	1.70	0.00	0.00	75.75	0.00
SALES AND REDEMPTIONS	0.00	0.00	0.00	0.00	2,176,500.00
OTHER CASH ADDITIONS	0.00	181,626.70	0.00	0.00	1,633,200.75
PAYMENTS AND WITHDRAWALS	1.70 -	0.00	0.00	75.75 -	2,176,500.00 -
PURCHASES	0.00	181,626.70 -	0.00	0.00	1,633,200.75 -
CLOSING BALANCE	0.00	0.00	0.00	0.00	0.00

The above cash transactions summary is provided for information purposes only and may not reflect actual taxable income or deductible expenses as reportable under the Internal Revenue Code.

007/05T XBN1E160Z 024595

0 97710 m 1 P08 s 103,836



**BNY MELLON**

The Bank of New York Mellon Trust Company, N.A.

Statement Period 09/01/2014 Through 09/30/2014  
Account 853024  
KCWA SER 2012 DEBT SERVICE FD

**Statement of Assets Held**

Shares / Par Value	Asset Description	Market Price Average Cost	Market Value Cost	Accrued Income Est Annual Income	Market Yield
<b>CASH AND SHORT TERM</b>					
545,056.040	FIDELITY INSTL M MKT GOVT #57 CLASS 1 CUSIP: S99992780	1.00000 1.00000	545,056.04 545,056.04	0.00 54.51	0.01% 0.01%
<b>Total CASH AND SHORT TERM</b>			<b>545,056.04</b>	<b>54.51</b>	<b>0.01%</b>
<b>ACCOUNT TOTALS</b>			<b>545,056.04</b>	<b>54.51</b>	<b>0.01%</b>
Total Market Value Plus Total Accrued Income 545,056.04					

**Statement of Transactions**

Transaction Date	Transaction Description	Income	Principal	Cost	Realized Gains/Losses
09/01/14	OPENING BALANCE	0.00	0.00	363,429.34	
09/03/14	Purchase FIDELITY INSTL M MKT GOVT #57 CLASS 1 1.70 SHARES	0.00	1.70 -	1.70	0.00
09/03/14	Dividend FIDELITY INSTL M MKT GOVT #57 CLASS 1 DIVIDEND:	1.70	0.00	0.00	0.00
09/03/14	Cash Debit TRANSFERRED TO ACCOUNT 853024 FF	1.70 -	0.00	0.00	0.00
09/03/14	Cash Credit TRANSFERRED FROM ACCOUNT 853024 FF	0.00	1.70	0.00	0.00
09/03/14	DAILY ENDING BALANCE	0.00	0.00	363,431.04	0
09/30/14	Purchase FIDELITY INSTL M MKT GOVT #57 CLASS 1 181,625.00 SHARES	0.00	181,625.00 -	181,625.00	
09/30/14	Cash Credit MONTHLY DEPOSIT FROM REVENUE A/C 112600 OF FUNDS NECESSARY TO COVER MONTHLY LOAN PAYMENT OBLIGATION ON SERIES 2012 BONDS TRNIIJ1409301098800	0.00	181,625.00	0.00	0.00
09/30/14	DAILY ENDING BALANCE	0.00	0.00	545,056.04	0.00
09/30/14	CLOSING BALANCE	0.00	0.00	545,056.04	0.00

Cumulative realized capital gain and loss position from 12/31/2013 for securities held in principal of account:

Short Term: 0.00\* Long Term: 0.00\*

\* The above gain and loss position does not include transactions where tax cost information is incomplete or unavailable.

Cash and securities set forth on this Account Statement are held by The Bank of New York Mellon, an affiliate of The Bank of New York Mellon Trust Company, N.A. In addition, The Bank of New York Mellon Trust Company, N.A. may utilize subsidiaries and affiliates to provide services and certain products to the Account. Subsidiaries and affiliates may be compensated for their services and products.

The value of securities set forth on this Account Statement are obtained by The Bank of New York Mellon Trust Company, N.A., from its affiliate, The Bank of New York Mellon which determines such values for Corporate Trust on the basis of market prices and information obtained by The Bank of New York Mellon from unaffiliated third parties (including independent pricing vendors) ("third party pricing services"). The Bank of New York Mellon has not verified such market values or information and makes no assurances as to the accuracy or correctness of such market values or information or that the market values set forth on this Account Statement reflect the value of the securities that can be realized upon the sale of such securities. In addition, the market values for the securities set forth in this Account Statement may differ from the market prices and information for the same securities used by other business units of The Bank of New York Mellon Trust Company, N.A., The Bank of New York Mellon or their respective subsidiaries or affiliates based upon market prices and information received from other third party pricing services utilized by such other business units. Corporate Trust does not compare its market values with those used by, or reconcile different market values used by, other business units of The Bank of New York Mellon Trust Company, N.A., The Bank of New York Mellon or their respective subsidiaries or affiliates. Neither The Bank of New York Mellon Trust Company, N.A. nor The Bank of New York Mellon shall be liable for any loss, damage or expense incurred as a result of or arising from or related to the market values or information provided by third party pricing services or the differences in market prices or information provided by other third party pricing services.





**BNY MELLON**

The Bank of New York Mellon Trust Company, N.A.

KENT COUNTY WATER AUTHORITY  
FINANCE DIRECTOR  
1072 MAIN STREET  
WEST WARWICK RI 02893

Go Paperless. Securely access your account online to view your statements. Ask your BNY Mellon contact how we can help you access your accounts, enter your own transactions or submit an audit confirmation online. Also be sure to ask how Connect(SM), our new web-based, single sign-on platform can help you go paperless.

Visit us at [www.bnymellon.com](http://www.bnymellon.com)

### Account Statement


Statement Period 09/01/2014 Through 09/30/2014

Account 853025  
KENT COUNTY WATER AUTHORITY  
GENERAL REFUNDING REVENUE BONDS  
2012 SERIES A

ADMINISTRATIVE CONTACT: ERIN METENY  
525 WILLIAM PENN PLACE AIM 153-3800-38TH FL  
PITTSBURGH, PA 15259  
412-234-6247  
ERIN.MYERS1@BNYMELLON.COM

CLIENT SERVICE MANAGER: SUSAN CALISE  
135 SANTILLI HIGHWAY AIM 026-0018  
EVERETT, MA 02149  
617-382-5217  
SUSAN.CALISE@BNYMELLON.COM

### Account Overview



Percent of all Investments	Asset Classification	Market Value
100%	CASH AND SHORT TERM	1,739,126.55
100%	TOTAL OF ALL INVESTMENTS	1,739,126.55

### Summary of Assets Held

Asset Classification	Market Value	Cost	Accrued Income	Est Annual Income	Market Yield
CASH AND SHORT TERM	1,739,126.55	1,739,126.55	0.00	173.91	0.00%
ACCOUNT TOTALS	1,739,126.55	1,739,126.55	0.00	173.91	0.00%

### Summary of Cash Transactions

Transaction Category	Current Period			Year-to-Date	
	Income	Principal	Realized Gains/Losses	Income	Principal
OPENING BALANCE	0.00	0.00		0.00	0.00
DIVIDENDS	14.83	0.00	0.00	142.86	0.00
SALES AND REDEMPTIONS	0.00	0.00	0.00	0.00	728,953.10
OTHER CASH ADDITIONS	0.00	14.83	0.00	0.00	142.86
PAYMENTS AND WITHDRAWALS	14.83 -	0.00	0.00	142.86 -	728,953.10 -
PURCHASES	0.00	14.83 -	0.00	0.00	142.86 -
CLOSING BALANCE	0.00	0.00	0.00	0.00	0.00

The above cash transactions summary is provided for information purposes only and may not reflect actual taxable income or deductible expenses as reportable under the Internal Revenue Code.



**BNY MELLON**

The Bank of New York Mellon Trust Company, N.A.

Statement Period 09/01/2014 Through 09/30/2014

Account 853025

KCWA SER 2012 PJCT FD COI AC

### Statement of Assets Held

Shares / Par Value	Asset Description	Market Price Average Cost	Market Value Cost	Accrued Income Est Annual Income	Market Yield
<b>CASH AND SHORT TERM</b>					
1,739,126.550	FIDELITY INSTL M MKT GOVT #57 CLASS 1 CUSIP: S99992780	1.00000	1,739,126.55	0.00	0.00%
		1.00000	1,739,126.55	173.91	0.00%
<b>Total CASH AND SHORT TERM</b>			<b>1,739,126.55</b>	<b>0.00</b>	<b>0.00%</b>
			<b>1,739,126.55</b>	<b>173.91</b>	
<b>ACCOUNT TOTALS</b>			<b>1,739,126.55</b>	<b>0.00</b>	<b>0.00%</b>
Total Market Value Plus Total Accrued Income 1,739,126.55			<b>1,739,126.55</b>	<b>173.91</b>	

### Statement of Transactions

Transaction Date	Transaction Description	Income	Principal	Cost	Realized Gains/Losses
09/01/14	OPENING BALANCE	0.00	0.00	1,739,111.72	
09/03/14	Purchase FIDELITY INSTL M MKT GOVT #57 CLASS 1 14.83 SHARES	0.00	14.83 -	14.83	0.00
09/03/14	Dividend FIDELITY INSTL M MKT GOVT #57 CLASS 1 DIVIDEND	14.83	0.00	0.00	0.00
09/03/14	Cash Debit TRANSFERRED TO ACCOUNT 853025 FF	14.83 -	0.00	0.00	0.00
09/03/14	Cash Credit TRANSFERRED FROM ACCOUNT 853025 FF	0.00	14.83	0.00	0.00
09/03/14	DAILY ENDING BALANCE	0.00	0.00	1,739,126.55	0.00
09/30/14	CLOSING BALANCE	0.00	0.00	1,739,126.55	0.00

Cumulative realized capital gain and loss position from 12/31/2013 for securities held in principal of account:

Short Term: 0.00 \* Long Term: 0.00 \*

\* The above gain and loss position does not include transactions where tax cost information is incomplete or unavailable.

Cash and securities set forth on this Account Statement are held by The Bank of New York Mellon, an affiliate of The Bank of New York Mellon Trust Company, N.A. In addition, The Bank of New York Mellon Trust Company, N.A. may utilize subsidiaries and affiliates to provide services and certain products to the Account. Subsidiaries and affiliates may be compensated for their services and products.

The value of securities set forth on this Account Statement are obtained by The Bank of New York Mellon Trust Company, N.A., from its affiliate, The Bank of New York Mellon which determines such values for Corporate Trust on the basis of market prices and information obtained by The Bank of New York Mellon from unaffiliated third parties (including independent pricing vendors) ("third party pricing services"). The Bank of New York Mellon has not verified such market values or information and makes no assurances as to the accuracy or correctness of such market values or information or that the market values set forth on this Account Statement reflect the value of the securities that can be realized upon the sale of such securities. In addition, the market values for the securities set forth in this Account Statement may differ from the market prices and information for the same securities used by other business units of The Bank of New York Mellon Trust Company, N.A., The Bank of New York Mellon or their respective subsidiaries or affiliates based upon market prices and information received from other third party pricing services utilized by such other business units. Corporate Trust does not compare its market values with those used by, or reconcile different market values used by, other business units of The Bank of New York Mellon Trust Company, N.A., The Bank of New York Mellon or their respective subsidiaries or affiliates. Neither The Bank of New York Mellon Trust Company, N.A. nor The Bank of New York Mellon shall be liable for any loss, damage or expense incurred as a result of or arising from or related to the market values or information provided by third party pricing services or the differences in market prices or information provided by other third party pricing services.



# BNY MELLON

The Bank of New York Mellon Trust Company, N.A.

**GENERAL COUNTY WATER AUTHORITY**  
**FINANCE DIRECTOR**  
**1072 MAIN STREET**  
**WEST WARWICK RI 02893**

Go Paperless. Securely access your account online to view your statements. Ask your BNY Mellon contact how we can help you access your accounts, enter your own transactions or submit an audit confirmation online. Also be sure to ask how Connect(SM), our new web-based, single sign-on platform can help you go paperless.

Visit us at [www.bnymellon.com](http://www.bnymellon.com)

## Account Statement


Statement Period 09/01/2014 Through 09/30/2014

Account 853026  
GENERAL COUNTY WATER AUTHORITY  
GENERAL REFUNDING REVENUE BONDS  
DEBT SERVICE SAVINGS ACCOUNT FOR CIP

**ADMINISTRATIVE CONTACT: ERIN METENY**  
525 WILLIAM PENN PLACE AIM 153-3800-38TH FL  
PITTSBURGH, PA 15259  
412-234-6247  
ERIN.MYERS1@BNYMELLON.COM

**CLIENT SERVICE MANAGER: SUSAN CALISE**  
135 SANTILLI HIGHWAY AIM 026-0018  
EVERETT, MA 02149  
617-382-5217  
SUSAN.CALISE@BNYMELLON.COM

## Account Overview



Percent of all Investments	Asset Classification	Market Value
100%	CASH AND SHORT TERM	952,668.44
100%	TOTAL OF ALL INVESTMENTS	952,668.44

## Summary of Assets Held

Asset Classification	Market Value	Cost	Accrued Income	Est Annual Income	Market Yield
CASH AND SHORT TERM	952,668.44	952,668.44	0.00	95.27	0.01%
<b>ACCOUNT TOTALS</b>	<b>952,668.44</b>	<b>952,668.44</b>	<b>0.00</b>	<b>95.27</b>	<b>0.01%</b>

## Summary of Cash Transactions

Transaction Category	Current Period			Year-to-Date	
	Income	Principal	Realized Gains/Losses	Income	Principal
OPENING BALANCE	0.00	0.00		0.00	0.00
DIVIDENDS	7.43	0.00	0.00	51.29	0.00
OTHER CASH ADDITIONS	0.00	45,369.43	0.00	0.00	408,309.29
PAYMENTS AND WITHDRAWALS	7.43	0.00	0.00	51.29	0.00
PURCHASES	0.00	45,369.43	0.00	0.00	408,309.29
<b>CLOSING BALANCE</b>	<b>0.00</b>	<b>0.00</b>	<b>0.00</b>	<b>0.00</b>	<b>0.00</b>

The above cash transactions summary is provided for information purposes only and may not reflect actual taxable income or deductible expenses as reportable under the Internal Revenue Code.

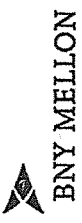
007081 XBNEFD02 024597

0 97710 m 1 PDS s 103 84





June 30, 2014



Envelope Contents

Account Information	Number of Pages	Starting Page Number	Account Information	Number of Pages	Starting Page Number
KCWA GENERAL REVENUE ACCOUNT 112600	4	1 of 24	KCWA SER 2004A DEBT SERVICE FD 112612	2	21 of 24
KCWA OPERATING REVENUE ALLOWANCE 112601	2	5 of 24	KCWA SER 2004A DEBT SERV RESRV 112613	2	23 of 24
KCWA GEN OP & MAINT ACCT 112602	4	7 of 24			
KCWA GEN REN & REP RESV ACCT 112603	2	11 of 24			
KCWA GENERAL RENEWAL AND REPLACEMENT AC 112604	2	13 of 24			
KCWA INFRASTRUCTURE ACCT 112605	4	15 of 24			
KCWA OPER & MAIN RESERVE ACCT 112606	2	19 of 24			

00007997 04 AB 1.312 04 TR 00101 XBNEF403 000000  
 KENT COUNTY WATER AUTHORITY  
 FINANCE DIRECTOR  
 1072 MAIN ST  
 WEST WARWICK RI 02889-3724

*This Page Intentionally Blank*



**BNY MELLON**

The Bank of New York Mellon Trust Company, N.A.

KENT COUNTY WATER AUTHORITY  
FINANCE DIRECTOR  
1072 MAIN ST  
WEST WARWICK RI 02893-3724

### Account Statement

Statement Period 06/01/2014 Through 06/30/2014

Account 112600  
KCWA GENERAL REVENUE ACCOUNT

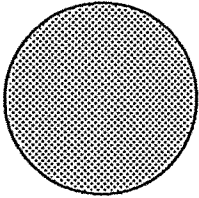
ADMINISTRATIVE CONTACT: ERIN METENY  
525 WILLIAM PENN PLACE AIM 153-3800-38TH FL  
PITTSBURGH, PA 15259  
412-234-6247  
ERIN.MYERS1@BNYMELLON.COM

CLIENT SERVICE MANAGER: SUSAN CALISE  
135 SANTILLI HIGHWAY AIM 026-0018  
EVERETT, MA 02149  
617-382-5217  
SUSAN.CALISE@BNYMELLON.COM

Go Paperless. Securely access your account online to view your statements. Ask your BNY Mellon contact how we can help you access your accounts, enter your own transactions or submit an audit confirmation online. Also be sure to ask how Connect(SM), our new web-based, single sign-on platform can help you go paperless.

Visit us at [www.bnymellon.com](http://www.bnymellon.com)

### Account Overview



Percent of all Investments	Asset Classification	Market Value
100%	CASH AND SHORT TERM	1,611,111.65
100%	TOTAL OF ALL INVESTMENTS	1,611,111.65

### Summary of Assets Held

Asset Classification	Market Value	Cost	Accrued Income	Est Annual Income	Market Yield
CASH AND SHORT TERM	1,611,111.65	1,611,111.65	0.00	161.11	0.00%
ACCOUNT TOTALS	1,611,111.65	1,611,111.65	0.00	161.11	0.00%

### Summary of Cash Transactions

Transaction Category	Current Period			Year-to-Date	
	Income	Principal	Realized Gains/Losses	Income	Principal
OPENING BALANCE	0.00	0.00		0.00	0.00
DIVIDENDS	18.52	0.00	0.00	121.33	0.00
SALES AND REDEMPTIONS	0.00	1,796,901.86	0.00	0.00	9,409,203.04
OTHER CASH ADDITIONS	0.00	1,426,121.22	0.00	0.00	10,422,625.71
PAYMENTS AND WITHDRAWALS	18.52 -	2,046,204.63 -	0.00	121.33 -	10,810,295.69 -
PURCHASES	0.00	1,176,818.45 -	0.00	0.00	9,021,533.06 -
CLOSING BALANCE	0.00	0.00	0.00	0.00	0.00

The above cash transactions summary is provided for information purposes only and may not reflect actual taxable income or deductible expenses as reportable under the Internal Revenue Code.

3  
97710  
M  
1803  
S 128961



BNY MELLON

The Bank of New York Mellon Trust Company, N.A.

Statement Period 06/01/2014 Through 06/30/2014

Account 112600

KCWA GENERAL REVENUE ACCOUNT

Statement of Assets Held

Table with columns: Shares / Par Value, Asset Description, Market Price Average Cost, Market Value Cost, Accrued Income Est Annual Income, Market Yield. Rows include CASH AND SHORT TERM and ACCOUNT TOTALS.

Statement of Transactions

Table with columns: Transaction Date, Transaction Description, Income, Principal, Cost, Realized Gains/Losses. Rows include various transactions from 06/01/14 to 06/10/14.





BNY MELLON

The Bank of New York Mellon Trust Company, N.A.

Statement Period 06/01/2014 Through 06/30/2014  
Account 112600  
KCWA GENERAL REVENUE ACCOUNT

Statement of Transactions - Continued

Transaction Date	Transaction Description	Income	Principal	Cost	Realized Gains/Losses
06/10/14	DAILY ENDING BALANCE	0.00	0.00	1,831,733.51	0.00
06/11/14	Sale FIDELITY INSTL M MKT GOVT #57 CLASS 1 415,322.50 SHARES	0.00	415,322.50	415,322.50 -	0.00
06/11/14	Cash Debit TRANSFER TO 112605 DATED 6/10/14	0.00	415,322.50 -	0.00	0.00
06/11/14	DAILY ENDING BALANCE	0.00	0.00	1,416,411.01	0.00
06/19/14	Purchase FIDELITY INSTL M MKT GOVT #57 CLASS 1 676,298.52 SHARES	0.00	676,298.52 ✓	676,298.52	0.00
06/19/14	Cash Credit WIRE RECEIVED FROM /009364950577 KENT COUNTY WATER AUTHORITY PO BOX 192 WEST WARWICK, RI 02893-0192 FFC TRUST ACCT# 112600 /BNF/DGLA111565 KENT COUNTY WATER // AUTHORITY TRNFD1406190656600 CRNO/B BK AMER NYC IMAD: 20140619B6B7HU4R003944	0.00	676,298.52	0.00	0.00
06/19/14	DAILY ENDING BALANCE	0.00	0.00	2,092,709.53	0.00
06/30/14	Sale FIDELITY INSTL M MKT GOVT #57 CLASS 1 481,597.88 SHARES	0.00	481,597.88	481,597.88 -	0.00
06/30/14	Cash Debit MONTHLY TRF FROM REV A/C 112600 TO KCWA R&R ACCT 112604 OF FDS REQ. TO COVER APPROVED BUDGET EXP WITH RESPECT TO R&R TRNIIJ1406302706100	0.00	8,333.33 -	0.00	0.00
06/30/14	Cash Debit MONTHLY TRF FROM REV A/C 112600 TO KCWA INFRASTRUCTURE ACCT 112605 OF FDS FOR APPROVED BUDGET EXP RE. INFRASTRUCTURE TRNIIJ1406302706300	0.00	450,000.00 -	0.00	0.00
06/30/14	Cash Debit MONTHLY TRF FROM REV A/C 112600 TO KCWA 2012 DS FUND OF FUNDS REQ FOR MONTHLY PMT ON SERIES 2012 BONDS TRNIIJ1406302706500	0.00	181,375.00 -	0.00	0.00
06/30/14	Cash Debit MONTHLY TRF FROM REV A/C 112600 TO KCWA 2012 DS SAVE OF FUNDS REQ FOR MONTHLY PMT ON SERIES 2012 BONDS TRNIIJ1406302706700	0.00	45,362.00 -	0.00	0.00
06/30/14	Cash Debit MONTHLY TRF FROM REV A/C 112600 TO KCWA GENERAL FUND OF FUNDS REQ FOR OPERATING REVENUE ALLOWANCE RESTRICTED TRNIIJ1406302706900	0.00	24,304.66 -	0.00	0.00
06/30/14	Cash Credit WIRE RECEIVED FROM /009364950577 KENT COUNTY WATER AUTHORITY PO BOX 192 WEST WARWICK, RI 02893-0192 FFC TRUST ACCOUNT 112600 /BNF/DGLA111565 KENT COUNTY WATER // AUTHORITY TRNFD1406304849300 CRNO/B BK AMER NYC IMAD: 20140630B6B7HU1R019092	0.00	227,777.11 ✓	0.00	0.00
06/30/14	DAILY ENDING BALANCE	0.00	0.00	1,611,111.65	0.00
06/30/14	CLOSING BALANCE	0.00	0.00	1,611,111.65	0.00

97710 m 1 PD3 s 128966



**BNY MELLON**

The Bank of New York Mellon Trust Company, N.A.

Statement Period 06/01/2014 Through 06/30/2014

Account 112600

KCWA GENERAL REVENUE ACCOUNT

### Statement of Transactions - Continued

Transaction Date	Transaction Description	Income	Principal	Cost	Realized Gains/Losses
------------------	-------------------------	--------	-----------	------	-----------------------

Cumulative realized capital gain and loss position from 12/31/2013 for securities held in principal of account:

Short Term: 0.00 \* Long Term: 0.00 \*

\* The above gain and loss position does not include transactions where tax cost information is incomplete or unavailable.

Cash and securities set forth on this Account Statement are held by The Bank of New York Mellon, an affiliate of The Bank of New York Mellon Trust Company, N.A. In addition, The Bank of New York Mellon Trust Company, N.A. may utilize subsidiaries and affiliates to provide services and certain products to the Account. Subsidiaries and affiliates may be compensated for their services and products.

The value of securities set forth on this Account Statement are obtained by The Bank of New York Mellon Trust Company, N.A., from its affiliate, The Bank of New York Mellon which determines such values for Corporate Trust on the basis of market prices and information obtained by The Bank of New York Mellon from unaffiliated third parties (including independent pricing vendors) ("third party pricing services"). The Bank of New York Mellon has not verified such market values or information and makes no assurances as to the accuracy or correctness of such market values or information or that the market values set forth on this Account Statement reflect the value of the securities that can be realized upon the sale of such securities. In addition, the market values for the securities set forth in this Account Statement may differ from the market prices and information for the same securities used by other business units of The Bank of New York Mellon Trust Company, N.A., The Bank of New York Mellon or their respective subsidiaries or affiliates based upon market prices and information received from other third party pricing services utilized by such other business units. Corporate Trust does not compare its market values with those used by, or reconcile different market values used by, other business units of The Bank of New York Mellon Trust Company, N.A., The Bank of New York Mellon or their respective subsidiaries or affiliates. Neither The Bank of New York Mellon Trust Company, N.A. nor The Bank of New York Mellon shall be liable for any loss, damage or expense incurred as a result of or arising from or related to the market values or information provided by third party pricing services or the differences in market prices or information provided by other third party pricing services.

0 9 7710 1 P03 S 129562



# BNY MELLON

The Bank of New York Mellon Trust Company, N.A.

KENT COUNTY WATER AUTHORITY  
FINANCE DIRECTOR  
1072 MAIN ST  
WEST WARWICK RI 02893-3724

## Account Statement

Statement Period 06/01/2014 Through 06/30/2014

Account 112601  
KCWA OPERATING REVENUE ALLOWANCE

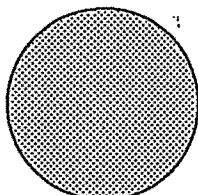
ADMINISTRATIVE CONTACT: ERIN METENY  
525 WILLIAM PENN PLACE AIM 153-3800-38TH FL  
PITTSBURGH, PA 15259  
412-234-6247  
ERIN.MYERS1@BNYMELLON.COM

CLIENT SERVICE MANAGER: SUSAN CALISE  
135 SANTILLI HIGHWAY AIM 026-0018  
EVERETT, MA 02149  
617-382-5217  
SUSAN.CALISE@BNYMELLON.COM

Go Paperless. Securely access your account online to view your statements. Ask your BNY Mellon contact how we can help you access your accounts, enter your own transactions or submit an audit confirmation online. Also be sure to ask how Connect(SM), our new web-based, single sign-on platform can help you go paperless.

Visit us at [www.bnymellon.com](http://www.bnymellon.com)

## Account Overview



Percent of all Investments	Asset Classification	Market Value
100%	CASH AND SHORT TERM	1,215,476.57
100%	TOTAL OF ALL INVESTMENTS	1,215,476.57

## Summary of Assets Held

Asset Classification	Market Value	Cost	Accrued Income	Est Annual Income	Market Yield
CASH AND SHORT TERM	1,215,476.57	1,215,476.57	0.00	119.12	0.00%
ACCOUNT TOTALS	1,215,476.57	1,215,476.57	0.00	119.12	0.00%

## Summary of Cash Transactions

Transaction Category	Current Period			Year-to-Date	
	Income	Principal	Realized Gains/Losses	Income	Principal
OPENING BALANCE	0.00	0.00		0.00	0.00
DIVIDENDS	9.93	0.00	0.00	55.23	0.00
OTHER CASH ADDITIONS	0.00	24,314.59	0.00	0.00	145,883.19
PAYMENTS AND WITHDRAWALS	9.93 -	0.00	0.00	55.23 -	0.00
PURCHASES	0.00	9.93 -	0.00	0.00	121,578.53 -
CLOSING BALANCE	0.00	24,304.66	0.00	0.00	24,304.66

The above cash transactions summary is provided for information purposes only and may not reflect actual taxable income or deductible expenses as reportable under the Internal Revenue Code.

C 97710 M 1 P03 S 129969



BNY MELLON

The Bank of New York Mellon Trust Company, N.A.

Statement Period 06/01/2014 Through 06/30/2014

Account 112601

KCWA OPERATING REVENUE ALLOWANCE

Statement of Assets Held

Table with columns: Shares / Par Value, Asset Description, Market Price Average Cost, Market Value Cost, Accrued Income Est Annual Income, Market Yield. Rows include CASH AND SHORT TERM, FIDELITY INSTL M MKT GOVT #57 CLASS 1, CASH BALANCE, and Total CASH AND SHORT TERM.

ACCOUNT TOTALS

Total Market Value Plus Total Accrued Income 1,215,476.57

Statement of Transactions

Table with columns: Transaction Date, Transaction Description, Income, Principal, Cost, Realized Gains/Losses. Rows include OPENING BALANCE, Purchase, Dividend, Cash Debit, Cash Credit, and DAILY ENDING BALANCE for various dates in 2014.

Cumulative realized capital gain and loss position from 12/31/2013 for securities held in principal of account:

Short Term: 0.00 \* Long Term: 0.00 \*

\* The above gain and loss position does not include transactions where tax cost information is incomplete or unavailable.

Cash and securities set forth on this Account Statement are held by The Bank of New York Mellon, an affiliate of The Bank of New York Mellon Trust Company, N.A. In addition, The Bank of New York Mellon Trust Company, N.A. may utilize subsidiaries and affiliates to provide services and certain products to the Account.

The value of securities set forth on this Account Statement are obtained by The Bank of New York Mellon Trust Company, N.A., from its affiliate, The Bank of New York Mellon which determines such values for Corporate Trust on the basis of market prices and information obtained by The Bank of New York Mellon from unaffiliated third parties (including independent pricing vendors) ("third party pricing services").



**BNY MELLON**

The Bank of New York Mellon Trust Company, N.A.

KENT COUNTY WATER AUTHORITY  
FINANCE DIRECTOR  
1072 MAIN ST  
WEST WARWICK RI 02893-3724

### Account Statement

Statement Period 06/01/2014 Through 06/30/2014

Account 112602  
KCWA GEN OP & MAINT ACCT

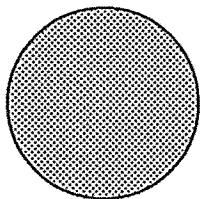
ADMINISTRATIVE CONTACT: ERIN METENY  
525 WILLIAM PENN PLACE AIM 153-3800-38TH FL  
PITTSBURGH, PA 15259  
412-234-6247  
ERIN.MYERS1@BNYMELLON.COM

Go Paperless. Securely access your account online to view your statements. Ask your BNY Mellon contact how we can help you access your accounts, enter your own transactions or submit an audit confirmation online. Also be sure to ask how Connect(SM), our new web-based, single sign-on platform can help you go paperless.

Visit us at [www.bnymellon.com](http://www.bnymellon.com)

CLIENT SERVICE MANAGER: SUSAN CALISE  
135 SANTILLI HIGHWAY AIM 026-0018  
EVERETT, MA 02149  
617-382-5217  
SUSAN.CALISE@BNYMELLON.COM

### Account Overview



Percent of all Investments	Asset Classification	Market Value
100%	CASH AND SHORT TERM	0.32
100%	TOTAL OF ALL INVESTMENTS	0.32

### Summary of Assets Held

Asset Classification	Market Value	Cost	Accrued Income	Est Annual Income	Market Yield
CASH AND SHORT TERM	0.32	0.32	0.00	0.00	0.00%
ACCOUNT TOTALS	0.32	0.32	0.00	0.00	0.00%

### Summary of Cash Transactions

Transaction Category	Current Period			Year-to-Date	
	Income	Principal	Realized Gains/Losses	Income	Principal
OPENING BALANCE	0.00	0.00		0.00	0.00
DIVIDENDS	0.02	0.00	0.00	0.08	0.00
SALES AND REDEMPTIONS	0.00	21,507.14	0.00	0.00	177,843.05
OTHER CASH ADDITIONS	0.00	921,507.16	0.00	0.00	5,677,843.13
PAYMENTS AND WITHDRAWALS	0.02 -	921,507.14 -	0.00	0.08 -	5,677,843.05 -
PURCHASES	0.00	21,507.16 -	0.00	0.00	177,843.13 -
CLOSING BALANCE	0.00	0.00	0.00	0.00	0.00

The above cash transactions summary is provided for information purposes only and may not reflect actual taxable income or deductible expenses as reportable under the Internal Revenue Code.

C 07710 M 1 P03 S 129984



BNY MELLON

The Bank of New York Mellon Trust Company, N.A.

Statement Period 06/01/2014 Through 06/30/2014

Account 112602

KCWA GEN OP & MAINT ACCT

Statement of Assets Held

Shares / Par Value	Asset Description	Market Price Average Cost	Market Value Cost	Accrued Income Est Annual Income	Market Yield
<b>CASH AND SHORT TERM</b>					
0.320	FIDELITY INSTL M MKT GOVT #57 CLASS 1	1.00000	0.32	0.00	0.00%
	CUSIP: S99992780	1.00000	0.32	0.00	
<b>Total CASH AND SHORT TERM</b>			<b>0.32</b>	<b>0.00</b>	<b>0.00%</b>
			0.32	0.00	0.00%
<b>ACCOUNT TOTALS</b>			<b>0.32</b>	<b>0.00</b>	<b>0.00%</b>
Total Market Value Plus Total Accrued Income 0.32					

Statement of Transactions

Transaction Date	Transaction Description	Income	Principal	Cost	Realized Gains/Losses
06/01/14	OPENING BALANCE	0.00	0.00	0.30	
06/03/14	Purchase FIDELITY INSTL M MKT GOVT #57 CLASS 1 0.02 SHARES	0.00	0.02 -	0.02	0.00
06/03/14	Dividend FIDELITY INSTL M MKT GOVT #57 CLASS 1 DIVIDEND	0.02	0.00	0.00	0.00
06/03/14	Cash Debit BANK OF AMERICA N.A, RI ABA: 011500010 728018921 KCWA GENERAL FUND WIRE TO KCWA - BANK OF AMERICA. PURPOSE OF PAYMENT - PARTIAL FUNDING OF APPROVED BUDGET PER REQ DATED 6/2/14 TRNDSP1406034083200	0.00	900,000.00 -	0.00	0.00
06/03/14	Cash Credit RECIEVED FROM 112600 REVENUE ACCOUNT PAYMENT OF OP + MAINT REQ DATED 6/2/14 KCWA GENERAL FUND	0.00	900,000.00	0.00	0.00
06/03/14	Cash Debit TRANSFERRED TO ACCOUNT 112602 FF	0.02 -	0.00	0.00	0.00
06/03/14	Cash Credit TRANSFERRED FROM ACCOUNT 112602 FF	0.00	0.02	0.00	0.00
06/03/14	DAILY ENDING BALANCE	0.00	0.00	0.32	0.00
06/10/14	Purchase FIDELITY INSTL M MKT GOVT #57 CLASS 1 21,507.14 SHARES	0.00	21,507.14 -	21,507.14	0.00
06/10/14	Cash Credit RECIEVED FROM 112600 REVENUE ACCOUNT PAYMENT OF OP + MAINT REQ DATED 6/10/14 KCWA GENERAL FUND	0.00	21,507.14	0.00	0.00
06/10/14	DAILY ENDING BALANCE	0.00	0.00	21,507.46	0.00
06/11/14	Sale FIDELITY INSTL M MKT GOVT #57 CLASS 1 21,507.14 SHARES	0.00	21,507.14	21,507.14 -	0.00
06/11/14	Check WATER QUALITY PROTECTION FUND FOR \$0.01054/100 GAL WATER QUALITY PROTECTION SURCHARGE RE: WATER PROTECTION MAY 2014	0.00	1,895.50 -	0.00	0.00
06/11/14	Check GENERAL TREASURER, STATE OF RHODE ISLAND FOR \$0.010664/100 GAL WATER QUALITY PROTECTION SURCHARGE RE: WATER PROTECTION MAY 2014	0.00	19,611.64 -	0.00	0.00
06/11/14	DAILY ENDING BALANCE	0.00	0.00	0.32	0.00
06/30/14	CLOSING BALANCE	0.00	0.00	0.32	0.00



BNY MELLON

The Bank of New York Mellon Trust Company, N.A.

Statement Period 06/01/2014 Through 06/30/2014

Account 112602

KCWA GEN OP & MAINT ACCT

### Statement of Transactions - Continued

Transaction Date	Transaction Description	Income	Principal	Cost	Realized Gains/Losses
------------------	-------------------------	--------	-----------	------	-----------------------

Cumulative realized capital gain and loss position from 12/31/2013 for securities held in principal of account:

Short Term:	0.00 *	Long Term:	0.00 *
-------------	--------	------------	--------

\* The above gain and loss position does not include transactions where tax cost information is incomplete or unavailable.

Cash and securities set forth on this Account Statement are held by The Bank of New York Mellon, an affiliate of The Bank of New York Mellon Trust Company, N.A. In addition, The Bank of New York Mellon Trust Company, N.A. may utilize subsidiaries and affiliates to provide services and certain products to the Account. Subsidiaries and affiliates may be compensated for their services and products.

The value of securities set forth on this Account Statement are obtained by The Bank of New York Mellon Trust Company, N.A., from its affiliate, The Bank of New York Mellon which determines such values for Corporate Trust on the basis of market prices and information obtained by The Bank of New York Mellon from unaffiliated third parties (including independent pricing vendors) ("third party pricing services"). The Bank of New York Mellon has not verified such market values or information and makes no assurances as to the accuracy or correctness of such market values or information or that the market values set forth on this Account Statement reflect the value of the securities that can be realized on the sale of such securities. In addition, the market values for the securities set forth in this Account Statement may differ from the market prices and information for the same securities used by other business units of The Bank of New York Mellon Trust Company, N.A., The Bank of New York Mellon or their respective subsidiaries or affiliates based upon market prices and information received from other third party pricing services utilized by such other business units. Corporate Trust does not compare its market values with those used by, or reconcile different market values used by, other business units of The Bank of New York Mellon Trust Company, N.A., The Bank of New York Mellon or their respective subsidiaries or affiliates. Neither The Bank of New York Mellon Trust Company, N.A. nor The Bank of New York Mellon shall be liable for any loss, damage or expense incurred as a result of or arising from or related to the market values or information provided by third party pricing services or the differences in market prices or information provided by other third party pricing services.

6  
97710  
M  
1 PD3 S 129 955









BNY MELLON

The Bank of New York Mellon Trust Company, N.A.

Statement Period 06/01/2014 Through 06/30/2014

Account 112603

KCWA GEN REN & REP RESV ACCT

### Statement of Assets Held

Shares / Par Value	Asset Description	Market Price Average Cost	Market Value Cost	Accrued Income Est Annual Income	Market Yield
<b>CASH AND SHORT TERM</b>					
1,272,826.070	FIDELITY INSTL M MKT GOVT #57 CLASS 1	1.00000	1,272,826.07	0.00	0.00%
	CUSIP: S99992780	1.00000	1,272,826.07	127.28	
<b>Total CASH AND SHORT TERM</b>			<b>1,272,826.07</b>	<b>0.00</b>	<b>0.00%</b>
			<b>1,272,826.07</b>	<b>127.28</b>	
<b>ACCOUNT TOTALS</b>			<b>1,272,826.07</b>	<b>0.00</b>	<b>0.00%</b>
			<b>1,272,826.07</b>	<b>127.28</b>	
Total Market Value Plus Total Accrued Income 1,272,826.07					

### Statement of Transactions

Transaction Date	Transaction Description	Income	Principal	Cost	Realized Gains/Losses
06/01/14	OPENING BALANCE	0.00	0.00	1,272,815.22	
06/03/14	Purchase FIDELITY INSTL M MKT GOVT #57 CLASS 1 10.85 SHARES	0.00	10.85 -	10.85	0.00
06/03/14	Dividend FIDELITY INSTL M MKT GOVT #57 CLASS 1 DIVIDEND	10.85	0.00	0.00	0.00
06/03/14	Cash Debit TRANSFERRED TO ACCOUNT 112603 FF	10.85 -	0.00	0.00	0.00
06/03/14	Cash Credit TRANSFERRED FROM ACCOUNT 112603 FF	0.00	10.85	0.00	0.00
06/03/14	DAILY ENDING BALANCE	0.00	0.00	1,272,826.07	0.00
06/30/14	CLOSING BALANCE	0.00	0.00	1,272,826.07	0.00

Cumulative realized capital gain and loss position from 12/31/2013 for securities held in principal of account:

Short Term: 0.00 \* Long Term: 0.00 \*

\* The above gain and loss position does not include transactions where tax cost information is incomplete or unavailable.

Cash and securities set forth on this Account Statement are held by The Bank of New York Mellon, an affiliate of The Bank of New York Mellon Trust Company, N.A. In addition, The Bank of New York Mellon Trust Company, N.A. may utilize subsidiaries and affiliates to provide services and certain products to the Account. Subsidiaries and affiliates may be compensated for their services and products.

The value of securities set forth on this Account Statement are obtained by The Bank of New York Mellon Trust Company, N.A., from its affiliate, The Bank of New York Mellon which determines such values for Corporate Trust on the basis of market prices and information obtained by The Bank of New York Mellon from unaffiliated third parties (including independent pricing vendors) ("third party pricing services"). The Bank of New York Mellon has not verified such market values or information and makes no assurances as to the accuracy or correctness of such market values or information or that the market values set forth on this Account Statement reflect the value of the securities that can be realized upon the sale of such securities. In addition, the market values for the securities set forth in this Account Statement may differ from the market prices and information for the same securities used by other business units of The Bank of New York Mellon Trust Company, N.A., The Bank of New York Mellon or their respective subsidiaries or affiliates based upon market prices and information received from other third party pricing services utilized by such other business units. Corporate Trust does not compare its market values with those used by, or reconcile different market values used by, other business units of The Bank of New York Mellon Trust Company, N.A., The Bank of New York Mellon or their respective subsidiaries or affiliates. Neither The Bank of New York Mellon Trust Company, N.A. nor The Bank of New York Mellon shall be liable for any loss, damage or expense incurred as a result of or arising from or related to the market values or information provided by third party pricing services or the differences in market prices or information provided by other third party pricing services.

0 9 2710 1 P03 S 129 985



# BNY MELLON

The Bank of New York Mellon Trust Company, N.A.

KENT COUNTY WATER AUTHORITY  
FINANCE DIRECTOR  
1072 MAIN ST  
WEST WARWICK RI 02893-3724

## Account Statement

Statement Period 06/01/2014 Through 06/30/2014

Account 112604  
KCWA GENERAL RENEWAL AND REPLACEMENT AC


Go Paperless. Securely access your account online to view your statements. Ask your BNY Mellon contact how we can help you access your accounts, enter your own transactions or submit an audit confirmation online. Also be sure to ask how Connect(SM), our new web-based, single sign-on platform can help you go paperless.

ADMINISTRATIVE CONTACT: ERIN METENY  
525 WILLIAM PENN PLACE AIM 153-3800-38TH FL  
PITTSBURGH, PA 15259  
412-234-6247  
ERIN.MYERS1@BNYMELLON.COM

Visit us at [www.bnymellon.com](http://www.bnymellon.com)

CLIENT SERVICE MANAGER: SUSAN CALISE  
135 SANTILLI HIGHWAY AIM 026-0018  
EVERETT, MA 02149  
617-382-5217  
SUSAN.CALISE@BNYMELLON.COM

## Account Overview



Percent of all Investments	Asset Classification	Market Value
100% ☉	CASH AND SHORT TERM	262,936.83
100%	TOTAL OF ALL INVESTMENTS	262,936.83

## Summary of Assets Held

Asset Classification	Market Value	Cost	Accrued Income	Est Annual Income	Market Yield
CASH AND SHORT TERM	262,936.83	262,936.83	0.00	25.46	0.00%
ACCOUNT TOTALS	262,936.83	262,936.83	0.00	25.46	0.00%

## Summary of Cash Transactions

Transaction Category	Current Period			Year-to-Date	
	Income	Principal	Realized Gains/Losses	Income	Principal
OPENING BALANCE	0.00	0.00		0.00	0.00
DIVIDENDS	2.13	0.00	0.00	12.72	0.00
SALES AND REDEMPTIONS	0.00	0.00	0.00	0.00	75,442.67
OTHER CASH ADDITIONS	0.00	8,335.46	0.00	0.00	50,012.70
PAYMENTS AND WITHDRAWALS	2.13 -	0.00	0.00	12.72 -	83,776.00 -
PURCHASES	0.00	2.13 -	0.00	0.00	33,346.04 -
CLOSING BALANCE	0.00	8,333.33	0.00	0.00	8,333.33

The above cash transactions summary is provided for information purposes only and may not reflect actual taxable income or deductible expenses as reportable under the Internal Revenue Code.



BNY MELLON

The Bank of New York Mellon Trust Company, N.A.

Statement Period 06/01/2014 Through 06/30/2014  
Account 112604  
KCWA GENERAL RENEWAL AND REPLACEMENT A

Statement of Assets Held

Table with columns: Shares / Par Value, Asset Description, Market Price Average Cost, Market Value Cost, Accrued Income Est Annual Income, Market Yield. Rows include CASH AND SHORT TERM, FIDELITY INSTL M MKT GOVT #57 CLASS 1, CASH BALANCE, and ACCOUNT TOTALS.

Statement of Transactions

Table with columns: Transaction Date, Transaction Description, Income, Principal, Cost, Realized Gains/Losses. Rows include OPENING BALANCE, Purchase, Dividend, Cash Debit, Cash Credit, and DAILY ENDING BALANCE for various dates in 2014.

Cumulative realized capital gain and loss position from 12/31/2013 for securities held in principal of account:

Short Term: 0.00 \* Long Term: 0.00 \*

\* The above gain and loss position does not include transactions where tax cost information is incomplete or unavailable.

Cash and securities set forth on this Account Statement are held by The Bank of New York Mellon, an affiliate of The Bank of New York Mellon Trust Company, N.A. In addition, The Bank of New York Mellon Trust Company, N.A. may utilize subsidiaries and affiliates to provide services and certain products to the Account.

The value of securities set forth on this Account Statement are obtained by The Bank of New York Mellon Trust Company, N.A., from its affiliate, The Bank of New York Mellon which determines such values for Corporate Trust on the basis of market prices and information obtained by The Bank of New York Mellon from unaffiliated third parties (including independent pricing vendors) ("third party pricing services").



# BNY MELLON

The Bank of New York Mellon Trust Company, N.A.

KENT COUNTY WATER AUTHORITY  
FINANCE DIRECTOR  
1072 MAIN ST  
WEST WARWICK RI 02893-3724

## Account Statement

Statement Period 06/01/2014 Through 06/30/2014

Account 112605  
KCWA INFRASTRUCTURE ACCT


ADMINISTRATIVE CONTACT: ERIN METENY  
525 WILLIAM PENN PLACE AIM 153-3800-38TH FL  
PITTSBURGH, PA 15259  
412-234-6247  
ERIN.MYERS1@BNYMELLON.COM

CLIENT SERVICE MANAGER: SUSAN CALISE  
135 SANTILLI HIGHWAY AIM 026-0018  
EVERETT, MA 02149  
617-382-5217  
SUSAN.CALISE@BNYMELLON.COM

Go Paperless. Securely access your account online to view your statements. Ask your BNY Mellon contact how we can help you access your accounts, enter your own transactions or submit an audit confirmation online. Also be sure to ask how Connect(SM), our new web-based, single sign-on platform can help you go paperless.

Visit us at [www.bnymellon.com](http://www.bnymellon.com)

## Account Overview



Percent of all Investments	Asset Classification	Market Value
100%	CASH AND SHORT TERM	6,277,494.43
100%	TOTAL OF ALL INVESTMENTS	6,277,494.43

## Summary of Assets Held

Asset Classification	Market Value	Cost	Estimated Income	Est Annual Income	Market Yield
CASH AND SHORT TERM	6,277,494.43	6,277,494.43	0.00	582.75	0.00%
ACCOUNT TOTALS	6,277,494.43	6,277,494.43	0.00	582.75	0.00%

## Summary of Cash Transactions

Transaction Category	Current Period			Year-to-Date	
	Income	Principal	Realized Gains/Losses	Income	Principal
OPENING BALANCE	0.00	0.00		0.00	0.00
DIVIDENDS	45.15	0.00	0.00	282.42	0.00
SALES AND REDEMPTIONS	0.00	318,546.39	0.00	0.00	2,930,277.85
OTHER CASH ADDITIONS	0.00	865,367.65	0.00	0.00	3,115,604.92
PAYMENTS AND WITHDRAWALS	45.15 -	318,546.39 -	0.00	282.42 -	2,930,277.85 -
PURCHASES	0.00	415,367.65 -	0.00	0.00	2,665,604.92 -
CLOSING BALANCE	0.00	450,000.00	0.00	0.00	450,000.00

The above cash transactions summary is provided for information purposes only and may not reflect actual taxable income or deductible expenses as reportable under the Internal Revenue Code.



BNY MELLON

The Bank of New York Mellon Trust Company, N.A.

Statement Period 06/01/2014 Through 06/30/2014

Account 112605

KCWA INFRASTRUCTURE ACCT

Statement of Assets Held

Table with columns: Shares / Par Value, Asset Description, Market Price Average Cost, Market Value Cost, Accrued Income Est Annual Income, Market Yield. Rows include CASH AND SHORT TERM, FIDELITY INSTL M MKT GOVT #57 CLASS 1, CASH BALANCE, and ACCOUNT TOTALS.

Statement of Transactions

Table with columns: Transaction Date, Transaction Description, Income, Principal, Cost, Realized Gains/Losses. Rows include OPENING BALANCE, various purchases and sales of FIDELITY INSTL M MKT GOVT #57 CLASS 1, and CLOSING BALANCE.

Cumulative realized capital gain and loss position from 12/31/2013 for securities held in principal of account:

Short Term: 0.00 \* Long Term: 0.00 \*

\* The above gain and loss position does not include transactions where tax cost information is incomplete or unavailable.



**BNY MELLON**

The Bank of New York Mellon Trust Company, N.A.

Statement Period 06/01/2014 Through 06/30/2014  
Account 112605  
KCWA INFRASTRUCTURE ACCT

Cash and securities set forth on this Account Statement are held by The Bank of New York Mellon, an affiliate of The Bank of New York Mellon Trust Company, N.A. In addition, The Bank of New York Mellon Trust Company, N.A. may utilize subsidiaries and affiliates to provide services and certain products to the Account. Subsidiaries and affiliates may be compensated for their services and products.

The value of securities set forth on this Account Statement are obtained by The Bank of New York Mellon Trust Company, N.A., from its affiliate, The Bank of New York Mellon which determines such values for Corporate Trust on the basis of market prices and information obtained by The Bank of New York Mellon from unaffiliated third parties (including independent pricing vendors) ("third party pricing services"). The Bank of New York Mellon has not verified such market values or information and makes no assurances as to the accuracy or correctness of such market values or information or that the market values set forth on this Account Statement reflect the value of the securities that can be realized on the sale of such securities. In addition, the market values for the securities set forth in this Account Statement may differ from the market prices and information for the same securities used by other business units of The Bank of New York Mellon Trust Company, N.A., The Bank of New York Mellon or their respective subsidiaries or affiliates based upon market prices and information received from other third party pricing services utilized by such other business units. Corporate Trust does not compare its market values with those used by, or reconcile different market values used by, other business units of The Bank of New York Mellon Trust Company, N.A., The Bank of New York Mellon or their respective subsidiaries or affiliates. Neither The Bank of New York Mellon Trust Company, N.A. nor The Bank of New York Mellon shall be liable for any loss, damage or expense incurred as a result of or arising from or related to the market values or information provided by third party pricing services or the differences in market prices or information provided by other third party pricing services.

07710  
M  
1 PD3 S 129 989

***This Page Intentionally Blank***





# BNY MELLON

The Bank of New York Mellon Trust Company, N.A.

KENT COUNTY WATER AUTHORITY  
FINANCE DIRECTOR  
1072 MAIN ST  
WEST WARWICK RI 02893-3724

## Account Statement

Statement Period 06/01/2014 Through 06/30/2014

Account 112606  
KCWA OPER & MAIN RESERVE ACCT

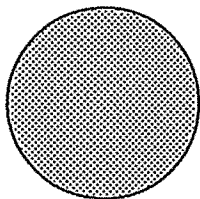
ADMINISTRATIVE CONTACT: ERIN METENY  
525 WILLIAM PENN PLACE AIM 153-3800-38TH FL  
PITTSBURGH, PA 15259  
412-234-6247  
ERIN.MYERS1@BNYMELLON.COM

CLIENT SERVICE MANAGER: SUSAN CALISE  
135 SANTILLI HIGHWAY AIM 026-0018  
EVERETT, MA 02149  
617-382-5217  
SUSAN.CALISE@BNYMELLON.COM

Go Paperless. Securely access your account online to view your statements. Ask your BNY Mellon contact how we can help you access your accounts, enter your own transactions or submit an audit confirmation online. Also be sure to ask how Connect(SM), our new web-based, single sign-on platform can help you go paperless.

Visit us at [www.bnymellon.com](http://www.bnymellon.com)

## Account Overview



Percent of all Investments	Asset Classification	Market Value
100% ⊕	CASH AND SHORT TERM	2,493,284.46
100%	TOTAL OF ALL INVESTMENTS	2,493,284.46

## Summary of Assets Held

Asset Classification	Market Value	Cost	Accrued Income	Est Annual Income	Market Yield
CASH AND SHORT TERM	2,493,284.46	2,493,284.46	0.00	249.33	0.01%
ACCOUNT TOTALS	2,493,284.46	2,493,284.46	0.00	249.33	0.01%

## Summary of Cash Transactions

Transaction Category	Current Period			Year-to-Date	
	Income	Principal	Realized Gains/Losses	Income	Principal
OPENING BALANCE	0.00	0.00		0.00	0.00
DIVIDENDS	21.13	0.00	0.00	124.03	0.00
OTHER CASH ADDITIONS	0.00	21.13	0.00	0.00	124.03
PAYMENTS AND WITHDRAWALS	21.13 -	0.00	0.00	124.03 -	0.00
PURCHASES	0.00	21.13 -	0.00	0.00	124.03 -
CLOSING BALANCE	0.00	0.00	0.00	0.00	0.00

The above cash transactions summary is provided for information purposes only and may not reflect actual taxable income or deductible expenses as reportable under the Internal Revenue Code.

9 2710 M 1 P03 S 129970



BNY MELLON

The Bank of New York Mellon Trust Company, N.A.

Statement Period 06/01/2014 Through 06/30/2014

Account 112606

KCWA OPER & MAIN RESERVE ACCT

### Statement of Assets Held

Shares / Par Value	Asset Description	Market Price Average Cost	Market Value Cost	Accrued Income Est Annual Income	Market Yield
<b>CASH AND SHORT TERM</b>					
2,493,284.460	FIDELITY INSTL M MKT GOVT #57 CLASS 1	1.00000	2,493,284.46	0.00	0.01%
	CUSIP: S99992780	1.00000	2,493,284.46	249.33	
<b>Total CASH AND SHORT TERM</b>			<b>2,493,284.46</b>	<b>0.00</b>	<b>0.01%</b>
			<b>2,493,284.46</b>	<b>249.33</b>	
<b>ACCOUNT TOTALS</b>			<b>2,493,284.46</b>	<b>0.00</b>	<b>0.01%</b>
			<b>2,493,284.46</b>	<b>249.33</b>	
Total Market Value Plus Total Accrued Income 2,493,284.46					

### Statement of Transactions

Transaction Date	Transaction Description	Income	Principal	Cost	Realized Gains/Losses
06/01/14	OPENING BALANCE	0.00	0.00	2,493,263.33	
06/03/14	Purchase FIDELITY INSTL M MKT GOVT #57 CLASS 1 21.13 SHARES	0.00	21.13 -	21.13	0.00
06/03/14	Dividend FIDELITY INSTL M MKT GOVT #57 CLASS 1 DIVIDEND	21.13	0.00	0.00	0.00
06/03/14	Cash Debit TRANSFERRED TO ACCOUNT 112606 FF	21.13 -	0.00	0.00	0.00
06/03/14	Cash Credit TRANSFERRED FROM ACCOUNT 112606 FF	0.00	21.13	0.00	0.00
06/03/14	DAILY ENDING BALANCE	0.00	0.00	2,493,284.46	0.00
06/30/14	CLOSING BALANCE	0.00	0.00	2,493,284.46	0.00

Cumulative realized capital gain and loss position from 12/31/2013 for securities held in principal of account:

Short Term: 0.00 \* Long Term: 0.00 \*

\* The above gain and loss position does not include transactions where tax cost information is incomplete or unavailable.

Cash and securities set forth on this Account Statement are held by The Bank of New York Mellon, an affiliate of The Bank of New York Mellon Trust Company, N.A. In addition, The Bank of New York Mellon Trust Company, N.A. may utilize subsidiaries and affiliates to provide services and certain products to the Account. Subsidiaries and affiliates may be compensated for their services and products.

The value of securities set forth on this Account Statement are obtained by The Bank of New York Mellon Trust Company, N.A., from its affiliate, The Bank of New York Mellon which determines such values for Corporate Trust on the basis of market prices and information obtained by The Bank of New York Mellon from unaffiliated third parties (including independent pricing vendors) ("third party pricing services"). The Bank of New York Mellon has not verified such market values or information and makes no assurances as to the accuracy or correctness of such market values or information or that the market values set forth on this Account Statement reflect the value of the securities that can be realized upon the sale of such securities. In addition, the market values for the securities set forth in this Account Statement may differ from the market prices and information for the same securities used by other business units of The Bank of New York Mellon Trust Company, N.A., The Bank of New York Mellon or their respective subsidiaries or affiliates based upon market prices and information received from other third party pricing services utilized by such other business units. Corporate Trust does not compare its market values with those used by, or reconcile different market values used by, other business units of The Bank of New York Mellon Trust Company, N.A., The Bank of New York Mellon or their respective subsidiaries or affiliates. Neither The Bank of New York Mellon Trust Company, N.A. nor The Bank of New York Mellon shall be liable for any loss, damage or expense incurred as a result of or arising from or related to the market values or information provided by third party pricing services or the differences in market prices or information provided by other third party pricing services.



# BNY MELLON

The Bank of New York Mellon Trust Company, N.A.

KENT COUNTY WATER AUTHORITY  
FINANCE DIRECTOR  
1072 MAIN ST  
WEST WARWICK RI 02893-3724

## Account Statement

Statement Period 06/01/2014 Through 06/30/2014

Account 112612  
KCWA SER 2004A DEBT SERVICE FD


ADMINISTRATIVE CONTACT: ERIN METENY  
525 WILLIAM PENN PLACE AIM 153-3800-38TH FL  
PITTSBURGH, PA 15259  
412-234-6247  
ERIN.MYERS1@BNYMELLON.COM

CLIENT SERVICE MANAGER: SUSAN CALISE  
135 SANTILLI HIGHWAY AIM 026-0018  
EVERETT, MA 02149  
617-382-5217  
SUSAN.CALISE@BNYMELLON.COM

Go Paperless. Securely access your account online to view your statements. Ask your BNY Mellon contact how we can help you access your accounts, enter your own transactions or submit an audit confirmation online. Also be sure to ask how Connect(SM), our new web-based, single sign-on platform can help you go paperless.

Visit us at [www.bnymellon.com](http://www.bnymellon.com)

## Account Overview



Percent of all Investments	Asset Classification	Market Value
100%	CASH AND SHORT TERM	995,998.02
100%	TOTAL OF ALL INVESTMENTS	995,998.02

## Summary of Assets Held

Asset Classification	Market Value	Cost	Accrued Income	Est Annual Income	Market Yield
CASH AND SHORT TERM	995,998.02	995,998.02	0.00	99.60	0.01%
ACCOUNT TOTALS	995,998.02	995,998.02	0.00	99.60	0.01%

## Summary of Cash Transactions

Transaction Category	Current Period			Year-to-Date	
	Income	Principal	Realized Gains/Losses	Income	Principal
OPENING BALANCE	0.00	0.00			
DIVIDENDS	7.76	0.00	0.00	34.08	0.00
SALES AND REDEMPTIONS	0.00	0.00	0.00	0.00	18,056.25
OTHER CASH ADDITIONS	0.00	7.76	0.00	0.00	460,914.28
PAYMENTS AND WITHDRAWALS	7.76 -	0.00	0.00	34.08 -	18,056.25 -
PURCHASES	0.00	7.76 -	0.00	0.00	460,914.28 -
CLOSING BALANCE	0.00	0.00	0.00	0.00	0.00

The above cash transactions summary is provided for information purposes only and may not reflect actual taxable income or deductible expenses as reportable under the Internal Revenue Code.

C  
97710  
M  
1 PD3 s 129 971



**BNY MELLON**

The Bank of New York Mellon Trust Company, N.A.

Statement Period 06/01/2014 Through 06/30/2014

Account 112612

KCWA SER 2004A DEBT SERVICE FD

**Statement of Assets Held**

Shares / Par Value	Asset Description	Market Price Average Cost	Market Value Cost	Accrued Income Est Annual Income	Market Yield
<b>CASH AND SHORT TERM</b>					
995,998.020	FIDELITY INSTL M MKT GOVT #57 CLASS 1 CUSIP: S99992780	1.00000	995,998.02	0.00	0.01%
		1.00000	995,998.02	99.60	
<b>Total CASH AND SHORT TERM</b>			<b>995,998.02</b>	<b>0.00</b>	<b>0.01%</b>
			995,998.02	99.60	
<b>ACCOUNT TOTALS</b>					
<b>Total Market Value Plus Total Accrued Income</b>			<b>995,998.02</b>	<b>0.00</b>	<b>0.01%</b>
			995,998.02	99.60	

**Statement of Transactions**

Transaction Date	Transaction Description	Income	Principal	Cost	Realized Gains/Losses
06/01/14	OPENING BALANCE	0.00	0.00	995,990.26	
06/03/14	Purchase FIDELITY INSTL M MKT GOVT #57 CLASS 1 7.76 SHARES	0.00	7.76 -	7.76	0.00
06/03/14	Dividend FIDELITY INSTL M MKT GOVT #57 CLASS 1 DIVIDEND	7.76	0.00	0.00	0.00
06/03/14	Cash Debit TRANSFERRED TO ACCOUNT 112612 FF	7.76 -	0.00	0.00	0.00
06/03/14	Cash Credit TRANSFERRED FROM ACCOUNT 112612 FF	0.00	7.76	0.00	0.00
06/03/14	DAILY ENDING BALANCE	0.00	0.00	995,998.02	0.00
06/30/14	CLOSING BALANCE	0.00	0.00	995,998.02	0.00

Cumulative realized capital gain and loss position from 12/31/2013 for securities held in principal of account:

Short Term: 0.00 \* Long Term: 0.00 \*

\* The above gain and loss position does not include transactions where tax cost information is incomplete or unavailable.

Cash and securities set forth on this Account Statement are held by The Bank of New York Mellon, an affiliate of The Bank of New York Mellon Trust Company, N.A. In addition, The Bank of New York Mellon Trust Company, N.A. may utilize subsidiaries and affiliates to provide services and certain products to the Account. Subsidiaries and affiliates may be compensated for their services and products.

The value of securities set forth on this Account Statement are obtained by The Bank of New York Mellon Trust Company, N.A., from its affiliate, The Bank of New York Mellon which determines such values for Corporate Trust on the basis of market prices and information obtained by The Bank of New York Mellon from unaffiliated third parties (including independent pricing vendors) ("third party pricing services"). The Bank of New York Mellon has not verified such market values or information and makes no assurances as to the accuracy or correctness of such market values or information or that the market values set forth on this Account Statement reflect the value of the securities that can be realized upon the sale of such securities. In addition, the market values for the securities set forth in this Account Statement may differ from the market prices and information for the same securities used by other business units of The Bank of New York Mellon Trust Company, N.A., The Bank of New York Mellon or their respective subsidiaries or affiliates based upon market prices and information received from other third party pricing services utilized by such other business units. Corporate Trust does not compare its market values with those used by, or reconcile different market values used by, other business units of The Bank of New York Mellon Trust Company, N.A., The Bank of New York Mellon or their respective subsidiaries or affiliates. Neither The Bank of New York Mellon Trust Company, N.A. nor The Bank of New York Mellon shall be liable for any loss, damage or expense incurred as a result of or arising from or related to the market values or information provided by third party pricing services or the differences in market prices or information provided by other third party pricing services.



**BNY MELLON**

The Bank of New York Mellon Trust Company, N.A.

KENT COUNTY WATER AUTHORITY  
FINANCE DIRECTOR  
1072 MAIN ST  
WEST WARWICK RI 02893-3724

### Account Statement

Statement Period 06/01/2014 Through 06/30/2014

Account 112613  
KCWA SER 2004A DEBT SERV RESRV


ADMINISTRATIVE CONTACT: ERIN METENY  
525 WILLIAM PENN PLACE AIM 153-3800-38TH FL  
PITTSBURGH, PA 15259  
412-234-6247  
ERIN.MYERS1@BNYMELLON.COM

CLIENT SERVICE MANAGER: SUSAN CALISE  
135 SANTILLI HIGHWAY AIM 026-0018  
EVERETT, MA 02149  
617-382-5217  
SUSAN.CALISE@BNYMELLON.COM

Go Paperless. Securely access your account online to view your statements. Ask your BNY Mellon contact how we can help you access your accounts, enter your own transactions or submit an audit confirmation online. Also be sure to ask how Connect(SM), our new web-based, single sign-on platform can help you go paperless.

Visit us at [www.bnymellon.com](http://www.bnymellon.com)

### Account Overview



Percent of all Investments	Asset Classification	Market Value
100%	CASH AND SHORT TERM	225,645.67
100%	TOTAL OF ALL INVESTMENTS	225,645.67

### Summary of Assets Held

Asset Classification	Market Value	Cost	Accrued Income	Est Annual Income	Market Yield
CASH AND SHORT TERM	225,645.67	225,645.67	0.00	22.56	0.00%
ACCOUNT TOTALS	225,645.67	225,645.67	0.00	22.56	0.00%

### Summary of Cash Transactions

Transaction Category	Current Period			Year-to-Date	
	Income	Principal	Realized Gains/Losses	Income	Principal
OPENING BALANCE	6.87	0.00		0.00	0.00
DIVIDENDS	1.90	0.00	0.00	8.82	0.00
INTEREST	0.00	0.00	0.00	4,103.36	0.00
SALES AND REDEMPTIONS	0.00	0.00	0.00	0.00	215,909.64
PAYMENTS AND WITHDRAWALS	0.00	0.00	0.00	4,103.41	0.00
PURCHASES	0.00	0.00	0.00	0.00	215,909.64
CLOSING BALANCE	8.77	0.00	0.00	8.77	0.00

The above cash transactions summary is provided for information purposes only and may not reflect actual taxable income or deductible expenses as reportable under the Internal Revenue Code.

c  
d 7710  
m  
1 PD3 s 129,972



**BNY MELLON**

The Bank of New York Mellon Trust Company, N.A.

Statement Period 06/01/2014 Through 06/30/2014

Account 112613

KCWA SER 2004A DEBT SERV RESRV

### Statement of Assets Held

Shares / Par Value	Asset Description	Market Price Average Cost	Market Value Cost	Accrued Income Est Annual Income	Market Yield
<b>CASH AND SHORT TERM</b>					
225,636.900	FIDELITY INSTL M MKT GOVT #57 CLASS 1 CUSIP: S99992780	1.00000 1.00000	225,636.90 225,636.90	0.00 22.56	0.00%
	CASH BALANCE	0.00000 0.00000	8.77 8.77	0.00 0.00	0.00%
<b>Total CASH AND SHORT TERM</b>			<b>225,645.67</b> <b>225,645.67</b>	<b>0.00</b> <b>22.56</b>	<b>0.00%</b>
<b>ACCOUNT TOTALS</b>			<b>225,645.67</b> <b>225,645.67</b>	<b>0.00</b> <b>22.56</b>	<b>0.00%</b>

Total Market Value Plus Total Accrued Income 225,645.67

### Statement of Transactions

Transaction Date	Transaction Description	Income	Principal	Cost	Realized Gains/Losses
06/01/14	OPENING BALANCE	6.87	0.00	225,636.90	
06/03/14	Dividend FIDELITY INSTL M MKT GOVT #57 CLASS 1 DIVIDEND	1.90	0.00	0.00	0.00
06/03/14	DAILY ENDING BALANCE	8.77	0.00	225,636.90	0.00
06/30/14	CLOSING BALANCE	8.77	0.00	225,636.90	0.00

Cumulative realized capital gain and loss position from 12/31/2013 for securities held in principal of account:

Short Term: 0.00 \* Long Term: 0.00 \*

\* The above gain and loss position does not include transactions where tax cost information is incomplete or unavailable.

Cash and securities set forth on this Account Statement are held by The Bank of New York Mellon, an affiliate of The Bank of New York Mellon Trust Company, N.A. In addition, The Bank of New York Mellon Trust Company, N.A. may utilize subsidiaries and affiliates to provide services and certain products to the Account. Subsidiaries and affiliates may be compensated for their services and products.

The value of securities set forth on this Account Statement are obtained by The Bank of New York Mellon Trust Company, N.A., from its affiliate, The Bank of New York Mellon which determines such values for Corporate Trust on the basis of market prices and information obtained by The Bank of New York Mellon from unaffiliated third parties (including independent pricing vendors) ("third party pricing services"). The Bank of New York Mellon has not verified such market values or information and makes no assurances as to the accuracy or correctness of such market values or information or that the market values set forth on this Account Statement reflect the value of the securities that can be realized upon the sale of such securities. In addition, the market values for the securities set forth in this Account Statement may differ from the market prices and information for the same securities used by other business units of The Bank of New York Mellon Trust Company, N.A., The Bank of New York Mellon or their respective subsidiaries or affiliates based upon market prices and information received from other third party pricing services utilized by such other business units. Corporate Trust does not compare its market values with those used by, or reconcile different market values used by, other business units of The Bank of New York Mellon Trust Company, N.A., The Bank of New York Mellon or their respective subsidiaries or affiliates. Neither The Bank of New York Mellon Trust Company, N.A. nor The Bank of New York Mellon shall be liable for any loss, damage or expense incurred as a result of or arising from or related to the market values or information provided by third party pricing services or the differences in market prices or information provided by other third party pricing services.



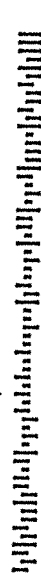
BNY MELLON

June 30, 2014



Envelope Contents

Account Information	Number of Pages	Starting Page Number	Account Information	Number of Pages	Starting Page Number
KCWA SER 2012 DSR FUND 853023	2	1 of 8			
KCWA SER 2012 DEBT SERVICE FD 853024	2	3 of 8			
KCWA SER 2012 PJCT FD COI AC 853025	2	5 of 8			
KCWA DEBT SERVICE SAVINGS CIP 853026	2	7 of 8			

  
 00007996 02 AB 0.896 02 TR 00101 XBNEF403 000000  
 KENT COUNTY WATER AUTHORITY  
 FINANCE DIRECTOR  
 1072 MAIN STREET  
 WEST WARWICK RI 02893

*This Page Intentionally Blank*





# BNY MELLON

The Bank of New York Mellon Trust Company, N.A.

KENT COUNTY WATER AUTHORITY  
FINANCE DIRECTOR  
1072 MAIN STREET  
WEST WARWICK RI 02893

## Account Statement

Statement Period 06/01/2014 Through 06/30/2014

Account 853023  
KENT COUNTY WATER AUTHORITY  
GENERAL REFUNDING REVENUE BONDS  
2012 SERIES A


Go Paperless. Securely access your account online to view your statements. Ask your BNY Mellon contact how we can help you access your accounts, enter your own transactions or submit an audit confirmation online. Also be sure to ask how Connect(SM), our new web-based, single sign-on platform can help you go paperless.

Visit us at [www.bnymellon.com](http://www.bnymellon.com)

ADMINISTRATIVE CONTACT: ERIN METENY  
525 WILLIAM PENN PLACE AIM 153-3800-38TH FL  
PITTSBURGH, PA 15259  
412-234-6247  
ERIN.MYERS1@BNYMELLON.COM

CLIENT SERVICE MANAGER: SUSAN CALISE  
135 SANTILLI HIGHWAY AIM 026-0018  
EVERETT, MA 02149  
617-382-5217  
SUSAN.CALISE@BNYMELLON.COM

## Account Overview



Percent of all Investments	Asset Classification	Market Value
100%	CASH AND SHORT TERM	1,799,018.70
100%	TOTAL OF ALL INVESTMENTS	1,799,018.70

## Summary of Assets Held

Asset Classification	Market Value	Cost	Accrued Income	Est Annual Income	Market Yield
CASH AND SHORT TERM	1,799,018.70	1,774,718.34	0.00	49,476.71	2.75%
ACCOUNT TOTALS	1,799,018.70	1,774,718.34	0.00	49,476.71	2.75%

## Summary of Cash Transactions

Transaction Category	Current Period			Year-to-Date	
	Income	Principal	Realized Gains/Losses	Income	Principal
OPENING BALANCE	0.00	0.00		0.00	0.00
DIVIDENDS	4.28	0.00	0.00	29.29	0.00
INTEREST	0.00	0.00	0.00	20,198.30	0.00
SALES AND REDEMPTIONS	0.00	0.00	0.00	0.00	2,341,487.04
OTHER CASH ADDITIONS	0.00	4.28	0.00	0.00	20,227.59
PAYMENTS AND WITHDRAWALS	4.28 -	0.00	0.00	20,227.59 -	0.00
PURCHASES	0.00	4.28 -	0.00	0.00	2,361,714.63 -
CLOSING BALANCE	0.00	0.00	0.00	0.00	0.00

The above cash transactions summary is provided for information purposes only and may not reflect actual taxable income or deductible expenses as reportable under the Internal Revenue Code.

0710 m 1 P03 s 129 974



Statement of Assets Held

Table with columns: Shares / Par Value, Asset Description, Market Price Average Cost, Market Value Cost, Accrued Income Est Annual Income, Market Yield. Rows include CASH AND SHORT TERM, FIDELITY INSTL M MKT GOVT #57 CLASS 1, UNITED STATES TREAS BILLS, and Total CASH AND SHORT TERM.

ACCOUNT TOTALS

Total Market Value Plus Total Accrued Income 1,799,018.70

Statement of Transactions

Table with columns: Transaction Date, Transaction Description, Income, Principal, Cost, Realized Gains/Losses. Rows include OPENING BALANCE, Purchase, Dividend, Cash Debit, Cash Credit, and DAILY ENDING BALANCE.

06/30/14 CLOSING BALANCE

Cumulative realized capital gain and loss position from 12/31/2013 for securities held in principal of account:

Short Term: 0.00 \* Long Term: 0.00 \*

\* The above gain and loss position does not include transactions where tax cost information is incomplete or unavailable.

Cash and securities set forth on this Account Statement are held by The Bank of New York Mellon, an affiliate of The Bank of New York Mellon Trust Company, N.A. In addition, The Bank of New York Mellon Trust Company, N.A. may utilize subsidiaries and affiliates to provide services and certain products to the Account.

The value of securities set forth on this Account Statement are obtained by The Bank of New York Mellon Trust Company, N.A., from its affiliate, The Bank of New York Mellon which determines such values for Corporate Trust on the basis of market prices and information obtained by The Bank of New York Mellon from unaffiliated third parties (including independent pricing vendors) ("third party pricing services").



**BNY MELLON**

The Bank of New York Mellon Trust Company, N.A.

KENT COUNTY WATER AUTHORITY  
FINANCE DIRECTOR  
1072 MAIN STREET  
WEST WARWICK RI 02893

### Account Statement

Statement Period 06/01/2014 Through 06/30/2014

Account 853024  
KENT COUNTY WATER AUTHORITY  
GENERAL REFUNDING REVENUE BONDS  
2012 SERIES A

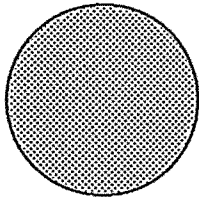
Go Paperless. Securely access your account online to view your statements. Ask your BNY Mellon contact how we can help you access your accounts, enter your own transactions or submit an audit confirmation online. Also be sure to ask how Connect(SM), our new web-based, single sign-on platform can help you go paperless.

ADMINISTRATIVE CONTACT: ERIN METENY  
525 WILLIAM PENN PLACE AIM 153-3800-38TH FL  
PITTSBURGH, PA 15259  
412-234-6247  
ERIN.MYERS1@BNYMELLON.COM

Visit us at [www.bnymellon.com](http://www.bnymellon.com)

CLIENT SERVICE MANAGER: SUSAN CALISE  
135 SANTILLI HIGHWAY AIM 026-0018  
EVERETT, MA 02149  
617-382-5217  
SUSAN.CALISE@BNYMELLON.COM

### Account Overview



Percent of all Investments	Asset Classification	Market Value
100%	CASH AND SHORT TERM	1,800,909.17
100%	TOTAL OF ALL INVESTMENTS	1,800,909.17

### Summary of Assets Held

Asset Classification	Market Value	Cost	Accrued Income	Est Annual Income	Market Yield
CASH AND SHORT TERM	1,800,909.17	1,800,909.17	0.00	161.95	0.00%
ACCOUNT TOTALS	1,800,909.17	1,800,909.17	0.00	161.95	0.00%

### Summary of Cash Transactions

Transaction Category	Current Period			Year-to-Date	
	Income	Principal	Realized Gains/Losses	Income	Principal
OPENING BALANCE	0.00	0.00		0.00	0.00
DIVIDENDS	12.25	0.00	0.00	53.88	0.00
SALES AND REDEMPTIONS	0.00	0.00	0.00	0.00	375,750.00
OTHER CASH ADDITIONS	0.00	181,387.25	0.00	0.00	1,088,303.88
PAYMENTS AND WITHDRAWALS	12.25 -	0.00	0.00	53.88 -	375,750.00 -
PURCHASES	0.00	12.25 -	0.00	0.00	906,928.88 -
CLOSING BALANCE	0.00	181,375.00	0.00	0.00	181,375.00

The above cash transactions summary is provided for information purposes only and may not reflect actual taxable income or deductible expenses as reportable under the Internal Revenue Code.



BNY MELLON

The Bank of New York Mellon Trust Company, N.A.

Statement Period 06/01/2014 Through 06/30/2014

Account 853024

KCWA SER 2012 DEBT SERVICE FD

### Statement of Assets Held

Shares / Par Value	Asset Description	Market Price Average Cost	Market Value Cost	Accrued Income Est Annual Income	Market Yield
<b>CASH AND SHORT TERM</b>					
1,619,534.170	FIDELITY INSTL M MKT GOVT #57 CLASS 1 CUSIP: S99992780	1.00000 1.00000	1,619,534.17 1,619,534.17	0.00 161.95	0.00%
	CASH BALANCE	0.00000 0.00000	181,375.00 181,375.00	0.00 0.00	0.00%
<b>Total CASH AND SHORT TERM</b>			<b>1,800,909.17</b> <b>1,800,909.17</b>	<b>0.00</b> <b>161.95</b>	<b>0.00%</b>
<b>ACCOUNT TOTALS</b>			<b>1,800,909.17</b>	<b>0.00</b>	<b>0.00%</b>
Total Market Value Plus Total Accrued Income 1,800,909.17			1,800,909.17	161.95	

### Statement of Transactions

Transaction Date	Transaction Description	Income	Principal	Cost	Realized Gains/Losses
06/01/14	OPENING BALANCE	0.00	0.00	1,619,521.92	
06/03/14	Purchase FIDELITY INSTL M MKT GOVT #57 CLASS 1 12.25 SHARES	0.00	12.25 -	12.25	0.00
06/03/14	Dividend FIDELITY INSTL M MKT GOVT #57 CLASS 1 DIVIDEND	12.25	0.00	0.00	0.00
06/03/14	Cash Debit TRANSFERRED TO ACCOUNT 853024 FF	12.25 -	0.00	0.00	0.00
06/03/14	Cash Credit TRANSFERRED FROM ACCOUNT 853024 FF	0.00	12.25	0.00	0.00
06/03/14	DAILY ENDING BALANCE	0.00	0.00	1,619,534.17	0.00
06/30/14	Cash Credit MONTHLY DEPOSIT FROM REVENUE A/C 112600 OF FUNDS NECESSARY TO COVER MONTHLY LOAN PAYMENT OBLIGATION ON SERIES 2012 BONDS TRNIIJ1406302706600	0.00	181,375.00	0.00	0.00
06/30/14	DAILY ENDING BALANCE	0.00	181,375.00	1,619,534.17	0.00
06/30/14	CLOSING BALANCE	0.00	181,375.00	1,619,534.17	0.00

Cumulative realized capital gain and loss position from 12/31/2013 for securities held in principal of account:

Short Term: 0.00 \* Long Term: 0.00 \*

\* The above gain and loss position does not include transactions where tax cost information is incomplete or unavailable.

Cash and securities set forth on this Account Statement are held by The Bank of New York Mellon, an affiliate of The Bank of New York Mellon Trust Company, N.A. In addition, The Bank of New York Mellon Trust Company, N.A. may utilize subsidiaries and affiliates to provide services and certain products to the Account. Subsidiaries and affiliates may be compensated for their services and products.

The value of securities set forth on this Account Statement are obtained by The Bank of New York Mellon Trust Company, N.A., from its affiliate, The Bank of New York Mellon which determines such values for Corporate Trust on the basis of market prices and information obtained by The Bank of New York Mellon from unaffiliated third parties (including independent pricing vendors) ("third party pricing services"). The Bank of New York Mellon has not verified such market values or information and makes no assurances as to the accuracy or correctness of such market values or information or that the market values set forth on this Account Statement reflect the value of the securities that can be realized upon the sale of such securities. In addition, the market values for the securities set forth in this Account Statement may differ from the market prices and information for the same securities used by other business units of The Bank of New York Mellon Trust Company, N.A., The Bank of New York Mellon or their respective subsidiaries or affiliates based upon market prices and information received from other third party pricing services utilized by such other business units. Corporate Trust does not compare its market values with those used by, or reconcile different market values used by, other business units of The Bank of New York Mellon Trust Company, N.A., The Bank of New York Mellon or their respective subsidiaries or affiliates. Neither The Bank of New York Mellon Trust Company, N.A. nor The Bank of New York Mellon shall be liable for any loss, damage or expense incurred as a result of or arising from or related to the market values or information provided by third party pricing services or the differences in market prices or information provided by other third party pricing services.





**BNY MELLON**

The Bank of New York Mellon Trust Company, N.A.

Statement Period 06/01/2014 Through 06/30/2014  
Account 853025  
KCWA SER 2012 PJCT FD COI AC

### Statement of Assets Held

Shares / Par Value	Asset Description	Market Price Average Cost	Market Value Cost	Accrued Income Est Annual Income	Market Yield
<b>CASH AND SHORT TERM</b>					
1,739,082.520	FIDELITY INSTL M MKT GOVT #57 CLASS 1 CUSIP: S99992780	1.00000 1.00000	1,739,082.52 1,739,082.52	0.00 173.91	0.01% 0.01%
<b>Total CASH AND SHORT TERM</b>			<b>1,739,082.52</b>	<b>0.00</b> <b>173.91</b>	<b>0.01%</b>
<b>ACCOUNT TOTALS</b>			<b>1,739,082.52</b>	<b>0.00</b> <b>173.91</b>	<b>0.01%</b>
Total Market Value Plus Total Accrued Income 1,739,082.52					

### Statement of Transactions

Transaction Date	Transaction Description	Income	Principal	Cost	Realized Gains/Losses
06/01/14	OPENING BALANCE	0.00	0.00	1,739,067.13	
06/03/14	Purchase FIDELITY INSTL M MKT GOVT #57 CLASS 1 15.39 SHARES	0.00	15.39 -	15.39	0.00
06/03/14	Dividend FIDELITY INSTL M MKT GOVT #57 CLASS 1 DIVIDEND	15.39	0.00	0.00	0.00
06/03/14	Cash Debit TRANSFERRED TO ACCOUNT 853025 FF	15.39 -	0.00	0.00	0.00
06/03/14	Cash Credit TRANSFERRED FROM ACCOUNT 853025 FF	0.00	15.39	0.00	0.00
06/03/14	DAILY ENDING BALANCE	0.00	0.00	1,739,082.52	0.00
06/30/14	CLOSING BALANCE	0.00	0.00	1,739,082.52	0.00

Cumulative realized capital gain and loss position from 12/31/2013 for securities held in principal of account:

Short Term: 0.00 \* Long Term: 0.00 \*

\* The above gain and loss position does not include transactions where tax cost information is incomplete or unavailable.

Cash and securities set forth on this Account Statement are held by The Bank of New York Mellon, an affiliate of The Bank of New York Mellon Trust Company, N.A. In addition, The Bank of New York Mellon Trust Company, N.A. may utilize subsidiaries and affiliates to provide services and certain products to the Account. Subsidiaries and affiliates may be compensated for their services and products.

The value of securities set forth on this Account Statement are obtained by The Bank of New York Mellon Trust Company, N.A., from its affiliate, The Bank of New York Mellon which determines such values for Corporate Trust on the basis of market prices and information obtained by The Bank of New York Mellon from unaffiliated third parties (including independent pricing vendors) ("third party pricing services"). The Bank of New York Mellon has not verified such market values or information and makes no assurances as to the accuracy or correctness of such market values or information or that the market values set forth on this Account Statement reflect the value of the securities that can be realized upon the sale of such securities. In addition, the market values for the securities set forth in this Account Statement may differ from the market prices and information for the same securities used by other business units of The Bank of New York Mellon Trust Company, N.A., The Bank of New York Mellon or their respective subsidiaries or affiliates based upon market prices and information received from other third party pricing services utilized by such other business units. Corporate Trust does not compare its market values with those used by, or reconcile different market values used by, other business units of The Bank of New York Mellon Trust Company, N.A., The Bank of New York Mellon or their respective subsidiaries or affiliates. Neither The Bank of New York Mellon Trust Company, N.A. nor The Bank of New York Mellon shall be liable for any loss, damage or expense incurred as a result of or arising from or related to the market values or information provided by third party pricing services or the differences in market prices or information provided by other third party pricing services.



# BNY MELLON

The Bank of New York Mellon Trust Company, N.A.

KENT COUNTY WATER AUTHORITY  
FINANCE DIRECTOR  
1072 MAIN STREET  
WEST WARWICK RI 02893

## Account Statement

Statement Period 06/01/2014 Through 06/30/2014

Account 853026  
KENT COUNTY WATER AUTHORITY  
GENERAL REFUNDING REVENUE BONDS  
DEBT SERVICE SAVINGS ACCOUNT FOR CIP


ADMINISTRATIVE CONTACT: ERIN METENY  
525 WILLIAM PENN PLACE AIM 153-3800-38TH FL  
PITTSBURGH, PA 15259  
412-234-6247  
ERIN.MYERS1@BNYMELLON.COM

CLIENT SERVICE MANAGER: SUSAN CALISE  
135 SANTILLI HIGHWAY AIM 026-0018  
EVERETT, MA 02149  
617-382-5217  
SUSAN.CALISE@BNYMELLON.COM

Go Paperless. Securely access your account online to view your statements. Ask your BNY Mellon contact how we can help you access your accounts, enter your own transactions or submit an audit confirmation online. Also be sure to ask how Connect(SM), our new web-based, single sign-on platform can help you go paperless.

Visit us at [www.bnymellon.com](http://www.bnymellon.com)

## Account Overview



Percent of all Investments	Asset Classification	Market Value
100%	CASH AND SHORT TERM	816,561.83
100%	TOTAL OF ALL INVESTMENTS	816,561.83

## Summary of Assets Held

Asset Classification	Market Value	Cost	Accrued Income	Est Annual Income	Market Yield
CASH AND SHORT TERM	816,561.83	816,561.83	0.00	77.12	0.00%
ACCOUNT TOTALS	816,561.83	816,561.83	0.00	77.12	0.00%

## Summary of Cash Transactions

Transaction Category	Current Period			Year-to-Date	
	Income	Principal	Realized Gains/Losses	Income	Principal
OPENING BALANCE	0.00	0.00		0.00	0.00
DIVIDENDS	6.22	0.00	0.00	30.68	0.00
OTHER CASH ADDITIONS	0.00	45,368.22	0.00	0.00	272,202.68
PAYMENTS AND WITHDRAWALS	6.22 -	0.00	0.00	30.68 -	0.00
PURCHASES	0.00	6.22 -	0.00	0.00	226,840.68 -
CLOSING BALANCE	0.00	45,362.00	0.00	0.00	45,362.00

The above cash transactions summary is provided for information purposes only and may not reflect actual taxable income or deductible expenses as reportable under the Internal Revenue Code.



BNY MELLON

The Bank of New York Mellon Trust Company, N.A.

Statement Period 06/01/2014 Through 06/30/2014

Account 853026

KCWA DEBT SERVICE SAVINGS CIP

### Statement of Assets Held

Shares / Par Value	Asset Description	Market Price Average Cost	Market Value Cost	Accrued Income Est Annual Income	Market Yield
<b>CASH AND SHORT TERM</b>					
771,199.830	FIDELITY INSTL M MKT GOVT #57 CLASS 1 CUSIP: S99992780	1.00000 1.00000	771,199.83 771,199.83	0.00 77.12	0.01%
	CASH BALANCE	0.00000 0.00000	45,362.00 45,362.00	0.00 0.00	0.00%
<b>Total CASH AND SHORT TERM</b>			<b>816,561.83</b> <b>816,561.83</b>	<b>0.00</b> <b>77.12</b>	<b>0.00%</b>

### ACCOUNT TOTALS

Total Market Value Plus Total Accrued Income 816,561.83

### Statement of Transactions

Transaction Date	Transaction Description	Income	Principal	Cost	Realized Gains/Losses
06/01/14	OPENING BALANCE	0.00	0.00	771,193.61	
06/03/14	Purchase FIDELITY INSTL M MKT GOVT #57 CLASS 1 6.22 SHARES	0.00	6.22 -	6.22	0.00
06/03/14	Dividend FIDELITY INSTL M MKT GOVT #57 CLASS 1 DIVIDEND	6.22	0.00	0.00	0.00
06/03/14	Cash Debit TRANSFERRED TO ACCOUNT 853026 FF	6.22 -	0.00	0.00	0.00
06/03/14	Cash Credit TRANSFERRED FROM ACCOUNT 853026 FF	0.00	6.22	0.00	0.00
06/03/14	DAILY ENDING BALANCE	0.00	0.00	771,199.83	0.00
06/30/14	Cash Credit MONTHLY DEPOSIT FROM REVENUE A/C 112600 OF FUNDS NECESSARY TO COVER MONTHLY LOAN PAYMENT OBLIGATION ON SERIES 2012 BONDS TRNIIJ1406302706800	0.00	45,362.00	0.00	0.00
06/30/14	DAILY ENDING BALANCE	0.00	45,362.00	771,199.83	0.00
06/30/14	CLOSING BALANCE	0.00	45,362.00	771,199.83	0.00

Cumulative realized capital gain and loss position from 12/31/2013 for securities held in principal of account:

Short Term: 0.00 \* Long Term: 0.00 \*

\* The above gain and loss position does not include transactions where tax cost information is incomplete or unavailable.

Cash and securities set forth on this Account Statement are held by The Bank of New York Mellon, an affiliate of The Bank of New York Mellon Trust Company, N.A. In addition, The Bank of New York Mellon Trust Company, N.A. may utilize subsidiaries and affiliates to provide services and certain products to the Account. Subsidiaries and affiliates may be compensated for their services and products.

The value of securities set forth on this Account Statement are obtained by The Bank of New York Mellon Trust Company, N.A., from its affiliate, The Bank of New York Mellon which determines such values for Corporate Trust on the basis of market prices and information obtained by The Bank of New York Mellon from unaffiliated third parties (including independent pricing vendors) ("third party pricing services"). The Bank of New York Mellon has not verified such market values or information and makes no assurances as to the accuracy or correctness of such market values or information or that the market values set forth on this Account Statement reflect the value of the securities that can be realized upon the sale of such securities. In addition, the market values for the securities set forth in this Account Statement may differ from the market prices and information for the same securities used by other business units of The Bank of New York Mellon Trust Company, N.A., The Bank of New York Mellon or their respective subsidiaries or affiliates based upon market prices and information received from other third party pricing services utilized by such other business units. Corporate Trust does not compare its market values with those used by, or reconcile different market values used by, other business units of The Bank of New York Mellon Trust Company, N.A., The Bank of New York Mellon or their respective subsidiaries or affiliates. Neither The Bank of New York Mellon Trust Company, N.A. nor The Bank of New York Mellon shall be liable for any loss, damage or expense incurred as a result of or arising from or related to the market values or information provided by third party pricing services or the differences in market prices or information provided by other third party pricing services.





BNY MELLON




May 31, 2014



Envelope Contents

Account Information	Number of Pages	Starting Page Number	Account Information	Number of Pages	Starting Page Number
KCWA GENERAL REVENUE ACCOUNT 112600	4	1 of 22	KCWA SER 2004A DEBT SERVICE FD 112612	2	19 of 22
KCWA OPERATING REVENUE ALLOWANCE 112601	2	5 of 22	KCWA SER 2004A DEBT SERV RESRV 112613	2	21 of 22
KCWA GEN OP & MAINT ACCT 112602	4	7 of 22			
KCWA GEN REN & REP RESV ACCT 112603	2	11 of 22			
KCWA GENERAL RENEWAL AND REPLACEMENT AC 112604	2	13 of 22			
KCWA INFRASTRUCTURE ACCT 112605	2	15 of 22			
KCWA OPER & MAIN RESERVE ACCT 112606	2	17 of 22			


  
 00007013 03 AB 1.104 03 TR 00088 XBNEF002 000000
   
 KENT COUNTY WATER AUTHORITY
   
 FINANCE DIRECTOR
   
 1072 MAIN ST
   
 WEST WARWICK RI 02893-3724

*This Page Intentionally Blank*



# BNY MELLON

The Bank of New York Mellon Trust Company, N.A.

PROVIDENT COUNTY WATER AUTHORITY  
FINANCE DIRECTOR  
1072 MAIN ST  
WEST WARWICK RI 02893-3724

## Account Statement

Statement Period 05/01/2014 Through 05/31/2014

Account 112600  
KCWA GENERAL REVENUE ACCOUNT


ADMINISTRATIVE CONTACT: ERIN METENY  
525 WILLIAM PENN PLACE AIM 153-3800-38TH FL  
PITTSBURGH, PA 15259  
412-234-6247  
ERIN.MYERS1@BNYMELLON.COM

CLIENT SERVICE MANAGER: SUSAN CALISE  
135 SANTILLI HIGHWAY AIM 026-0018  
EVERETT, MA 02149  
617-382-5217  
SUSAN.CALISE@BNYMELLON.COM

Go Paperless. Securely access your account online to view your statements. Ask your BNY Mellon contact how we can help you access your accounts, enter your own transactions or submit an audit confirmation online. Also be sure to ask how Connect(SM), our new web-based, single sign-on platform can help you go paperless.

Visit us at [www.bnymellon.com](http://www.bnymellon.com)

## Account Overview



Percent of all Investments	Asset Classification	Market Value
100%	CASH AND SHORT TERM	2,231,195.06
100%	TOTAL OF ALL INVESTMENTS	2,231,195.06

## Summary of Assets Held

Asset Classification	Market Value	Cost	Accrued Income	Est Annual Income	Market Yield
CASH AND SHORT TERM	2,231,195.06	2,231,195.06	0.00	223.12	0.01%
ACCOUNT TOTALS	2,231,195.06	2,231,195.06	0.00	223.12	0.01%

## Summary of Cash Transactions

Transaction Category	Current Period			Year-to-Date	
	Income	Principal	Realized Gains/Losses	Income	Principal
OPENING BALANCE	0.00	0.00		0.00	0.00
DIVIDENDS	17.71	0.00	0.00	102.81	0.00
SALES AND REDEMPTIONS	0.00	1,351,496.60	0.00	0.00	7,612,301.18
OTHER CASH ADDITIONS	0.00	1,986,889.00	0.00	0.00	8,996,504.49
PAYMENTS AND WITHDRAWALS	17.71 -	1,760,101.43 -	0.00	102.81 -	8,764,091.06 -
PURCHASES	0.00	1,578,284.17 -	0.00	0.00	7,844,714.61 -
CLOSING BALANCE	0.00	0.00	0.00	0.00	0.00

The above cash transactions summary is provided for information purposes only and may not reflect actual taxable income or deductible expenses as reportable under the Internal Revenue Code.

007/013 ADMIN/P002 0222/75

0 97710 m 1P03 s 95120



**BNY MELLON**

The Bank of New York Mellon Trust Company, N.A.

Statement Period 05/01/2014 Through 05/31/2014

Account 112600

KCWA GENERAL REVENUE ACCOUNT

### Statement of Assets Held

Shares / Par Value	Asset Description	Market Price Average Cost	Market Value Cost	Accrued Income Est Annual Income	Market Yield
<b>CASH AND SHORT TERM</b>					
2,231,195.060	FIDELITY INSTL M MKT GOVT #57 CLASS 1 CUSIP: S99992780	1.00000 1.00000	2,231,195.06 2,231,195.06	0.00 223.12	0.01% 0.01%
<b>Total CASH AND SHORT TERM</b>			<b>2,231,195.06</b>	<b>223.12</b>	<b>0.01%</b>
<b>ACCOUNT TOTALS</b>			<b>2,231,195.06</b>	<b>0.00</b>	<b>0.01%</b>
Total Market Value Plus Total Accrued Income 2,231,195.06			<b>2,231,195.06</b>	<b>223.12</b>	

### Statement of Transactions

Transaction Date	Transaction Description	Income	Principal	Cost	Realized Gains/Losses
05/01/14	OPENING BALANCE	0.00	0.00	2,004,407.49	
05/02/14	Sale FIDELITY INSTL M MKT GOVT #57 CLASS 1 899,982.29 SHARES	0.00	899,982.29	899,982.29 -	0.00
05/02/14	Dividend FIDELITY INSTL M MKT GOVT #57 CLASS 1 DIVIDEND	17.71	0.00	0.00	0.00
05/02/14	Cash Debit TRANSFER TO 112602 OP + MAINT ACCT PAYMENT OF OP + MAINT REQ DATED 5/2/14 KCWA GENERAL FUND	0.00	900,000.00 -	0.00	0.00
05/02/14	Cash Debit TRANSFERRED TO ACCOUNT 112600 FF	17.71 -	0.00	0.00	0.00
05/02/14	Cash Credit TRANSFERRED FROM ACCOUNT 112600 FF	0.00	17.71	0.00	0.00
05/02/14	DAILY ENDING BALANCE	0.00	0.00	1,104,425.20	0.00
05/07/14	Purchase FIDELITY INSTL M MKT GOVT #57 CLASS 1 999,999.00 SHARES	0.00	999,999.00 -	999,999.00	0.00
05/07/14	Cash Credit WIRE RECEIVED FROM /009364950577 KENT COUNTY WATER AUTHORITY PO BOX 192 WEST WARWICK, RI 02893-0192 FFC TRUST AC 112600 /BNF/DGLA111565 KENT COUNTY WATER // AUTHORITY TRNFDF1405070818900 CRNO/B BK AMER NYC IMAD: 20140507B6B7HU3R004623	0.00	999,999.00	0.00	0.00
05/07/14	DAILY ENDING BALANCE	0.00	0.00	2,104,424.20	0.00
05/14/14	Purchase FIDELITY INSTL M MKT GOVT #57 CLASS 1 365,759.35 SHARES	0.00	365,759.35 -	365,759.35	0.00
05/14/14	Cash Credit WIRE RECEIVED FROM /009364950577 KENT COUNTY WATER AUTHORITY PO BOX 192 WEST WARWICK, RI 02893-0192 FFCT TRUST ACCT 112600 /BNF/DGLA111565 KENT COUNTY WATER // AUTORITY TRNFDF1405141394600 CRNO/B BK AMER NYC IMAD: 20140514B6B7HU4R007376	0.00	365,759.35	0.00	0.00
05/14/14	DAILY ENDING BALANCE	0.00	0.00	2,470,183.55	0.00
05/19/14	Sale FIDELITY INSTL M MKT GOVT #57 CLASS 1 58,550.40 SHARES	0.00	58,550.40	58,550.40 -	0.00



BNY MELLON

The Bank of New York Mellon Trust Company, N.A.

Statement Period 05/01/2014 Through 05/31/2014

Account 112600

KCWA GENERAL REVENUE ACCOUNT

Statement of Transactions - Continued

007013 XBENEF002 022716

Transaction Date	Transaction Description	Income	Principal	Cost	Realized Gains/Losses
05/19/14	Cash Debit TRANSFER TO 112602 OP + MAINT ACCT. PAYMENT OF OP + MAINT REQ DATED 05/16/14 KCWA GENERAL FUND	0.00	58,550.40 -	0.00	0.00
05/19/14	DAILY ENDING BALANCE	0.00	0.00	2,411,633.15	0.00
05/21/14	Purchase FIDELITY INSTL M MKT GOVT #57 CLASS 1 212,525.82 SHARES	0.00	212,525.82 -	212,525.82	0.00
05/21/14	Cash Credit WIRE RECEIVED FROM /009364950577 KENT COUNTY WATER AUTHORITY PO BOX 192 WEST WARWICK, RI 02893-0192 FFC TRUST ACCT#112600 /BNF/DGLA111565 KENT COUNTY WATER // AUTHORITY TRNFDF1405210542800 CRNO/B BK AMER NYC IMAD: 20140521B6B7HU1R003381	0.00	212,525.82	0.00	0.00
05/21/14	DAILY ENDING BALANCE	0.00	0.00	2,624,158.97	0.00
05/30/14	Sale FIDELITY INSTL M MKT GOVT #57 CLASS 1 392,963.91 SHARES	0.00	392,963.91	392,963.91 -	0.00
05/30/14	Cash Debit MONTHLY TRF FROM REV A/C 112600 TO KCWA R&R ACCT 112604 OF FDS REQ. TO COVER APPROVED BUDGET EXP WITH RESPECT TO R&R TRNIIJ1405301833000	0.00	8,333.33 -	0.00	0.00
05/30/14	Cash Debit MONTHLY TRF FROM REV A/C 112600 TO KCWA INFRASTRUCTURE ACCT 112605 OF FDS FOR APPROVED BUDGET EXP RE. INFRASTRUCTURE TRNIIJ1405301833200	0.00	450,000.00 -	0.00	0.00
05/30/14	Cash Debit MONTHLY TRF FROM REV A/C 112600 TO KCWA 2004 DS FUND OF FUNDS REQ FOR MONTHLY PMT ON SERIES 2004 BONDS TRNIIJ1405301833400	0.00	92,176.04 -	0.00	0.00
05/30/14	Cash Debit MONTHLY TRF FROM REV A/C 112600 TO KCWA 2012 DS FUND OF FUNDS REQ FOR MONTHLY PMT ON SERIES 2012 BONDS TRNIIJ1405301833600	0.00	181,375.00 -	0.00	0.00
05/30/14	Cash Debit MONTHLY TRF FROM REV A/C 112600 TO KCWA 2012 DS SAVE OF FUNDS REQ FOR MONTHLY PMT ON SERIES 2012 BONDS TRNIIJ1405301833800	0.00	45,362.00 -	0.00	0.00
05/30/14	Cash Debit MONTHLY TRF FROM REV A/C 112600 TO KCWA GENERAL FUND OF FUNDS REQ FOR OPERATING REVENUE ALLOWANCE RESTRICTED TRNIIJ1405301834000	0.00	24,304.66 -	0.00	0.00
05/30/14	Cash Credit WIRE RECEIVED FROM /009364950577 KENT COUNTY WATER AUTHORITY PO BOX 192 WEST WARWICK, RI 02893-0192 FFCT TRUST ACCT #112600 /BNF/DGLA111565 KENT COUNTY WATER // AUTHORITY TRNFDF1405300605000 CRNO/B BK AMER NYC IMAD: 20140530B6B7HU1R004123	0.00	408,587.12	0.00	0.00
05/30/14	DAILY ENDING BALANCE	0.00	0.00	2,231,195.06	0.00

g 97710 m 1P03 s 35121



**BNY MELLON**

The Bank of New York Mellon Trust Company, N.A.

Statement Period 05/01/2014 Through 05/31/2014

Account 112600

KCWA GENERAL REVENUE ACCOUNT

**Statement of Transactions - Continued**

Transaction Date	Transaction Description	Income	Principal	Cost	Realized Gains/Losses
05/31/14	CLOSING BALANCE	0.00	0.00	2,231,195.06	0.00
Cumulative realized capital gain and loss position from 12/31/2013 for securities held in principal of account:					
Short Term:		0.00 *	Long Term:		0.00 *

\* The above gain and loss position does not include transactions where tax cost information is incomplete or unavailable.

Cash and securities set forth on this Account Statement are held by The Bank of New York Mellon, an affiliate of The Bank of New York Mellon Trust Company, N.A. In addition, The Bank of New York Mellon Trust Company, N.A. may utilize subsidiaries and affiliates to provide services and certain products to the Account. Subsidiaries and affiliates may be compensated for their services and products.

The value of securities set forth on this Account Statement are obtained by The Bank of New York Mellon Trust Company, N.A., from its affiliate, The Bank of New York Mellon which determines such values for Corporate Trust on the basis of market prices and information obtained by The Bank of New York Mellon from unaffiliated third parties (including independent pricing vendors) ("third party pricing services"). The Bank of New York Mellon has not verified such market values or information and makes no assurances as to the accuracy or correctness of such market values or information or that the market values set forth on this Account Statement reflect the value of the securities that can be realized upon the sale of such securities. In addition, the market values for the securities set forth in this Account Statement may differ from the market prices and information for the same securities used by other business units of The Bank of New York Mellon Trust Company, N.A., The Bank of New York Mellon or their respective subsidiaries or affiliates based upon market prices and information received from other third party pricing services utilized by such other business units. Corporate Trust does not compare its market values with those used by, or reconcile different market values used by, other business units of The Bank of New York Mellon Trust Company, N.A., The Bank of New York Mellon or their respective subsidiaries or affiliates. Neither The Bank of New York Mellon Trust Company, N.A. nor The Bank of New York Mellon shall be liable for any loss, damage or expense incurred as a result of or arising from or related to the market values or information provided by third party pricing services or the differences in market prices or information provided by other third party pricing services.

9.7710  
R  
1 PD3 s. 95.121



**BNY MELLON**

The Bank of New York Mellon Trust Company, N.A.

**WENT COUNTY WATER AUTHORITY**  
**FINANCE DIRECTOR**  
**1072 MAIN ST**  
**WEST WARWICK RI 02893-3724**

### Account Statement

Statement Period 05/01/2014 Through 05/31/2014

Account 112601  
KCWA OPERATING REVENUE ALLOWANCE

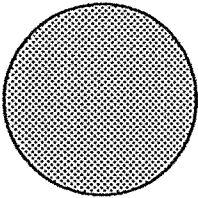
**ADMINISTRATIVE CONTACT: ERIN METENY**  
525 WILLIAM PENN PLACE AIM 153-3800-38TH FL  
PITTSBURGH, PA 15259  
412-234-6247  
ERIN.MYERS1@BNYMELLON.COM

**CLIENT SERVICE MANAGER: SUSAN CALISE**  
135 SANTILLI HIGHWAY AIM 026-0018  
EVERETT, MA 02149  
617-382-5217  
SUSAN.CALISE@BNYMELLON.COM

Go Paperless. Securely access your account online to view your statements. Ask your BNY Mellon contact how we can help you access your accounts, enter your own transactions or submit an audit confirmation online. Also be sure to ask how Connect(SM), our new web-based, single sign-on platform can help you go paperless.

Visit us at [www.bnymellon.com](http://www.bnymellon.com)

### Account Overview



Percent of all Investments	Asset Classification	Market Value
100%	CASH AND SHORT TERM	1,191,161.98
100%	TOTAL OF ALL INVESTMENTS	1,191,161.98

### Summary of Assets Held

Asset Classification	Market Value	Cost	Accrued Income	Est Annual Income	Market Yield
CASH AND SHORT TERM	1,191,161.98	1,191,161.98	0.00	119.12	0.01%
ACCOUNT TOTALS	1,191,161.98	1,191,161.98	0.00	119.12	0.01%

### Summary of Cash Transactions

Transaction Category	Current Period			Year-to-Date	
	Income	Principal	Realized Gains/Losses	Income	Principal
OPENING BALANCE	0.00	0.00		0.00	0.00
DIVIDENDS	9.36	0.00	0.00	45.30	0.00
OTHER CASH ADDITIONS	0.00	24,314.02	0.00	0.00	121,568.60
PAYMENTS AND WITHDRAWALS	9.36 -	0.00	0.00	45.30 -	0.00
PURCHASES	0.00	24,314.02 -	0.00	0.00	121,568.60 -
CLOSING BALANCE	0.00	0.00	0.00	0.00	0.00

The above cash transactions summary is provided for information purposes only and may not reflect actual taxable income or deductible expenses as reportable under the Internal Revenue Code.

0 97710 M 1P03 S 95122



**BNY MELLON**

The Bank of New York Mellon Trust Company, N.A.

Statement Period 05/01/2014 Through 05/31/2014

Account 112601

KCWA OPERATING REVENUE ALLOWANCE

### Statement of Assets Held

Shares / Par Value	Asset Description	Market Price Average Cost	Market Value Cost	Accrued Income Est Annual Income	Market Yield
<b>CASH AND SHORT TERM</b>					
1,191,161.980	FIDELITY INSTL M MKT GOVT #57 CLASS 1 CUSIP: S99992780	1.00000 1.00000	1,191,161.98 1,191,161.98	0.00 119.12	0.01% 0.01%
<b>Total CASH AND SHORT TERM</b>			<b>1,191,161.98</b>	<b>119.12</b>	<b>0.01%</b>
<b>ACCOUNT TOTALS</b>			<b>1,191,161.98</b>	<b>119.12</b>	<b>0.01%</b>
Total Market Value Plus Total Accrued Income 1,191,161.98					

### Statement of Transactions

Transaction Date	Transaction Description	Income	Principal	Cost	Realized Gains/Losses
05/01/14	OPENING BALANCE	0.00	0.00	1,166,847.96	
05/02/14	Purchase FIDELITY INSTL M MKT GOVT #57 CLASS 1 9.36 SHARES	0.00	9.36 -	9.36	0.00
05/02/14	Dividend FIDELITY INSTL M MKT GOVT #57 CLASS 1 DIVIDEND	9.36	0.00	0.00	0.00
05/02/14	Cash Debit TRANSFERRED TO ACCOUNT 112601 FF	9.36 -	0.00	0.00	0.00
05/02/14	Cash Credit TRANSFERRED FROM ACCOUNT 112601 FF	0.00	9.36	0.00	0.00
05/02/14	DAILY ENDING BALANCE	0.00	0.00	1,166,857.32	0.00
05/30/14	Purchase FIDELITY INSTL M MKT GOVT #57 CLASS 1 24,304.66 SHARES	0.00	24,304.66 -	24,304.66	0.00
05/30/14	Cash Credit MONTHLY DEPOSIT FROM REVENUE A/C 112600 OF FUNDS NECESSARY FOR OPERATING REVENUE ALLOWANCE RESTRICTED TRNIIJ1405301834100	0.00	24,304.66	0.00	0.00
05/30/14	DAILY ENDING BALANCE	0.00	0.00	1,191,161.98	0.00
05/31/14	CLOSING BALANCE	0.00	0.00	1,191,161.98	0.00

Cumulative realized capital gain and loss position from 12/31/2013 for securities held in principal of account:

Short Term: 0.00 \*      Long Term: 0.00 \*

\* The above gain and loss position does not include transactions where tax cost information is incomplete or unavailable.

Cash and securities set forth on this Account Statement are held by The Bank of New York Mellon, an affiliate of The Bank of New York Mellon Trust Company, N.A. In addition, The Bank of New York Mellon Trust Company, N.A. may utilize subsidiaries and affiliates to provide services and certain products to the Account. Subsidiaries and affiliates may be compensated for their services and products.

The value of securities set forth on this Account Statement are obtained by The Bank of New York Mellon Trust Company, N.A., from its affiliate, The Bank of New York Mellon which determines such values for Corporate Trust on the basis of market prices and information obtained by The Bank of New York Mellon from unaffiliated third parties (including independent pricing vendors) ("third party pricing services"). The Bank of New York Mellon has not verified such market values or information and makes no assurances as to the accuracy or correctness of such market values or information or that the market values set forth on this Account Statement reflect the value of the securities that can be realized upon the sale of such securities. In addition, the market values for the securities set forth in this Account Statement may differ from the market prices and information for the same securities used by other business units of The Bank of New York Mellon Trust Company, N.A., The Bank of New York Mellon or their respective subsidiaries or affiliates based upon market prices and information received from other third party pricing services utilized by such other business units. Corporate Trust does not compare its market values with those used by, or reconcile different market values used by, other business units of The Bank of New York Mellon Trust Company, N.A., The Bank of New York Mellon or their respective subsidiaries or affiliates. Neither The Bank of New York Mellon Trust Company, N.A. nor The Bank of New York Mellon shall be liable for any loss, damage or expense incurred as a result of or arising from or related to the market values or information provided by third party pricing services or the differences in market prices or information provided by other third party pricing services.

q710 m 1 P08 s 95122





# BNY MELLON

The Bank of New York Mellon Trust Company, N.A.

WENT COUNTY WATER AUTHORITY  
FINANCE DIRECTOR  
1072 MAIN ST  
WEST WARWICK RI 02893-3724

## Account Statement

Statement Period 05/01/2014 Through 05/31/2014

Account 112602  
KCWA GEN OP & MAINT ACCT

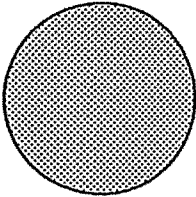
**ADMINISTRATIVE CONTACT: ERIN METENY**  
525 WILLIAM PENN PLACE AIM 153-3800-38TH FL  
PITTSBURGH, PA 15259  
412-234-6247  
ERIN.MYERS1@BNYMELLON.COM

**CLIENT SERVICE MANAGER: SUSAN CALISE**  
135 SANTILLI HIGHWAY AIM 026-0018  
EVERETT, MA 02149  
617-382-5217  
SUSAN.CALISE@BNYMELLON.COM

Go Paperless. Securely access your account online to view your statements. Ask your BNY Mellon contact how we can help you access your accounts, enter your own transactions or submit an audit confirmation online. Also be sure to ask how Connect(SM), our new web-based, single sign-on platform can help you go paperless.

Visit us at [www.bnymellon.com](http://www.bnymellon.com)

## Account Overview



Percent of all Investments	Asset Classification	Market Value
100% ☉	CASH AND SHORT TERM	0.30
100%	TOTAL OF ALL INVESTMENTS	0.30

## Summary of Assets Held

Asset Classification	Market Value	Cost	Accrued Income	Est Annual Income	Market Yield
CASH AND SHORT TERM	0.30	0.30	0.00	0.00	0.00%
ACCOUNT TOTALS	0.30	0.30	0.00	0.00	0.00%

## Summary of Cash Transactions

Transaction Category	Current Period			Year-to-Date	
	Income	Principal	Realized Gains/Losses	Income	Principal
OPENING BALANCE	0.00	0.00		0.00	0.00
DIVIDENDS	0.00	0.00	0.00	0.06	0.00
SALES AND REDEMPTIONS	0.00	58,550.40	0.00	0.00	156,335.91
OTHER CASH ADDITIONS	0.00	958,550.40	0.00	0.00	4,756,335.97
PAYMENTS AND WITHDRAWALS	0.00	958,550.40 -	0.00	0.06 -	4,756,335.91 -
PURCHASES	0.00	58,550.40 -	0.00	0.00	156,335.97 -
CLOSING BALANCE	0.00	0.00	0.00	0.00	0.00

The above cash transactions summary is provided for information purposes only and may not reflect actual taxable income or deductible expenses as reportable under the Internal Revenue Code.

007013 XBNMF002 022718

C 47710 M 1P03 S 95123



**BNY MELLON**

The Bank of New York Mellon Trust Company, N.A.

Statement Period 05/01/2014 Through 05/31/2014  
Account 112602  
KCWA GEN OP & MAINT ACCT

### Statement of Assets Held

Shares / Par Value	Asset Description	Market Price Average Cost	Market Value Cost	Accrued Income Est Annual Income	Market Yield
<b>CASH AND SHORT TERM</b>					
0.300	FIDELITY INSTL M MKT GOVT #57 CLASS 1 CUSIP: S99992780	1.00000 1.00000	0.30 0.30	0.00 0.00	0.00% 0.00%
<b>Total CASH AND SHORT TERM</b>			<b>0.30</b>	<b>0.00</b>	<b>0.00%</b>
<b>ACCOUNT TOTALS</b>			<b>0.30</b>	<b>0.00</b>	<b>0.00%</b>
Total Market Value Plus Total Accrued Income 0.30			0.30	0.00	0.00%

### Statement of Transactions

Transaction Date	Transaction Description	Income	Principal	Cost	Realized Gains/Losses
05/01/14	OPENING BALANCE	0.00	0.00	0.30	
05/02/14	Dividend FIDELITY INSTL M MKT GOVT #57 CLASS 1 DIVIDEND	0.00	0.00	0.00	0.00
05/02/14	Cash Debit BANK OF AMERICA N.A, RI ABA: 011500010 728018921 KCWA GENERAL FUND WIRE TO KCWA - BANK OF AMERICA. PURPOSE OF PAYMENT - PARTIAL FUNDING OF APPROVED BUDGET PER REQ DATED 5/2/14 TRNDSP1405024275900	0.00	900,000.00 -	0.00	0.00
05/02/14	Cash Credit RECIEVED FROM 112600 REVENUE ACCOUNT PAYMENT OF OP + MAINT REQ DATED 5/2/14 KCWA GENERAL FUND	0.00	900,000.00	0.00	0.00
05/02/14	DAILY ENDING BALANCE	0.00	0.00	0.30	0.00
05/19/14	Purchase FIDELITY INSTL M MKT GOVT #57 CLASS 1 58,550.40 SHARES	0.00	58,550.40 -	58,550.40	0.00
05/19/14	Cash Credit RECIEVED FROM 112600 REVENUE ACCOUNT PAYMENT OF OP + MAINT REQ DATED 05/16/14 KCWA GENERAL FUND	0.00	58,550.40	0.00	0.00
05/19/14	DAILY ENDING BALANCE	0.00	0.00	58,550.70	0.00
05/20/14	Sale FIDELITY INSTL M MKT GOVT #57 CLASS 1 58,550.40 SHARES	0.00	58,550.40	58,550.40 -	0.00
05/20/14	Check WATER QUALITY PROTECTION FUND FOR \$0.01054/100 GAL WATER QUALITY PROTECTION SURCHARGE RE: WATER PROTECTION MAR APR 2014	0.00	7,943.95 -	0.00	0.00
05/20/14	Check GENERAL TREASURER, STATE OF RHODE ISLAND FOR \$0.010664/100 GAL WATER QUALITY PROTECTION SURCHARGE RE: WATER PROTECTION MAR APR 2014	0.00	50,606.45 -	0.00	0.00
05/20/14	DAILY ENDING BALANCE	0.00	0.00	0.30	0.00
05/31/14	CLOSING BALANCE	0.00	0.00	0.30	0.00

Cumulative realized capital gain and loss position from 12/31/2013 for securities held in principal of account:

Short Term: 0.00 \* Long Term: 0.00 \*

\* The above gain and loss position does not include transactions where tax cost information is incomplete or unavailable.

07710  
1 PDS  
s. 95.123



***This Page Intentionally Blank***

c 97710 m 1 PDS s 95/124



# BNY MELLON

The Bank of New York Mellon Trust Company, N.A.

WATERBURY COUNTY WATER AUTHORITY  
FINANCE DIRECTOR  
1072 MAIN ST  
WEST WARWICK RI 02893-3724

## Account Statement

Statement Period 05/01/2014 Through 05/31/2014

Account 112603  
KCWA GEN REN & REP RESV ACCT

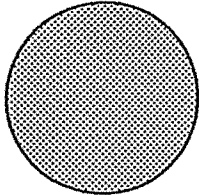
**ADMINISTRATIVE CONTACT: ERIN METENY**  
525 WILLIAM PENN PLACE AIM 153-3800-38TH FL  
PITTSBURGH, PA 15259  
412-234-6247  
ERIN.MYERS1@BNYMELLON.COM

**CLIENT SERVICE MANAGER: SUSAN CALISE**  
135 SANTILLI HIGHWAY AIM 026-0018  
EVERETT, MA 02149  
617-382-5217  
SUSAN.CALISE@BNYMELLON.COM

Go Paperless. Securely access your account online to view your statements. Ask your BNY Mellon contact how we can help you access your accounts, enter your own transactions or submit an audit confirmation online. Also be sure to ask how Connect(SM), our new web-based, single sign-on platform can help you go paperless.

Visit us at [www.bnymellon.com](http://www.bnymellon.com)

## Account Overview



Percent of all Investments	Asset Classification	Market Value
100%	CASH AND SHORT TERM	1,272,815.22
100%	TOTAL OF ALL INVESTMENTS	1,272,815.22

## Summary of Assets Held

Asset Classification	Market Value	Cost	Accrued Income	Est Annual Income	Market Yield
CASH AND SHORT TERM	1,272,815.22	1,272,815.22	0.00	127.28	0.00%
ACCOUNT TOTALS	1,272,815.22	1,272,815.22	0.00	127.28	0.00%

## Summary of Cash Transactions

Transaction Category	Current Period			Year-to-Date	
	Income	Principal	Realized Gains/Losses	Income	Principal
OPENING BALANCE	0.00	0.00		0.00	0.00
DIVIDENDS	10.50	0.00	0.00	52.83	0.00
OTHER CASH ADDITIONS	0.00	10.50	0.00	0.00	52.83
PAYMENTS AND WITHDRAWALS	10.50 -	0.00	0.00	52.83 -	0.00
PURCHASES	0.00	10.50 -	0.00	0.00	52.83 -
CLOSING BALANCE	0.00	0.00	0.00	0.00	0.00

The above cash transactions summary is provided for information purposes only and may not reflect actual taxable income or deductible expenses as reportable under the Internal Revenue Code.

007013 XBNEF002 022720

C 9/7/10 M 1P03 S 95/125



**BNY MELLON**

The Bank of New York Mellon Trust Company, N.A.

Statement Period 05/01/2014 Through 05/31/2014

Account 112603

KCWA GEN REN & REP RESV ACCT

### Statement of Assets Held

Shares / Par Value	Asset Description	Market Price Average Cost	Market Value Cost	Accrued Income Est Annual Income	Market Yield
<b>CASH AND SHORT TERM</b>					
1,272,815.220	FIDELITY INSTL M MKT GOVT #57 CLASS 1 CUSIP: S99992780	1.00000 1.00000	1,272,815.22 1,272,815.22	0.00 127.28	0.00% 0.00%
<b>Total CASH AND SHORT TERM</b>			<b>1,272,815.22</b>	<b>127.28</b>	<b>0.00%</b>
<b>ACCOUNT TOTALS</b>			<b>1,272,815.22</b>	<b>127.28</b>	<b>0.00%</b>
Total Market Value Plus Total Accrued Income 1,272,815.22					

### Statement of Transactions

Transaction Date	Transaction Description	Income	Principal	Cost	Realized Gains/Losses
05/01/14	OPENING BALANCE	0.00	0.00	1,272,804.72	
05/02/14	Purchase FIDELITY INSTL M MKT GOVT #57 CLASS 1 10.50 SHARES	0.00	10.50 -	10.50	0.00
05/02/14	Dividend FIDELITY INSTL M MKT GOVT #57 CLASS 1 DIVIDEND	10.50	0.00	0.00	0.00
05/02/14	Cash Debit TRANSFERRED TO ACCOUNT 112603 FF	10.50 -	0.00	0.00	0.00
05/02/14	Cash Credit TRANSFERRED FROM ACCOUNT 112603 FF	0.00	10.50	0.00	0.00
05/02/14	DAILY ENDING BALANCE	0.00	0.00	1,272,815.22	0.00
05/31/14	CLOSING BALANCE	0.00	0.00	1,272,815.22	0.00

Cumulative realized capital gain and loss position from 12/31/2013 for securities held in principal of account:

Short Term: 0.00 \* Long Term: 0.00 \*

\* The above gain and loss position does not include transactions where tax cost information is incomplete or unavailable.

Cash and securities set forth on this Account Statement are held by The Bank of New York Mellon, an affiliate of The Bank of New York Mellon Trust Company, N.A. In addition, The Bank of New York Mellon Trust Company, N.A. may utilize subsidiaries and affiliates to provide services and certain products to the Account. Subsidiaries and affiliates may be compensated for their services and products.

The value of securities set forth on this Account Statement are obtained by The Bank of New York Mellon Trust Company, N.A., from its affiliate, The Bank of New York Mellon which determines such values for Corporate Trust on the basis of market prices and information obtained by The Bank of New York Mellon from unaffiliated third parties (including independent pricing vendors) ("third party pricing services"). The Bank of New York Mellon has not verified such market values or information and makes no assurances as to the accuracy or correctness of such market values or information or that the market values set forth on this Account Statement reflect the value of the securities that can be realized upon the sale of such securities. In addition, the market values for the securities set forth in this Account Statement may differ from the market prices and information for the same securities used by other business units of The Bank of New York Mellon Trust Company, N.A., The Bank of New York Mellon or their respective subsidiaries or affiliates based upon market prices and information received from other third party pricing services utilized by such other business units. Corporate Trust does not compare its market values with those used by, or reconcile different market values used by, other business units of The Bank of New York Mellon Trust Company, N.A., The Bank of New York Mellon or their respective subsidiaries or affiliates. Neither The Bank of New York Mellon Trust Company, N.A. nor The Bank of New York Mellon shall be liable for any loss, damage or expense incurred as a result of or arising from or related to the market values or information provided by third party pricing services or the differences in market prices or information provided by other third party pricing services.

9710 M 1PDS 9 95125



# BNY MELLON

The Bank of New York Mellon Trust Company, N.A.

**WENT COUNTY WATER AUTHORITY**  
FINANCE DIRECTOR  
1072 MAIN ST  
WEST WARWICK RI 02893-3724

## Account Statement

Statement Period 05/01/2014 Through 05/31/2014

Account 112604  
KOWA GENERAL RENEWAL AND REPLACEMENT AC


**ADMINISTRATIVE CONTACT: ERIN METENY**  
525 WILLIAM PENN PLACE AIM 153-3800-38TH FL  
PITTSBURGH, PA 15259  
412-234-6247  
ERIN.MYERS1@BNYMELLON.COM

**CLIENT SERVICE MANAGER: SUSAN CALISE**  
135 SANTILLI HIGHWAY AIM 026-0018  
EVERETT, MA 02149  
617-382-5217  
SUSAN.CALISE@BNYMELLON.COM

Go Paperless. Securely access your account online to view your statements. Ask your BNY Mellon contact how we can help you access your accounts, enter your own transactions or submit an audit confirmation online. Also be sure to ask how Connect(SM), our new web-based, single sign-on platform can help you go paperless.

Visit us at [www.bnymellon.com](http://www.bnymellon.com)

## Account Overview



Percent of all Investments	Asset Classification	Market Value
100%	CASH AND SHORT TERM	254,601.37
100%	TOTAL OF ALL INVESTMENTS	254,601.37

## Summary of Assets Held

Asset Classification	Market Value	Cost	Accrued Income	Est Annual Income	Market Yield
CASH AND SHORT TERM	254,601.37	254,601.37	0.00	25.46	0.00%
ACCOUNT TOTALS	254,601.37	254,601.37	0.00	25.46	0.00%

## Summary of Cash Transactions

Transaction Category	Current Period			Year-to-Date	
	Income	Principal	Realized Gains/Losses	Income	Principal
OPENING BALANCE	0.00	0.00		0.00	0.00
DIVIDENDS	2.06	0.00	0.00	10.59	0.00
SALES AND REDEMPTIONS	0.00	0.00	0.00	0.00	75,442.67
OTHER CASH ADDITIONS	0.00	8,335.39	0.00	0.00	41,677.24
PAYMENTS AND WITHDRAWALS	2.06 -	0.00	0.00	10.59 -	83,776.00 -
PURCHASES	0.00	8,335.39 -	0.00	0.00	33,343.91 -
CLOSING BALANCE	0.00	0.00	0.00	0.00	0.00

The above cash transactions summary is provided for information purposes only and may not reflect actual taxable income or deductible expenses as reportable under the Internal Revenue Code.

001010 ADVEN002 022/121

97710 m 1P03 s 95125



BNY MELLON

The Bank of New York Mellon Trust Company, N.A.

Statement Period 05/01/2014 Through 05/31/2014

Account 112604

KCWA GENERAL RENEWAL AND REPLACEMENT AC

Statement of Assets Held

Table with columns: Shares / Par Value, Asset Description, Market Price Average Cost, Market Value Cost, Accrued Income Est Annual Income, Market Yield. Includes rows for CASH AND SHORT TERM and ACCOUNT TOTALS.

Statement of Transactions

Table with columns: Transaction Date, Transaction Description, Income, Principal, Cost, Realized Gains/Losses. Lists transactions from 05/01/14 to 05/31/14 including opening balance, purchases, dividends, and transfers.

Cumulative realized capital gain and loss position from 12/31/2013 for securities held in principal of account:

Short Term: 0.00 \* Long Term: 0.00 \*

\* The above gain and loss position does not include transactions where tax cost information is incomplete or unavailable.

Cash and securities set forth on this Account Statement are held by The Bank of New York Mellon, an affiliate of The Bank of New York Mellon Trust Company, N.A. In addition, The Bank of New York Mellon Trust Company, N.A. may utilize subsidiaries and affiliates to provide services and certain products to the Account.

The value of securities set forth on this Account Statement are obtained by The Bank of New York Mellon Trust Company, N.A., from its affiliate, The Bank of New York Mellon which determines such values for Corporate Trust on the basis of market prices and information obtained by The Bank of New York Mellon from unaffiliated third parties (including independent pricing vendors) ("third party pricing services").

97710 1 P03 5 95125





# BNY MELLON

The Bank of New York Mellon Trust Company, N.A.

WENT COUNTY WATER AUTHORITY  
FINANCE DIRECTOR  
1072 MAIN ST  
WEST WARWICK RI 02893-3724

## Account Statement

Statement Period 05/01/2014 Through 05/31/2014

Account 112605  
KCWA INFRASTRUCTURE ACCT

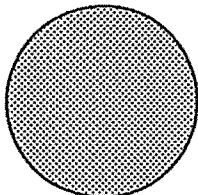
ADMINISTRATIVE CONTACT: ERIN METENY  
525 WILLIAM PENN PLACE AIM 153-3800-38TH FL  
PITTSBURGH, PA 15259  
412-234-6247  
ERIN.MYERS1@BNYMELLON.COM

CLIENT SERVICE MANAGER: SUSAN CALISE  
135 SANTILLI HIGHWAY AIM 026-0018  
EVERETT, MA 02149  
617-382-5217  
SUSAN.CALISE@BNYMELLON.COM

Go Paperless. Securely access your account online to view your statements. Ask your BNY Mellon contact how we can help you access your accounts, enter your own transactions or submit an audit confirmation online. Also be sure to ask how Connect(SM), our new web-based, single sign-on platform can help you go paperless.

Visit us at [www.bnymellon.com](http://www.bnymellon.com)

## Account Overview



Percent of all Investments	Asset Classification	Market Value
100%	CASH AND SHORT TERM	5,730,673.17
100%	TOTAL OF ALL INVESTMENTS	5,730,673.17

## Summary of Assets Held

Asset Classification	Market Value	Cost	Accrued Income	Est Annual Income	Market Yield
CASH AND SHORT TERM	5,730,673.17	5,730,673.17	0.00	573.07	0.01%
ACCOUNT TOTALS	5,730,673.17	5,730,673.17	0.00	573.07	0.01%

## Summary of Cash Transactions

Transaction Category	Current Period			Year-to-Date	
	Income	Principal	Realized Gains/Losses	Income	Principal
OPENING BALANCE	0.00	0.00		0.00	0.00
DIVIDENDS	51.12	0.00	0.00	237.27	0.00
SALES AND REDEMPTIONS	0.00	0.00	0.00	0.00	2,611,731.46
OTHER CASH ADDITIONS	0.00	450,051.12	0.00	0.00	2,250,237.27
PAYMENTS AND WITHDRAWALS	51.12 -	0.00	0.00	237.27 -	2,611,731.46 -
PURCHASES	0.00	450,051.12 -	0.00	0.00	2,250,237.27 -
CLOSING BALANCE	0.00	0.00	0.00	0.00	0.00

The above cash transactions summary is provided for information purposes only and may not reflect actual taxable income or deductible expenses as reportable under the Internal Revenue Code.

007013 XBNEF002 022722

6 8/7/10 M 1 P03 s 95/127



**BNY MELLON**

The Bank of New York Mellon Trust Company, N.A.

Statement Period 05/01/2014 Through 05/31/2014

Account 112605

KCWA INFRASTRUCTURE ACCT

**Statement of Assets Held**

Shares / Par Value	Asset Description	Market Price Average Cost	Market Value Cost	Accrued Income Est Annual Income	Market Yield
<b>CASH AND SHORT TERM</b>					
5,730,673.170	FIDELITY INSTL M MKT GOVT #57 CLASS 1	1.00000	5,730,673.17	0.00	0.01%
	CUSIP: S99992780	1.00000	5,730,673.17	573.07	
<b>Total CASH AND SHORT TERM</b>			5,730,673.17	0.00	0.01%
			5,730,673.17	573.07	
<b>ACCOUNT TOTALS</b>			5,730,673.17	0.00	0.01%
Total Market Value Plus Total Accrued Income 5,730,673.17			5,730,673.17	573.07	

**Statement of Transactions**

Transaction Date	Transaction Description	Income	Principal	Cost	Realized Gains/Losses
05/01/14	OPENING BALANCE	0.00	0.00	5,280,622.05	
05/02/14	Purchase FIDELITY INSTL M MKT GOVT #57 CLASS 1 51.12 SHARES	0.00	51.12	51.12	0.00
05/02/14	Dividend FIDELITY INSTL M MKT GOVT #57 CLASS 1 DIVIDEND	51.12	0.00	0.00	0.00
05/02/14	Cash Debit TRANSFERRED TO ACCOUNT 112605 FF	51.12	0.00	0.00	0.00
05/02/14	Cash Credit TRANSFERRED FROM ACCOUNT 112605 FF	0.00	51.12	0.00	0.00
05/02/14	DAILY ENDING BALANCE	0.00	0.00	5,280,673.17	0.00
05/30/14	Purchase FIDELITY INSTL M MKT GOVT #57 CLASS 1 450,000.00 SHARES	0.00	450,000.00	450,000.00	0.00
05/30/14	Cash Credit MONTHLY DEPOSIT FROM REVENUE A/C 112600 FUNDS NECESSARY TO COVER APPROVED BUDGET EXPENSES WITH RESPECT TO INFRAST TRNIIJ1405301833300	0.00	450,000.00	0.00	0.00
05/30/14	DAILY ENDING BALANCE	0.00	0.00	5,730,673.17	0.00
05/31/14	CLOSING BALANCE	0.00	0.00	5,730,673.17	0.00

Cumulative realized capital gain and loss position from 12/31/2013 for securities held in principal of account:

Short Term: 0.00 \* Long Term: 0.00 \*

\* The above gain and loss position does not include transactions where tax cost information is incomplete or unavailable.

Cash and securities set forth on this Account Statement are held by The Bank of New York Mellon, an affiliate of The Bank of New York Mellon Trust Company, N.A. In addition, The Bank of New York Mellon Trust Company, N.A. may utilize subsidiaries and affiliates to provide services and certain products to the Account. Subsidiaries and affiliates may be compensated for their services and products.

The value of securities set forth on this Account Statement are obtained by The Bank of New York Mellon Trust Company, N.A., from its affiliate, The Bank of New York Mellon which determines such values for Corporate Trust on the basis of market prices and information obtained by The Bank of New York Mellon from unaffiliated third parties (including independent pricing vendors) ("third party pricing services"). The Bank of New York Mellon has not verified such market values or information and makes no assurances as to the accuracy or correctness of such market values or information or that the market values set forth on this Account Statement reflect the value of the securities that can be realized upon the sale of such securities. In addition, the market values for the securities set forth in this Account Statement may differ from the market prices and information for the same securities used by other business units of The Bank of New York Mellon Trust Company, N.A., The Bank of New York Mellon or their respective subsidiaries or affiliates based upon market prices and information received from other third party pricing services utilized by such other business units. Corporate Trust does not compare its market values with those used by, or reconcile different market values used by, other business units of The Bank of New York Mellon Trust Company, N.A., The Bank of New York Mellon or their respective subsidiaries or affiliates. Neither The Bank of New York Mellon Trust Company, N.A. nor The Bank of New York Mellon shall be liable for any loss, damage or expense incurred as a result of or arising from or related to the market values or information provided by third party pricing services or the differences in market prices or information provided by other third party pricing services.

9710  
1P03 s 95127



# BNY MELLON

The Bank of New York Mellon Trust Company, N.A.

Statement Period 05/01/2014 Through 05/31/2014

Account 112606

KCWA OPER & MAIN RESERVE ACCT

## Statement of Assets Held

Shares / Par Value	Asset Description	Market Price Average Cost	Market Value Cost	Accrued Income Est Annual Income	Market Yield
<b>CASH AND SHORT TERM</b>					
2,493,263.330	FIDELITY INSTL M MKT GOVT #57 CLASS 1 CUSIP: S99992780	1.00000	2,493,263.33	0.00	0.01%
		1.00000	2,493,263.33	249.33	
<b>Total CASH AND SHORT TERM</b>			<b>2,493,263.33</b>	<b>0.00</b>	<b>0.01%</b>
			2,493,263.33	249.33	
<b>ACCOUNT TOTALS</b>			<b>2,493,263.33</b>	<b>0.00</b>	<b>0.01%</b>
Total Market Value Plus Total Accrued Income 2,493,263.33			2,493,263.33	249.33	

## Statement of Transactions

Transaction Date	Transaction Description	Income	Principal	Cost	Realized Gains/Losses
05/01/14	OPENING BALANCE	0.00	0.00	2,493,242.89	
05/02/14	Purchase FIDELITY INSTL M MKT GOVT #57 CLASS 1 20.44 SHARES	0.00	20.44 -	20.44	0.00
05/02/14	Dividend FIDELITY INSTL M MKT GOVT #57 CLASS 1 DIVIDEND	20.44	0.00	0.00	0.00
05/02/14	Cash Debit TRANSFERRED TO ACCOUNT 112606 FF	20.44 -	0.00	0.00	0.00
05/02/14	Cash Credit TRANSFERRED FROM ACCOUNT 112606 FF	0.00	20.44	0.00	0.00
05/02/14	DAILY ENDING BALANCE	0.00	0.00	2,493,263.33	0.00
05/31/14	CLOSING BALANCE	0.00	0.00	2,493,263.33	0.00

Cumulative realized capital gain and loss position from 12/31/2013 for securities held in principal of account:

Short Term: 0.00 \* Long Term: 0.00 \*

\* The above gain and loss position does not include transactions where tax cost information is incomplete or unavailable.

Cash and securities set forth on this Account Statement are held by The Bank of New York Mellon, an affiliate of The Bank of New York Mellon Trust Company, N.A. In addition, The Bank of New York Mellon Trust Company, N.A. may utilize subsidiaries and affiliates to provide services and certain products to the Account. Subsidiaries and affiliates may be compensated for their services and products.

The value of securities set forth on this Account Statement are obtained by The Bank of New York Mellon Trust Company, N.A., from its affiliate, The Bank of New York Mellon which determines such values for Corporate Trust on the basis of market prices and information obtained by The Bank of New York Mellon from unaffiliated third parties (including independent pricing vendors) ("third party pricing services"). The Bank of New York Mellon has not verified such market values or information and makes no assurances as to the accuracy or correctness of such market values or information or that the market values set forth on this Account Statement reflect the value of the securities that can be realized the sale of such securities. In addition, the market values for the securities set forth in this Account Statement may differ from the market prices and information for the same securities used by other business units of The Bank of New York Mellon Trust Company, N.A., The Bank of New York Mellon or their respective subsidiaries or affiliates based upon market prices and information received from other third party pricing services utilized by such other business units. Corporate Trust does not compare its market values with those used by, or reconcile different market values used by, other business units of The Bank of New York Mellon Trust Company, N.A., The Bank of New York Mellon or their respective subsidiaries or affiliates. Neither The Bank of New York Mellon Trust Company, N.A. nor The Bank of New York Mellon shall be liable for any loss, damage or expense incurred as a result of or arising from or related to the market values or information provided by third party pricing services or the differences in market prices or information provided by other third party pricing services.

97710 m 1P03 s 95.128



**BNY MELLON**

The Bank of New York Mellon Trust Company, N.A.

**KENT COUNTY WATER AUTHORITY  
FINANCE DIRECTOR  
1072 MAIN ST  
WEST WARWICK RI 02893-3724**

### Account Statement

Statement Period 05/01/2014 Through 05/31/2014

Account 112606  
KCWA OPER & MAIN RESERVE ACCT

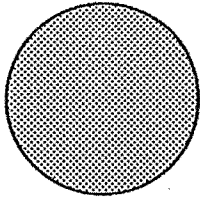
**ADMINISTRATIVE CONTACT: ERIN METENY**  
525 WILLIAM PENN PLACE AIM 153-3800-38TH FL  
PITTSBURGH, PA 15259  
412-234-6247  
ERIN.MYERS1@BNYMELLON.COM

**CLIENT SERVICE MANAGER: SUSAN CALISE**  
135 SANTILLI HIGHWAY AIM 026-0018  
EVERETT, MA 02149  
617-382-5217  
SUSAN.CALISE@BNYMELLON.COM

Go Paperless. Securely access your account online to view your statements. Ask your BNY Mellon contact how we can help you access your accounts, enter your own transactions or submit an audit confirmation online. Also be sure to ask how Connect(SM), our new web-based, single sign-on platform can help you go paperless.

Visit us at [www.bnymellon.com](http://www.bnymellon.com)

### Account Overview



Percent of all Investments	Asset Classification	Market Value
100%	CASH AND SHORT TERM	2,493,263.33
100%	<b>TOTAL OF ALL INVESTMENTS</b>	<b>2,493,263.33</b>

### Summary of Assets Held

Asset Classification	Market Value	Cost	Accrued Income	Est Annual Income	Market Yield
CASH AND SHORT TERM	2,493,263.33	2,493,263.33	0.00	249.33	0.01%
<b>ACCOUNT TOTALS</b>	<b>2,493,263.33</b>	<b>2,493,263.33</b>	<b>0.00</b>	<b>249.33</b>	<b>0.01%</b>

### Summary of Cash Transactions

Transaction Category	Current Period			Year-to-Date	
	Income	Principal	Realized Gains/Losses	Income	Principal
OPENING BALANCE	0.00	0.00		0.00	0.00
DIVIDENDS	20.44	0.00	0.00	102.90	0.00
OTHER CASH ADDITIONS	0.00	20.44	0.00	0.00	102.90
PAYMENTS AND WITHDRAWALS	20.44 -	0.00	0.00	102.90 -	0.00
PURCHASES	0.00	20.44 -	0.00	0.00	102.90 -
<b>CLOSING BALANCE</b>	<b>0.00</b>	<b>0.00</b>	<b>0.00</b>	<b>0.00</b>	<b>0.00</b>

The above cash transactions summary is provided for information purposes only and may not reflect actual taxable income or deductible expenses as reportable under the Internal Revenue Code.

97710 M 1P03 S 95128



**BNY MELLON**

The Bank of New York Mellon Trust Company, N.A.

**WENT COUNTY WATER AUTHORITY**  
**FINANCE DIRECTOR**  
**1072 MAIN ST**  
**WEST WARWICK RI 02893-3724**

### Account Statement

Statement Period 05/01/2014 Through 05/31/2014

Account 112612  
KCWA SER 2004A DEBT SERVICE FD

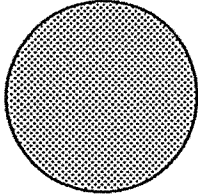
**ADMINISTRATIVE CONTACT: ERIN METENY**  
525 WILLIAM PENN PLACE AIM 153-3800-38TH FL  
PITTSBURGH, PA 15259  
412-234-6247  
ERIN.MYERS1@BNYMELLON.COM

**CLIENT SERVICE MANAGER: SUSAN CALISE**  
135 SANTILLI HIGHWAY AIM 026-0018  
EVERETT, MA 02149  
617-382-5217  
SUSAN.CALISE@BNYMELLON.COM

Go Paperless. Securely access your account online to view your statements. Ask your BNY Mellon contact how we can help you access your accounts, enter your own transactions or submit an audit confirmation online. Also be sure to ask how Connect(SM), our new web-based, single sign-on platform can help you go paperless.

Visit us at [www.bnymellon.com](http://www.bnymellon.com)

### Account Overview



Percent of all Investments	Asset Classification	Market Value
100%	CASH AND SHORT TERM	995,990.26
100%	<b>TOTAL OF ALL INVESTMENTS</b>	<b>995,990.26</b>

### Summary of Assets Held

Asset Classification	Market Value	Cost	Accrued Income	Est Annual Income	Market Yield
CASH AND SHORT TERM	995,990.26	995,990.26	0.00	99.60	0.01%
<b>ACCOUNT TOTALS</b>	<b>995,990.26</b>	<b>995,990.26</b>	<b>0.00</b>	<b>99.60</b>	<b>0.01%</b>

### Summary of Cash Transactions

Transaction Category	Current Period			Year-to-Date	
	Income	Principal	Realized Gains/Losses	Income	Principal
OPENING BALANCE	0.00	0.00		0.00	0.00
DIVIDENDS	6.70	0.00	0.00	26.32	0.00
SALES AND REDEMPTIONS	0.00	0.00	0.00	0.00	18,056.25
OTHER CASH ADDITIONS	0.00	92,182.74	0.00	0.00	460,906.52
PAYMENTS AND WITHDRAWALS	6.70 -	0.00	0.00	26.32 -	18,056.25 -
PURCHASES	0.00	92,182.74 -	0.00	0.00	460,906.52 -
<b>CLOSING BALANCE</b>	<b>0.00</b>	<b>0.00</b>	<b>0.00</b>	<b>0.00</b>	<b>0.00</b>

The above cash transactions summary is provided for information purposes only and may not reflect actual taxable income or deductible expenses as reportable under the Internal Revenue Code.

007013 XBNEF002 022724

0 87710 m 1 P03 s 95:129



**BNY MELLON**

The Bank of New York Mellon Trust Company, N.A.

Statement Period 05/01/2014 Through 05/31/2014

Account 112612

KCWA SER 2004A DEBT SERVICE FD

### Statement of Assets Held

Shares / Par Value	Asset Description	Market Price Average Cost	Market Value Cost	Accrued Income Est Annual Income	Market Yield
<b>CASH AND SHORT TERM</b>					
995,990.260	FIDELITY INSTL M MKT GOVT #57 CLASS 1 CUSIP: S99992780	1.00000 1.00000	995,990.26 995,990.26	0.00 99.60	0.01% 0.01%
<b>Total CASH AND SHORT TERM</b>			995,990.26	99.60	0.01%
<b>ACCOUNT TOTALS</b>			995,990.26	99.60	0.01%
Total Market Value Plus Total Accrued Income 995,990.26					

### Statement of Transactions

Transaction Date	Transaction Description	Income	Principal	Cost	Realized Gains/Losses
05/01/14	OPENING BALANCE	0.00	0.00	903,807.52	
05/02/14	Purchase FIDELITY INSTL M MKT GOVT #57 CLASS 1 6.70 SHARES	0.00	6.70 -	6.70	0.00
05/02/14	Dividend FIDELITY INSTL M MKT GOVT #57 CLASS 1 DIVIDEND	6.70	0.00	0.00	0.00
05/02/14	Cash Debit TRANSFERRED TO ACCOUNT 112612 FF	6.70 -	0.00	0.00	0.00
05/02/14	Cash Credit TRANSFERRED FROM ACCOUNT 112612 FF	0.00	6.70	0.00	0.00
05/02/14	DAILY ENDING BALANCE	0.00	0.00	903,814.22	0.00
05/30/14	Purchase FIDELITY INSTL M MKT GOVT #57 CLASS 1 92,176.04 SHARES	0.00	92,176.04 -	92,176.04	0.00
05/30/14	Cash Credit MONTHLY DEPOSIT FROM REVENUE A/C 112600 OF FUNDS NECESSARY TO COVER MONTHLY LOAN PAYMENT OBLIGATION ON SERIES 2004 BONDS TRNIIJ1405301833500	0.00	92,176.04	0.00	0.00
05/30/14	DAILY ENDING BALANCE	0.00	0.00	995,990.26	0.00
05/31/14	CLOSING BALANCE	0.00	0.00	995,990.26	0.00

Cumulative realized capital gain and loss position from 12/31/2013 for securities held in principal of account:

Short Term: 0.00 \* Long Term: 0.00 \*

\* The above gain and loss position does not include transactions where tax cost information is incomplete or unavailable.

Cash and securities set forth on this Account Statement are held by The Bank of New York Mellon, an affiliate of The Bank of New York Mellon Trust Company, N.A. In addition, The Bank of New York Mellon Trust Company, N.A. may utilize subsidiaries and affiliates to provide services and certain products to the Account. Subsidiaries and affiliates may be compensated for their services and products.

The value of securities set forth on this Account Statement are obtained by The Bank of New York Mellon Trust Company, N.A., from its affiliate, The Bank of New York Mellon which determines such values for Corporate Trust on the basis of market prices and information obtained by The Bank of New York Mellon from unaffiliated third parties (including independent pricing vendors) ("third party pricing services"). The Bank of New York Mellon has not verified such market values or information and makes no assurances as to the accuracy or correctness of such market values or information or that the market values set forth on this Account Statement reflect the value of the securities that can be realized upon the sale of such securities. In addition, the market values for the securities set forth in this Account Statement may differ from the market prices and information for the same securities used by other business units of The Bank of New York Mellon Trust Company, N.A., The Bank of New York Mellon or their respective subsidiaries or affiliates based upon market prices and information received from other third party pricing services utilized by such other business units. Corporate Trust does not compare its market values with those used by, or reconcile different market values used by, other business units of The Bank of New York Mellon Trust Company, N.A., The Bank of New York Mellon or their respective subsidiaries or affiliates. Neither The Bank of New York Mellon Trust Company, N.A. nor The Bank of New York Mellon shall be liable for any loss, damage or expense incurred as a result of or arising from or related to the market values or information provided by third party pricing services or the differences in market prices or information provided by other third party pricing services.

04710-01-1003-5-95-129



# BNY MELLON

The Bank of New York Mellon Trust Company, N.A.

PROVIDENT COUNTY WATER AUTHORITY  
FINANCE DIRECTOR  
1072 MAIN ST  
WEST WARWICK RI 02893-3724

## Account Statement

Statement Period 05/01/2014 Through 05/31/2014

Account 112613  
KCWA SER 2004A DEBT SERV RESRV


ADMINISTRATIVE CONTACT: ERIN METENY  
525 WILLIAM PENN PLACE AIM 153-3800-38TH FL  
PITTSBURGH, PA 15259  
412-234-6247  
ERIN.MYERS1@BNYMELLON.COM

CLIENT SERVICE MANAGER: SUSAN CALISE  
135 SANTILLI HIGHWAY AIM 026-0018  
EVERETT, MA 02149  
617-382-5217  
SUSAN.CALISE@BNYMELLON.COM

Go Paperless. Securely access your account online to view your statements. Ask your BNY Mellon contact how we can help you access your accounts, enter your own transactions or submit an audit confirmation online. Also be sure to ask how Connect(SM), our new web-based, single sign-on platform can help you go paperless.

Visit us at [www.bnymellon.com](http://www.bnymellon.com)

## Account Overview



Percent of all Investments	Asset Classification	Market Value
100%	CASH AND SHORT TERM	225,643.77
100%	TOTAL OF ALL INVESTMENTS	225,643.77

## Summary of Assets Held

Asset Classification	Market Value	Cost	Accrued Income	Est Annual Income	Market Yield
CASH AND SHORT TERM	225,643.77	225,643.77	0.00	22.56	0.00%
ACCOUNT TOTALS	225,643.77	225,643.77	0.00	22.56	0.00%

## Summary of Cash Transactions

Transaction Category	Current Period			Year-to-Date	
	Income	Principal	Realized Gains/Losses	Income	Principal
OPENING BALANCE	5.03	0.00		0.00	0.00
DIVIDENDS	1.84	0.00	0.00	6.92	0.00
INTEREST	0.00	0.00	0.00	4,103.36	0.00
SALES AND REDEMPTIONS	0.00	0.00	0.00	0.00	215,909.64
PAYMENTS AND WITHDRAWALS	0.00	0.00	0.00	4,103.41	0.00
PURCHASES	0.00	0.00	0.00	0.00	215,909.64
CLOSING BALANCE	6.87	0.00	0.00	6.87	0.00

The above cash transactions summary is provided for information purposes only and may not reflect actual taxable income or deductible expenses as reportable under the Internal Revenue Code.

007013 ABNEFW02 0427/20

07710 m 1 PD3 s 95,130



**BNY MELLON**

The Bank of New York Mellon Trust Company, N.A.

Statement Period 05/01/2014 Through 05/31/2014

Account 112613

KCWA SER 2004A DEBT SERV RESRV

### Statement of Assets Held

Shares / Par Value	Asset Description	Market Price Average Cost	Market Value Cost	Accrued Income Est Annual Income	Market Yield
<b>CASH AND SHORT TERM</b>					
225,636.900	FIDELITY INSTL M MKT GOVT #57 CLASS 1 CUSIP: S99992780	1.00000 1.00000	225,636.90 225,636.90	0.00 22.56	0.00%
	CASH BALANCE	0.00000 0.00000	6.87 6.87	0.00 0.00	0.00%
<b>Total CASH AND SHORT TERM</b>			<b>225,643.77</b> <b>225,643.77</b>	<b>0.00</b> <b>22.56</b>	<b>0.00%</b>

### ACCOUNT TOTALS

Total Market Value Plus Total Accrued Income 225,643.77

<b>225,643.77</b>	<b>0.00</b>	<b>0.00%</b>
<b>225,643.77</b>	<b>22.56</b>	

### Statement of Transactions

Transaction Date	Transaction Description	Income	Principal	Cost	Realized Gains/Losses
05/01/14	OPENING BALANCE	5.03	0.00	225,636.90	
05/02/14	Dividend FIDELITY INSTL M MKT GOVT #57 CLASS 1 DIVIDEND	1.84	0.00	0.00	0.00
05/02/14	DAILY ENDING BALANCE	6.87	0.00	225,636.90	0.00
05/31/14	CLOSING BALANCE	6.87	0.00	225,636.90	0.00

Cumulative realized capital gain and loss position from 12/31/2013 for securities held in principal of account:

Short Term: 0.00 \* Long Term: 0.00 \*

\* The above gain and loss position does not include transactions where tax cost information is incomplete or unavailable.

Cash and securities set forth on this Account Statement are held by The Bank of New York Mellon, an affiliate of The Bank of New York Mellon Trust Company, N.A. In addition, The Bank of New York Mellon Trust Company, N.A. may utilize subsidiaries and affiliates to provide services and certain products to the Account. Subsidiaries and affiliates may be compensated for their services and products.

The value of securities set forth on this Account Statement are obtained by The Bank of New York Mellon Trust Company, N.A., from its affiliate, The Bank of New York Mellon which determines such values for Corporate Trust on the basis of market prices and information obtained by The Bank of New York Mellon from unaffiliated third parties (including independent pricing vendors) ("third party pricing services"). The Bank of New York Mellon has not verified such market values or information and makes no assurances as to the accuracy or correctness of such market values or information or that the market values set forth on this Account Statement reflect the value of the securities that can be realized upon the sale of such securities. In addition, the market values for the securities set forth in this Account Statement may differ from the market prices and information for the same securities used by other business units of The Bank of New York Mellon Trust Company, N.A., The Bank of New York Mellon or their respective subsidiaries or affiliates based upon market prices and information received from other third party pricing services utilized by such other business units. Corporate Trust does not compare its market values with those used by, or reconcile different market values used by, other business units of The Bank of New York Mellon Trust Company, N.A., The Bank of New York Mellon or their respective subsidiaries or affiliates. Neither The Bank of New York Mellon Trust Company, N.A. nor The Bank of New York Mellon shall be liable for any loss, damage or expense incurred as a result of or arising from or related to the market values or information provided by third party pricing services or the differences in market prices or information provided by other third party pricing services.

0 97710 M 1 P03 S 95130





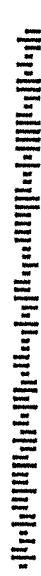
May 31, 2014



BNY MELLON

# Envelope Contents

Account Information	Number of Pages	Starting Page Number	Account Information	Number of Pages	Starting Page Number
KCWA SER 2012 DSR FUND 853023	2	1 of 8			
KCWA SER 2012 DEBT SERVICE FD 853024	2	3 of 8			
KCWA SER 2012 PJCT FD COI AC 853025	2	5 of 8			
KCWA DEBT SERVICE SAVINGS CIP 853026	2	7 of 8			

  
 00007012 02 AB 0.896 02 TR 00088 XBNEF002 000000  
 KENT COUNTY WATER AUTHORITY  
 FINANCE DIRECTOR  
 1072 MAIN STREET  
 WEST WARWICK RI 02893

*This Page Intentionally Blank*



**BNY MELLON**

The Bank of New York Mellon Trust Company, N.A.

KENT COUNTY WATER AUTHORITY  
FINANCE DIRECTOR  
1072 MAIN STREET  
WEST WARWICK RI 02893

### Account Statement

Statement Period 05/01/2014 Through 05/31/2014

Account 853023  
KENT COUNTY WATER AUTHORITY  
GENERAL REFUNDING REVENUE BONDS  
2012 SERIES A

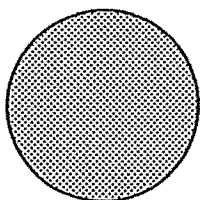
Go Paperless. Securely access your account online to view your statements. Ask your BNY Mellon contact how we can help you access your accounts, enter your own transactions or submit an audit confirmation online. Also be sure to ask how Connect(SM), our new web-based, single sign-on platform can help you go paperless.

Visit us at [www.bnymellon.com](http://www.bnymellon.com)

ADMINISTRATIVE CONTACT: ERIN METENY  
525 WILLIAM PENN PLACE AIM 153-3800-38TH FL  
PITTSBURGH, PA 15259  
412-234-6247  
ERIN.MYERS1@BNYMELLON.COM

CLIENT SERVICE MANAGER: SUSAN CALISE  
135 SANTILLI HIGHWAY AIM 026-0018  
EVERETT, MA 02149  
617-382-5217  
SUSAN.CALISE@BNYMELLON.COM

### Account Overview



Percent of all Investments	Asset Classification	Market Value
100%	CASH AND SHORT TERM	1,798,974.02
100%	TOTAL OF ALL INVESTMENTS	1,798,974.02

### Summary of Assets Held

Asset Classification	Market Value	Cost	Accrued Income	Est Annual Income	Market Yield
CASH AND SHORT TERM	1,798,974.02	1,774,714.06	0.00	49,476.71	2.75%
ACCOUNT TOTALS	1,798,974.02	1,774,714.06	0.00	49,476.71	2.75%

### Summary of Cash Transactions

Transaction Category	Current Period			Year-to-Date	
	Income	Principal	Realized Gains/Losses	Income	Principal
OPENING BALANCE	0.00	0.00		0.00	0.00
DIVIDENDS	4.16	0.00	0.00	25.01	0.00
INTEREST	0.00	0.00	0.00	20,198.30	0.00
SALES AND REDEMPTIONS	0.00	0.00	0.00	0.00	2,341,487.04
OTHER CASH ADDITIONS	0.00	4.16	0.00	0.00	20,223.31
PAYMENTS AND WITHDRAWALS	4.16 -	0.00	0.00	20,223.31 -	0.00
PURCHASES	0.00	4.16 -	0.00	0.00	2,361,710.35 -
CLOSING BALANCE	0.00	0.00	0.00	0.00	0.00

The above cash transactions summary is provided for information purposes only and may not reflect actual taxable income or deductible expenses as reportable under the Internal Revenue Code.

007012 XBNMF002 022710

g 7710 m 1P03 S 95132



BNY MELLON

The Bank of New York Mellon Trust Company, N.A.

Statement Period 05/01/2014 Through 05/31/2014

Account 853023

KCWA SER 2012 DSR FUND

Statement of Assets Held

Table with columns: Shares / Par Value, Asset Description, Market Price Average Cost, Market Value Cost, Accrued Income Est Annual Income, Market Yield. Rows include CASH AND SHORT TERM with details for Fidelity and US Treas Bills.

ACCOUNT TOTALS

Total Market Value Plus Total Accrued Income 1,798,974.02

Statement of Transactions

Table with columns: Transaction Date, Transaction Description, Income, Principal, Cost, Realized Gains/Losses. Rows include opening balance, purchases, dividends, and ending balances.

Cumulative realized capital gain and loss position from 12/31/2013 for securities held in principal of account:

Short Term: 0.00 \* Long Term: 0.00 \*

\* The above gain and loss position does not include transactions where tax cost information is incomplete or unavailable.

Cash and securities set forth on this Account Statement are held by The Bank of New York Mellon, an affiliate of The Bank of New York Mellon Trust Company, N.A. In addition, The Bank of New York Mellon Trust Company, N.A. may utilize subsidiaries and affiliates to provide services and certain products to the Account.

The value of securities set forth on this Account Statement are obtained by The Bank of New York Mellon Trust Company, N.A., from its affiliate, The Bank of New York Mellon which determines such values for Corporate Trust on the basis of market prices and information obtained by The Bank of New York Mellon from unaffiliated third parties (including independent pricing vendors) ("third party pricing services").

0710 m 1 P03 5 95,192



# BNY MELLON

The Bank of New York Mellon Trust Company, N.A.

KENT COUNTY WATER AUTHORITY  
FINANCE DIRECTOR  
1072 MAIN STREET  
WEST WARWICK RI 02893

## Account Statement

Statement Period 05/01/2014 Through 05/31/2014

Account 853024  
KENT COUNTY WATER AUTHORITY  
GENERAL REFUNDING REVENUE BONDS  
2012 SERIES A


Go Paperless. Securely access your account online to view your statements. Ask your BNY Mellon contact how we can help you access your accounts, enter your own transactions or submit an audit confirmation online. Also be sure to ask how Connect(SM), our new web-based, single sign-on platform can help you go paperless.

ADMINISTRATIVE CONTACT: ERIN METENY  
525 WILLIAM PENN PLACE AIM 153-3800-38TH FL  
PITTSBURGH, PA 15259  
412-234-6247  
ERIN.MYERS1@BNYMELLON.COM

Visit us at [www.bnymellon.com](http://www.bnymellon.com)

CLIENT SERVICE MANAGER: SUSAN CALISE  
135 SANTILLI HIGHWAY AIM 026-0018  
EVERETT, MA 02149  
617-382-5217  
SUSAN.CALISE@BNYMELLON.COM

## Account Overview



Percent of all Investments	Asset Classification	Market Value
100%	CASH AND SHORT TERM	1,619,521.92
100%	TOTAL OF ALL INVESTMENTS	1,619,521.92

## Summary of Assets Held

Asset Classification	Market Value	Cost	Accrued Income	Est Annual Income	Market Yield
CASH AND SHORT TERM	1,619,521.92	1,619,521.92	0.00	161.95	0.00%
ACCOUNT TOTALS	1,619,521.92	1,619,521.92	0.00	161.95	0.00%

## Summary of Cash Transactions

Transaction Category	Current Period			Year-to-Date	
	Income	Principal	Realized Gains/Losses	Income	Principal
OPENING BALANCE	0.00	0.00		0.00	0.00
DIVIDENDS	10.34	0.00	0.00	41.63	0.00
SALES AND REDEMPTIONS	0.00	0.00	0.00	0.00	375,750.00
OTHER CASH ADDITIONS	0.00	181,385.34	0.00	0.00	906,916.63
PAYMENTS AND WITHDRAWALS	10.34 -	0.00	0.00	41.63 -	375,750.00 -
PURCHASES	0.00	181,385.34 -	0.00	0.00	906,916.63 -
CLOSING BALANCE	0.00	0.00	0.00	0.00	0.00

The above cash transactions summary is provided for information purposes only and may not reflect actual taxable income or deductible expenses as reportable under the Internal Revenue Code.



**BNY MELLON**

The Bank of New York Mellon Trust Company, N.A.

Statement Period 05/01/2014 Through 05/31/2014

Account 853024

KCWA SER 2012 DEBT SERVICE FD

### Statement of Assets Held

Shares / Par Value	Asset Description	Market Price Average Cost	Market Value Cost	Accrued Income Est Annual Income	Market Yield
<b>CASH AND SHORT TERM</b>					
1,619,521.920	FIDELITY INSTL M MKT GOVT #57 CLASS 1 CUSIP: S99992780	1.00000 1.00000	1,619,521.92 1,619,521.92	0.00 161.95	0.00% 0.00%
<b>Total CASH AND SHORT TERM</b>			<b>1,619,521.92</b>	<b>161.95</b>	<b>0.00%</b>
<b>ACCOUNT TOTALS</b>			<b>1,619,521.92</b>	<b>161.95</b>	<b>0.00%</b>
Total Market Value Plus Total Accrued Income 1,619,521.92					

### Statement of Transactions

Transaction Date	Transaction Description	Income	Principal	Cost	Realized Gains/Losses
05/01/14	OPENING BALANCE	0.00	0.00	1,438,136.58	
05/02/14	Purchase FIDELITY INSTL M MKT GOVT #57 CLASS 1 10.34 SHARES	0.00	10.34 -	10.34	0.00
05/02/14	Dividend FIDELITY INSTL M MKT GOVT #57 CLASS 1 DIVIDEND	10.34	0.00	0.00	0.00
05/02/14	Cash Debit TRANSFERRED TO ACCOUNT 853024 FF	10.34 -	0.00	0.00	0.00
05/02/14	Cash Credit TRANSFERRED FROM ACCOUNT 853024 FF	0.00	10.34	0.00	0.00
05/02/14	DAILY ENDING BALANCE	0.00	0.00	1,438,146.92	0.00
05/30/14	Purchase FIDELITY INSTL M MKT GOVT #57 CLASS 1 181,375.00 SHARES	0.00	181,375.00 -	181,375.00	0.00
05/30/14	Cash Credit MONTHLY DEPOSIT FROM REVENUE A/C 112600 OF FUNDS NECESSARY TO COVER MONTHLY LOAN PAYMENT OBLIGATION ON SERIES 2012 BONDS TRNIIJ1405301833700	0.00	181,375.00	0.00	0.00
05/30/14	DAILY ENDING BALANCE	0.00	0.00	1,619,521.92	0.00
05/31/14	CLOSING BALANCE	0.00	0.00	1,619,521.92	0.00

Cumulative realized capital gain and loss position from 12/31/2013 for securities held in principal of account:

Short Term: 0.00 \* Long Term: 0.00 \*

\* The above gain and loss position does not include transactions where tax cost information is incomplete or unavailable.

Cash and securities set forth on this Account Statement are held by The Bank of New York Mellon, an affiliate of The Bank of New York Mellon Trust Company, N.A. In addition, The Bank of New York Mellon Trust Company, N.A. may utilize subsidiaries and affiliates to provide services and certain products to the Account. Subsidiaries and affiliates may be compensated for their services and products.

The value of securities set forth on this Account Statement are obtained by The Bank of New York Mellon Trust Company, N.A., from its affiliate, The Bank of New York Mellon which determines such values for Corporate Trust on the basis of market prices and information obtained by The Bank of New York Mellon from unaffiliated third parties (including independent pricing vendors) ("third party pricing services"). The Bank of New York Mellon has not verified such market values or information and makes no assurances as to the accuracy or correctness of such market values or information or that the market values set forth on this Account Statement reflect the value of the securities that can be realized upon the sale of such securities. In addition, the market values for the securities set forth in this Account Statement may differ from the market prices and information for the same securities used by other business units of The Bank of New York Mellon Trust Company, N.A., The Bank of New York Mellon or their respective subsidiaries or affiliates based upon market prices and information received from other third party pricing services utilized by such other business units. Corporate Trust does not compare its market values with those used by, or reconcile different market values used by, other business units of The Bank of New York Mellon Trust Company, N.A., The Bank of New York Mellon or their respective subsidiaries or affiliates. Neither The Bank of New York Mellon Trust Company, N.A. nor The Bank of New York Mellon shall be liable for any loss, damage or expense incurred as a result of or arising from or related to the market values or information provided by third party pricing services or the differences in market prices or information provided by other third party pricing services.

07710 BR 1 P08 s 95133



# BNY MELLON

The Bank of New York Mellon Trust Company, N.A.

KENT COUNTY WATER AUTHORITY  
FINANCE DIRECTOR  
1072 MAIN STREET  
WEST WARWICK RI 02893

## Account Statement

Statement Period 05/01/2014 Through 05/31/2014

Account 853025  
KENT COUNTY WATER AUTHORITY  
GENERAL REFUNDING REVENUE BONDS  
2012 SERIES A

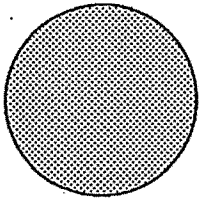
Go Paperless. Securely access your account online to view your statements. Ask your BNY Mellon contact how we can help you access your accounts, enter your own transactions or submit an audit confirmation online. Also be sure to ask how Connect(SM), our new web-based, single sign-on platform can help you go paperless.

Visit us at [www.bnymellon.com](http://www.bnymellon.com)

ADMINISTRATIVE CONTACT: ERIN METENY  
525 WILLIAM PENN PLACE AIM 153-3800-38TH FL  
PITTSBURGH, PA 15259  
412-234-6247  
ERIN.MYERS1@BNYMELLON.COM

CLIENT SERVICE MANAGER: SUSAN CALISE  
135 SANTILLI HIGHWAY AIM 026-0018  
EVERETT, MA 02149  
617-382-5217  
SUSAN.CALISE@BNYMELLON.COM

## Account Overview



Percent of all Investments	Asset Classification	Market Value
100%	CASH AND SHORT TERM	1,739,067.13
100%	TOTAL OF ALL INVESTMENTS	1,739,067.13

## Summary of Assets Held

Asset Classification	Market Value	Cost	Accrued Income	Est Annual Income	Market Yield
CASH AND SHORT TERM	1,739,067.13	1,739,067.13	0.00	173.91	0.01%
ACCOUNT TOTALS	1,739,067.13	1,739,067.13	0.00	173.91	0.01%

## Summary of Cash Transactions

Transaction Category	Current Period			Year-to-Date	
	Income	Principal	Realized Gains/Losses	Income	Principal
OPENING BALANCE	0.00	0.00		0.00	0.00
DIVIDENDS	15.00	0.00	0.00	83.44	0.00
SALES AND REDEMPTIONS	0.00	84,332.46	0.00	0.00	728,953.10
OTHER CASH ADDITIONS	0.00	15.00	0.00	0.00	83.44
PAYMENTS AND WITHDRAWALS	15.00 -	84,332.46 -	0.00	83.44 -	728,953.10 -
PURCHASES	0.00	15.00 -	0.00	0.00	83.44 -
CLOSING BALANCE	0.00	0.00	0.00	0.00	0.00

The above cash transactions summary is provided for information purposes only and may not reflect actual taxable income or deductible expenses as reportable under the Internal Revenue Code.

007012 XBNEF002 022712

0 07710 M 1 P03 s 95.134



**BNY MELLON**

The Bank of New York Mellon Trust Company, N.A.

Statement Period 05/01/2014 Through 05/31/2014

Account 853025

KCWA SER 2012 PJCT FD COI AC

### Statement of Assets Held

Shares / Par Value	Asset Description	Market Price Average Cost	Market Value Cost	Accrued Income Est Annual Income	Market Yield
<b>CASH AND SHORT TERM</b>					
1,739,067.130	FIDELITY INSTL M MKT GOVT #57 CLASS 1	1.00000	1,739,067.13	0.00	0.01%
	CUSIP: S99992780	1.00000	1,739,067.13	173.91	
<b>Total CASH AND SHORT TERM</b>				<b>0.00</b>	<b>0.01%</b>
				173.91	
<b>ACCOUNT TOTALS</b>			<b>1,739,067.13</b>	<b>0.00</b>	<b>0.01%</b>
			1,739,067.13	173.91	

Total Market Value Plus Total Accrued Income 1,739,067.13

### Statement of Transactions

Transaction Date	Transaction Description	Income	Principal	Cost	Realized Gains/Losses
05/01/14	OPENING BALANCE	0.00	0.00	1,823,384.59	
05/02/14	Purchase FIDELITY INSTL M MKT GOVT #57 CLASS 1 15.00 SHARES	0.00	15.00 -	15.00	0.00
05/02/14	Dividend FIDELITY INSTL M MKT GOVT #57 CLASS 1 DIVIDEND	15.00	0.00	0.00	0.00
05/02/14	Cash Debit TRANSFERRED TO ACCOUNT 853025 FF	15.00 -	0.00	0.00	0.00
05/02/14	Cash Credit TRANSFERRED FROM ACCOUNT 853025 FF	0.00	15.00	0.00	0.00
05/02/14	DAILY ENDING BALANCE	0.00	0.00	1,823,399.59	0.00
05/27/14	Sale FIDELITY INSTL M MKT GOVT #57 CLASS 1 84,332.46 SHARES	0.00	84,332.46	84,332.46 -	0.00
05/27/14	Check PARKSIDE UTILITY CONSTRUCTION, LLC APPLICATION NO. 5 MISHNOCK TRANSMISSION MAIN CIP	0.00	84,332.46 -	0.00	0.00
05/27/14	DAILY ENDING BALANCE	0.00	0.00	1,739,067.13	0.00
05/31/14	CLOSING BALANCE	0.00	0.00	1,739,067.13	0.00

Cumulative realized capital gain and loss position from 12/31/2013 for securities held in principal of account:

Short Term: 0.00 \* Long Term: 0.00 \*

\* The above gain and loss position does not include transactions where tax cost information is incomplete or unavailable.

Cash and securities set forth on this Account Statement are held by The Bank of New York Mellon, an affiliate of The Bank of New York Mellon Trust Company, N.A. In addition, The Bank of New York Mellon Trust Company, N.A. may utilize subsidiaries and affiliates to provide services and certain products to the Account. Subsidiaries and affiliates may be compensated for their services and products.

The value of securities set forth on this Account Statement are obtained by The Bank of New York Mellon Trust Company, N.A., from its affiliate, The Bank of New York Mellon which determines such values for Corporate Trust on the basis of market prices and information obtained by The Bank of New York Mellon from unaffiliated third parties (including independent pricing vendors) ("third party pricing services"). The Bank of New York Mellon has not verified such market values or information and makes no assurances as to the accuracy or correctness of such market values or information or that the market values set forth on this Account Statement reflect the value of the securities that can be realized upon the sale of such securities. In addition, the market values for the securities set forth in this Account Statement may differ from the market prices and information for the same securities used by other business units of The Bank of New York Mellon Trust Company, N.A., The Bank of New York Mellon or their respective subsidiaries or affiliates based upon market prices and information received from other third party pricing services utilized by such other business units. Corporate Trust does not compare its market values with those used by, or reconcile different market values used by, other business units of The Bank of New York Mellon Trust Company, N.A., The Bank of New York Mellon or their respective subsidiaries or affiliates. Neither The Bank of New York Mellon Trust Company, N.A. nor The Bank of New York Mellon shall be liable for any loss, damage or expense incurred as a result of or arising from or related to the market values or information provided by third party pricing services or the differences in market prices or information provided by other third party pricing services.

0710 m 1 PDS s 95134





**BNY MELLON**

The Bank of New York Mellon Trust Company, N.A.

KENT COUNTY WATER AUTHORITY  
FINANCE DIRECTOR  
1072 MAIN STREET  
WEST WARWICK RI 02893

### Account Statement

Statement Period 05/01/2014 Through 05/31/2014

Account 853026  
KENT COUNTY WATER AUTHORITY  
GENERAL REFUNDING REVENUE BONDS  
DEBT SERVICE SAVINGS ACCOUNT FOR CIP

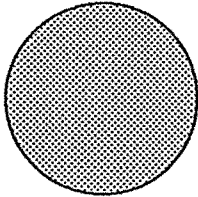
ADMINISTRATIVE CONTACT: ERIN METENY  
525 WILLIAM PENN PLACE AIM 153-3800-38TH FL  
PITTSBURGH, PA 15259  
412-234-6247  
ERIN.MYERS1@BNYMELLON.COM

CLIENT SERVICE MANAGER: SUSAN CALISE  
135 SANTILLI HIGHWAY AIM 026-0018  
EVERETT, MA 02149  
617-382-5217  
SUSAN.CALISE@BNYMELLON.COM

Go Paperless. Securely access your account online to view your statements. Ask your BNY Mellon contact how we can help you access your accounts, enter your own transactions or submit an audit confirmation online. Also be sure to ask how Connect(SM), our new web-based, single sign-on platform can help you go paperless.

Visit us at [www.bnymellon.com](http://www.bnymellon.com)

### Account Overview



Percent of all Investments	Asset Classification	Market Value
100%	CASH AND SHORT TERM	771,193.61
100%	TOTAL OF ALL INVESTMENTS	771,193.61

### Summary of Assets Held

Asset Classification	Market Value	Cost	Accrued Income	Est Annual Income	Market Yield
CASH AND SHORT TERM	771,193.61	771,193.61	0.00	77.12	0.01%
ACCOUNT TOTALS	771,193.61	771,193.61	0.00	77.12	0.01%

### Summary of Cash Transactions

Transaction Category	Current Period			Year-to-Date	
	Income	Principal	Realized Gains/Losses	Income	Principal
OPENING BALANCE	0.00	0.00			
DIVIDENDS	5.68	0.00	0.00	0.00	0.00
OTHER CASH ADDITIONS	0.00	45,367.68	0.00	24.46	0.00
PAYMENTS AND WITHDRAWALS	5.68 -	0.00	0.00	0.00	226,834.46
PURCHASES	0.00	45,367.68 -	0.00	24.46 -	0.00
CLOSING BALANCE	0.00	0.00	0.00	0.00	0.00

The above cash transactions summary is provided for information purposes only and may not reflect actual taxable income or deductible expenses as reportable under the Internal Revenue Code.



BNY MELLON

The Bank of New York Mellon Trust Company, N.A.

Statement Period 05/01/2014 Through 05/31/2014

Account 853026

KCWA DEBT SERVICE SAVINGS CIP

Statement of Assets Held

Table with columns: Shares / Par Value, Asset Description, Market Price Average Cost, Market Value Cost, Accrued Income Est Annual Income, Market Yield. Rows include CASH AND SHORT TERM and ACCOUNT TOTALS.

Statement of Transactions

Table with columns: Transaction Date, Transaction Description, Income, Principal, Cost, Realized Gains/Losses. Rows include OPENING BALANCE, various purchases and dividends, and CLOSING BALANCE.

Cumulative realized capital gain and loss position from 12/31/2013 for securities held in principal of account:

Short Term: 0.00 \* Long Term: 0.00 \*

\* The above gain and loss position does not include transactions where tax cost information is incomplete or unavailable.

Cash and securities set forth on this Account Statement are held by The Bank of New York Mellon, an affiliate of The Bank of New York Mellon Trust Company, N.A. In addition, The Bank of New York Mellon Trust Company, N.A. may utilize subsidiaries and affiliates to provide services and certain products to the Account.

The value of securities set forth on this Account Statement are obtained by The Bank of New York Mellon Trust Company, N.A., from its affiliate, The Bank of New York Mellon which determines such values for Corporate Trust on the basis of market prices and information obtained by The Bank of New York Mellon from unaffiliated third parties (including independent pricing vendors) ("third party pricing services").

9710 m 1P8 s 95135



April 30, 2014

Envelope Contents

Account Information	Number of Pages	Starting Page Number	Account Information	Number of Pages	Starting Page Number
KCWA GENERAL REVENUE ACCOUNT 112600	4	1 of 22	KCWA SER 2004A DEBT SERVICE FD 112612	2	19 of 22
KCWA OPERATING REVENUE ALLOWANCE 112601	2	5 of 22	KCWA SER 2004A DEBT SERV RESRV 112613	2	21 of 22
KCWA GEN OP & MAINT ACCT 112602	2	7 of 22			
KCWA GEN REN & REP RESV ACCT 112603	2	9 of 22			
KCWA GENERAL RENEWAL AND REPLACEMENT AC 112604	2	11 of 22			
KCWA INFRASTRUCTURE ACCT 112605	4	13 of 22			
KCWA OPER & MAIN RESERVE ACCT 112606	2	17 of 22			

00007478 03 AB 1.104 03 TR 00092 XBNEF603 000000  
 KENT COUNTY WATER AUTHORITY  
 FINANCE DIRECTOR  
 1072 MAIN ST  
 WEST WARWICK RI 02893-3724

*This Page Intentionally Blank*



# BNY MELLON

The Bank of New York Mellon Trust Company, N.A.

WENT COUNTY WATER AUTHORITY  
FINANCE DIRECTOR  
1072 MAIN ST  
WEST WARWICK RI 02893-3724

## Account Statement

Statement Period 04/01/2014 Through 04/30/2014

Account 112600  
KCWA GENERAL REVENUE ACCOUNT

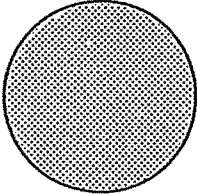
ADMINISTRATIVE CONTACT: ERIN METENY  
525 WILLIAM PENN PLACE AIM 153-3800-38TH FL  
PITTSBURGH, PA 15259  
412-234-6247  
ERIN.MYERS1@BNYMELLON.COM

CLIENT SERVICE MANAGER: SUSAN CALISE  
135 SANTILLI HIGHWAY AIM 026-0018  
EVERETT, MA 02149  
617-382-5217  
SUSAN.CALISE@BNYMELLON.COM

Go Paperless. Securely access your account online to view your statements. Ask your BNY Mellon contact how we can help you access your accounts, enter your own transactions or submit an audit confirmation online. Also be sure to ask how Connect(SM), our new web-based, single sign-on platform can help you go paperless.

Visit us at [www.bnymellon.com](http://www.bnymellon.com)

## Account Overview



Percent of all Investments	Asset Classification	Market Value
100%	CASH AND SHORT TERM	2,004,407.49
100%	TOTAL OF ALL INVESTMENTS	2,004,407.49

## Summary of Assets Held

Asset Classification	Market Value	Cost	Accrued Income	Est Annual Income	Market Yield
CASH AND SHORT TERM	2,004,407.49	2,004,407.49	0.00	200.44	0.00%
ACCOUNT TOTALS	2,004,407.49	2,004,407.49	0.00	200.44	0.00%

## Summary of Cash Transactions

Transaction Category	Current Period			Year-to-Date	
	Income	Principal	Realized Gains/Losses	Income	Principal
OPENING BALANCE	0.00	0.00		0.00	0.00
DIVIDENDS	22.89	0.00	0.00	85.10	0.00
SALES AND REDEMPTIONS	0.00	1,701,551.03	0.00	0.00	6,260,804.58
OTHER CASH ADDITIONS	0.00	1,228,927.12	0.00	0.00	7,009,615.49
PAYMENTS AND WITHDRAWALS	22.89 -	1,701,551.03 -	0.00	85.10 -	7,003,989.63 -
PURCHASES	0.00	1,228,927.12 -	0.00	0.00	6,266,430.44 -
CLOSING BALANCE	0.00	0.00	0.00	0.00	0.00

The above cash transactions summary is provided for information purposes only and may not reflect actual taxable income or deductible expenses as reportable under the Internal Revenue Code.

00/4/18 XBNYF-803 000589

0 0710 m i PD3 s 96251



BNY MELLON

The Bank of New York Mellon Trust Company, N.A.

Statement Period 04/01/2014 Through 04/30/2014

Account 112600

KCWA GENERAL REVENUE ACCOUNT

### Statement of Assets Held

Shares / Par Value	Asset Description	Market Price Average Cost	Market Value Cost	Accrued Income Est Annual Income	Market Yield
<b>CASH AND SHORT TERM</b>					
2,004,407.490	FIDELITY INSTL M MKT GOVT #57 CLASS 1 CUSIP: S99992780	1.00000	2,004,407.49	0.00	0.00%
		1.00000	2,004,407.49	200.44	
<b>Total CASH AND SHORT TERM</b>			<b>2,004,407.49</b>	<b>0.00</b>	<b>0.00%</b>
			2,004,407.49	200.44	
<b>ACCOUNT TOTALS</b>			<b>2,004,407.49</b>	<b>0.00</b>	<b>0.00%</b>
			2,004,407.49	200.44	

Total Market Value Plus Total Accrued Income 2,004,407.49

### Statement of Transactions

Transaction Date	Transaction Description	Income	Principal	Cost	Realized Gains/Losses
04/01/14	OPENING BALANCE	0.00	0.00	2,477,031.40	
04/01/14	Sale FIDELITY INSTL M MKT GOVT #57 CLASS 1 900,000.00 SHARES	0.00	900,000.00	900,000.00 -	0.00
04/01/14	Cash Debit TRANSFER TO 112602 OP + MAINT ACCT. PAYMENT OF OP + MAINT REQ DATED 04/01/14 KCWA GENERAL FUND. TRNIIJ1404011444600	0.00	900,000.00 -	0.00	0.00
04/01/14	DAILY ENDING BALANCE	0.00	0.00	1,577,031.40	0.00
04/02/14	Purchase FIDELITY INSTL M MKT GOVT #57 CLASS 1 22.89 SHARES	0.00	22.89 -	22.89	0.00
04/02/14	Dividend FIDELITY INSTL M MKT GOVT #57 CLASS 1 DIVIDEND	22.89	0.00	0.00	0.00
04/02/14	Cash Debit TRANSFERRED TO ACCOUNT 112600 FF	22.89 -	0.00	0.00	0.00
04/02/14	Cash Credit TRANSFERRED FROM ACCOUNT 112600 FF	0.00	22.89	0.00	0.00
04/02/14	DAILY ENDING BALANCE	0.00	0.00	1,577,054.29	0.00
04/11/14	Purchase FIDELITY INSTL M MKT GOVT #57 CLASS 1 569,019.09 SHARES	0.00	569,019.09 -	569,019.09	0.00
04/11/14	Cash Credit WIRE RECEIVED FROM /009364950577 KENT COUNTY WATER AUTHORITY PO BOX 192 WEST WARWICK, RI 02893-0192 FFCT:TRUST ACCT #112600,KENT COUNTYWATER AUTHORITY /BNF/DGLA111565 THE BANK OF NEW YOR //K MELLON TRNFDF1404110746900 CRNO/B BK AMER NYC IMAD: 20140411B6B7HU1R004641	0.00	569,019.09	0.00	0.00
04/11/14	DAILY ENDING BALANCE	0.00	0.00	2,146,073.38	0.00
04/17/14	Purchase FIDELITY INSTL M MKT GOVT #57 CLASS 1 382,418.20 SHARES	0.00	382,418.20 -	382,418.20	0.00
04/17/14	Cash Credit WIRE RECEIVED FROM /009364950577 KENT COUNTY WATER AUTHORITY PO BOX 192 WEST WARWICK, RI 02893-0192 FFCT TRUST ACCT#112600 /BNF/DGLA111565 KENT COUNTY WATER // AUTHORITY	0.00	382,418.20	0.00	0.00



BNY MELLON

The Bank of New York Mellon Trust Company, N.A.

Statement Period 04/01/2014 Through 04/30/2014

Account 112600

KCWA GENERAL REVENUE ACCOUNT

Statement of Transactions - Continued

001/4/10 ADVISER03 J00300

Transaction Date	Transaction Description	Income	Principal	Cost	Realized Gains/Losses
04/17/14	TRNFDF1404171630100 CRNO/B BK AMER NYC IMAD: 20140417B6B7HU1R009132 DAILY ENDING BALANCE	0.00	0.00	2,528,491.58	0.00
04/23/14	Purchase FIDELITY INSTL M MKT GOVT #57 CLASS 1 277,466.94 SHARES	0.00	277,466.94 -	277,466.94	0.00
04/23/14	Cash Credit WIRE RECEIVED FROM /009364950577 KENT COUNTY WATER AUTHORITY PO BOX 192 WEST WARWICK, RI 02893-0192 FFC TO TRUST ACCOUNT 112600 KENT COUNTY WATER AUTHORITY /BNF/DGLA 111565 BANK OF NEW YORK M //ELLON TRNFDF1404230707400 CRNO/B BK AMER NYC IMAD: 20140423B6B7HU2R004212	0.00	277,466.94	0.00	0.00
04/23/14	DAILY ENDING BALANCE	0.00	0.00	2,805,958.52	0.00
04/29/14	Sale FIDELITY INSTL M MKT GOVT #57 CLASS 1 801,551.03 SHARES	0.00	801,551.03	801,551.03 -	0.00
04/29/14	Cash Debit MONTHLY TRF FROM REV A/C 112600 TO KCWA R&R ACCT 112604 OF FDS REQ. TO COVER APPROVED BUDGET EXP WITH RESPECT TO R&R TRNIIJ1404290828700	0.00	8,333.33 -	0.00	0.00
04/29/14	Cash Debit MONTHLY TRF FROM REV A/C 112600 TO KCWA INFRASTRUCTURE ACCT 112605 OF FDS FOR APPROVED BUDGET EXP RE. INFRASTRUCTURE TRNIIJ1404290828900	0.00	450,000.00 -	0.00	0.00
04/29/14	Cash Debit MONTHLY TRF FROM REV A/C 112600 TO KCWA 2004 DS FUND OF FUNDS REQ FOR MONTHLY PMT ON SERIES 2004 BONDS TRNIIJ1404290829100	0.00	92,176.04 -	0.00	0.00
04/29/14	Cash Debit MONTHLY TRF FROM REV A/C 112600 TO KCWA 2012 DS FUND OF FUNDS REQ FOR MONTHLY PMT ON SERIES 2012 BONDS TRNIIJ1404290829300	0.00	181,375.00 -	0.00	0.00
04/29/14	Cash Debit MONTHLY TRF FROM REV A/C 112600 TO KCWA 2012 DS SAVE OF FUNDS REQ FOR MONTHLY PMT ON SERIES 2012 BONDS TRNIIJ1404290829500	0.00	45,362.00 -	0.00	0.00
04/29/14	Cash Debit MONTHLY TRF FROM REV A/C 112600 TO KCWA GENERAL FUND OF FUNDS REQ FOR OPERATING REVENUE ALLOWANCE RESTRICTED TRNIIJ1404290829700	0.00	24,304.66 -	0.00	0.00
04/29/14	DAILY ENDING BALANCE	0.00	0.00	2,004,407.49	0.00
04/30/14	CLOSING BALANCE	0.00	0.00	2,004,407.49	0.00

Cumulative realized capital gain and loss position from 12/31/2013 for securities held in principal of account:

Short Term: 0.00 \* Long Term: 0.00 \*

above gain and loss position does not include transactions where tax cost information is incomplete or unavailable.

92710  
m  
FD3 s 96752



**BNY MELLON**

The Bank of New York Mellon Trust Company, N.A.

Statement Period 04/01/2014 Through 04/30/2014

Account 112600

KCWA GENERAL REVENUE ACCOUNT

Cash and securities set forth on this Account Statement are held by The Bank of New York Mellon, an affiliate of The Bank of New York Mellon Trust Company, N.A. In addition, The Bank of New York Mellon Trust Company, N.A. may utilize subsidiaries and affiliates to provide services and certain products to the Account. Subsidiaries and affiliates may be compensated for their services and products.

The value of securities set forth on this Account Statement are obtained by The Bank of New York Mellon Trust Company, N.A., from its affiliate, The Bank of New York Mellon which determines such values for Corporate Trust on the basis of market prices and information obtained by The Bank of New York Mellon from unaffiliated third parties (including independent pricing vendors) ("third party pricing services"). The Bank of New York Mellon has not verified such market values or information and makes no assurances as to the accuracy or correctness of such market values or information or that the market values set forth on this Account Statement reflect the value of the securities that can be realized upon the sale of such securities. In addition, the market values for the securities set forth in this Account Statement may differ from the market prices and information for the same securities used by other business units of The Bank of New York Mellon Trust Company, N.A., The Bank of New York Mellon or their respective subsidiaries or affiliates based upon market prices and information received from other third party pricing services utilized by such other business units. Corporate Trust does not compare its market values with those used by, or reconcile different market values used by, other business units of The Bank of New York Mellon Trust Company, N.A., The Bank of New York Mellon or their respective subsidiaries or affiliates. Neither The Bank of New York Mellon Trust Company, N.A. nor The Bank of New York Mellon shall be liable for any loss, damage or expense incurred as a result of or arising from or related to the market values or information provided by third party pricing services or the differences in market prices or information provided by other third party pricing services.





# BNY MELLON

The Bank of New York Mellon Trust Company, N.A.

NT COUNTY WATER AUTHORITY  
FINANCE DIRECTOR  
1072 MAIN ST  
WEST WARWICK RI 02893-3724

## Account Statement

Statement Period 04/01/2014 Through 04/30/2014

Account 112601  
KCWA OPERATING REVENUE ALLOWANCE

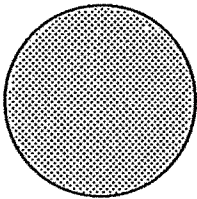
ADMINISTRATIVE CONTACT: ERIN METENY  
525 WILLIAM PENN PLACE AIM 153-3800-38TH FL  
PITTSBURGH, PA 15259  
412-234-6247  
ERIN.MYERS1@BNYMELLON.COM

CLIENT SERVICE MANAGER: SUSAN CALISE  
135 SANTILLI HIGHWAY AIM 026-0018  
EVERETT, MA 02149  
617-382-5217  
SUSAN.CALISE@BNYMELLON.COM

Go Paperless. Securely access your account online to view your statements. Ask your BNY Mellon contact how we can help you access your accounts, enter your own transactions or submit an audit confirmation online. Also be sure to ask how Connect(SM), our new web-based, single sign-on platform can help you go paperless.

Visit us at [www.bnymellon.com](http://www.bnymellon.com)

## Account Overview



Percent of all Investments	Asset Classification	Market Value
100%	CASH AND SHORT TERM	1,166,847.96
100%	TOTAL OF ALL INVESTMENTS	1,166,847.96

## Summary of Assets Held

Asset Classification	Market Value	Cost	Accrued Income	Est Annual Income	Market Yield
CASH AND SHORT TERM	1,166,847.96	1,166,847.96	0.00	116.68	0.00%
ACCOUNT TOTALS	1,166,847.96	1,166,847.96	0.00	116.68	0.00%

## Summary of Cash Transactions

Transaction Category	Current Period			Year-to-Date	
	Income	Principal	Realized Gains/Losses	Income	Principal
OPENING BALANCE	0.00	0.00		0.00	0.00
DIVIDENDS	9.56	0.00	0.00	35.94	0.00
OTHER CASH ADDITIONS	0.00	24,314.22	0.00	0.00	97,254.58
PAYMENTS AND WITHDRAWALS	9.56 -	0.00	0.00	35.94 -	0.00
PURCHASES	0.00	24,314.22 -	0.00	0.00	97,254.58 -
CLOSING BALANCE	0.00	0.00	0.00	0.00	0.00

The above cash transactions summary is provided for information purposes only and may not reflect actual taxable income or deductible expenses as reportable under the Internal Revenue Code.

00/4/14 XBNM+603 000591

c 97710 m 1 PD3 s 96753



BNY MELLON

The Bank of New York Mellon Trust Company, N.A.

Statement Period 04/01/2014 Through 04/30/2014

Account 112601

KCWA OPERATING REVENUE ALLOWANCE

### Statement of Assets Held

Shares / Par Value	Asset Description	Market Price Average Cost	Market Value Cost	Accrued Income Est Annual Income	Market Yield
<b>CASH AND SHORT TERM</b>					
1,166,847.960	FIDELITY INSTL M MKT GOVT #57 CLASS 1 CUSIP: S99992780	1.00000 1.00000	1,166,847.96 1,166,847.96	0.00 116.68	0.00% 0.00%
<b>Total CASH AND SHORT TERM</b>			<b>1,166,847.96</b>	<b>116.68</b>	<b>0.00%</b>
<b>ACCOUNT TOTALS</b>			<b>1,166,847.96</b>	<b>116.68</b>	<b>0.00%</b>
Total Market Value Plus Total Accrued Income 1,166,847.96					

### Statement of Transactions

Transaction Date	Transaction Description	Income	Principal	Cost	Realized Gains/Losses
04/01/14	OPENING BALANCE	0.00	0.00	1,142,533.74	
04/02/14	Purchase FIDELITY INSTL M MKT GOVT #57 CLASS 1 9.56 SHARES	0.00	9.56 -	9.56	0.00
04/02/14	Dividend FIDELITY INSTL M MKT GOVT #57 CLASS 1 DIVIDEND	9.56	0.00	0.00	0.00
04/02/14	Cash Debit TRANSFERRED TO ACCOUNT 112601 FF	9.56 -	0.00	0.00	0.00
04/02/14	Cash Credit TRANSFERRED FROM ACCOUNT 112601 FF	0.00	9.56	0.00	0.00
04/02/14	DAILY ENDING BALANCE	0.00	0.00	1,142,543.30	0.00
04/29/14	Purchase FIDELITY INSTL M MKT GOVT #57 CLASS 1 24,304.66 SHARES	0.00	24,304.66 -	24,304.66	
04/29/14	Cash Credit MONTHLY DEPOSIT FROM REVENUE A/C 112600 OF FUNDS NECESSARY FOR OPERATING REVENUE ALLOWANCE RESTRICTED TRNIIJ1404290029800	0.00	24,304.66	0.00	0.00
04/29/14	DAILY ENDING BALANCE	0.00	0.00	1,166,847.96	0.00
04/30/14	CLOSING BALANCE	0.00	0.00	1,166,847.96	0.00

Cumulative realized capital gain and loss position from 12/31/2013 for securities held in principal of account:

Short-Term: 0.00 \* Long-Term: 0.00 \*

\* The above gain and loss position does not include transactions where tax cost information is incomplete or unavailable.

Cash and securities set forth on this Account Statement are held by The Bank of New York Mellon, an affiliate of The Bank of New York Mellon Trust Company, N.A. In addition, The Bank of New York Mellon Trust Company, N.A. may utilize subsidiaries and affiliates to provide services and certain products to the Account. Subsidiaries and affiliates may be compensated for their services and products.

The value of securities set forth on this Account Statement are obtained by The Bank of New York Mellon Trust Company, N.A., from its affiliate, The Bank of New York Mellon which determines such values for Corporate Trust on the basis of market prices and information obtained by The Bank of New York Mellon from unaffiliated third parties (including independent pricing vendors) ("third party pricing services"). The Bank of New York Mellon has not verified such market values or information and makes no assurances as to the accuracy or correctness of such market values or information or that the market values set forth on this Account Statement reflect the value of the securities that can be realized upon the sale of such securities. In addition, the market values for the securities set forth in this Account Statement may differ from the market prices and information for the same securities used by other business units of The Bank of New York Mellon Trust Company, N.A., The Bank of New York Mellon or their respective subsidiaries or affiliates based upon market prices and information received from other third party pricing services utilized by such other business units. Corporate Trust does not compare its market values with those used by, or reconcile different market values used by, other business units of The Bank of New York Mellon Trust Company, N.A., The Bank of New York Mellon or their respective subsidiaries or affiliates. Neither The Bank of New York Mellon Trust Company, N.A. nor The Bank of New York Mellon shall be liable for any loss, damage or expense incurred as a result of or arising from or related to the market values or information provided by third party pricing services or the differences in market prices or information provided by other third party pricing services.





BNY MELLON

The Bank of New York Mellon Trust Company, N.A.

Statement Period 04/01/2014 Through 04/30/2014

Account 112602

KCWA GEN OP & MAINT ACCT

Statement of Assets Held

Table with columns: Shares / Par Value, Asset Description, Market Price Average Cost, Market Value Cost, Accrued Income Est Annual Income, Market Yield. Rows include CASH AND SHORT TERM and ACCOUNT TOTALS.

Statement of Transactions

Table with columns: Transaction Date, Transaction Description, Income, Principal, Cost, Realized Gains/Losses. Rows include OPENING BALANCE, Cash Debit, Cash Credit, and DAILY ENDING BALANCE for various dates in 2014.

Summary table for 04/30/14 CLOSING BALANCE showing Income: 0.00, Principal: 0.00, Cost: 0.30, Realized Gains/Losses: 0.00.

\* The above gain and loss position does not include transactions where tax cost information is incomplete or unavailable.

Cash and securities set forth on this Account Statement are held by The Bank of New York Mellon, an affiliate of The Bank of New York Mellon Trust Company, N.A. In addition, The Bank of New York Mellon Trust Company, N.A. may utilize subsidiaries and affiliates to provide services and certain products to the Account.

The value of securities set forth on this Account Statement are obtained by The Bank of New York Mellon Trust Company, N.A., from its affiliate, The Bank of New York Mellon which determines such values for Corporate Trust on the basis of market prices and information obtained by The Bank of New York Mellon from unaffiliated third parties (including independent pricing vendors) ("third party pricing services").



# BNY MELLON

The Bank of New York Mellon Trust Company, N.A.

PROVIDENT COUNTY WATER AUTHORITY  
FINANCE DIRECTOR  
1072 MAIN ST  
WEST WARWICK RI 02893-3724

## Account Statement

Statement Period 04/01/2014 Through 04/30/2014

Account 112603  
KCWA GEN REN & REP RESV ACCT

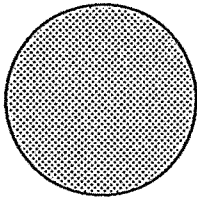
ADMINISTRATIVE CONTACT: ERIN METENY  
525 WILLIAM PENN PLACE AIM 153-3800-38TH FL  
PITTSBURGH, PA 15259  
412-234-6247  
ERIN.MYERS1@BNYMELLON.COM

CLIENT SERVICE MANAGER: SUSAN CALISE  
135 SANTILLI HIGHWAY AIM 026-0018  
EVERETT, MA 02149  
617-382-5217  
SUSAN.CALISE@BNYMELLON.COM

Go Paperless. Securely access your account online to view your statements. Ask your BNY Mellon contact how we can help you access your accounts, enter your own transactions or submit an audit confirmation online. Also be sure to ask how Connect(SM), our new web-based, single sign-on platform can help you go paperless.

Visit us at [www.bnymellon.com](http://www.bnymellon.com)

## Account Overview



Percent of all Investments	Asset Classification	Market Value
100%	CASH AND SHORT TERM	1,272,804.72
100%	TOTAL OF ALL INVESTMENTS	1,272,804.72

## Summary of Assets Held

Asset Classification	Market Value	Cost	Accrued Income	Est Annual Income	Market Yield
CASH AND SHORT TERM	1,272,804.72	1,272,804.72	0.00	127.28	0.00%
ACCOUNT TOTALS	1,272,804.72	1,272,804.72	0.00	127.28	0.00%

## Summary of Cash Transactions

Transaction Category	Current Period			Year-to-Date	
	Income	Principal	Realized Gains/Losses	Income	Principal
OPENING BALANCE	0.00	0.00		0.00	0.00
DIVIDENDS	10.85	0.00	0.00	42.33	0.00
OTHER CASH ADDITIONS	0.00	10.85	0.00	0.00	42.33
PAYMENTS AND WITHDRAWALS	10.85 -	0.00	0.00	42.33 -	0.00
PURCHASES	0.00	10.85 -	0.00	0.00	42.33 -
CLOSING BALANCE	0.00	0.00	0.00	0.00	0.00

The above cash transactions summary is provided for information purposes only and may not reflect actual taxable income or deductible expenses as reportable under the Internal Revenue Code.



BNY MELLON

The Bank of New York Mellon Trust Company, N.A.

Statement Period 04/01/2014 Through 04/30/2014

Account 112603

KCWA GEN REN & REP RESV ACCT

### Statement of Assets Held

Shares / Par Value	Asset Description	Market Price Average Cost	Market Value Cost	Accrued Income Est Annual Income	Market Yield
<b>CASH AND SHORT TERM</b>					
1,272,804.720	FIDELITY INSTL M MKT GOVT #57 CLASS 1 CUSIP: S99992780	1.00000 1.00000	1,272,804.72 1,272,804.72	0.00 127.28	0.00% 0.00%
<b>Total CASH AND SHORT TERM</b>			<b>1,272,804.72</b>	<b>0.00</b>	<b>0.00%</b>
<b>ACCOUNT TOTALS</b>			<b>1,272,804.72</b>	<b>0.00</b>	<b>0.00%</b>
Total Market Value Plus Total Accrued Income 1,272,804.72					

### Statement of Transactions

Transaction Date	Transaction Description	Income	Principal	Cost	Realized Gains/Losses
04/01/14	OPENING BALANCE	0.00	0.00	1,272,793.87	
04/02/14	Purchase FIDELITY INSTL M MKT GOVT #57 CLASS 1 10.85 SHARES	0.00	10.85 -	10.85	0.00
04/02/14	Dividend FIDELITY INSTL M MKT GOVT #57 CLASS 1 DIVIDEND	10.85	0.00	0.00	0.00
04/02/14	Cash Debit TRANSFERRED TO ACCOUNT 112603 FF	10.85 -	0.00	0.00	0.00
04/02/14	Cash Credit TRANSFERRED FROM ACCOUNT 112603 FF	0.00	10.85	0.00	0.00
04/02/14	DAILY ENDING BALANCE	0.00	0.00	1,272,804.72	0.00
04/30/14	CLOSING BALANCE	0.00	0.00	1,272,804.72	0.00

Cumulative realized capital gain and loss position from 12/31/2013 for securities held in principal of account:

Short Term: 0.00 \* Long Term: 0.00 \*

\* The above gain and loss position does not include transactions where tax cost information is incomplete or unavailable.

Cash and securities set forth on this Account Statement are held by The Bank of New York Mellon, an affiliate of The Bank of New York Mellon Trust Company, N.A. In addition, The Bank of New York Mellon Trust Company, N.A. may utilize subsidiaries and affiliates to provide services and certain products to the Account. Subsidiaries and affiliates may be compensated for their services and products.

The value of securities set forth on this Account Statement are obtained by The Bank of New York Mellon Trust Company, N.A., from its affiliate, The Bank of New York Mellon which determines such values for Corporate Trust on the basis of market prices and information obtained by The Bank of New York Mellon from unaffiliated third parties (including independent pricing vendors) ("third party pricing services"). The Bank of New York Mellon has not verified such market values or information and makes no assurances as to the accuracy or correctness of such market values or information or that the market values set forth on this Account Statement reflect the value of the securities that can be realized upon the sale of such securities. In addition, the market values for the securities set forth in this Account Statement may differ from the market prices and information for the same securities used by other business units of The Bank of New York Mellon Trust Company, N.A., The Bank of New York Mellon or their respective subsidiaries or affiliates based upon market prices and information received from other third party pricing services utilized by such other business units. Corporate Trust does not compare its market values with those used by, or reconcile different market values used by, other business units of The Bank of New York Mellon Trust Company, N.A., The Bank of New York Mellon or their respective subsidiaries or affiliates. Neither The Bank of New York Mellon Trust Company, N.A. nor The Bank of New York Mellon shall be liable for any loss, damage or expense incurred as a result of or arising from or related to the market values or information provided by third party pricing services or the differences in market prices or information provided by other third party pricing services.

0 0710 M 1 P03 S 96735



# BNY MELLON

The Bank of New York Mellon Trust Company, N.A.

TOWN OF WARWICK WATER AUTHORITY  
FINANCE DIRECTOR  
1072 MAIN ST  
WEST WARWICK RI 02893-3724

## Account Statement

Statement Period 04/01/2014 Through 04/30/2014

Account 112604  
KCWA GENERAL RENEWAL AND REPLACEMENT AC


ADMINISTRATIVE CONTACT: ERIN METENY  
525 WILLIAM PENN PLACE AIM 153-3800-38TH FL  
PITTSBURGH, PA 15259  
412-234-6247  
ERIN.MYERS1@BNYMELLON.COM

CLIENT SERVICE MANAGER: SUSAN CALISE  
135 SANTILLI HIGHWAY AIM 026-0018  
EVERETT, MA 02149  
617-382-5217  
SUSAN.CALISE@BNYMELLON.COM

Go Paperless. Securely access your account online to view your statements. Ask your BNY Mellon contact how we can help you access your accounts, enter your own transactions or submit an audit confirmation online. Also be sure to ask how Connect(SM), our new web-based, single sign-on platform can help you go paperless.

Visit us at [www.bnymellon.com](http://www.bnymellon.com)

## Account Overview



Percent of all Investments	Asset Classification	Market Value
100%	CASH AND SHORT TERM	246,265.98
100%	TOTAL OF ALL INVESTMENTS	246,265.98

## Summary of Assets Held

Asset Classification	Market Value	Cost	Accrued Income	Est Annual Income	Market Yield
CASH AND SHORT TERM	246,265.98	246,265.98	0.00	24.63	0.01%
ACCOUNT TOTALS	246,265.98	246,265.98	0.00	24.63	0.01%

## Summary of Cash Transactions

Transaction Category	Current Period			Year-to-Date	
	Income	Principal	Realized Gains/Losses	Income	Principal
OPENING BALANCE	0.00	0.00		0.00	0.00
DIVIDENDS	1.92	0.00	0.00	8.53	0.00
SALES AND REDEMPTIONS	0.00	0.00	0.00	0.00	75,442.67
OTHER CASH ADDITIONS	0.00	8,335.25	0.00	0.00	33,341.85
PAYMENTS AND WITHDRAWALS	1.92 -	0.00	0.00	8.53 -	83,776.00 -
PURCHASES	0.00	8,335.25 -	0.00	0.00	25,008.52 -
CLOSING BALANCE	0.00	0.00	0.00	0.00	0.00

The above cash transactions summary is provided for information purposes only and may not reflect actual taxable income or deductible expenses as reportable under the Internal Revenue Code.



BNY MELLON

The Bank of New York Mellon Trust Company, N.A.

Statement Period 04/01/2014 Through 04/30/2014  
Account 112604  
KCWA GENERAL RENEWAL AND REPLACEMENT AC

### Statement of Assets Held

Shares / Par Value	Asset Description	Market Price Average Cost	Market Value Cost	Accrued Income Est Annual Income	Market Yield
<b>CASH AND SHORT TERM</b>					
246,265.980	FIDELITY INSTL M MKT GOVT #57 CLASS 1 CUSIP: S99992780	1.00000 1.00000	246,265.98 246,265.98	0.00 24.63	0.01% 0.01%
<b>Total CASH AND SHORT TERM</b>			<b>246,265.98</b>	<b>24.63</b>	
<b>ACCOUNT TOTALS</b>			<b>246,265.98</b>	<b>0.00</b>	<b>0.01%</b>
Total Market Value Plus Total Accrued Income 246,265.98			<b>246,265.98</b>	<b>24.63</b>	

### Statement of Transactions

Transaction Date	Transaction Description	Income	Principal	Cost	Realized Gains/Losses
04/01/14	OPENING BALANCE	0.00	0.00	237,930.73	
04/02/14	Purchase FIDELITY INSTL M MKT GOVT #57 CLASS 1 1.92 SHARES	0.00	1.92 -	1.92	0.00
04/02/14	Dividend FIDELITY INSTL M MKT GOVT #57 CLASS 1 DIVIDEND	1.92	0.00	0.00	0.00
04/02/14	Cash Debit TRANSFERRED TO ACCOUNT 112604 FF	1.92 -	0.00	0.00	0.00
04/02/14	Cash Credit TRANSFERRED FROM ACCOUNT 112604 FF	0.00	1.92	0.00	0.00
04/02/14	DAILY ENDING BALANCE	0.00	0.00	237,932.65	0.00
04/29/14	Purchase FIDELITY INSTL M MKT GOVT #57 CLASS 1 8,333.33 SHARES	0.00	8,333.33 -	8,333.33	
04/29/14	Cash Credit MONTHLY DEPOSIT FROM REV A/C 112600 OF FUNDS NECESSARY TO COVER APPROVED BUDGET EXPENSES WITH RESPECT TO R&R TRNIJ1404290828800	0.00	8,333.33	0.00	0.00
04/29/14	DAILY ENDING BALANCE	0.00	0.00	246,265.98	0.00
04/30/14	CLOSING BALANCE	0.00	0.00	246,265.98	0.00

Cumulative realized capital gain and loss position from 12/31/2013 for securities held in principal of account:

Short Term: 0.00 \* Long Term: 0.00 \*

\* The above gain and loss position does not include transactions where tax cost information is incomplete or unavailable.

Cash and securities set forth on this Account Statement are held by The Bank of New York Mellon, an affiliate of The Bank of New York Mellon Trust Company, N.A. In addition, The Bank of New York Mellon Trust Company, N.A. may utilize subsidiaries and affiliates to provide services and certain products to the Account. Subsidiaries and affiliates may be compensated for their services and products.

The value of securities set forth on this Account Statement are obtained by The Bank of New York Mellon Trust Company, N.A., from its affiliate, The Bank of New York Mellon which determines such values for Corporate Trust on the basis of market prices and information obtained by The Bank of New York Mellon from unaffiliated third parties (including independent pricing vendors) ("third party pricing services"). The Bank of New York Mellon has not verified such market values or information and makes no assurances as to the accuracy or correctness of such market values or information or that the market values set forth on this Account Statement reflect the value of the securities that can be realized upon the sale of such securities. In addition, the market values for the securities set forth in this Account Statement may differ from the market prices and information for the securities used by other business units of The Bank of New York Mellon Trust Company, N.A., The Bank of New York Mellon or their respective subsidiaries or affiliates based on market prices and information received from other third party pricing services utilized by such other business units. Corporate Trust does not compare its market values with those used by, or reconcile different market values used by, other business units of The Bank of New York Mellon Trust Company, N.A., The Bank of New York Mellon or their respective subsidiaries or affiliates. Neither The Bank of New York Mellon Trust Company, N.A. nor The Bank of New York Mellon shall be liable for any loss, damage or expense incurred as a result of or arising from or related to the market values or information provided by third party pricing services or the differences in market prices or information provided by other third party pricing services.





**BNY MELLON**

The Bank of New York Mellon Trust Company, N.A.

**WANT COUNTY WATER AUTHORITY**  
**FINANCE DIRECTOR**  
1072 MAIN ST  
WEST WARWICK RI 02893-3724

### Account Statement

Statement Period 04/01/2014 Through 04/30/2014

Account 112605  
KCWA INFRASTRUCTURE ACCT


**ADMINISTRATIVE CONTACT: ERIN METENY**  
525 WILLIAM PENN PLACE AIM 153-3800-38TH FL  
PITTSBURGH, PA 15259  
412-234-6247  
ERIN.MYERS1@BNYMELLON.COM

**CLIENT SERVICE MANAGER: SUSAN CALISE**  
135 SANTILLI HIGHWAY AIM 026-0018  
EVERETT, MA 02149  
617-382-5217  
SUSAN.CALISE@BNYMELLON.COM

Go Paperless. Securely access your account online to view your statements. Ask your BNY Mellon contact how we can help you access your accounts, enter your own transactions or submit an audit confirmation online. Also be sure to ask how Connect(SM), our new web-based, single sign-on platform can help you go paperless.

Visit us at [www.bnymellon.com](http://www.bnymellon.com)

### Account Overview



Percent of all Investments	Asset Classification	Market Value
100%	CASH AND SHORT TERM	5,280,622.05
100%	TOTAL OF ALL INVESTMENTS	5,280,622.05

### Summary of Assets Held

Asset Classification	Market Value	Cost	Accrued Income	Est Annual Income	Market Yield
CASH AND SHORT TERM	5,280,622.05	5,280,622.05	0.00	528.06	0.00%
ACCOUNT TOTALS	5,280,622.05	5,280,622.05	0.00	528.06	0.00%

### Summary of Cash Transactions

Transaction Category	Current Period			Year-to-Date	
	Income	Principal	Realized Gains/Losses	Income	Principal
OPENING BALANCE	0.00	0.00		0.00	0.00
DIVIDENDS	49.15	0.00	0.00	186.15	0.00
SALES AND REDEMPTIONS	0.00	1,392,535.00	0.00	0.00	2,611,731.46
OTHER CASH ADDITIONS	0.00	450,049.15	0.00	0.00	1,800,186.15
PAYMENTS AND WITHDRAWALS	49.15 -	1,392,535.00 -	0.00	186.15 -	2,611,731.46 -
PURCHASES	0.00	450,049.15 -	0.00	0.00	1,800,186.15 -
CLOSING BALANCE	0.00	0.00	0.00	0.00	0.00

The above cash transactions summary is provided for information purposes only and may not reflect actual taxable income or deductible expenses as reportable under the Internal Revenue Code.



BNY MELLON

The Bank of New York Mellon Trust Company, N.A.

Statement Period 04/01/2014 Through 04/30/2014

Account 112605

KCWA INFRASTRUCTURE ACCT

Statement of Assets Held

Shares / Par Value	Asset Description	Market Price Average Cost	Market Value Cost	Accrued Income Est Annual Income	Market Yield
<b>CASH AND SHORT TERM</b>					
5,280,622.050	FIDELITY INSTL M MKT GOVT #57 CLASS 1 CUSIP: S99992780	1.00000 1.00000	5,280,622.05 5,280,622.05	0.00 528.06	0.00% 0.00%
<b>Total CASH AND SHORT TERM</b>			<b>5,280,622.05</b>	<b>528.06</b>	<b>0.00%</b>
<b>ACCOUNT TOTALS</b>			<b>5,280,622.05</b>	<b>528.06</b>	<b>0.00%</b>
Total Market Value Plus Total Accrued Income 5,280,622.05					

Statement of Transactions

Transaction Date	Transaction Description	Income	Principal	Cost	Realized Gains/Losses
04/01/14	OPENING BALANCE	0.00	0.00	6,223,107.90	
04/02/14	Purchase FIDELITY INSTL M MKT GOVT #57 CLASS 1 49.15 SHARES	0.00	49.15 -	49.15	0.00
04/02/14	Dividend FIDELITY INSTL M MKT GOVT #57 CLASS 1 DIVIDEND	49.15	0.00	0.00	0.00
04/02/14	Cash Debit TRANSFERRED TO ACCOUNT 112605 FF	49.15 -	0.00	0.00	0.00
04/02/14	Cash Credit TRANSFERRED FROM ACCOUNT 112605 FF	0.00	49.15	0.00	0.00
04/02/14	DAILY ENDING BALANCE	0.00	0.00	6,223,157.05	0.00
04/29/14	Purchase FIDELITY INSTL M MKT GOVT #57 CLASS 1 450,000.00 SHARES	0.00	450,000.00 -	450,000.00	
04/29/14	Cash Credit MONTHLY DEPOSIT FROM REVENUE A/C 112600 FUNDS NECESSARY TO COVER APPROVED BUDGET EXPENSES WITH RESPECT TO INFRAS TRNIIJ1404290829000	0.00	450,000.00	0.00	0.00
04/29/14	DAILY ENDING BALANCE	0.00	0.00	6,673,157.05	0.00
04/30/14	Sale FIDELITY INSTL M MKT GOVT #57 CLASS 1 1,392,535.00 SHARES	0.00	1,392,535.00	1,392,535.00 -	0.00
04/30/14	Check STATE OF RHODE ISLAND/GENERAL TREASURER PAYMENT ON BEHALF OF KENT COUNTY WATER AUTHORITY REQUISITION DATED 4/29/14 APPONAUG CIRCULATOR 107-289B	0.00	1,392,535.00 -	0.00	0.00
04/30/14	DAILY ENDING BALANCE	0.00	0.00	5,280,622.05	0.00
04/30/14	CLOSING BALANCE	0.00	0.00	5,280,622.05	0.00

Cumulative realized capital gain and loss position from 12/31/2013 for securities held in principal of account:

Short Term: 0.00 \* Long Term: 0.00 \*

\* The above gain and loss position does not include transactions where tax cost information is incomplete or unavailable.

01/17/14 10:11 AM



**BNY MELLON**

The Bank of New York Mellon Trust Company, N.A.

Statement Period 04/01/2014 Through 04/30/2014

Account 112605

KCWA INFRASTRUCTURE ACCT

00011710 0000 00000000

Cash and securities set forth on this Account Statement are held by The Bank of New York Mellon, an affiliate of The Bank of New York Mellon Trust Company, N.A. In addition, The Bank of New York Mellon Trust Company, N.A. may utilize subsidiaries and affiliates to provide services and certain products to the Account. Subsidiaries and affiliates may be compensated for their services and products.

The value of securities set forth on this Account Statement are obtained by The Bank of New York Mellon Trust Company, N.A., from its affiliate, The Bank of New York Mellon which determines such values for Corporate Trust on the basis of market prices and information obtained by The Bank of New York Mellon from unaffiliated third parties (including independent pricing vendors) ("third party pricing services"). The Bank of New York Mellon has not verified such market values or information and makes no assurances as to the accuracy or correctness of such market values or information or that the market values set forth on this Account Statement reflect the value of the securities that can be realized the sale of such securities. In addition, the market values for the securities set forth in this Account Statement may differ from the market prices and information for the same securities used by other business units of The Bank of New York Mellon Trust Company, N.A., The Bank of New York Mellon or their respective subsidiaries or affiliates based upon market prices and information received from other third party pricing services utilized by such other business units. Corporate Trust does not compare its market values with those used by, or reconcile different market values used by, other business units of The Bank of New York Mellon Trust Company, N.A., The Bank of New York Mellon or their respective subsidiaries or affiliates. Neither The Bank of New York Mellon Trust Company, N.A. nor The Bank of New York Mellon shall be liable for any loss, damage or expense incurred as a result of or arising from or related to the market values or information provided by third party pricing services or the differences in market prices or information provided by other third party pricing services.

97710 m 1 PD3 s 96758

*This Page Intentionally Blank*



Vertical text or markings along the right edge of the page, possibly a page number or identifier.



# BNY MELLON

The Bank of New York Mellon Trust Company, N.A.

WINDY HILL COUNTY WATER AUTHORITY  
FINANCE DIRECTOR  
1072 MAIN ST  
WEST WARWICK RI 02893-3724

## Account Statement

Statement Period 04/01/2014 Through 04/30/2014

Account 112606  
KOWA OPER & MAIN RESERVE ACCT

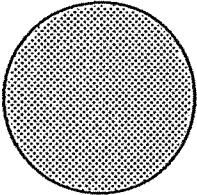
ADMINISTRATIVE CONTACT: ERIN METENY  
525 WILLIAM PENN PLACE AIM 153-3800-38TH FL  
PITTSBURGH, PA 15259  
412-234-6247  
ERIN.MYERS1@BNYMELLON.COM

CLIENT SERVICE MANAGER: SUSAN CALISE  
135 SANTILLI HIGHWAY AIM 026-0018  
EVERETT, MA 02149  
617-382-5217  
SUSAN.CALISE@BNYMELLON.COM

Go Paperless. Securely access your account online to view your statements. Ask your BNY Mellon contact how we can help you access your accounts, enter your own transactions or submit an audit confirmation online. Also be sure to ask how Connect(SM), our new web-based, single sign-on platform can help you go paperless.

Visit us at [www.bnymellon.com](http://www.bnymellon.com)

## Account Overview



Percent of all Investments	Asset Classification	Market Value
100%	CASH AND SHORT TERM	2,493,242.89
100%	TOTAL OF ALL INVESTMENTS	2,493,242.89

## Summary of Assets Held

Asset Classification	Market Value	Cost	Accrued Income	Est Annual Income	Market Yield
CASH AND SHORT TERM	2,493,242.89	2,493,242.89	0.00	249.32	0.00%
ACCOUNT TOTALS	2,493,242.89	2,493,242.89	0.00	249.32	0.00%

## Summary of Cash Transactions

Transaction Category	Current Period			Year-to-Date	
	Income	Principal	Realized Gains/Losses	Income	Principal
OPENING BALANCE	0.00	0.00		0.00	0.00
DIVIDENDS	21.13	0.00	0.00	82.46	0.00
OTHER CASH ADDITIONS	0.00	21.13	0.00	0.00	82.46
PAYMENTS AND WITHDRAWALS	21.13 -	0.00	0.00	82.46 -	0.00
PURCHASES	0.00	21.13 -	0.00	0.00	82.46 -
CLOSING BALANCE	0.00	0.00	0.00	0.00	0.00

The above cash transactions summary is provided for information purposes only and may not reflect actual taxable income or deductible expenses as reportable under the Internal Revenue Code.



BNY MELLON

The Bank of New York Mellon Trust Company, N.A.

Statement Period 04/01/2014 Through 04/30/2014

Account 112606

KCWA OPER & MAIN RESERVE ACCT

Statement of Assets Held

Table with columns: Shares / Par Value, Asset Description, Market Price Average Cost, Market Value Cost, Accrued Income Est Annual Income, Market Yield. Rows include CASH AND SHORT TERM and ACCOUNT TOTALS.

Statement of Transactions

Table with columns: Transaction Date, Transaction Description, Income, Principal, Cost, Realized Gains/Losses. Rows include OPENING BALANCE, various transactions in 04/02/14, and CLOSING BALANCE.

Cumulative realized capital gain and loss position from 12/31/2013 for securities held in principal of account:

Short Term: 0.00 \* Long Term: 0.00 \*

\* The above gain and loss position does not include transactions where tax cost information is incomplete or unavailable.

Cash and securities set forth on this Account Statement are held by The Bank of New York Mellon, an affiliate of The Bank of New York Mellon Trust Company, N.A. In addition, The Bank of New York Mellon Trust Company, N.A. may utilize subsidiaries and affiliates to provide services and certain products to the Account.

The value of securities set forth on this Account Statement are obtained by The Bank of New York Mellon Trust Company, N.A., from its affiliate, The Bank of New York Mellon which determines such values for Corporate Trust on the basis of market prices and information obtained by The Bank of New York Mellon from unaffiliated third parties (including independent pricing vendors) ("third party pricing services").



# BNY MELLON

The Bank of New York Mellon Trust Company, N.A.

NT COUNTY WATER AUTHORITY  
FINANCE DIRECTOR  
1072 MAIN ST  
WEST WARWICK RI 02893-3724

## Account Statement

Statement Period 04/01/2014 Through 04/30/2014

Account 112612  
KCWA SER 2004A DEBT SERVICE FD


ADMINISTRATIVE CONTACT: ERIN METENY  
525 WILLIAM PENN PLACE AIM 153-3800-38TH FL  
PITTSBURGH, PA 15259  
412-234-6247  
ERIN.MYERS1@BNYMELLON.COM

CLIENT SERVICE MANAGER: SUSAN CALISE  
135 SANTILLI HIGHWAY AIM 026-0018  
EVERETT, MA 02149  
617-382-5217  
SUSAN.CALISE@BNYMELLON.COM

Go Paperless. Securely access your account online to view your statements. Ask your BNY Mellon contact how we can help you access your accounts, enter your own transactions or submit an audit confirmation online. Also be sure to ask how Connect(SM), our new web-based, single sign-on platform can help you go paperless.

Visit us at [www.bnymellon.com](http://www.bnymellon.com)

## Account Overview



Percent of all Investments	Asset Classification	Market Value
100%	CASH AND SHORT TERM	903,807.52
100%	TOTAL OF ALL INVESTMENTS	903,807.52

## Summary of Assets Held

Asset Classification	Market Value	Cost	Accrued Income	Est Annual Income	Market Yield
CASH AND SHORT TERM	903,807.52	903,807.52	0.00	90.38	0.00%
ACCOUNT TOTALS	903,807.52	903,807.52	0.00	90.38	0.00%

## Summary of Cash Transactions

Transaction Category	Current Period			Year-to-Date	
	Income	Principal	Realized Gains/Losses	Income	Principal
OPENING BALANCE	0.00	0.00		0.00	0.00
DIVIDENDS	6.17	0.00	0.00	19.62	0.00
SALES AND REDEMPTIONS	0.00	0.00	0.00	0.00	18,056.25
OTHER CASH ADDITIONS	0.00	92,182.21	0.00	0.00	368,723.78
PAYMENTS AND WITHDRAWALS	6.17 -	0.00	0.00	19.62 -	18,056.25 -
PURCHASES	0.00	92,182.21 -	0.00	0.00	368,723.78 -
CLOSING BALANCE	0.00	0.00	0.00	0.00	0.00

The above cash transactions summary is provided for information purposes only and may not reflect actual taxable income or deductible expenses as reportable under the Internal Revenue Code.



BNY MELLON

The Bank of New York Mellon Trust Company, N.A.

Statement Period 04/01/2014 Through 04/30/2014

Account 112612

KCWA SER 2004A DEBT SERVICE FD

### Statement of Assets Held

Shares / Par Value	Asset Description	Market Price Average Cost	Market Value Cost	Accrued Income Est Annual Income	Market Yield
<b>CASH AND SHORT TERM</b>					
903,807.520	FIDELITY INSTL M MKT GOVT #57 CLASS 1 CUSIP: S99992780	1.00000 1.00000	903,807.52 903,807.52 903,807.52 903,807.52	0.00 90.38 0.00 90.38	0.00%  0.00%
<b>Total CASH AND SHORT TERM</b>					
<b>ACCOUNT TOTALS</b>			903,807.52 903,807.52	0.00 90.38	0.00%
Total Market Value Plus Total Accrued Income 903,807.52					

### Statement of Transactions

Transaction Date	Transaction Description	Income	Principal	Cost	Realized Gains/Losses
04/01/14	OPENING BALANCE	0.00	0.00	811,625.31	
04/02/14	Purchase FIDELITY INSTL M MKT GOVT #57 CLASS 1 6.17 SHARES	0.00	6.17 -	6.17	0.00
04/02/14	Dividend FIDELITY INSTL M MKT GOVT #57 CLASS 1 DIVIDEND	6.17	0.00	0.00	0.00
04/02/14	Cash Debit TRANSFERRED TO ACCOUNT 112612 FF	6.17 -	0.00	0.00	0.00
04/02/14	Cash Credit TRANSFERRED FROM ACCOUNT 112612 FF	0.00	6.17	0.00	0.00
04/02/14	DAILY ENDING BALANCE	0.00	0.00	811,631.48	0.00
04/29/14	Purchase FIDELITY INSTL M MKT GOVT #57 CLASS 1 92,176.04 SHARES	0.00	92,176.04 -	92,176.04	
04/29/14	Cash Credit MONTHLY DEPOSIT FROM REVENUE A/C 112600 OF FUNDS NECESSARY TO COVER MONTHLY LOAN PAYMENT OBLIGATION ON SERIES 2004 BONDS TRNIIJ1404290829200	0.00	92,176.04	0.00	0.00
04/29/14	DAILY ENDING BALANCE	0.00	0.00	903,807.52	0.00
04/30/14	CLOSING BALANCE	0.00	0.00	903,807.52	0.00

Cumulative realized capital gain and loss position from 12/31/2013 for securities held in principal of account:

Short-Term: 0.00 \* Long-Term: 0.00 \*

\* The above gain and loss position does not include transactions where tax cost information is incomplete or unavailable.

Cash and securities set forth on this Account Statement are held by The Bank of New York Mellon, an affiliate of The Bank of New York Mellon Trust Company, N.A. In addition, The Bank of New York Mellon Trust Company, N.A. may utilize subsidiaries and affiliates to provide services and certain products to the Account. Subsidiaries and affiliates may be compensated for their services and products.

The value of securities set forth on this Account Statement are obtained by The Bank of New York Mellon Trust Company, N.A., from its affiliate, The Bank of New York Mellon which determines such values for Corporate Trust on the basis of market prices and information obtained by The Bank of New York Mellon from unaffiliated third parties (including independent pricing vendors) ("third party pricing services"). The Bank of New York Mellon has not verified such market values or information and makes no assurances as to the accuracy or correctness of such market values or information or that the market values set forth on this Account Statement reflect the value of the securities that can be realized upon the sale of such securities. In addition, the market values for the securities set forth in this Account Statement may differ from the market prices and information for the securities used by other business units of The Bank of New York Mellon Trust Company, N.A., The Bank of New York Mellon or their respective subsidiaries or affiliates based on market prices and information received from other third party pricing services utilized by such other business units. Corporate Trust does not compare its market values with those used by, or reconcile different market values used by, other business units of The Bank of New York Mellon Trust Company, N.A., The Bank of New York Mellon or their respective subsidiaries or affiliates. Neither The Bank of New York Mellon Trust Company, N.A. nor The Bank of New York Mellon shall be liable for any loss, damage or expense incurred as a result of or arising from or related to the market values or information provided by third party pricing services or the differences in market prices or information provided by other third party pricing services.





# BNY MELLON

The Bank of New York Mellon Trust Company, N.A.

WENT COUNTY WATER AUTHORITY  
FINANCE DIRECTOR  
1072 MAIN ST  
WEST WARWICK RI 02893-3724

## Account Statement

Statement Period 04/01/2014 Through 04/30/2014

Account 112613  
KCWA SER 2004A DEBT SERV RESRV

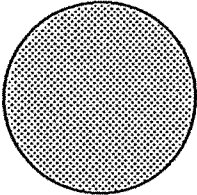
ADMINISTRATIVE CONTACT: ERIN METENY  
525 WILLIAM PENN PLACE AIM 153-3800-38TH FL  
PITTSBURGH, PA 15259  
412-234-6247  
ERIN.MYERS1@BNYMELLON.COM

CLIENT SERVICE MANAGER: SUSAN CALISE  
135 SANTILLI HIGHWAY AIM 026-0018  
EVERETT, MA 02149  
617-382-5217  
SUSAN.CALISE@BNYMELLON.COM

Go Paperless. Securely access your account online to view your statements. Ask your BNY Mellon contact how we can help you access your accounts, enter your own transactions or submit an audit confirmation online. Also be sure to ask how Connect(SM), our new web-based, single sign-on platform can help you go paperless.

Visit us at [www.bnymellon.com](http://www.bnymellon.com)

## Account Overview



Percent of all Investments	Asset Classification	Market Value
100%	CASH AND SHORT TERM	225,641.93
100%	TOTAL OF ALL INVESTMENTS	225,641.93

## Summary of Assets Held

Asset Classification	Market Value	Cost	Accrued Income	Est Annual Income	Market Yield
CASH AND SHORT TERM	225,641.93	225,641.93	0.00	22.56	0.00%
ACCOUNT TOTALS	225,641.93	225,641.93	0.00	22.56	0.00%

## Summary of Cash Transactions

Transaction Category	Current Period			Year-to-Date	
	Income	Principal	Realized Gains/Losses	Income	Principal
OPENING BALANCE	3.13	0.00		0.00	0.00
DIVIDENDS	1.90	0.00	0.00	5.08	0.00
INTEREST	0.00	0.00	0.00	4,103.36	0.00
SALES AND REDEMPTIONS	0.00	0.00	0.00	0.00	215,909.64
PAYMENTS AND WITHDRAWALS	0.00	0.00	0.00	4,103.41	0.00
PURCHASES	0.00	0.00	0.00	0.00	215,909.64
CLOSING BALANCE	5.03	0.00	0.00	5.03	0.00

The above cash transactions summary is provided for information purposes only and may not reflect actual taxable income or deductible expenses as reportable under the Internal Revenue Code.

00/4/18 XBANK-803 000599

0 97710 m 1 PD3 s 96761



BNY MELLON

The Bank of New York Mellon Trust Company, N.A.

Statement Period 04/01/2014 Through 04/30/2014

Account 112613

KCWA SER 2004A DEBT SERV RESRV

### Statement of Assets Held

Shares / Par Value	Asset Description	Market Price Average Cost	Market Value Cost	Accrued Income Est Annual Income	Market Yield
<b>CASH AND SHORT TERM</b>					
225,636.900	FIDELITY INSTL M MKT GOVT #57 CLASS 1 CUSIP: S99992780	1.00000 1.00000	225,636.90 225,636.90	0.00 22.56	0.00%
	CASH BALANCE	0.00000 0.00000	5.03 5.03	0.00 0.00	0.00%
<b>Total CASH AND SHORT TERM</b>			<b>225,641.93</b> <b>225,641.93</b>	<b>0.00</b> <b>22.56</b>	<b>0.00%</b>

<b>ACCOUNT TOTALS</b>			<b>225,641.93</b>	<b>0.00</b>	<b>0.00%</b>
Total Market Value Plus Total Accrued Income 225,641.93			<b>225,641.93</b>	<b>22.56</b>	

### Statement of Transactions

Transaction Date	Transaction Description	Income	Principal	Cost	Realized Gains/Losses
04/01/14	OPENING BALANCE	3.13	0.00	225,636.90	
04/02/14	Dividend FIDELITY INSTL M MKT GOVT #57 CLASS 1 DIVIDEND	1.90	0.00	0.00	0.00
04/02/14	DAILY ENDING BALANCE	5.03	0.00	225,636.90	0.00
04/30/14	CLOSING BALANCE	5.03	0.00	225,636.90	0.00

Cumulative realized capital gain and loss position from 12/31/2013 for securities held in principal of account:

Short Term: 0.00 \* Long Term: 0.00 \*

\* The above gain and loss position does not include transactions where tax cost information is incomplete or unavailable.


Cash and securities set forth on this Account Statement are held by The Bank of New York Mellon, an affiliate of The Bank of New York Mellon Trust Company, N.A. In addition, The Bank of New York Mellon Trust Company, N.A. may utilize subsidiaries and affiliates to provide services and certain products to the Account. Subsidiaries and affiliates may be compensated for their services and products.

The value of securities set forth on this Account Statement are obtained by The Bank of New York Mellon Trust Company, N.A., from its affiliate, The Bank of New York Mellon which determines such values for Corporate Trust on the basis of market prices and information obtained by The Bank of New York Mellon from unaffiliated third parties (including independent pricing vendors) ("third party pricing services"). The Bank of New York Mellon has not verified such market values or information and makes no assurances as to the accuracy or correctness of such market values or information or that the market values set forth on this Account Statement reflect the value of the securities that can be realized upon the sale of such securities. In addition, the market values for the securities set forth in this Account Statement may differ from the market prices and information for the same securities used by other business units of The Bank of New York Mellon Trust Company, N.A., The Bank of New York Mellon or their respective subsidiaries or affiliates based upon market prices and information received from other third party pricing services utilized by such other business units. Corporate Trust does not compare its market values with those used by, or reconcile different market values used by, other business units of The Bank of New York Mellon Trust Company, N.A., The Bank of New York Mellon or their respective subsidiaries or affiliates. Neither The Bank of New York Mellon Trust Company, N.A. nor The Bank of New York Mellon shall be liable for any loss, damage or expense incurred as a result of or arising from or related to the market values or information provided by third party pricing services or the differences in market prices or information provided by other third party pricing services.




April 30, 2014



 BNY MELLON

## Envelope Contents

Account Information	Number of Pages	Starting Page Number	Account Information	Number of Pages	Starting Page Number
KCWA SER 2012 DSR FUND 853023	2	1 of 8			
KCWA SER 2012 DEBT SERVICE FD 853024	2	3 of 8			
KCWA SER 2012 PJCT FD COI AC 853025	2	5 of 8			
KCWA DEBT SERVICE SAVINGS CIP 853026	2	7 of 8			

  
 00007477 02 AB 0.896 02 TR 00092 XBNEFB03 000000  
 KENT COUNTY WATER AUTHORITY  
 FINANCE DIRECTOR  
 1072 MAIN STREET  
 WEST WARWICK RI 02893

*This Page Intentionally Blank*



**BNY MELLON**

The Bank of New York Mellon Trust Company, N.A.

**KENT COUNTY WATER AUTHORITY**  
FINANCE DIRECTOR  
1072 MAIN STREET  
WEST WARWICK RI 02893

### Account Statement

Statement Period 04/01/2014 Through 04/30/2014

Account 853023  
KENT COUNTY WATER AUTHORITY  
GENERAL REFUNDING REVENUE BONDS  
2012 SERIES A


ADMINISTRATIVE CONTACT: ERIN METENY  
525 WILLIAM PENN PLACE AIM 153-3800-38TH FL  
PITTSBURGH, PA 15259  
412-234-6247  
ERIN.MYERS1@BNYMELLON.COM

CLIENT SERVICE MANAGER: SUSAN CALISE  
135 SANTILLI HIGHWAY AIM 026-0018  
EVERETT, MA 02149  
617-382-5217  
SUSAN.CALISE@BNYMELLON.COM

Go Paperless. Securely access your account online to view your statements. Ask your BNY Mellon contact how we can help you access your accounts, enter your own transactions or submit an audit confirmation online. Also be sure to ask how Connect(SM), our new web-based, single sign-on platform can help you go paperless.

Visit us at [www.bnymellon.com](http://www.bnymellon.com)

### Account Overview



Percent of all Investments	Asset Classification	Market Value
100%	CASH AND SHORT TERM	1,798,960.66
100%	TOTAL OF ALL INVESTMENTS	1,798,960.66

### Summary of Assets Held

Asset Classification	Market Value	Cost	Accrued Income	Est Annual Income	Market Yield
CASH AND SHORT TERM	1,798,960.66	1,774,709.90	0.00	49,476.71	2.75%
ACCOUNT TOTALS	1,798,960.66	1,774,709.90	0.00	49,476.71	2.75%

### Summary of Cash Transactions

Transaction Category	Current Period			Year-to-Date	
	Income	Principal	Realized Gains/Losses	Income	Principal
OPENING BALANCE	0.00	0.00		0.00	0.00
DIVIDENDS	4.29	0.00	0.00	20.85	0.00
INTEREST	0.00	0.00	0.00	20,198.30	0.00
SALES AND REDEMPTIONS	0.00	0.00	0.00	0.00	2,341,487.04
OTHER CASH ADDITIONS	0.00	4.29	0.00	0.00	20,219.15
PAYMENTS AND WITHDRAWALS	4.29 -	0.00	0.00	20,219.15 -	0.00
PURCHASES	0.00	4.29 -	0.00	0.00	2,361,706.19 -
CLOSING BALANCE	0.00	0.00	0.00	0.00	0.00

The above cash transactions summary is provided for information purposes only and may not reflect actual taxable income or deductible expenses as reportable under the Internal Revenue Code.

0 7710 m 1 P03 s 96763



BNY MELLON

The Bank of New York Mellon Trust Company, N.A.

Statement Period 04/01/2014 Through 04/30/2014

Account 853023

KCWA SER 2012 DSR FUND

### Statement of Assets Held

Shares / Par Value	Asset Description	Market Price Average Cost	Market Value Cost	Accrued Income Est Annual Income	Market Yield
<b>CASH AND SHORT TERM</b>					
496,011.560	FIDELITY INSTL M MKT GOVT #57 CLASS 1	1.00000	496,011.56	0.00	0.00%
	CUSIP: S99992780	1.00000	496,011.56	49.60	
1,303,000.000	UNITED STATES TREAS BILLS	99.99609	1,302,949.10	0.00	3.79%
	CUSIP: 912796DH9	98.13495	1,278,698.34	49,427.11	
	MATURITY DATE: 07/10/2014				
	RATE: 0.00%				
<b>Total CASH AND SHORT TERM</b>			<b>1,798,960.66</b>	<b>0.00</b>	<b>2.75%</b>
			<b>1,774,709.90</b>	<b>49,476.71</b>	
<b>ACCOUNT TOTALS</b>			<b>1,798,960.66</b>	<b>0.00</b>	<b>2.75%</b>
			<b>1,774,709.90</b>	<b>49,476.71</b>	
Total Market Value Plus Total Accrued Income 1,798,960.66					

### Statement of Transactions

Transaction Date	Transaction Description	Income	Principal	Cost	Realized Gains/Losses
04/01/14	OPENING BALANCE	0.00	0.00	1,774,705.61	
04/02/14	Purchase FIDELITY INSTL M MKT GOVT #57 CLASS 1 4.29 SHARES	0.00	4.29 -	4.29	0.00
04/02/14	Dividend FIDELITY INSTL M MKT GOVT #57 CLASS 1 DIVIDEND	4.29	0.00	0.00	0.00
04/02/14	Cash Debit TRANSFERRED TO ACCOUNT 853023 FF	4.29 -	0.00	0.00	0.00
04/02/14	Cash Credit TRANSFERRED FROM ACCOUNT 853023 FF	0.00	4.29	0.00	
04/02/14	DAILY ENDING BALANCE	0.00	0.00	1,774,709.90	0.00
04/30/14	CLOSING BALANCE	0.00	0.00	1,774,709.90	0.00

Cumulative realized capital gain and loss position from 12/31/2013 for securities held in principal of account:

Short Term: 0.00 \* Long Term: 0.00 \*

\* The above gain and loss position does not include transactions where tax cost information is incomplete or unavailable.

Cash and securities set forth on this Account Statement are held by The Bank of New York Mellon, an affiliate of The Bank of New York Mellon Trust Company, N.A. In addition, The Bank of New York Mellon Trust Company, N.A. may utilize subsidiaries and affiliates to provide services and certain products to the Account. Subsidiaries and affiliates may be compensated for their services and products.

The value of securities set forth on this Account Statement are obtained by The Bank of New York Mellon Trust Company, N.A., from its affiliate, The Bank of New York Mellon which determines such values for Corporate Trust on the basis of market prices and information obtained by The Bank of New York Mellon from unaffiliated third parties (including independent pricing vendors) ("third party pricing services"). The Bank of New York Mellon has not verified such market values or information and makes no assurances as to the accuracy or correctness of such market values or information or that the market values set forth on this Account Statement reflect the value of the securities that can be realized upon the sale of such securities. In addition, the market values for the securities set forth in this Account Statement may differ from the market prices and information for the securities used by other business units of The Bank of New York Mellon Trust Company, N.A., The Bank of New York Mellon or their respective subsidiaries or affiliates based on market prices and information received from other third party pricing services utilized by such other business units. Corporate Trust does not compare its market values with those used by, or reconcile different market values used by, other business units of The Bank of New York Mellon Trust Company, N.A., The Bank of New York Mellon or their respective subsidiaries or affiliates. Neither The Bank of New York Mellon Trust Company, N.A. nor The Bank of New York Mellon shall be liable for any loss, damage or expense incurred as a result of or arising from or related to the market values or information provided by third party pricing services or the differences in market prices or information provided by other third party pricing services.



# BNY MELLON

The Bank of New York Mellon Trust Company, N.A.

KENT COUNTY WATER AUTHORITY  
FINANCE DIRECTOR  
1072 MAIN STREET  
WEST WARWICK RI 02893

## Account Statement

Statement Period 04/01/2014 Through 04/30/2014

Account 853024  
KENT COUNTY WATER AUTHORITY  
GENERAL REFUNDING REVENUE BONDS  
2012 SERIES A

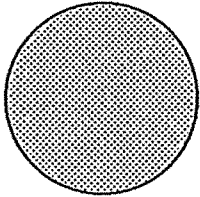
Go Paperless. Securely access your account online to view your statements. Ask your BNY Mellon contact how we can help you access your accounts, enter your own transactions or submit an audit confirmation online. Also be sure to ask how Connect(SM), our new web-based, single sign-on platform can help you go paperless.

ADMINISTRATIVE CONTACT: ERIN METENY  
525 WILLIAM PENN PLACE AIM 153-3800-38TH FL  
PITTSBURGH, PA 15259  
412-234-6247  
ERIN.MYERS1@BNYMELLON.COM

Visit us at [www.bnymellon.com](http://www.bnymellon.com)

CLIENT SERVICE MANAGER: SUSAN CALISE  
135 SANTILLI HIGHWAY AIM 026-0018  
EVERETT, MA 02149  
617-382-5217  
SUSAN.CALISE@BNYMELLON.COM

## Account Overview



Percent of all Investments	Asset Classification	Market Value
100%	CASH AND SHORT TERM	1,438,136.58
100%	TOTAL OF ALL INVESTMENTS	1,438,136.58

## Summary of Assets Held

Asset Classification	Market Value	Cost	Accrued Income	Est Annual Income	Market Yield
CASH AND SHORT TERM	1,438,136.58	1,438,136.58	0.00	143.81	0.00%
ACCOUNT TOTALS	1,438,136.58	1,438,136.58	0.00	143.81	0.00%

## Summary of Cash Transactions

Transaction Category	Current Period			Year-to-Date	
	Income	Principal	Realized Gains/Losses	Income	Principal
OPENING BALANCE	0.00	0.00		0.00	0.00
DIVIDENDS	9.09	0.00	0.00	31.29	0.00
SALES AND REDEMPTIONS	0.00	0.00	0.00	0.00	375,750.00
OTHER CASH ADDITIONS	0.00	181,384.09	0.00	0.00	725,531.29
PAYMENTS AND WITHDRAWALS	9.09 -	0.00	0.00	31.29 -	375,750.00 -
PURCHASES	0.00	181,384.09 -	0.00	0.00	725,531.29 -
CLOSING BALANCE	0.00	0.00	0.00	0.00	0.00

The above cash transactions summary is provided for information purposes only and may not reflect actual taxable income or deductible expenses as reportable under the Internal Revenue Code.

001/417 XBINER-003 000585

6  
q 7710  
m  
1 PD3 s 96764



BNY MELLON

The Bank of New York Mellon Trust Company, N.A.

Statement Period 04/01/2014 Through 04/30/2014

Account 853024

KCWA SER 2012 DEBT SERVICE FD

Statement of Assets Held

Table with columns: Shares / Par Value, Asset Description, Market Price Average Cost, Market Value Cost, Accrued Income Est Annual Income, Market Yield. Rows include CASH AND SHORT TERM and ACCOUNT TOTALS.

Statement of Transactions

Table with columns: Transaction Date, Transaction Description, Income, Principal, Cost, Realized Gains/Losses. Rows include OPENING BALANCE, various purchases and dividends, and CLOSING BALANCE.

Cumulative realized capital gain and loss position from 12/31/2013 for securities held in principal of account:

Short Term: 0.00 \* Long Term: 0.00 \*

\* The above gain and loss position does not include transactions where tax cost information is incomplete or unavailable.

Cash and securities set forth on this Account Statement are held by The Bank of New York Mellon, an affiliate of The Bank of New York Mellon Trust Company, N.A. In addition, The Bank of New York Mellon Trust Company, N.A. may utilize subsidiaries and affiliates to provide services and certain products to the Account.

The value of securities set forth on this Account Statement are obtained by The Bank of New York Mellon Trust Company, N.A., from its affiliate, The Bank of New York Mellon which determines such values for Corporate Trust on the basis of market prices and information obtained by The Bank of New York Mellon from unaffiliated third parties (including independent pricing vendors) ("third party pricing services").





**BNY MELLON**

The Bank of New York Mellon Trust Company, N.A.

**KENT COUNTY WATER AUTHORITY**  
FINANCE DIRECTOR  
1072 MAIN STREET  
WEST WARWICK RI 02893

### Account Statement

Statement Period 04/01/2014 Through 04/30/2014

Account 853025  
KENT COUNTY WATER AUTHORITY  
GENERAL REFUNDING REVENUE BONDS  
2012 SERIES A

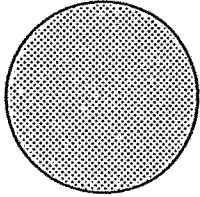
ADMINISTRATIVE CONTACT: ERIN METENY  
525 WILLIAM PENN PLACE AIM 153-3800-38TH FL  
PITTSBURGH, PA 15259  
412-234-6247  
ERIN.MYERS1@BNYMELLON.COM

CLIENT SERVICE MANAGER: SUSAN CALISE  
135 SANTILLI HIGHWAY AIM 026-0018  
EVERETT, MA 02149  
617-382-5217  
SUSAN.CALISE@BNYMELLON.COM

Go Paperless. Securely access your account online to view your statements. Ask your BNY Mellon contact how we can help you access your accounts, enter your own transactions or submit an audit confirmation online. Also be sure to ask how Connect(SM), our new web-based, single sign-on platform can help you go paperless.

Visit us at [www.bnymellon.com](http://www.bnymellon.com)

### Account Overview



Percent of all Investments	Asset Classification	Market Value
100%	CASH AND SHORT TERM	1,823,384.59
100%	TOTAL OF ALL INVESTMENTS	1,823,384.59

### Summary of Assets Held

Asset Classification	Market Value	Cost	Accrued Income	Est Annual Income	Market Yield
CASH AND SHORT TERM	1,823,384.59	1,823,384.59	0.00	182.34	0.01%
ACCOUNT TOTALS	1,823,384.59	1,823,384.59	0.00	182.34	0.01%

### Summary of Cash Transactions

Transaction Category	Current Period			Year-to-Date	
	Income	Principal	Realized Gains/Losses	Income	Principal
OPENING BALANCE	0.00	0.00		0.00	0.00
DIVIDENDS	15.50	0.00	0.00	68.44	0.00
SALES AND REDEMPTIONS	0.00	0.00	0.00	0.00	644,620.64
OTHER CASH ADDITIONS	0.00	15.50	0.00	0.00	68.44
PAYMENTS AND WITHDRAWALS	15.50 -	0.00	0.00	68.44 -	644,620.64 -
PURCHASES	0.00	15.50 -	0.00	0.00	68.44 -
CLOSING BALANCE	0.00	0.00	0.00	0.00	0.00

The above cash transactions summary is provided for information purposes only and may not reflect actual taxable income or deductible expenses as reportable under the Internal Revenue Code.



BNY MELLON

The Bank of New York Mellon Trust Company, N.A.

Statement Period 04/01/2014 Through 04/30/2014

Account 853025

KCWA SER 2012 PJCT FD COI AC

### Statement of Assets Held

Shares / Par Value	Asset Description	Market Price Average Cost	Market Value Cost	Accrued Income Est Annual Income	Market Yield
<b>CASH AND SHORT TERM</b>					
1,823,384.590	FIDELITY INSTL M MKT GOVT #57 CLASS 1	1.00000	1,823,384.59	0.00	0.01%
	CUSIP: S99992780	1.00000	1,823,384.59	182.34	
<b>Total CASH AND SHORT TERM</b>			<b>1,823,384.59</b>	<b>0.00</b>	<b>0.01%</b>
			<b>1,823,384.59</b>	<b>182.34</b>	
<b>ACCOUNT TOTALS</b>			<b>1,823,384.59</b>	<b>0.00</b>	<b>0.01%</b>
			<b>1,823,384.59</b>	<b>182.34</b>	
Total Market Value Plus Total Accrued Income 1,823,384.59					

### Statement of Transactions

Transaction Date	Transaction Description	Income	Principal	Cost	Realized Gains/Losses
04/01/14	OPENING BALANCE	0.00	0.00	1,823,369.09	
04/02/14	Purchase FIDELITY INSTL M MKT GOVT #57 CLASS 1 15.50 SHARES	0.00	15.50 -	15.50	0.00
04/02/14	Dividend FIDELITY INSTL M MKT GOVT #57 CLASS 1 DIVIDEND	15.50	0.00	0.00	0.00
04/02/14	Cash Debit TRANSFERRED TO ACCOUNT 853025 FF	15.50 -	0.00	0.00	0.00
04/02/14	Cash Credit TRANSFERRED FROM ACCOUNT 853025 FF	0.00	15.50	0.00	0.00
04/02/14	DAILY ENDING BALANCE	0.00	0.00	1,823,384.59	0.00
04/30/14	CLOSING BALANCE	0.00	0.00	1,823,384.59	0.00

Cumulative realized capital gain and loss position from 12/31/2013 for securities held in principal of account:

Short Term: 0.00 \* Long Term: 0.00 \*

\* The above gain and loss position does not include transactions where tax cost information is incomplete or unavailable.

Cash and securities set forth on this Account Statement are held by The Bank of New York Mellon, an affiliate of The Bank of New York Mellon Trust Company, N.A. In addition, The Bank of New York Mellon Trust Company, N.A. may utilize subsidiaries and affiliates to provide services and certain products to the Account. Subsidiaries and affiliates may be compensated for their services and products.

The value of securities set forth on this Account Statement are obtained by The Bank of New York Mellon Trust Company, N.A., from its affiliate, The Bank of New York Mellon which determines such values for Corporate Trust on the basis of market prices and information obtained by The Bank of New York Mellon from unaffiliated third parties (including independent pricing vendors) ("third party pricing services"). The Bank of New York Mellon has not verified such market values or information and makes no assurances as to the accuracy or correctness of such market values or information or that the market values set forth on this Account Statement reflect the value of the securities that can be realized upon the sale of such securities. In addition, the market values for the securities set forth in this Account Statement may differ from the market prices and information for the same securities used by other business units of The Bank of New York Mellon Trust Company, N.A., The Bank of New York Mellon or their respective subsidiaries or affiliates based on market prices and information received from other third party pricing services utilized by such other business units. Corporate Trust does not compare its market values with those used by, or reconcile different market values used by, other business units of The Bank of New York Mellon Trust Company, N.A., The Bank of New York Mellon or their respective subsidiaries or affiliates. Neither The Bank of New York Mellon Trust Company, N.A. nor The Bank of New York Mellon shall be liable for any loss, damage or expense incurred as a result of or arising from or related to the market values or information provided by third party pricing services or the differences in market prices or information provided by other third party pricing services.



# BNY MELLON

The Bank of New York Mellon Trust Company, N.A.

KENT COUNTY WATER AUTHORITY  
FINANCE DIRECTOR  
1072 MAIN STREET  
WEST WARWICK RI 02893

## Account Statement

Statement Period 04/01/2014 Through 04/30/2014

Account 853026  
KENT COUNTY WATER AUTHORITY  
GENERAL REFUNDING REVENUE BONDS  
DEBT SERVICE SAVINGS ACCOUNT FOR CIP

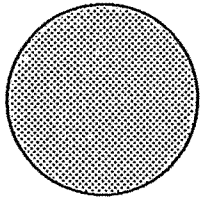
ADMINISTRATIVE CONTACT: ERIN METENY  
525 WILLIAM PENN PLACE AIM 153-3800-38TH FL  
PITTSBURGH, PA 15259  
412-234-6247  
ERIN.MYERS1@BNYMELLON.COM

CLIENT SERVICE MANAGER: SUSAN CALISE  
135 SANTILLI HIGHWAY AIM 026-0018  
EVERETT, MA 02149  
617-382-5217  
SUSAN.CALISE@BNYMELLON.COM

Go Paperless. Securely access your account online to view your statements. Ask your BNY Mellon contact how we can help you access your accounts, enter your own transactions or submit an audit confirmation online. Also be sure to ask how Connect(SM), our new web-based, single sign-on platform can help you go paperless.

Visit us at [www.bnymellon.com](http://www.bnymellon.com)

## Account Overview



Percent of all Investments	Asset Classification	Market Value
100%	CASH AND SHORT TERM	725,825.93
100%	TOTAL OF ALL INVESTMENTS	725,825.93

## Summary of Assets Held

Asset Classification	Market Value	Cost	Accrued Income	Est Annual Income	Market Yield
CASH AND SHORT TERM	725,825.93	725,825.93	0.00	72.58	0.00%
ACCOUNT TOTALS	725,825.93	725,825.93	0.00	72.58	0.00%

## Summary of Cash Transactions

Transaction Category	Current Period			Year-to-Date	
	Income	Principal	Realized Gains/Losses	Income	Principal
OPENING BALANCE	0.00	0.00		0.00	0.00
DIVIDENDS	5.34	0.00	0.00	18.78	0.00
OTHER CASH ADDITIONS	0.00	45,367.34	0.00	0.00	181,466.78
PAYMENTS AND WITHDRAWALS	5.34 -	0.00	0.00	18.78 -	0.00
PURCHASES	0.00	45,367.34 -	0.00	0.00	181,466.78 -
CLOSING BALANCE	0.00	0.00	0.00	0.00	0.00

The above cash transactions summary is provided for information purposes only and may not reflect actual taxable income or deductible expenses as reportable under the Internal Revenue Code.

007477 XBNEF603 000587 E

c  
d 7710  
m  
1 PD3 s 95766



BNY MELLON

The Bank of New York Mellon Trust Company, N.A.

Statement Period 04/01/2014 Through 04/30/2014

Account 853026

KCWA DEBT SERVICE SAVINGS CIP

Statement of Assets Held

Table with columns: Shares / Par Value, Asset Description, Market Price Average Cost, Market Value Cost, Accrued Income Est Annual Income, Market Yield. Rows include CASH AND SHORT TERM, FIDELITY INSTL M MKT GOVT #57 CLASS 1, and ACCOUNT TOTALS.

Statement of Transactions

Table with columns: Transaction Date, Transaction Description, Income, Principal, Cost, Realized Gains/Losses. Rows include OPENING BALANCE, various purchases and dividends, and CLOSING BALANCE.

\* The above gain and loss position does not include transactions where tax cost information is incomplete or unavailable.

Cash and securities set forth on this Account Statement are held by The Bank of New York Mellon, an affiliate of The Bank of New York Mellon Trust Company, N.A. In addition, The Bank of New York Mellon Trust Company, N.A. may utilize subsidiaries and affiliates to provide services and certain products to the Account.

The value of securities set forth on this Account Statement are obtained by The Bank of New York Mellon Trust Company, N.A., from its affiliate, The Bank of New York Mellon which determines such values for Corporate Trust on the basis of market prices and information obtained by The Bank of New York Mellon from unaffiliated third parties (including independent pricing vendors) ("third party pricing services").




March 31, 2014



# Envelope Contents

Account Information	Number of Pages	Starting Page Number	Account Information	Number of Pages	Starting Page Number
KCWA GENERAL REVENUE ACCOUNT 112600	4	1 of 22	KCWA SER 2004A DEBT SERVICE FD 112612	2	19 of 22
KCWA OPERATING REVENUE ALLOWANCE 112601	2	5 of 22	KCWA SER 2004A DEBT SERV RESRV 112613	2	21 of 22
KCWA GEN OP & MAINT ACCT 112602	4	7 of 22			
KCWA GEN REN & REP RESV ACCT 112603	2	11 of 22			
KCWA GENERAL RENEWAL AND REPLACEMENT AC 112604	2	13 of 22			
KCWA INFRASTRUCTURE ACCT 112605	2	15 of 22			
KCWA OPER & MAIN RESERVE ACCT 112606	2	17 of 22			

  
 00007809 03 AB 1.104 03 TR 00095 XBNEF003 000000  
 KENT COUNTY WATER AUTHORITY  
 FINANCE DIRECTOR  
 1072 MAIN ST  
 WEST WARWICK RI 02893-3724

*This Page Intentionally Blank*



BNY MELLON

The Bank of New York Mellon Trust Company, N.A.

RENT COUNTY WATER AUTHORITY  
FINANCE DIRECTOR  
1072 MAIN ST  
WEST WARWICK RI 02893-3724

### Account Statement

Statement Period 03/01/2014 Through 03/31/2014

Account 112600  
KCWA GENERAL REVENUE ACCOUNT


ADMINISTRATIVE CONTACT: ERIN METENY  
525 WILLIAM PENN PLACE AIM 153-3800-38TH FL  
PITTSBURGH, PA 15259  
412-234-6247  
ERIN.MYERS1@BNYMELLON.COM

CLIENT SERVICE MANAGER: SUSAN CALISE  
135 SANTILLI HIGHWAY AIM 026-0018  
EVERETT, MA 02149  
617-382-5217  
SUSAN.CALISE@BNYMELLON.COM

Go Paperless. Securely access your account online to view your statements. Ask your BNY Mellon contact how we can help you access your accounts, enter your own transactions or submit an audit confirmation online. Also be sure to ask how Connect(SM), our new web-based, single sign-on platform can help you go paperless.

Visit us at [www.bnymellon.com](http://www.bnymellon.com)

### Account Overview



Percent of all Investments	Asset Classification	Market Value
100%	CASH AND SHORT TERM	2,477,031.40
100%	TOTAL OF ALL INVESTMENTS	2,477,031.40

### Summary of Assets Held

Asset Classification	Market Value	Cost	Accrued Income	Est Annual Income	Market Yield
CASH AND SHORT TERM	2,477,031.40	2,477,031.40	0.00	247.70	0.00%
ACCOUNT TOTALS	2,477,031.40	2,477,031.40	0.00	247.70	0.00%

### Summary of Cash Transactions

Transaction Category	Current Period			Year-to-Date	
	Income	Principal	Realized Gains/Losses	Income	Principal
OPENING BALANCE	0.00	0.00		0.00	0.00
DIVIDENDS	23.51	0.00	0.00	62.21	0.00
SALES AND REDEMPTIONS	0.00	1,724,983.76	0.00	0.00	4,559,253.55
OTHER CASH ADDITIONS	0.00	1,281,657.25	0.00	0.00	5,780,688.37
PAYMENTS AND WITHDRAWALS	23.51 -	1,724,983.76 -	0.00	62.21 -	5,302,438.60 -
PURCHASES	0.00	1,281,657.25 -	0.00	0.00	5,037,503.32 -
CLOSING BALANCE	0.00	0.00	0.00	0.00	0.00

The above cash transactions summary is provided for information purposes only and may not reflect actual taxable income or deductible expenses as reportable under the Internal Revenue Code.

9 97710 M 1 P03 S 106113



The Bank of New York Mellon Trust Company, N.A.

Statement Period 03/01/2014 Through 03/31/2014  
 Account 112600  
 KCWA GENERAL REVENUE ACCOUNT

### Statement of Assets Held

Shares / Par Value	Asset Description	Market Price Average Cost	Market Value Cost	Accrued Income Est Annual Income	Market Yield
<b>CASH AND SHORT TERM</b>					
2,477,031.400	FIDELITY INSTL M MKT GOVT #57 CLASS 1 CUSIP: S99992780	1.00000	2,477,031.40	0.00	0.00%
		1.00000	2,477,031.40	247.70	
<b>Total CASH AND SHORT TERM</b>			<b>2,477,031.40</b>	<b>0.00</b>	<b>0.00%</b>
			2,477,031.40	247.70	
<b>ACCOUNT TOTALS</b>			<b>2,477,031.40</b>	<b>0.00</b>	<b>0.00%</b>
			2,477,031.40	247.70	
Total Market Value Plus Total Accrued Income 2,477,031.40					

### Statement of Transactions

Transaction Date	Transaction Description	Income	Principal	Cost	Realized Gains/Losses
03/01/14	OPENING BALANCE	0.00	0.00	2,920,357.91	
03/03/14	Sale FIDELITY INSTL M MKT GOVT #57 CLASS 1 900,000.00 SHARES	0.00	900,000.00	900,000.00 -	0.00
03/03/14	Cash Debit TRANSFER TO 112602 OP + MAINT ACCT. PAYMENT OF OP + MAINT REQ DATED 03/03/14 KCWA GENERAL FUND. TRNIJ1403032423200	0.00	900,000.00 -	0.00	0.00
03/03/14	DAILY ENDING BALANCE	0.00	0.00	2,020,357.91	0.00
03/04/14	Purchase FIDELITY INSTL M MKT GOVT #57 CLASS 1 23.51 SHARES	0.00	23.51 -	23.51	0.00
03/04/14	Dividend FIDELITY INSTL M MKT GOVT #57 CLASS 1 DIVIDEND	23.51	0.00	0.00	0.00
03/04/14	Cash Debit TRANSFERRED TO ACCOUNT 112600 FF	23.51 -	0.00	0.00	0.00
03/04/14	Cash Credit TRANSFERRED FROM ACCOUNT 112600 FF	0.00	23.51	0.00	0.00
03/04/14	DAILY ENDING BALANCE	0.00	0.00	2,020,381.42	0.00
03/13/14	Purchase FIDELITY INSTL M MKT GOVT #57 CLASS 1 826,428.62 SHARES	0.00	826,428.62 -	826,428.62	0.00
03/13/14	Cash Credit WIRE RECEIVED FROM /009364950577 KENT COUNTY WATER AUTHORITY PO BOX 192 WEST WARWICK, RI 02893-0192 FFC TRUST ACCT# 112600 /BNF/DGLA111565 KENT COUNTY WATER // AUTHORITY TRNFDF1403131207500 CRNO/B BK AMER NYC IMAD: 20140313B6B7HU4R005859	0.00	826,428.62	0.00	0.00
03/13/14	DAILY ENDING BALANCE	0.00	0.00	2,846,810.04	0.00
03/20/14	Purchase FIDELITY INSTL M MKT GOVT #57 CLASS 1 290,222.65 SHARES	0.00	290,222.65 -	290,222.65	0.00
03/20/14	Cash Credit WIRE RECEIVED FROM /009364950577 KENT COUNTY WATER AUTHORITY PO BOX 192 WEST WARWICK, RI 02893-0192 FFC TO TRUST ACCT# 112600 /BNF/DGLA111565 KENT COUNTY WATER // AUTHORITY TRNFDF1403200265000 CRNO/B BK AMER NYC	0.00	290,222.65	0.00	0.00

Q 7710 M 1 P03 S 106113







BNY MELLON

The Bank of New York Mellon Trust Company, N.A.

Statement Period 03/01/2014 Through 03/31/2014

Account 112600

KCWA GENERAL REVENUE ACCOUNT

### Statement of Transactions - Continued

Transaction Date	Transaction Description	Income	Principal	Cost	Realized Gains/Losses
------------------	-------------------------	--------	-----------	------	-----------------------

\* The above gain and loss position does not include transactions where tax cost information is incomplete or unavailable.

Cash and securities set forth on this Account Statement are held by The Bank of New York Mellon, an affiliate of The Bank of New York Mellon Trust Company, N.A. In addition, The Bank of New York Mellon Trust Company, N.A. may utilize subsidiaries and affiliates to provide services and certain products to the Account. Subsidiaries and affiliates may be compensated for their services and products.

The value of securities set forth on this Account Statement are obtained by The Bank of New York Mellon Trust Company, N.A., from its affiliate, The Bank of New York Mellon which determines such values for Global Corporate Trust on the basis of market prices and information obtained by The Bank of New York Mellon from unaffiliated third parties (including independent pricing vendors) ("third party pricing services"). The Bank of New York Mellon has not verified such market values or information and makes no assurances as to the accuracy or correctness of such market values or information or that the market values set forth on this Account Statement reflect the value of the securities that can be realized upon the sale of such securities. In addition, the market values for the securities set forth in this Account Statement may differ from the market prices and information for the same securities used by other business units of The Bank of New York Mellon Trust Company, N.A., The Bank of New York Mellon or their respective subsidiaries or affiliates based upon market prices and information received from other third party pricing services utilized by such other business units. Global Corporate Trust does not compare its market values with those used by, or reconcile different market values used by, other business units of The Bank of New York Mellon Trust Company, N.A., The Bank of New York Mellon or their respective subsidiaries or affiliates. Neither The Bank of New York Mellon Trust Company, N.A. nor The Bank of New York Mellon shall be liable for any loss, damage or expense incurred as a result of or arising from or related to the market values or information provided by third party pricing services or the differences in market prices or information provided by other third party pricing services.

07710 M 1 PDS S 106114

***This Page Intentionally Blank***



BNY MELLON

The Bank of New York Mellon Trust Company, N.A.

Statement Period 03/01/2014 Through 03/31/2014

Account 112602

KCWA GEN OP & MAINT ACCT

### Statement of Transactions - Continued

Transaction Date	Transaction Description	Income	Principal	Cost	Realized Gains/Losses
03/31/14	CLOSING BALANCE	0.00	0.00	0.29	0.00

Cumulative realized capital gain and loss position from 12/31/2013 for securities held in principal of account:

Short Term:	0.00 *	Long Term:	0.00 *
-------------	--------	------------	--------

\* The above gain and loss position does not include transactions where tax cost information is incomplete or unavailable.

Cash and securities set forth on this Account Statement are held by The Bank of New York Mellon, an affiliate of The Bank of New York Mellon Trust Company, N.A. In addition, The Bank of New York Mellon Trust Company, N.A. may utilize subsidiaries and affiliates to provide services and certain products to the Account. Subsidiaries and affiliates may be compensated for their services and products.

The value of securities set forth on this Account Statement are obtained by The Bank of New York Mellon Trust Company, N.A., from its affiliate, The Bank of New York Mellon which determines such values for Global Corporate Trust on the basis of market prices and information obtained by The Bank of New York Mellon from unaffiliated third parties (including independent pricing vendors) ("third party pricing services"). The Bank of New York Mellon has not verified such market values or information and makes no assurances as to the accuracy or correctness of such market values or information or that the market values set forth on this Account Statement reflect the value of the securities that can be realized upon the sale of such securities. In addition, the market values for the securities set forth in this Account Statement may differ from the market prices and information for the same securities used by other business units of The Bank of New York Mellon Trust Company, N.A., The Bank of New York Mellon or their respective subsidiaries or affiliates based upon market prices and information received from other third party pricing services utilized by such other business units. Global Corporate Trust does not compare its market values with those used by, or reconcile different market values used by, other business units of The Bank of New York Mellon Trust Company, N.A., The Bank of New York Mellon or their respective subsidiaries or affiliates. Neither The Bank of New York Mellon Trust Company, N.A. nor The Bank of New York Mellon shall be liable for any loss, damage or expense incurred as a result of or arising from or related to the market values or information provided by third party pricing services or the differences in market prices or information provided by other third party pricing services.

9 9710 M 1P09 S 106.117



BNY MELLON

The Bank of New York Mellon Trust Company, N.A.

KENT COUNTY WATER AUTHORITY  
FINANCE DIRECTOR  
1072 MAIN ST  
WEST WARWICK RI 02893-3724

### Account Statement

Statement Period 03/01/2014 Through 03/31/2014

Account 112601  
KCWA OPERATING REVENUE ALLOWANCE

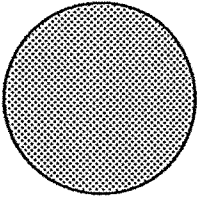
ADMINISTRATIVE CONTACT: ERIN METENY  
525 WILLIAM PENN PLACE AIM 153-3800-38TH FL  
PITTSBURGH, PA 15259  
412-234-6247  
ERIN.MYERS1@BNYMELLON.COM

CLIENT SERVICE MANAGER: SUSAN CALISE  
135 SANTILLI HIGHWAY AIM 026-0018  
EVERETT, MA 02149  
617-382-5217  
SUSAN.CALISE@BNYMELLON.COM

Go Paperless. Securely access your account online to view your statements. Ask your BNY Mellon contact how we can help you access your accounts, enter your own transactions or submit an audit confirmation online. Also be sure to ask how Connect(SM), our new web-based, single sign-on platform can help you go paperless.

Visit us at [www.bnymellon.com](http://www.bnymellon.com)

### Account Overview



Percent of all Investments	Asset Classification	Market Value
100%	CASH AND SHORT TERM	1,142,533.74
100%	TOTAL OF ALL INVESTMENTS	1,142,533.74

### Summary of Assets Held

Asset Classification	Market Value	Cost	Accrued Income	Est Annual Income	Market Yield
CASH AND SHORT TERM	1,142,533.74	1,142,533.74	0.00	114.25	0.00%
ACCOUNT TOTALS	1,142,533.74	1,142,533.74	0.00	114.25	0.00%

### Summary of Cash Transactions

Transaction Category	Current Period			Year-to-Date	
	Income	Principal	Realized Gains/Losses	Income	Principal
OPENING BALANCE	0.00	0.00		0.00	0.00
DIVIDENDS	8.41	0.00	0.00	26.38	0.00
OTHER CASH ADDITIONS	0.00	24,313.07	0.00	0.00	72,940.36
PAYMENTS AND WITHDRAWALS	8.41 -	0.00	0.00	26.38 -	0.00
PURCHASES	0.00	24,313.07 -	0.00	0.00	72,940.36 -
CLOSING BALANCE	0.00	0.00	0.00	0.00	0.00

The above cash transactions summary is provided for information purposes only and may not reflect actual taxable income or deductible expenses as reportable under the Internal Revenue Code.

97710 m 1 P03 s 106115

**Statement of Assets Held**

Shares / Par Value	Asset Description	Market Price Average Cost	Market Value Cost	Accrued Income Est Annual Income	Market Yield
<b>CASH AND SHORT TERM</b>					
1,142,533.740	FIDELITY INSTL M MKT GOVT #57 CLASS 1	1.00000	1,142,533.74	0.00	0.00%
	CUSIP: S99992780	1.00000	1,142,533.74	114.25	
<b>Total CASH AND SHORT TERM</b>			<b>1,142,533.74</b>	<b>0.00</b>	<b>0.00%</b>
			<b>1,142,533.74</b>	<b>114.25</b>	
<b>ACCOUNT TOTALS</b>			<b>1,142,533.74</b>	<b>0.00</b>	<b>0.00%</b>
			<b>1,142,533.74</b>	<b>114.25</b>	
Total Market Value Plus Total Accrued Income 1,142,533.74					

**Statement of Transactions**

Transaction Date	Transaction Description	Income	Principal	Cost	Realized Gains/Losses
03/01/14	OPENING BALANCE	0.00	0.00	1,118,220.67	
03/04/14	Purchase FIDELITY INSTL M MKT GOVT #57 CLASS 1 8.41 SHARES	0.00	8.41 -	8.41	0.00
03/04/14	Dividend FIDELITY INSTL M MKT GOVT #57 CLASS 1 DIVIDEND	8.41	0.00	0.00	0.00
03/04/14	Cash Debit TRANSFERRED TO ACCOUNT 112601 FF	8.41 -	0.00	0.00	0.00
03/04/14	Cash Credit TRANSFERRED FROM ACCOUNT 112601 FF	0.00	8.41	0.00	0.00
03/04/14	DAILY ENDING BALANCE	0.00	0.00	1,118,229.08	0.00
03/31/14	Purchase FIDELITY INSTL M MKT GOVT #57 CLASS 1 24,304.66 SHARES	0.00	24,304.66 -	24,304.66	0.00
03/31/14	Cash Credit MONTHLY DEPOSIT FROM REVENUE A/C 112600 OF FUNDS NECESSARY FOR OPERATING REVENUE ALLOWANCE RESTRICTED TRNIIJ1403311035700	0.00	24,304.66	0.00	0.00
03/31/14	DAILY ENDING BALANCE	0.00	0.00	1,142,533.74	0.00
03/31/14	CLOSING BALANCE	0.00	0.00	1,142,533.74	0.00

Cumulative realized capital gain and loss position from 12/31/2013 for securities held in principal of account:

Short Term: 0.00 \* Long Term: 0.00 \*

\* The above gain and loss position does not include transactions where tax cost information is incomplete or unavailable.

Cash and securities set forth on this Account Statement are held by The Bank of New York Mellon, an affiliate of The Bank of New York Mellon Trust Company, N.A. In addition, The Bank of New York Mellon Trust Company, N.A. may utilize subsidiaries and affiliates to provide services and certain products to the Account. Subsidiaries and affiliates may be compensated for their services and products.

The value of securities set forth on this Account Statement are obtained by The Bank of New York Mellon Trust Company, N.A., from its affiliate, The Bank of New York Mellon which determines such values for Global Corporate Trust on the basis of market prices and information obtained by The Bank of New York Mellon from unaffiliated third parties (including independent pricing vendors) ("third party pricing services"). The Bank of New York Mellon has not verified such market values or information and makes no assurances as to the accuracy or correctness of such market values or information or that the market values set forth on this Account Statement reflect the value of the securities that can be realized upon the sale of such securities. In addition, the market values for the securities set forth in this Account Statement may differ from the market prices and information for the same securities used by other business units of The Bank of New York Mellon Trust Company, N.A., The Bank of New York Mellon or their respective subsidiaries or affiliates based upon market prices and information received from other third party pricing services utilized by such other business units. Global Corporate Trust does not compare its market values with those used by, or reconcile different market values used by, other business units of The Bank of New York Mellon Trust Company, N.A., The Bank of New York Mellon or their respective subsidiaries or affiliates. Neither The Bank of New York Mellon Trust Company, N.A. nor The Bank of New York Mellon shall be liable for any loss, damage or expense incurred as a result of or arising from or related to the market values or information provided by third party pricing services or the differences in market prices or information provided by other third party pricing services.

0 07710 M 1P03 S 106115



BNY MELLON

The Bank of New York Mellon Trust Company, N.A.

...NT COUNTY WATER AUTHORITY  
FINANCE DIRECTOR  
1072 MAIN ST  
WEST WARWICK RI 02893-3724

### Account Statement

Statement Period 03/01/2014 Through 03/31/2014

Account 112602  
KCWA GEN OP & MAINT ACCT

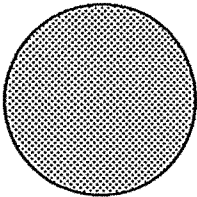
ADMINISTRATIVE CONTACT: ERIN METENY  
525 WILLIAM PENN PLACE AIM 153-3800-38TH FL  
PITTSBURGH, PA 15259  
412-234-6247  
ERIN.MYERS1@BNYMELLON.COM

CLIENT SERVICE MANAGER: SUSAN CALISE  
135 SANTILLI HIGHWAY AIM 026-0018  
EVERETT, MA 02149  
617-382-5217  
SUSAN.CALISE@BNYMELLON.COM

Go Paperless. Securely access your account online to view your statements. Ask your BNY Mellon contact how we can help you access your accounts, enter your own transactions or submit an audit confirmation online. Also be sure to ask how Connect(SM), our new web-based, single sign-on platform can help you go paperless.

Visit us at [www.bnymellon.com](http://www.bnymellon.com)

### Account Overview



Percent of all Investments	Asset Classification	Market Value
100%	CASH AND SHORT TERM	0.29
100%	TOTAL OF ALL INVESTMENTS	0.29

### Summary of Assets Held

Asset Classification	Market Value	Cost	Accrued Income	Est Annual Income	Market Yield
CASH AND SHORT TERM	0.29	0.29	0.00	0.00	0.00%
ACCOUNT TOTALS	0.29	0.29	0.00	0.00	0.00%

### Summary of Cash Transactions

Transaction Category	Current Period			Year-to-Date	
	Income	Principal	Realized Gains/Losses	Income	Principal
OPENING BALANCE	0.00	0.00		0.00	0.00
DIVIDENDS	0.01	0.00	0.00	0.05	0.00
SALES AND REDEMPTIONS	0.00	23,432.73	0.00	0.00	97,785.51
OTHER CASH ADDITIONS	0.00	923,432.74	0.00	0.00	2,897,785.56
PAYMENTS AND WITHDRAWALS	0.01 -	923,432.73 -	0.00	0.05 -	2,897,785.51 -
PURCHASES	0.00	23,432.74 -	0.00	0.00	97,785.56 -
CLOSING BALANCE	0.00	0.00	0.00	0.00	0.00

The above cash transactions summary is provided for information purposes only and may not reflect actual taxable income or deductible expenses as reportable under the Internal Revenue Code.

g  
q 7710  
m  
1 PD3  
s 106115

**Statement of Assets Held**

Shares / Par Value	Asset Description	Market Price Average Cost	Market Value Cost	Accrued Income Est Annual Income	Market Yield
<b>CASH AND SHORT TERM</b>					
0.290	FIDELITY INSTL M MKT GOVT #57 CLASS 1	1.00000	0.29	0.00	0.00%
	CUSIP: S99992780	1.00000	0.29	0.00	
<b>Total CASH AND SHORT TERM</b>			<b>0.29</b>	<b>0.00</b>	<b>0.00%</b>
<b>ACCOUNT TOTALS</b>			<b>0.29</b>	<b>0.00</b>	<b>0.00%</b>
Total Market Value Plus Total Accrued Income 0.29			<b>0.29</b>	<b>0.00</b>	

**Statement of Transactions**

Transaction Date	Transaction Description	Income	Principal	Cost	Realized Gains/Losses
03/01/14	OPENING BALANCE	0.00	0.00	0.28	
03/03/14	Cash Debit BANK OF AMERICA N.A, RI ABA: 011500010 728018921 KCWA GENERAL FUND WIRE TO KCWA - BANK OF AMERICA. PURPOSE OF PAYMENT - PARTIAL FUNDING OF APPROVED BUDGET PER REQ DATED 3/3/14. TRNDSP1403036015400	0.00	900,000.00 -	0.00	0.00
03/03/14	Cash Credit RECIEVED FROM 112600 REVENUE ACCOUNT PAYMENT OF OP + MAINT REQ DATED 03/03/14 KCWA GENERAL FUND. TRNIJ1403032423300	0.00	900,000.00	0.00	0.00
03/03/14	DAILY ENDING BALANCE	0.00	0.00	0.28	0.00
03/04/14	Purchase FIDELITY INSTL M MKT GOVT #57 CLASS 1 0.01 SHARES	0.00	0.01 -	0.01	0.00
03/04/14	Dividend FIDELITY INSTL M MKT GOVT #57 CLASS 1 DIVIDEND	0.01	0.00	0.00	0.00
03/04/14	Cash Debit TRANSFERRED TO ACCOUNT 112602 FF	0.01 -	0.00	0.00	0.00
03/04/14	Cash Credit TRANSFERRED FROM ACCOUNT 112602 FF	0.00	0.01	0.00	0.00
03/04/14	DAILY ENDING BALANCE	0.00	0.00	0.29	0.00
03/25/14	Purchase FIDELITY INSTL M MKT GOVT #57 CLASS 1 23,432.73 SHARES	0.00	23,432.73 -	23,432.73	0.00
03/25/14	Cash Credit RECIEVED FROM 112600 REVENUE ACCOUNT PAYMENT OF OP + MAINT REQ DATED 3/25/14 KCWA GENERAL FUND.	0.00	23,432.73	0.00	0.00
03/25/14	DAILY ENDING BALANCE	0.00	0.00	23,433.02	0.00
03/26/14	Sale FIDELITY INSTL M MKT GOVT #57 CLASS 1 23,432.73 SHARES	0.00	23,432.73	23,432.73 -	0.00
03/26/14	Check WATER QUALITY PROTECTION FUND FOR \$0.01054/100 GAL. WATER QUALITY PROTECTION SURCHARGE. RE: WATER PROTECTION FEB 2014.	0.00	3,408.19 -	0.00	0.00
03/26/14	Check GENERAL TREASURER, STATE OF RHODE ISLAND FOR \$0.01054/100 GAL. WATER QUALITY PROTECTION SURCHARGE. RE: WATER PROTECTION FEB 2014.	0.00	20,024.54 -	0.00	0.00
03/26/14	DAILY ENDING BALANCE	0.00	0.00	0.29	0.00

c 97710 m 1 PD3 s 106.115





**BNY MELLON**

The Bank of New York Mellon Trust Company, N.A.

**WENT COUNTY WATER AUTHORITY  
FINANCE DIRECTOR  
1072 MAIN ST  
WEST WARWICK RI 02893-3724**

### Account Statement

Statement Period 03/01/2014 Through 03/31/2014

Account 112603  
KCWA GEN REN & REP RESV ACCT


**ADMINISTRATIVE CONTACT: ERIN METENY**  
525 WILLIAM PENN PLACE AIM 153-3800-38TH FL  
PITTSBURGH, PA 15259  
412-234-6247  
ERIN.MYERS1@BNYMELLON.COM

**CLIENT SERVICE MANAGER: SUSAN CALISE**  
135 SANTILLI HIGHWAY AIM 026-0018  
EVERETT, MA 02149  
617-382-5217  
SUSAN.CALISE@BNYMELLON.COM

Go Paperless. Securely access your account online to view your statements. Ask your BNY Mellon contact how we can help you access your accounts, enter your own transactions or submit an audit confirmation online. Also be sure to ask how Connect(SM), our new web-based, single sign-on platform can help you go paperless.

Visit us at [www.bnymellon.com](http://www.bnymellon.com)

### Account Overview



Percent of all Investments	Asset Classification	Market Value
100%	CASH AND SHORT TERM	1,272,793.87
100%	<b>TOTAL OF ALL INVESTMENTS</b>	<b>1,272,793.87</b>

### Summary of Assets Held

Asset Classification	Market Value	Cost	Accrued Income	Est Annual Income	Market Yield
CASH AND SHORT TERM	1,272,793.87	1,272,793.87	0.00	127.28	0.01%
<b>ACCOUNT TOTALS</b>	<b>1,272,793.87</b>	<b>1,272,793.87</b>	<b>0.00</b>	<b>127.28</b>	<b>0.01%</b>

### Summary of Cash Transactions

Transaction Category	Current Period			Year-to-Date	
	Income	Principal	Realized Gains/Losses	Income	Principal
OPENING BALANCE	0.00	0.00		0.00	0.00
DIVIDENDS	9.79	0.00	0.00	31.48	0.00
OTHER CASH ADDITIONS	0.00	9.79	0.00	0.00	31.48
PAYMENTS AND WITHDRAWALS	9.79 -	0.00	0.00	31.48 -	0.00
PURCHASES	0.00	9.79 -	0.00	0.00	31.48 -
<b>CLOSING BALANCE</b>	<b>0.00</b>	<b>0.00</b>	<b>0.00</b>	<b>0.00</b>	<b>0.00</b>

The above cash transactions summary is provided for information purposes only and may not reflect actual taxable income or deductible expenses as reportable under the Internal Revenue Code.

BNY MELLON

The Bank of New York Mellon Trust Company, N.A.

Statement Period 03/01/2014 Through 03/31/2014  
 Account 112603  
 KCWA GEN REN & REP RESV ACCT

**Statement of Assets Held**

Shares / Par Value	Asset Description	Market Price Average Cost	Market Value Cost	Accrued Income Est Annual Income	Market Yield
<b>CASH AND SHORT TERM</b>					
1,272,793.870	FIDELITY INSTL M MKT GOVT #57 CLASS 1 CUSIP: S99992780	1.00000 1.00000	1,272,793.87 1,272,793.87	0.00 127.28	0.01% 0.01%
<b>Total CASH AND SHORT TERM</b>			<b>1,272,793.87</b>	<b>0.00</b>	<b>0.01%</b>
<b>ACCOUNT TOTALS</b>			<b>1,272,793.87</b>	<b>0.00</b>	<b>0.01%</b>
Total Market Value Plus Total Accrued Income 1,272,793.87			<b>1,272,793.87</b>	<b>127.28</b>	

**Statement of Transactions**

Transaction Date	Transaction Description	Income	Principal	Cost	Realized Gains/Losses
03/01/14	OPENING BALANCE	0.00	0.00	1,272,784.08	
03/04/14	Purchase FIDELITY INSTL M MKT GOVT #57 CLASS 1 9.79 SHARES	0.00	9.79 -	9.79	0.00
03/04/14	Dividend FIDELITY INSTL M MKT GOVT #57 CLASS 1 DIVIDEND	9.79	0.00	0.00	0.00
03/04/14	Cash Debit TRANSFERRED TO ACCOUNT 112603 FF	9.79 -	0.00	0.00	0.00
03/04/14	Cash Credit TRANSFERRED FROM ACCOUNT 112603 FF	0.00	9.79	0.00	0.00
03/04/14	DAILY ENDING BALANCE	0.00	0.00	1,272,793.87	0.00
03/31/14	CLOSING BALANCE	0.00	0.00	1,272,793.87	0.00

Cumulative realized capital gain and loss position from 12/31/2013 for securities held in principal of account:

Short Term: 0.00 \* Long Term: 0.00 \*

\* The above gain and loss position does not include transactions where tax cost information is incomplete or unavailable.

Cash and securities set forth on this Account Statement are held by The Bank of New York Mellon, an affiliate of The Bank of New York Mellon Trust Company, N.A. In addition, The Bank of New York Mellon Trust Company, N.A. may utilize subsidiaries and affiliates to provide services and certain products to the Account. Subsidiaries and affiliates may be compensated for their services and products.

The value of securities set forth on this Account Statement are obtained by The Bank of New York Mellon Trust Company, N.A., from its affiliate, The Bank of New York Mellon which determines such values for Global Corporate Trust on the basis of market prices and information obtained by The Bank of New York Mellon from unaffiliated third parties (including independent pricing vendors) ("third party pricing services"). The Bank of New York Mellon has not verified such market values or information and makes no assurances as to the accuracy or correctness of such market values or information or that the market values set forth on this Account Statement reflect the value of the securities that can be realized upon the sale of such securities. In addition, the market values for the securities set forth in this Account Statement may differ from the market prices and information for the same securities used by other business units of The Bank of New York Mellon Trust Company, N.A., The Bank of New York Mellon or their respective subsidiaries or affiliates based upon market prices and information received from other third party pricing services utilized by such other business units. Global Corporate Trust does not compare its market values with those used by, or reconcile different market values used by, other business units of The Bank of New York Mellon Trust Company, N.A., The Bank of New York Mellon or their respective subsidiaries or affiliates. Neither The Bank of New York Mellon Trust Company, N.A. nor The Bank of New York Mellon shall be liable for any loss, damage or expense incurred as a result of or arising from or related to the market values or information provided by third party pricing services or the differences in market prices or information provided by other third party pricing services.

Q 7710 M 1 P03 S 106418



BNY MELLON

The Bank of New York Mellon Trust Company, N.A.

KENT COUNTY WATER AUTHORITY  
FINANCE DIRECTOR  
1072 MAIN ST  
WEST WARWICK RI 02893-3724

### Account Statement

Statement Period 03/01/2014 Through 03/31/2014

Account 112604  
KCWA GENERAL RENEWAL AND REPLACEMENT AC

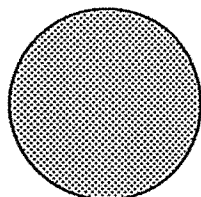
ADMINISTRATIVE CONTACT: ERIN METENY  
525 WILLIAM PENN PLACE AIM 153-3800-38TH FL  
PITTSBURGH, PA 15259  
412-234-6247  
ERIN.MYERS1@BNYMELLON.COM

CLIENT SERVICE MANAGER: SUSAN CALISE  
135 SANTILLI HIGHWAY AIM 026-0018  
EVERETT, MA 02149  
617-382-5217  
SUSAN.CALISE@BNYMELLON.COM

Go Paperless. Securely access your account online to view your statements. Ask your BNY Mellon contact how we can help you access your accounts, enter your own transactions or submit an audit confirmation online. Also be sure to ask how Connect(SM), our new web-based, single sign-on platform can help you go paperless.

Visit us at [www.bnymellon.com](http://www.bnymellon.com)

### Account Overview



Percent of all Investments	Asset Classification	Market Value
100%	CASH AND SHORT TERM	237,930.73
100%	TOTAL OF ALL INVESTMENTS	237,930.73

### Summary of Assets Held

Asset Classification	Market Value	Cost	Accrued Income	Est Annual Income	Market Yield
CASH AND SHORT TERM	237,930.73	237,930.73	0.00	23.79	0.00%
ACCOUNT TOTALS	237,930.73	237,930.73	0.00	23.79	0.00%

### Summary of Cash Transactions

Transaction Category	Current Period			Year-to-Date	
	Income	Principal	Realized Gains/Losses	Income	Principal
OPENING BALANCE	0.00	0.00		0.00	0.00
DIVIDENDS	1.68	0.00	0.00	6.61	0.00
SALES AND REDEMPTIONS	0.00	0.00	0.00	0.00	75,442.67
OTHER CASH ADDITIONS	0.00	8,335.01	0.00	0.00	25,006.60
PAYMENTS AND WITHDRAWALS	1.68 -	0.00	0.00	6.61 -	83,776.00 -
PURCHASES	0.00	8,335.01 -	0.00	0.00	16,673.27 -
CLOSING BALANCE	0.00	0.00	0.00	0.00	0.00

The above cash transactions summary is provided for information purposes only and may not reflect actual taxable income or deductible expenses as reportable under the Internal Revenue Code.

9 97710 m 1 P03 S 106119

**Statement of Assets Held**

Shares / Par Value	Asset Description	Market Price Average Cost	Market Value Cost	Accrued Income Est Annual Income	Market Yield
<b>CASH AND SHORT TERM</b>					
237,930.730	FIDELITY INSTL M MKT GOVT #57 CLASS 1	1.00000	237,930.73	0.00	0.00%
	CUSIP: S99992780	1.00000	237,930.73	23.79	
<b>Total CASH AND SHORT TERM</b>			<b>237,930.73</b>	<b>0.00</b>	<b>0.00%</b>
			<b>237,930.73</b>	<b>23.79</b>	
<b>ACCOUNT TOTALS</b>			<b>237,930.73</b>	<b>0.00</b>	<b>0.00%</b>
			<b>237,930.73</b>	<b>23.79</b>	
Total Market Value Plus Total Accrued Income 237,930.73					

**Statement of Transactions**

Transaction Date	Transaction Description	Income	Principal	Cost	Realized Gains/Losses
03/01/14	OPENING BALANCE	0.00	0.00	229,595.72	
03/04/14	Purchase FIDELITY INSTL M MKT GOVT #57 CLASS 1 1.68 SHARES	0.00	1.68 -	1.68	0.00
03/04/14	Dividend FIDELITY INSTL M MKT GOVT #57 CLASS 1 DIVIDEND	1.68	0.00	0.00	0.00
03/04/14	Cash Debit TRANSFERRED TO ACCOUNT 112604 FF	1.68 -	0.00	0.00	0.00
03/04/14	Cash Credit TRANSFERRED FROM ACCOUNT 112604 FF	0.00	1.68	0.00	0.00
03/04/14	DAILY ENDING BALANCE	0.00	0.00	229,597.40	0.00
03/31/14	Purchase FIDELITY INSTL M MKT GOVT #57 CLASS 1 8,333.33 SHARES	0.00	8,333.33 -	8,333.33	0.00
03/31/14	Cash Credit MONTHLY DEPOSIT FROM REV A/C 112600 OF FUNDS NECESSARY TO COVER APPROVED BUDGET EXPENSES WITH RESPECT TO R&R TRNIIJ1403311034700	0.00	8,333.33	0.00	0.00
03/31/14	DAILY ENDING BALANCE	0.00	0.00	237,930.73	0.00
03/31/14	CLOSING BALANCE	0.00	0.00	237,930.73	0.00

Cumulative realized capital gain and loss position from 12/31/2013 for securities held in principal of account:

Short Term: 0.00 \* Long Term: 0.00 \*

\* The above gain and loss position does not include transactions where tax cost information is incomplete or unavailable.

Cash and securities set forth on this Account Statement are held by The Bank of New York Mellon, an affiliate of The Bank of New York Mellon Trust Company, N.A. In addition, The Bank of New York Mellon Trust Company, N.A. may utilize subsidiaries and affiliates to provide services and certain products to the Account. Subsidiaries and affiliates may be compensated for their services and products.

The value of securities set forth on this Account Statement are obtained by The Bank of New York Mellon Trust Company, N.A., from its affiliate, The Bank of New York Mellon which determines such values for Global Corporate Trust on the basis of market prices and information obtained by The Bank of New York Mellon from unaffiliated third parties (including independent pricing vendors) ("third party pricing services"). The Bank of New York Mellon has not verified such market values or information and makes no assurances as to the accuracy or correctness of such market values or information or that the market values set forth on this Account Statement reflect the value of the securities that can be realized upon the sale of such securities. In addition, the market values for the securities set forth in this Account Statement may differ from the market prices and information for the securities used by other business units of The Bank of New York Mellon Trust Company, N.A., The Bank of New York Mellon or their respective subsidiaries or affiliates based upon market prices and information received from other third party pricing services utilized by such other business units. Global Corporate Trust does not compare its market values with those used by, or reconcile different market values used by, other business units of The Bank of New York Mellon Trust Company, N.A., The Bank of New York Mellon or their respective subsidiaries or affiliates. Neither The Bank of New York Mellon Trust Company, N.A. nor The Bank of New York Mellon shall be liable for any loss, damage or expense incurred as a result of or arising from or related to the market values or information provided by third party pricing services or the differences in market prices or information provided by other third party pricing services.



BNY MELLON

The Bank of New York Mellon Trust Company, N.A.

PROVIDENT COUNTY WATER AUTHORITY  
FINANCE DIRECTOR  
1072 MAIN ST  
WEST WARWICK RI 02893-3724

### Account Statement

Statement Period 03/01/2014 Through 03/31/2014

Account 112605  
KCWA INFRASTRUCTURE ACCT


ADMINISTRATIVE CONTACT: ERIN METENY  
525 WILLIAM PENN PLACE AIM 153-3800-38TH FL  
PITTSBURGH, PA 15259  
412-234-6247  
ERIN.MYERS1@BNYMELLON.COM

CLIENT SERVICE MANAGER: SUSAN CALISE  
135 SANTILLI HIGHWAY AIM 026-0018  
EVERETT, MA 02149  
617-382-5217  
SUSAN.CALISE@BNYMELLON.COM

Go Paperless. Securely access your account online to view your statements. Ask your BNY Mellon contact how we can help you access your accounts, enter your own transactions or submit an audit confirmation online. Also be sure to ask how Connect(SM), our new web-based, single sign-on platform can help you go paperless.

Visit us at [www.bnymellon.com](http://www.bnymellon.com)

### Account Overview



Percent of all Investments	Asset Classification	Market Value
100%	CASH AND SHORT TERM	6,223,107.90
100%	TOTAL OF ALL INVESTMENTS	6,223,107.90

### Summary of Assets Held

Asset Classification	Market Value	Cost	Accrued Income	Est Annual Income	Market Yield
CASH AND SHORT TERM	6,223,107.90	6,223,107.90	0.00	622.31	0.00%
ACCOUNT TOTALS	6,223,107.90	6,223,107.90	0.00	622.31	0.00%

### Summary of Cash Transactions

Transaction Category	Current Period			Year-to-Date	
	Income	Principal	Realized Gains/Losses	Income	Principal
OPENING BALANCE	0.00	0.00		0.00	0.00
DIVIDENDS	42.26	0.00	0.00	137.00	0.00
SALES AND REDEMPTIONS	0.00	0.00	0.00	0.00	1,219,196.46
OTHER CASH ADDITIONS	0.00	450,042.26	0.00	0.00	1,350,137.00
PAYMENTS AND WITHDRAWALS	42.26 -	0.00	0.00	137.00 -	1,219,196.46 -
PURCHASES	0.00	450,042.26 -	0.00	0.00	1,350,137.00 -
CLOSING BALANCE	0.00	0.00	0.00	0.00	0.00

The above cash transactions summary is provided for information purposes only and may not reflect actual taxable income or deductible expenses as reportable under the Internal Revenue Code.

97710 M 1P03 S 106-120

**Statement of Assets Held**

Shares / Par Value	Asset Description	Market Price Average Cost	Market Value Cost	Accrued Income Est Annual Income	Market Yield
<b>CASH AND SHORT TERM</b>					
6,223,107.900	FIDELITY INSTL M MKT GOVT #57 CLASS 1	1.00000	6,223,107.90	0.00	0.00%
	CUSIP: S99992780	1.00000	6,223,107.90	622.31	
<b>Total CASH AND SHORT TERM</b>			<b>6,223,107.90</b>	<b>0.00</b>	<b>0.00%</b>
			<b>6,223,107.90</b>	<b>622.31</b>	
<b>ACCOUNT TOTALS</b>			<b>6,223,107.90</b>	<b>0.00</b>	<b>0.00%</b>
			<b>6,223,107.90</b>	<b>622.31</b>	
Total Market Value Plus Total Accrued Income 6,223,107.90					

**Statement of Transactions**

Transaction Date	Transaction Description	Income	Principal	Cost	Realized Gains/Losses
03/01/14	OPENING BALANCE	0.00	0.00	5,773,065.64	
03/04/14	Purchase FIDELITY INSTL M MKT GOVT #57 CLASS 1 42.26 SHARES	0.00	42.26 -	42.26	0.00
03/04/14	Dividend FIDELITY INSTL M MKT GOVT #57 CLASS 1 DIVIDEND	42.26	0.00	0.00	0.00
03/04/14	Cash Debit TRANSFERRED TO ACCOUNT 112605 FF	42.26 -	0.00	0.00	0.00
03/04/14	Cash Credit TRANSFERRED FROM ACCOUNT 112605 FF	0.00	42.26	0.00	0.00
03/04/14	DAILY ENDING BALANCE	0.00	0.00	5,773,107.90	0.00
03/31/14	Purchase FIDELITY INSTL M MKT GOVT #57 CLASS 1 450,000.00 SHARES	0.00	450,000.00 -	450,000.00	0.00
03/31/14	Cash Credit MONTHLY DEPOSIT FROM REVENUE A/C 112600 FUNDS NECESSARY TO COVER APPROVED BUDGET EXPENSES WITH RESPECT TO INFRAST TRNIIJ1403311034900	0.00	450,000.00	0.00	0.00
03/31/14	DAILY ENDING BALANCE	0.00	0.00	6,223,107.90	0.00
03/31/14	CLOSING BALANCE	0.00	0.00	6,223,107.90	0.00

Cumulative realized capital gain and loss position from 12/31/2013 for securities held in principal of account:

Short Term: 0.00 \* Long Term: 0.00 \*

\* The above gain and loss position does not include transactions where tax cost information is incomplete or unavailable.

Cash and securities set forth on this Account Statement are held by The Bank of New York Mellon, an affiliate of The Bank of New York Mellon Trust Company, N.A. In addition, The Bank of New York Mellon Trust Company, N.A. may utilize subsidiaries and affiliates to provide services and certain products to the Account. Subsidiaries and affiliates may be compensated for their services and products.

The value of securities set forth on this Account Statement are obtained by The Bank of New York Mellon Trust Company, N.A., from its affiliate, The Bank of New York Mellon which determines such values for Global Corporate Trust on the basis of market prices and information obtained by The Bank of New York Mellon from unaffiliated third parties (including independent pricing vendors) ("third party pricing services"). The Bank of New York Mellon has not verified such market values or information and makes no assurances as to the accuracy or correctness of such market values or information or that the market values set forth on this Account Statement reflect the value of the securities that can be realized upon the sale of such securities. In addition, the market values for the securities set forth in this Account Statement may differ from the market prices and information for the same securities used by other business units of The Bank of New York Mellon Trust Company, N.A., The Bank of New York Mellon or their respective subsidiaries or affiliates based upon market prices and information received from other third party pricing services utilized by such other business units. Global Corporate Trust does not compare its market values with those used by, or reconcile different market values used by, other business units of The Bank of New York Mellon Trust Company, N.A., The Bank of New York Mellon or their respective subsidiaries or affiliates. Neither The Bank of New York Mellon Trust Company, N.A. nor The Bank of New York Mellon shall be liable for any loss, damage or expense incurred as a result of or arising from or related to the market values or information provided by third party pricing services or the differences in market prices or information provided by other third party pricing services.



BNY MELLON

The Bank of New York Mellon Trust Company, N.A.

WENT COUNTY WATER AUTHORITY  
FINANCE DIRECTOR  
1072 MAIN ST  
WEST WARWICK RI 02893-3724

### Account Statement

Statement Period 03/01/2014 Through 03/31/2014

Account 112606  
KCWA OPER & MAIN RESERVE ACCT

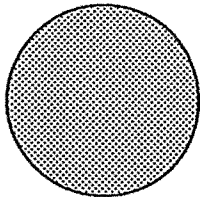
ADMINISTRATIVE CONTACT: ERIN METENY  
525 WILLIAM PENN PLACE AIM 153-3800-38TH FL  
PITTSBURGH, PA 15259  
412-234-6247  
ERIN.MYERS1@BNYMELLON.COM

CLIENT SERVICE MANAGER: SUSAN CALISE  
135 SANTILLI HIGHWAY AIM 026-0018  
EVERETT, MA 02149  
617-382-5217  
SUSAN.CALISE@BNYMELLON.COM

Go Paperless. Securely access your account online to view your statements. Ask your BNY Mellon contact how we can help you access your accounts, enter your own transactions or submit an audit confirmation online. Also be sure to ask how Connect(SM), our new web-based, single sign-on platform can help you go paperless.

Visit us at [www.bnymellon.com](http://www.bnymellon.com)

### Account Overview



Percent of all Investments	Asset Classification	Market Value
100%	CASH AND SHORT TERM	2,493,221.76
100%	TOTAL OF ALL INVESTMENTS	2,493,221.76

### Summary of Assets Held

Asset Classification	Market Value	Cost	Accrued Income	Est Annual Income	Market Yield
CASH AND SHORT TERM	2,493,221.76	2,493,221.76	0.00	249.32	0.00%
ACCOUNT TOTALS	2,493,221.76	2,493,221.76	0.00	249.32	0.00%

### Summary of Cash Transactions

Transaction Category	Current Period			Year-to-Date	
	Income	Principal	Realized Gains/Losses	Income	Principal
OPENING BALANCE	0.00	0.00		0.00	0.00
DIVIDENDS	19.08	0.00	0.00	61.33	0.00
OTHER CASH ADDITIONS	0.00	19.08	0.00	0.00	61.33
PAYMENTS AND WITHDRAWALS	19.08 -	0.00	0.00	61.33 -	0.00
PURCHASES	0.00	19.08 -	0.00	0.00	61.33 -
CLOSING BALANCE	0.00	0.00	0.00	0.00	0.00

The above cash transactions summary is provided for information purposes only and may not reflect actual taxable income or deductible expenses as reportable under the Internal Revenue Code.

9770 m 1P03 s 106121

**Statement of Assets Held**

Shares / Par Value	Asset Description	Market Price Average Cost	Market Value Cost	Accrued Income Est Annual Income	Market Yield
<b>CASH AND SHORT TERM</b>					
2,493,221.760	FIDELITY INSTL M MKT GOVT #57 CLASS 1 CUSIP: S99992780	1.00000 1.00000	2,493,221.76 2,493,221.76	0.00 249.32	0.00% 0.00%
<b>Total CASH AND SHORT TERM</b>			<b>2,493,221.76</b>	<b>0.00</b>	<b>0.00%</b>
<b>ACCOUNT TOTALS</b>			<b>2,493,221.76</b>	<b>0.00</b>	<b>0.00%</b>
Total Market Value Plus Total Accrued Income 2,493,221.76					

**Statement of Transactions**

Transaction Date	Transaction Description	Income	Principal	Cost	Realized Gains/Losses
03/01/14	OPENING BALANCE	0.00	0.00	2,493,202.68	
03/04/14	Purchase FIDELITY INSTL M MKT GOVT #57 CLASS 1 19.08 SHARES	0.00	19.08 -	19.08	0.00
03/04/14	Dividend FIDELITY INSTL M MKT GOVT #57 CLASS 1 DIVIDEND	19.08	0.00	0.00	0.00
03/04/14	Cash Debit TRANSFERRED TO ACCOUNT 112606 FF	19.08 -	0.00	0.00	0.00
03/04/14	Cash Credit TRANSFERRED FROM ACCOUNT 112606 FF	0.00	19.08	0.00	0.00
03/04/14	DAILY ENDING BALANCE	0.00	0.00	2,493,221.76	0.00
03/31/14	CLOSING BALANCE	0.00	0.00	2,493,221.76	0.00

Cumulative realized capital gain and loss position from 12/31/2013 for securities held in principal of account:

Short Term: 0.00 \* Long Term: 0.00 \*

\* The above gain and loss position does not include transactions where tax cost information is incomplete or unavailable.

Cash and securities set forth on this Account Statement are held by The Bank of New York Mellon, an affiliate of The Bank of New York Mellon Trust Company, N.A. In addition, The Bank of New York Mellon Trust Company, N.A. may utilize subsidiaries and affiliates to provide services and certain products to the Account. Subsidiaries and affiliates may be compensated for their services and products.

The value of securities set forth on this Account Statement are obtained by The Bank of New York Mellon Trust Company, N.A., from its affiliate, The Bank of New York Mellon which determines such values for Global Corporate Trust on the basis of market prices and information obtained by The Bank of New York Mellon from unaffiliated third parties (including independent pricing vendors) ("third party pricing services"). The Bank of New York Mellon has not verified such market values or information and makes no assurances as to the accuracy or correctness of such market values or information or that the market values set forth on this Account Statement reflect the value of the securities that can be realized upon the sale of such securities. In addition, the market values for the securities set forth in this Account Statement may differ from the market prices and information for the securities used by other business units of The Bank of New York Mellon Trust Company, N.A., The Bank of New York Mellon or their respective subsidiaries or affiliates based upon market prices and information received from other third party pricing services utilized by such other business units. Global Corporate Trust does not compare its market values with those used by, or reconcile different market values used by, other business units of The Bank of New York Mellon Trust Company, N.A., The Bank of New York Mellon or their respective subsidiaries or affiliates. Neither The Bank of New York Mellon Trust Company, N.A. nor The Bank of New York Mellon shall be liable for any loss, damage or expense incurred as a result of or arising from or related to the market values or information provided by third party pricing services or the differences in market prices or information provided by other third party pricing services.





BNY MELLON

The Bank of New York Mellon Trust Company, N.A.

RUNTON MANAGEMENT CO INC RI  
SUNT COUNTY WATER AUTHORITY  
FINANCE DIRECTOR  
1072 MAIN ST  
WEST WARWICK RI 02893-3724

### Account Statement

Statement Period 03/01/2014 Through 03/31/2014

Account 112612  
KCWA SER 2004A DEBT SERVICE FD

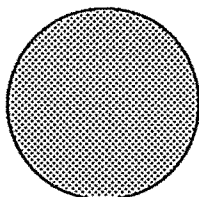
ADMINISTRATIVE CONTACT: ERIN METENY  
525 WILLIAM PENN PLACE AIM 153-3800-38TH FL  
PITTSBURGH, PA 15259  
412-234-6247  
ERIN.MYERS1@BNYMELLON.COM

CLIENT SERVICE MANAGER: SUSAN CALISE  
135 SANTILLI HIGHWAY AIM 026-0018  
EVERETT, MA 02149  
617-382-5217  
SUSAN.CALISE@BNYMELLON.COM

Go Paperless. Securely access your account online to view your statements. Ask your BNY Mellon contact how we can help you access your accounts, enter your own transactions or submit an audit confirmation online. Also be sure to ask how Connect(SM), our new web-based, single sign-on platform can help you go paperless.

Visit us at [www.bnymellon.com](http://www.bnymellon.com)

### Account Overview



Percent of all Investments	Asset Classification	Market Value
100%	CASH AND SHORT TERM	811,625.31
100%	TOTAL OF ALL INVESTMENTS	811,625.31

### Summary of Assets Held

Asset Classification	Market Value	Cost	Accrued Income	Est Annual Income	Market Yield
CASH AND SHORT TERM	811,625.31	811,625.31	0.00	81.16	0.00%
ACCOUNT TOTALS	811,625.31	811,625.31	0.00	81.16	0.00%

### Summary of Cash Transactions

Transaction Category	Current Period			Year-to-Date	
	Income	Principal	Realized Gains/Losses	Income	Principal
OPENING BALANCE	0.00	0.00		0.00	0.00
DIVIDENDS	4.82	0.00	0.00	13.45	0.00
SALES AND REDEMPTIONS	0.00	0.00	0.00	0.00	18,056.25
OTHER CASH ADDITIONS	0.00	92,180.86	0.00	0.00	276,541.57
PAYMENTS AND WITHDRAWALS	4.82 -	0.00	0.00	13.45 -	18,056.25 -
PURCHASES	0.00	92,180.86 -	0.00	0.00	276,541.57 -
CLOSING BALANCE	0.00	0.00	0.00	0.00	0.00

The above cash transactions summary is provided for information purposes only and may not reflect actual taxable income or deductible expenses as reportable under the Internal Revenue Code.

5  
97710  
M  
1 P03  
S 106122

**Statement of Assets Held**

Shares / Par Value	Asset Description	Market Price Average Cost	Market Value Cost	Accrued Income Est Annual Income	Market Yield
<b>CASH AND SHORT TERM</b>					
811,625.310	FIDELITY INSTL M MKT GOVT #57 CLASS 1 CUSIP: S99992780	1.00000 1.00000	811,625.31 811,625.31	0.00 81.16	0.00% 0.00%
<b>Total CASH AND SHORT TERM</b>			<b>811,625.31</b>	<b>0.00</b>	<b>0.00%</b>

<b>ACCOUNT TOTALS</b>			<b>811,625.31</b>	<b>0.00</b>	<b>0.00%</b>
Total Market Value Plus Total Accrued Income 811,625.31			<b>811,625.31</b>	<b>81.16</b>	

**Statement of Transactions**

Transaction Date	Transaction Description	Income	Principal	Cost	Realized Gains/Losses
03/01/14	OPENING BALANCE	0.00	0.00	719,444.45	
03/04/14	Purchase FIDELITY INSTL M MKT GOVT #57 CLASS 1 4.82 SHARES	0.00	4.82 -	4.82	0.00
03/04/14	Dividend FIDELITY INSTL M MKT GOVT #57 CLASS 1 DIVIDEND	4.82	0.00	0.00	0.00
03/04/14	Cash Debit TRANSFERRED TO ACCOUNT 112612 FF	4.82 -	0.00	0.00	0.00
03/04/14	Cash Credit TRANSFERRED FROM ACCOUNT 112612 FF	0.00	4.82	0.00	0.00
03/04/14	DAILY ENDING BALANCE	0.00	0.00	719,449.27	0.00
03/31/14	Purchase FIDELITY INSTL M MKT GOVT #57 CLASS 1 92,176.04 SHARES	0.00	92,176.04 -	92,176.04	0.00
03/31/14	Cash Credit MONTHLY DEPOSIT FROM REVENUE A/C 112600 OF FUNDS NECESSARY TO COVER MONTHLY LOAN PAYMENT OBLIGATION ON SERIES 2004 BONDS TRNIJ1403311035100	0.00	92,176.04	0.00	0.00
03/31/14	DAILY ENDING BALANCE	0.00	0.00	811,625.31	0.00
03/31/14	CLOSING BALANCE	0.00	0.00	811,625.31	0.00

Cumulative realized capital gain and loss position from 12/31/2013 for securities held in principal of account:

Short Term: 0.00 \* Long Term: 0.00 \*

\* The above gain and loss position does not include transactions where tax cost information is incomplete or unavailable.

Cash and securities set forth on this Account Statement are held by The Bank of New York Mellon, an affiliate of The Bank of New York Mellon Trust Company, N.A. In addition, The Bank of New York Mellon Trust Company, N.A. may utilize subsidiaries and affiliates to provide services and certain products to the Account. Subsidiaries and affiliates may be compensated for their services and products.

The value of securities set forth on this Account Statement are obtained by The Bank of New York Mellon Trust Company, N.A., from its affiliate, The Bank of New York Mellon which determines such values for Global Corporate Trust on the basis of market prices and information obtained by The Bank of New York Mellon from unaffiliated third parties (including independent pricing vendors) ("third party pricing services"). The Bank of New York Mellon has not verified such market values or information and makes no assurances as to the accuracy or correctness of such market values or information or that the market values set forth on this Account Statement reflect the value of the securities that can be realized upon the sale of such securities. In addition, the market values for the securities set forth in this Account Statement may differ from the market prices and information for the same securities used by other business units of The Bank of New York Mellon Trust Company, N.A., The Bank of New York Mellon or their respective subsidiaries or affiliates based upon market prices and information received from other third party pricing services utilized by such other business units. Global Corporate Trust does not compare its market values with those used by, or reconcile different market values used by, other business units of The Bank of New York Mellon Trust Company, N.A., The Bank of New York Mellon or their respective subsidiaries or affiliates. Neither The Bank of New York Mellon Trust Company, N.A. nor The Bank of New York Mellon shall be liable for any loss, damage or expense incurred as a result of or arising from or related to the market values or information provided by third party pricing services or the differences in market prices or information provided by other third party pricing services.



**BNY MELLON**

The Bank of New York Mellon Trust Company, N.A.

**RUNT COUNTY WATER AUTHORITY  
FINANCE DIRECTOR  
1072 MAIN ST  
WEST WARWICK RI 02893-3724**

### Account Statement

Statement Period 03/01/2014 Through 03/31/2014

Account 112613  
KCWA SER 2004A DEBT SERV RESRV


**ADMINISTRATIVE CONTACT: ERIN METENY**  
525 WILLIAM PENN PLACE AIM 153-3800-38TH FL  
PITTSBURGH, PA 15259  
412-234-6247  
ERIN.MYERS1@BNYMELLON.COM

**CLIENT SERVICE MANAGER: SUSAN CALISE**  
135 SANTILLI HIGHWAY AIM 026-0018  
EVERETT, MA 02149  
617-382-5217  
SUSAN.CALISE@BNYMELLON.COM

Go Paperless. Securely access your account online to view your statements. Ask your BNY Mellon contact how we can help you access your accounts, enter your own transactions or submit an audit confirmation online. Also be sure to ask how Connect(SM), our new web-based, single sign-on platform can help you go paperless.

Visit us at [www.bnymellon.com](http://www.bnymellon.com)

### Account Overview



Percent of all Investments	Asset Classification	Market Value
100%	CASH AND SHORT TERM	225,640.03
100%	<b>TOTAL OF ALL INVESTMENTS</b>	<b>225,640.03</b>

### Summary of Assets Held

Asset Classification	Market Value	Cost	Accrued Income	Est Annual Income	Market Yield
CASH AND SHORT TERM	225,640.03	225,640.03	0.00	22.56	0.00%
<b>ACCOUNT TOTALS</b>	<b>225,640.03</b>	<b>225,640.03</b>	<b>0.00</b>	<b>22.56</b>	<b>0.00%</b>

### Summary of Cash Transactions

Transaction Category	Current Period			Year-to-Date	
	Income	Principal	Realized Gains/Losses	Income	Principal
OPENING BALANCE	1.42	0.00		0.00	0.00
DIVIDENDS	1.71	0.00	0.00	3.18	0.00
INTEREST	0.00	0.00	0.00	4,103.36	0.00
SALES AND REDEMPTIONS	0.00	0.00	0.00	0.00	215,909.64
PAYMENTS AND WITHDRAWALS	0.00	0.00	0.00	4,103.41 -	0.00
PURCHASES	0.00	0.00	0.00	0.00	215,909.64 -
<b>CLOSING BALANCE</b>	<b>3.13</b>	<b>0.00</b>	<b>0.00</b>	<b>3.13</b>	<b>0.00</b>

The above cash transactions summary is provided for information purposes only and may not reflect actual taxable income or deductible expenses as reportable under the Internal Revenue Code.

g 9710 m 1 P03 s 106123



The Bank of New York Mellon Trust Company, N.A.

Statement Period 03/01/2014 Through 03/31/2014  
 Account 112613  
 KCWA SER 2004A DEBT SERV RESRV

### Statement of Assets Held

Shares / Par Value	Asset Description	Market Price Average Cost	Market Value Cost	Accrued Income Est Annual Income	Market Yield
<b>CASH AND SHORT TERM</b>					
225,636.900	FIDELITY INSTL M MKT GOVT #57 CLASS 1 CUSIP: S99992780	1.00000 1.00000	225,636.90 225,636.90	0.00 22.56	0.00%
	CASH BALANCE	0.00000 0.00000	3.13 3.13	0.00 0.00	0.00%
<b>Total CASH AND SHORT TERM</b>			<b>225,640.03</b> <b>225,640.03</b>	<b>0.00</b> <b>22.56</b>	<b>0.00%</b>
<b>ACCOUNT TOTALS</b>			<b>225,640.03</b>	<b>0.00</b>	<b>0.00%</b>
Total Market Value Plus Total Accrued Income 225,640.03					

### Statement of Transactions

Transaction Date	Transaction Description	Income	Principal	Cost	Realized Gains/Losses
03/01/14	OPENING BALANCE	1.42	0.00	225,636.90	
03/04/14	Dividend FIDELITY INSTL M MKT GOVT #57 CLASS 1 DIVIDEND	1.71	0.00	0.00	0.00
03/04/14	DAILY ENDING BALANCE	3.13	0.00	225,636.90	0.00
03/31/14	CLOSING BALANCE	3.13	0.00	225,636.90	0.00

Cumulative realized capital gain and loss position from 12/31/2013 for securities held in principal of account:

Short Term: 0.00 \* Long Term: 0.00 \*

\* The above gain and loss position does not include transactions where tax cost information is incomplete or unavailable.

Cash and securities set forth on this Account Statement are held by The Bank of New York Mellon, an affiliate of The Bank of New York Mellon Trust Company, N.A. In addition, The Bank of New York Mellon Trust Company, N.A. may utilize subsidiaries and affiliates to provide services and certain products to the Account. Subsidiaries and affiliates may be compensated for their services and products.

The value of securities set forth on this Account Statement are obtained by The Bank of New York Mellon Trust Company, N.A., from its affiliate, The Bank of New York Mellon which determines such values for Global Corporate Trust on the basis of market prices and information obtained by The Bank of New York Mellon from unaffiliated third parties (including independent pricing vendors) ("third party pricing services"). The Bank of New York Mellon has not verified such market values or information and makes no assurances as to the accuracy or correctness of such market values or information or that the market values set forth on this Account Statement reflect the value of the securities that can be realized upon the sale of such securities. In addition, the market values for the securities set forth in this Account Statement may differ from the market prices and information for the securities used by other business units of The Bank of New York Mellon Trust Company, N.A., The Bank of New York Mellon or their respective subsidiaries or affiliates based upon market prices and information received from other third party pricing services utilized by such other business units. Global Corporate Trust does not compare its market values with those used by, or reconcile different market values used by, other business units of The Bank of New York Mellon Trust Company, N.A., The Bank of New York Mellon or their respective subsidiaries or affiliates. Neither The Bank of New York Mellon Trust Company, N.A. nor The Bank of New York Mellon shall be liable for any loss, damage or expense incurred as a result of or arising from or related to the market values or information provided by third party pricing services or the differences in market prices or information provided by other third party pricing services.

9/17/10 11:08 3 10/12/13



**BNY MELLON**

The Bank of New York Mellon Trust Company, N.A.

**KENT COUNTY WATER AUTHORITY**  
FINANCE DIRECTOR  
1072 MAIN STREET  
WEST WARWICK RI 02893

### Account Statement

Statement Period 03/01/2014 Through 03/31/2014

Account 853023  
KENT COUNTY WATER AUTHORITY  
GENERAL REFUNDING REVENUE BONDS  
2012 SERIES A


**ADMINISTRATIVE CONTACT: ERIN METENY**  
525 WILLIAM PENN PLACE AIM 153-3800-38TH FL  
PITTSBURGH, PA 15259  
412-234-6247  
ERIN.MYERS1@BNYMELLON.COM

**CLIENT SERVICE MANAGER: SUSAN CALISE**  
135 SANTILLI HIGHWAY AIM 026-0018  
EVERETT, MA 02149  
617-382-5217  
SUSAN.CALISE@BNYMELLON.COM

Go Paperless. Securely access your account online to view your statements. Ask your BNY Mellon contact how we can help you access your accounts, enter your own transactions or submit an audit confirmation online. Also be sure to ask how Connect(SM), our new web-based, single sign-on platform can help you go paperless.

Visit us at [www.bnymellon.com](http://www.bnymellon.com)

### Account Overview



Percent of all Investments	Asset Classification	Market Value
100%	CASH AND SHORT TERM	1,798,862.64
100%	<b>TOTAL OF ALL INVESTMENTS</b>	<b>1,798,862.64</b>

### Summary of Assets Held

Asset Classification	Market Value	Cost	Accrued Income	Est Annual Income	Market Yield
CASH AND SHORT TERM	1,798,862.64	1,774,705.61	0.00	49,476.71	2.75%
<b>ACCOUNT TOTALS</b>	<b>1,798,862.64</b>	<b>1,774,705.61</b>	<b>0.00</b>	<b>49,476.71</b>	<b>2.75%</b>

### Summary of Cash Transactions

Transaction Category	Current Period			Year-to-Date	
	Income	Principal	Realized Gains/Losses	Income	Principal
OPENING BALANCE	0.00	0.00		0.00	0.00
DIVIDENDS	3.87	0.00	0.00	16.56	0.00
INTEREST	0.00	0.00	0.00	20,198.30	0.00
SALES AND REDEMPTIONS	0.00	0.00	0.00	0.00	2,341,487.04
OTHER CASH ADDITIONS	0.00	3.87	0.00	0.00	20,214.86
PAYMENTS AND WITHDRAWALS	3.87 -	0.00	0.00	20,214.86 -	0.00
PURCHASES	0.00	3.87 -	0.00	0.00	2,361,701.90 -
<b>CLOSING BALANCE</b>	<b>0.00</b>	<b>0.00</b>	<b>0.00</b>	<b>0.00</b>	<b>0.00</b>

The above cash transactions summary is provided for information purposes only and may not reflect actual taxable income or deductible expenses as reportable under the Internal Revenue Code.

97710 m 1P03 s 106125



BNY MELLON

The Bank of New York Mellon Trust Company, N.A.

Statement Period 03/01/2014 Through 03/31/2014

Account 853023

KCWA SER 2012 DSR FUND

### Statement of Assets Held

Shares / Par Value	Asset Description	Market Price Average Cost	Market Value Cost	Accrued Income Est Annual Income	Market Yield
<b>CASH AND SHORT TERM</b>					
496,007.270	FIDELITY INSTL M MKT GOVT #57 CLASS 1 CUSIP: S99992780	1.00000	496,007.27	0.00	0.00%
1,303,000.000	UNITED STATES TREAS BILLS CUSIP: 912796DH9 MATURITY DATE: 07/10/2014 RATE: 0.00%	99.98890 98.13495	1,302,855.37 1,278,698.34	0.00 49,427.11	3.79%
<b>Total CASH AND SHORT TERM</b>			<b>1,798,862.64</b> <b>1,774,705.61</b>	<b>0.00</b> <b>49,476.71</b>	<b>2.75%</b>
<b>ACCOUNT TOTALS</b>			<b>1,798,862.64</b> <b>1,774,705.61</b>	<b>0.00</b> <b>49,476.71</b>	<b>2.75%</b>
Total Market Value Plus Total Accrued Income 1,798,862.64					

### Statement of Transactions

Transaction Date	Transaction Description	Income	Principal	Cost	Realized Gains/Losses
03/01/14	OPENING BALANCE	0.00	0.00	1,774,701.74	
03/04/14	Purchase FIDELITY INSTL M MKT GOVT #57 CLASS 1 3.87 SHARES	0.00	3.87	3.87	0.00
03/04/14	Dividend FIDELITY INSTL M MKT GOVT #57 CLASS 1 DIVIDEND	3.87	0.00	0.00	0.00
03/04/14	Cash Debit TRANSFERRED TO ACCOUNT 853023 FF	3.87	0.00	0.00	0.00
03/04/14	Cash Credit TRANSFERRED FROM ACCOUNT 853023 FF	0.00	3.87	0.00	0.00
03/04/14	DAILY ENDING BALANCE	0.00	0.00	1,774,705.61	0.00
03/31/14	CLOSING BALANCE	0.00	0.00	1,774,705.61	0.00

Cumulative realized capital gain and loss position from 12/31/2013 for securities held in principal of account:

Short Term: 0.00 \* Long Term: 0.00 \*

\* The above gain and loss position does not include transactions where tax cost information is incomplete or unavailable.

Cash and securities set forth on this Account Statement are held by The Bank of New York Mellon, an affiliate of The Bank of New York Mellon Trust Company, N.A. In addition, The Bank of New York Mellon Trust Company, N.A. may utilize subsidiaries and affiliates to provide services and certain products to the Account. Subsidiaries and affiliates may be compensated for their services and products.

The value of securities set forth on this Account Statement are obtained by The Bank of New York Mellon Trust Company, N.A., from its affiliate, The Bank of New York Mellon which determines such values for Global Corporate Trust on the basis of market prices and information obtained by The Bank of New York Mellon from unaffiliated third parties (including independent pricing vendors) ("third party pricing services"). The Bank of New York Mellon has not verified such market values or information and makes no assurances as to the accuracy or correctness of such market values or information or that the market values set forth on this Account Statement reflect the value of the securities that can be realized upon the sale of such securities. In addition, the market values for the securities set forth in this Account Statement may differ from the market prices and information for the same securities used by other business units of The Bank of New York Mellon Trust Company, N.A., The Bank of New York Mellon or their respective subsidiaries or affiliates based upon market prices and information received from other third party pricing services utilized by such other business units. Global Corporate Trust does not compare its market values with those used by, or reconcile different market values used by, other business units of The Bank of New York Mellon Trust Company, N.A., The Bank of New York Mellon or their respective subsidiaries or affiliates. Neither The Bank of New York Mellon Trust Company, N.A. nor The Bank of New York Mellon shall be liable for any loss, damage or expense incurred as a result of or arising from or related to the market values or information provided by third party pricing services or the differences in market prices or information provided by other third party pricing services.

0710 m 1 PDS s 106125



BNY MELLON

The Bank of New York Mellon Trust Company, N.A.

KENT COUNTY WATER AUTHORITY  
FINANCE DIRECTOR  
1072 MAIN STREET  
WEST WARWICK RI 02893

### Account Statement

Statement Period 03/01/2014 Through 03/31/2014

Account 853024  
KENT COUNTY WATER AUTHORITY  
GENERAL REFUNDING REVENUE BONDS  
2012 SERIES A

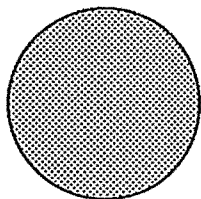
ADMINISTRATIVE CONTACT: ERIN METENY  
525 WILLIAM PENN PLACE AIM 153-3800-38TH FL  
PITTSBURGH, PA 15259  
412-234-6247  
ERIN.MYERS1@BNYMELLON.COM

CLIENT SERVICE MANAGER: SUSAN CALISE  
135 SANTILLI HIGHWAY AIM 026-0018  
EVERETT, MA 02149  
617-382-5217  
SUSAN.CALISE@BNYMELLON.COM

Go Paperless. Securely access your account online to view your statements. Ask your BNY Mellon contact how we can help you access your accounts, enter your own transactions or submit an audit confirmation online. Also be sure to ask how Connect(SM), our new web-based, single sign-on platform can help you go paperless.

Visit us at [www.bnymellon.com](http://www.bnymellon.com)

### Account Overview



Percent of all Investments	Asset Classification	Market Value
100%	CASH AND SHORT TERM	1,256,752.49
100%	TOTAL OF ALL INVESTMENTS	1,256,752.49

### Summary of Assets Held

Asset Classification	Market Value	Cost	Accrued Income	Est Annual Income	Market Yield
CASH AND SHORT TERM	1,256,752.49	1,256,752.49	0.00	125.68	0.01%
ACCOUNT TOTALS	1,256,752.49	1,256,752.49	0.00	125.68	0.01%

### Summary of Cash Transactions

Transaction Category	Current Period			Year-to-Date	
	Income	Principal	Realized Gains/Losses	Income	Principal
OPENING BALANCE	0.00	0.00		0.00	0.00
DIVIDENDS	6.82	0.00	0.00	22.20	0.00
SALES AND REDEMPTIONS	0.00	0.00	0.00	0.00	375,750.00
OTHER CASH ADDITIONS	0.00	181,381.82	0.00	0.00	544,147.20
PAYMENTS AND WITHDRAWALS	6.82 -	0.00	0.00	22.20 -	375,750.00 -
PURCHASES	0.00	181,381.82 -	0.00	0.00	544,147.20 -
CLOSING BALANCE	0.00	0.00	0.00	0.00	0.00

The above cash transactions summary is provided for information purposes only and may not reflect actual taxable income or deductible expenses as reportable under the Internal Revenue Code.



BNY MELLON

The Bank of New York Mellon Trust Company, N.A.

Statement Period 03/01/2014 Through 03/31/2014

Account 853024

KCWA SER 2012 DEBT SERVICE FD

### Statement of Assets Held

Shares / Par Value	Asset Description	Market Price Average Cost	Market Value Cost	Accrued Income Est Annual Income	Market Yield
<b>CASH AND SHORT TERM</b>					
1,256,752.490	FIDELITY INSTL M MKT GOVT #57 CLASS 1	1.00000	1,256,752.49	0.00	0.01%
	CUSIP: S99992780	1.00000	1,256,752.49	125.68	
<b>Total CASH AND SHORT TERM</b>			<b>1,256,752.49</b>	<b>0.00</b>	<b>0.01%</b>
			<b>1,256,752.49</b>	<b>125.68</b>	
<b>ACCOUNT TOTALS</b>			<b>1,256,752.49</b>	<b>0.00</b>	<b>0.01%</b>
			<b>1,256,752.49</b>	<b>125.68</b>	
Total Market Value Plus Total Accrued Income 1,256,752.49					

### Statement of Transactions

Transaction Date	Transaction Description	Income	Principal	Cost	Realized Gains/Losses
03/01/14	OPENING BALANCE	0.00	0.00	1,075,370.67	
03/04/14	Purchase FIDELITY INSTL M MKT GOVT #57 CLASS 1 6.82 SHARES	0.00	6.82 -	6.82	0.00
03/04/14	Dividend FIDELITY INSTL M MKT GOVT #57 CLASS 1 DIVIDEND	6.82	0.00	0.00	0.00
03/04/14	Cash Debit TRANSFERRED TO ACCOUNT 853024 FF	6.82 -	0.00	0.00	0.00
03/04/14	Cash Credit TRANSFERRED FROM ACCOUNT 853024 FF	0.00	6.82	0.00	0.00
03/04/14	DAILY ENDING BALANCE	0.00	0.00	1,075,377.49	0.00
03/31/14	Purchase FIDELITY INSTL M MKT GOVT #57 CLASS 1 181,375.00 SHARES	0.00	181,375.00 -	181,375.00	
03/31/14	Cash Credit MONTHLY DEPOSIT FROM REVENUE A/C 112600 OF FUNDS NECESSARY TO COVER MONTHLY LOAN PAYMENT OBLIGATION ON SERIES 2012 BONDS TRNIJ1403311035300	0.00	181,375.00	0.00	0.00
03/31/14	DAILY ENDING BALANCE	0.00	0.00	1,256,752.49	0.00
03/31/14	CLOSING BALANCE	0.00	0.00	1,256,752.49	0.00

Cumulative realized capital gain and loss position from 12/31/2013 for securities held in principal of account:

Short Term: 0.00 \* Long Term: 0.00 \*

\* The above gain and loss position does not include transactions where tax cost information is incomplete or unavailable.

Cash and securities set forth on this Account Statement are held by The Bank of New York Mellon, an affiliate of The Bank of New York Mellon Trust Company, N.A. In addition, The Bank of New York Mellon Trust Company, N.A. may utilize subsidiaries and affiliates to provide services and certain products to the Account. Subsidiaries and affiliates may be compensated for their services and products.

The value of securities set forth on this Account Statement are obtained by The Bank of New York Mellon Trust Company, N.A., from its affiliate, The Bank of New York Mellon which determines such values for Global Corporate Trust on the basis of market prices and information obtained by The Bank of New York Mellon from unaffiliated third parties (including independent pricing vendors) ("third party pricing services"). The Bank of New York Mellon has not verified such market values or information and makes no assurances as to the accuracy or correctness of such market values or information or that the market values set forth on this Account Statement reflect the value of the securities that can be realized upon the sale of such securities. In addition, the market values for the securities set forth in this Account Statement may differ from the market prices and information for the securities used by other business units of The Bank of New York Mellon Trust Company, N.A., The Bank of New York Mellon or their respective subsidiaries or affiliates based upon market prices and information received from other third party pricing services utilized by such other business units. Global Corporate Trust does not compare its market values with those used by, or reconcile different market values used by, other business units of The Bank of New York Mellon Trust Company, N.A., The Bank of New York Mellon or their respective subsidiaries or affiliates. Neither The Bank of New York Mellon Trust Company, N.A. nor The Bank of New York Mellon shall be liable for any loss, damage or expense incurred as a result of or arising from or related to the market values or information provided by third party pricing services or the differences in market prices or information provided by other third party pricing services.

0  
1  
2  
3  
4  
5  
6  
7  
8  
9  
10  
11  
12  
13  
14  
15  
16  
17  
18  
19  
20  
21  
22  
23  
24  
25  
26  
27  
28  
29  
30  
31  
32  
33  
34  
35  
36  
37  
38  
39  
40  
41  
42  
43  
44  
45  
46  
47  
48  
49  
50





**BNY MELLON**

The Bank of New York Mellon Trust Company, N.A.

**KENT COUNTY WATER AUTHORITY**  
FINANCE DIRECTOR  
1072 MAIN STREET  
WEST WARWICK RI 02893

### Account Statement

Statement Period 03/01/2014 Through 03/31/2014

Account 853025  
KENT COUNTY WATER AUTHORITY  
GENERAL REFUNDING REVENUE BONDS  
2012 SERIES A

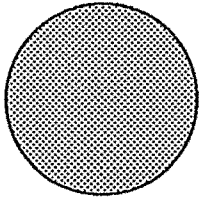
**ADMINISTRATIVE CONTACT: ERIN METENY**  
525 WILLIAM PENN PLACE AIM 153-3800-38TH FL  
PITTSBURGH, PA 15259  
412-234-6247  
ERIN.MYERS1@BNYMELLON.COM

**CLIENT SERVICE MANAGER: SUSAN CALISE**  
135 SANTILLI HIGHWAY AIM 026-0018  
EVERETT, MA 02149  
617-382-5217  
SUSAN.CALISE@BNYMELLON.COM

Go Paperless. Securely access your account online to view your statements. Ask your BNY Mellon contact how we can help you access your accounts, enter your own transactions or submit an audit confirmation online. Also be sure to ask how Connect(SM), our new web-based, single sign-on platform can help you go paperless.

Visit us at [www.bnymellon.com](http://www.bnymellon.com)

### Account Overview



Percent of all Investments	Asset Classification	Market Value
100%	CASH AND SHORT TERM	1,823,369.09
100%	<b>TOTAL OF ALL INVESTMENTS</b>	<b>1,823,369.09</b>

### Summary of Assets Held

Asset Classification	Market Value	Cost	Accrued Income	Est Annual Income	Market Yield
CASH AND SHORT TERM	1,823,369.09	1,823,369.09	0.00	182.34	0.01%
<b>ACCOUNT TOTALS</b>	<b>1,823,369.09</b>	<b>1,823,369.09</b>	<b>0.00</b>	<b>182.34</b>	<b>0.01%</b>

### Summary of Cash Transactions

Transaction Category	Current Period			Year-to-Date	
	Income	Principal	Realized Gains/Losses	Income	Principal
OPENING BALANCE	0.00	0.00		0.00	0.00
DIVIDENDS	14.00	0.00	0.00	52.94	0.00
SALES AND REDEMPTIONS	0.00	0.00	0.00	0.00	644,620.64
OTHER CASH ADDITIONS	0.00	14.00	0.00	0.00	52.94
PAYMENTS AND WITHDRAWALS	14.00 -	0.00	0.00	52.94 -	644,620.64 -
PURCHASES	0.00	14.00 -	0.00	0.00	52.94 -
<b>CLOSING BALANCE</b>	<b>0.00</b>	<b>0.00</b>	<b>0.00</b>	<b>0.00</b>	<b>0.00</b>

The above cash transactions summary is provided for information purposes only and may not reflect actual taxable income or deductible expenses as reportable under the Internal Revenue Code.



BNY MELLON

The Bank of New York Mellon Trust Company, N.A.

Statement Period 03/01/2014 Through 03/31/2014

Account 853025

KCWA SER 2012 PJCT FD COI AC

### Statement of Assets Held

Shares / Par Value	Asset Description	Market Price Average Cost	Market Value Cost	Accrued Income Est Annual Income	Market Yield
<b>CASH AND SHORT TERM</b>					
1,823,369.090	FIDELITY INSTL M MKT GOVT #57 CLASS 1 CUSIP: S99992780	1.00000 1.00000	1,823,369.09 1,823,369.09	0.00 182.34	0.01% 0.01%
<b>Total CASH AND SHORT TERM</b>			<b>1,823,369.09</b> <b>1,823,369.09</b>	<b>0.00</b> <b>182.34</b>	<b>0.01%</b>
<b>ACCOUNT TOTALS</b>			<b>1,823,369.09</b> <b>1,823,369.09</b>	<b>0.00</b> <b>182.34</b>	<b>0.01%</b>
Total Market Value Plus Total Accrued Income 1,823,369.09					

### Statement of Transactions

Transaction Date	Transaction Description	Income	Principal	Cost	Realized Gains/Losses
03/01/14	OPENING BALANCE	0.00	0.00	1,823,355.09	
03/04/14	Purchase FIDELITY INSTL M MKT GOVT #57 CLASS 1 14.00 SHARES.	0.00	14.00 -	14.00	0.00
03/04/14	Dividend FIDELITY INSTL M MKT GOVT #57 CLASS 1 DIVIDEND	14.00	0.00	0.00	0.00
03/04/14	Cash Debit TRANSFERRED TO ACCOUNT 853025 FF	14.00 -	0.00	0.00	0.00
03/04/14	Cash Credit TRANSFERRED FROM ACCOUNT 853025 FF	0.00	14.00	0.00	0.00
03/04/14	DAILY ENDING BALANCE	0.00	0.00	1,823,369.09	0.00
03/31/14	CLOSING BALANCE	0.00	0.00	1,823,369.09	0.00

Cumulative realized capital gain and loss position from 12/31/2013 for securities held in principal of account:

Short Term: 0.00 \* Long Term: 0.00 \*

\* The above gain and loss position does not include transactions where tax cost information is incomplete or unavailable.

Cash and securities set forth on this Account Statement are held by The Bank of New York Mellon, an affiliate of The Bank of New York Mellon Trust Company, N.A. In addition, The Bank of New York Mellon Trust Company, N.A. may utilize subsidiaries and affiliates to provide services and certain products to the Account. Subsidiaries and affiliates may be compensated for their services and products.

The value of securities set forth on this Account Statement are obtained by The Bank of New York Mellon Trust Company, N.A., from its affiliate, The Bank of New York Mellon which determines such values for Global Corporate Trust on the basis of market prices and information obtained by The Bank of New York Mellon from unaffiliated third parties (including independent pricing vendors) ("third party pricing services"). The Bank of New York Mellon has not verified such market values or information and makes no assurances as to the accuracy or correctness of such market values or information or that the market values set forth on this Account Statement reflect the value of the securities that can be realized upon the sale of such securities. In addition, the market values for the securities set forth in this Account Statement may differ from the market prices and information for the same securities used by other business units of The Bank of New York Mellon Trust Company, N.A., The Bank of New York Mellon or their respective subsidiaries or affiliates based upon market prices and information received from other third party pricing services utilized by such other business units. Global Corporate Trust does not compare its market values with those used by, or reconcile different market values used by, other business units of The Bank of New York Mellon Trust Company, N.A., The Bank of New York Mellon or their respective subsidiaries or affiliates. Neither The Bank of New York Mellon Trust Company, N.A. nor The Bank of New York Mellon shall be liable for any loss, damage or expense incurred as a result of or arising from or related to the market values or information provided by third party pricing services or the differences in market prices or information provided by other third party pricing services.

97710 IN 1 P08 S 106127



**BNY MELLON**

The Bank of New York Mellon Trust Company, N.A.

**KENT COUNTY WATER AUTHORITY  
FINANCE DIRECTOR  
1072 MAIN STREET  
WEST WARWICK RI 02893**

### Account Statement

Statement Period 03/01/2014 Through 03/31/2014

Account 853026  
KENT COUNTY WATER AUTHORITY  
GENERAL REFUNDING REVENUE BONDS  
DEBT SERVICE SAVINGS ACCOUNT FOR CIP

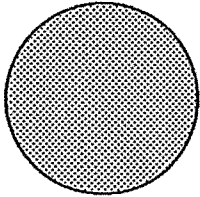
**ADMINISTRATIVE CONTACT: ERIN METENY**  
525 WILLIAM PENN PLACE AIM 153-3800-38TH FL  
PITTSBURGH, PA 15259  
412-234-6247  
ERIN.MYERS1@BNYMELLON.COM

**CLIENT SERVICE MANAGER: SUSAN CALISE**  
135 SANTILLI HIGHWAY AIM 026-0018  
EVERETT, MA 02149  
617-382-5217  
SUSAN.CALISE@BNYMELLON.COM

Go Paperless. Securely access your account online to view your statements. Ask your BNY Mellon contact how we can help you access your accounts, enter your own transactions or submit an audit confirmation online. Also be sure to ask how Connect(SM), our new web-based, single sign-on platform can help you go paperless.

Visit us at [www.bnymellon.com](http://www.bnymellon.com)

### Account Overview



Percent of all Investments	Asset Classification	Market Value
100%	CASH AND SHORT TERM	680,458.59
100%	<b>TOTAL OF ALL INVESTMENTS</b>	<b>680,458.59</b>

### Summary of Assets Held

Asset Classification	Market Value	Cost	Accrued Income	Est Annual Income	Market Yield
CASH AND SHORT TERM	680,458.59	680,458.59	0.00	68.05	0.01%
<b>ACCOUNT TOTALS</b>	<b>680,458.59</b>	<b>680,458.59</b>	<b>0.00</b>	<b>68.05</b>	<b>0.01%</b>

### Summary of Cash Transactions

Transaction Category	Current Period			Year-to-Date	
	Income	Principal	Realized Gains/Losses	Income	Principal
OPENING BALANCE	0.00	0.00		0.00	0.00
DIVIDENDS	4.50	0.00	0.00	13.44	0.00
OTHER CASH ADDITIONS	0.00	45,366.50	0.00	0.00	136,099.44
PAYMENTS AND WITHDRAWALS	4.50 -	0.00	0.00	13.44 -	0.00
PURCHASES	0.00	45,366.50 -	0.00	0.00	136,099.44 -
<b>CLOSING BALANCE</b>	<b>0.00</b>	<b>0.00</b>	<b>0.00</b>	<b>0.00</b>	<b>0.00</b>

The above cash transactions summary is provided for information purposes only and may not reflect actual taxable income or deductible expenses as reportable under the Internal Revenue Code.



BNY MELLON

The Bank of New York Mellon Trust Company, N.A.

Statement Period 03/01/2014 Through 03/31/2014

Account 853026

KCWA DEBT SERVICE SAVINGS CIP

### Statement of Assets Held

Shares / Par Value	Asset Description	Market Price Average Cost	Market Value Cost	Accrued Income Est Annual Income	Market Yield
<b>CASH AND SHORT TERM</b>					
680,458.590	FIDELITY INSTL M MKT GOVT #57 CLASS 1	1.00000	680,458.59	0.00	0.01%
	CUSIP: S99992780	1.00000	680,458.59	68.05	
<b>Total CASH AND SHORT TERM</b>			<b>680,458.59</b>	<b>0.00</b>	<b>0.01%</b>
			<b>680,458.59</b>	<b>68.05</b>	
<b>ACCOUNT TOTALS</b>			<b>680,458.59</b>	<b>0.00</b>	<b>0.01%</b>
			<b>680,458.59</b>	<b>68.05</b>	
Total Market Value Plus Total Accrued Income 680,458.59					

### Statement of Transactions

Transaction Date	Transaction Description	Income	Principal	Cost	Realized Gains/Losses
03/01/14	OPENING BALANCE	0.00	0.00	635,092.09	
03/04/14	Purchase FIDELITY INSTL M MKT GOVT #57 CLASS 1 4.50 SHARES	0.00	4.50 -	4.50	0.00
03/04/14	Dividend FIDELITY INSTL M MKT GOVT #57 CLASS 1 DIVIDEND	4.50	0.00	0.00	0.00
03/04/14	Cash Debit TRANSFERRED TO ACCOUNT 853026 FF	4.50 -	0.00	0.00	0.00
03/04/14	Cash Credit TRANSFERRED FROM ACCOUNT 853026 FF	0.00	4.50	0.00	0.00
03/04/14	DAILY ENDING BALANCE	0.00	0.00	635,096.59	0.00
03/31/14	Purchase FIDELITY INSTL M MKT GOVT #57 CLASS 1 45,362.00 SHARES	0.00	45,362.00 -	45,362.00	
03/31/14	Cash Credit MONTHLY DEPOSIT FROM REVENUE A/C 112600 OF FUNDS NECESSARY TO COVER MONTHLY LOAN PAYMENT OBLIGATION ON SERIES 2012 BONDS TRNIIJ1403311035500	0.00	45,362.00	0.00	0.00
03/31/14	DAILY ENDING BALANCE	0.00	0.00	680,458.59	0.00
03/31/14	CLOSING BALANCE	0.00	0.00	680,458.59	0.00
Cumulative realized capital gain and loss position from 12/31/2013 for securities held in principal of account:					
Short Term:	0.00*	Long Term:	0.00*		

\* The above gain and loss position does not include transactions where tax cost information is incomplete or unavailable.

Cash and securities set forth on this Account Statement are held by The Bank of New York Mellon, an affiliate of The Bank of New York Mellon Trust Company, N.A. In addition, The Bank of New York Mellon Trust Company, N.A. may utilize subsidiaries and affiliates to provide services and certain products to the Account. Subsidiaries and affiliates may be compensated for their services and products.

The value of securities set forth on this Account Statement are obtained by The Bank of New York Mellon Trust Company, N.A., from its affiliate, The Bank of New York Mellon which determines such values for Global Corporate Trust on the basis of market prices and information obtained by The Bank of New York Mellon from unaffiliated third parties (including independent pricing vendors) ("third party pricing services"). The Bank of New York Mellon has not verified such market values or information and makes no assurances as to the accuracy or correctness of such market values or information or that the market values set forth on this Account Statement reflect the value of the securities that can be realized upon the sale of such securities. In addition, the market values for the securities set forth in this Account Statement may differ from the market prices and information for the same securities used by other business units of The Bank of New York Mellon Trust Company, N.A., The Bank of New York Mellon or their respective subsidiaries or affiliates based upon market prices and information received from other third party pricing services utilized by such other business units. Global Corporate Trust does not compare its market values with those used by, or reconcile different market values used by, other business units of The Bank of New York Mellon Trust Company, N.A., The Bank of New York Mellon or their respective subsidiaries or affiliates. Neither The Bank of New York Mellon Trust Company, N.A. nor The Bank of New York Mellon shall be liable for any loss, damage or expense incurred as a result of or arising from or related to the market values or information provided by third party pricing services or the differences in market prices or information provided by other third party pricing services.

02/17/14 01:17:18 PM

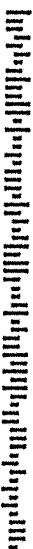


March 31, 2014



# Envelope Contents

Account Information	Number of Pages	Starting Page Number	Account Information	Number of Pages	Starting Page Number
KCWA SER 2012 DSR FUND 853023	2	1 of 8			
KCWA SER 2012 DEBT SERVICE FD 853024	2	3 of 8			
KCWA SER 2012 PJCT FD COI AC 853025	2	5 of 8			
KCWA DEBT SERVICE SAVINGS CIP 853026	2	7 of 8			

  
 00007808 02 AB 0.896 02 TR 00095 XBNEF003 000000  
 KENT COUNTY WATER AUTHORITY  
 FINANCE DIRECTOR  
 1072 MAIN STREET  
 WEST WARWICK RI 02893

*This Page Intentionally Blank*



**BNY MELLON**

The Bank of New York Mellon Trust Company, N.A.

**KENT COUNTY WATER AUTHORITY  
FINANCE DIRECTOR  
1072 MAIN ST  
WEST WARWICK RI 02893-3724**

### Account Statement

Statement Period 02/01/2014 Through 02/28/2014

Account 112600  
KCWA GENERAL REVENUE ACCOUNT

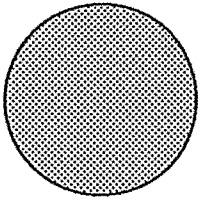
**ADMINISTRATIVE CONTACT: ERIN METENY**  
525 WILLIAM PENN PLACE AIM 153-3800-38TH FL  
PITTSBURGH, PA 15259  
412-234-6247  
ERIN.MYERS1@BNYMELLON.COM

**CLIENT SERVICE MANAGER: SUSAN CALISE**  
135 SANTILLI HIGHWAY AIM 026-0018  
EVERETT, MA 02149  
617-382-5217  
SUSAN.CALISE@BNYMELLON.COM

Go Paperless. Securely access your account online to view your statements. Ask your BNY Mellon contact how we can help you access your accounts, enter your own transactions or submit an audit confirmation online. Also be sure to ask how Connect(SM), our new web-based, single sign-on platform can help you go paperless.

Visit us at [www.bnymellon.com](http://www.bnymellon.com)

### Account Overview



Percent of all Investments	Asset Classification	Market Value
100% ⊕	CASH AND SHORT TERM	2,920,357.91
100%	<b>TOTAL OF ALL INVESTMENTS</b>	<b>2,920,357.91</b>

### Summary of Assets Held

Asset Classification	Market Value	Cost	Accrued Income	Est Annual Income	Market Yield
CASH AND SHORT TERM	2,920,357.91	2,920,357.91	0.00	292.04	0.01%
<b>ACCOUNT TOTALS</b>	<b>2,920,357.91</b>	<b>2,920,357.91</b>	<b>0.00</b>	<b>292.04</b>	<b>0.01%</b>

### Summary of Cash Transactions

Transaction Category	Current Period			Year-to-Date	
	Income	Principal	Realized Gains/Losses	Income	Principal
OPENING BALANCE	0.00	0.00		0.00	0.00
DIVIDENDS	20.72	0.00	0.00	38.70	0.00
SALES AND REDEMPTIONS	0.00	1,729,908.57	0.00	0.00	2,834,269.79
OTHER CASH ADDITIONS	0.00	1,651,599.21	0.00	0.00	4,499,031.12
PAYMENTS AND WITHDRAWALS	20.72 -	1,729,908.57 -	0.00	38.70 -	3,577,454.84 -
PURCHASES	0.00	1,651,599.21 -	0.00	0.00	3,755,846.07 -
<b>CLOSING BALANCE</b>	<b>0.00</b>	<b>0.00</b>	<b>0.00</b>	<b>0.00</b>	<b>0.00</b>

The above cash transactions summary is provided for information purposes only and may not reflect actual taxable income or deductible expenses as reportable under the Internal Revenue Code.

007280 XBNEF402 024031

0 97710 m 1 P03 \$ 96,953



BNY MELLON

The Bank of New York Mellon Trust Company, N.A.

Statement Period 02/01/2014 Through 02/28/2014

Account 112600

KCWA GENERAL REVENUE ACCOUNT

### Statement of Assets Held

Shares / Par Value	Asset Description	Market Price Average Cost	Market Value Cost	Accrued Income Est Annual Income	Market Yield
<b>CASH AND SHORT TERM</b>					
2,920,357.910	FIDELITY INSTL M MKT GOVT #57 CLASS 1 CUSIP: S99992780	1.00000 1.00000	2,920,357.91 2,920,357.91	0.00 292.04	0.01% 0.01%
<b>Total CASH AND SHORT TERM</b>			<b>2,920,357.91</b>	<b>0.00</b>	<b>0.01%</b>
<b>ACCOUNT TOTALS</b>			<b>2,920,357.91</b>	<b>0.00</b>	<b>0.01%</b>
Total Market Value Plus Total Accrued Income 2,920,357.91			2,920,357.91	292.04	

### Statement of Transactions

Transaction Date	Transaction Description	Income	Principal	Cost	Realized Gains/Losses
02/01/14	OPENING BALANCE	0.00	0.00	2,998,667.27	
02/03/14	Sale FIDELITY INSTL M MKT GOVT #57 CLASS 1 900,000.00 SHARES	0.00	900,000.00	900,000.00 -	0.00
02/03/14	Cash Debit TRANSFER TO 112602 OP + MAINT ACCT. PAYMENT OF OP + MAINT REQ DATED 02/3/14 KCWA GENERAL FUND. TRNIIJ1402030994500	0.00	900,000.00 -	0.00	0.00
02/03/14	DAILY ENDING BALANCE	0.00	0.00	2,098,667.27	0.00
02/04/14	Purchase FIDELITY INSTL M MKT GOVT #57 CLASS 1 20.72 SHARES	0.00	20.72 -	20.72	0.00
02/04/14	Dividend FIDELITY INSTL M MKT GOVT #57 CLASS 1 DIVIDEND	20.72	0.00	0.00	0.00
02/04/14	Cash Debit TRANSFERRED TO ACCOUNT 112600 FF	20.72 -	0.00	0.00	0.00
02/04/14	Cash Credit TRANSFERRED FROM ACCOUNT 112600 FF	0.00	20.72	0.00	0.00
02/04/14	DAILY ENDING BALANCE	0.00	0.00	2,098,687.99	0.00
02/06/14	Purchase FIDELITY INSTL M MKT GOVT #57 CLASS 1 797,690.96 SHARES	0.00	797,690.96 -	797,690.96	0.00
02/06/14	Cash Credit WIRE RECEIVED FROM /009364950577 KENT COUNTY WATER AUTHORITY PO BOX 192 WEST WARWICK, RI 02893-0192 FFC TO TRUST ACCT# 112600 /BNF/DGLA111565 KENT COUNTY WATER // AUTHORITY TRNFDF1402061218200 CRNO/B BK AMER NYC IMAD: 20140206B6B7HU2R006618	0.00	797,690.96	0.00	0.00
02/06/14	DAILY ENDING BALANCE	0.00	0.00	2,896,378.95	0.00
02/13/14	Purchase FIDELITY INSTL M MKT GOVT #57 CLASS 1 347,052.52 SHARES	0.00	347,052.52 -	347,052.52	0.00
02/13/14	Cash Credit WIRE RECEIVED FROM /009364950577 KENT COUNTY WATER AUTHORITY PO BOX 192 WEST WARWICK, RI 02893-0192 FFC TO TRUST ACCT # 112600 /BNF/DGLA111565 KENT COUNTY WATER // AUTHORITY TRNFDF1402131165600 CRNO/B BK AMER NYC	0.00	347,052.52	0.00	0.00

07710  
1 PD3  
S 96.953





BNY MELLON

The Bank of New York Mellon Trust Company, N.A.

Statement Period 02/01/2014 Through 02/28/2014

Account 112600

KCWA GENERAL REVENUE ACCOUNT

Statement of Transactions - Continued

007280 XBNEF402 024032

Transaction Date	Transaction Description	Income	Principal	Cost	Realized Gains/Losses
02/13/14	IMAD: 20140213B6B7HU3R006144 DAILY ENDING BALANCE	0.00	0.00	3,243,431.47	0.00
02/18/14	Sale FIDELITY INSTL M MKT GOVT #57 CLASS 1 28,357.54 SHARES	0.00	28,357.54	28,357.54 -	0.00
02/18/14	Cash Debit TRANSFER TO 112602 OP + MAINT ACCT. PAYMENT OF OP + MAINT REQ DATED 2/17/14 KCWA GENERAL FUND. TRNIIJ1402181297100	0.00	28,357.54 -	0.00	0.00
02/18/14	DAILY ENDING BALANCE	0.00	0.00	3,215,073.93	0.00
02/19/14	Purchase FIDELITY INSTL M MKT GOVT #57 CLASS 1 136,202.41 SHARES	0.00	136,202.41 -	136,202.41	0.00
02/19/14	Cash Credit WIRE RECEIVED FROM /009364950577 KENT COUNTY WATER AUTHORITY PO BOX 192 WEST WARWICK, RI 02893-0192 FFC TO TRUST ACCT #112600 /BNF/DGLA111565 KENT COUNTY WATER // AUTHORITY TRNFDF1402191323500 CRNO/B BK AMER NYC IMAD: 20140219B6B7HU2R006610	0.00	136,202.41	0.00	0.00
02/19/14	DAILY ENDING BALANCE	0.00	0.00	3,351,276.34	0.00
02/26/14	Purchase FIDELITY INSTL M MKT GOVT #57 CLASS 1 370,632.60 SHARES	0.00	370,632.60 -	370,632.60	0.00
02/26/14	Cash Credit WIRE RECEIVED FROM /009364950577 KENT COUNTY WATER AUTHORITY PO BOX 192 WEST WARWICK, RI 02893-0192 FFC TRUST ACCT#112600 /BNF/DGLA111565 KENT COUNTY WATER // AUTHORITY TRNFDF1402260410600 CRNO/B BK AMER NYC IMAD: 20140226B6B7HU1R002630	0.00	370,632.60	0.00	0.00
02/26/14	DAILY ENDING BALANCE	0.00	0.00	3,721,908.94	0.00
02/28/14	Sale FIDELITY INSTL M MKT GOVT #57 CLASS 1 801,551.03 SHARES	0.00	801,551.03	801,551.03 -	0.00
02/28/14	Cash Debit MONTHLY TRF FROM REV A/C 112600 TO KCWA R&R ACCT 112604 OF FDS REQ. TO COVER APPROVED BUDGET EXP WITH RESPECT TO R&R. TRNIIJ1402280846700	0.00	8,333.33 -	0.00	0.00
02/28/14	Cash Debit MONTHLY TRF FROM REV A/C 112600 TO KCWA INFRASTRUCTURE ACCT 112605 OF FDS FOR APPROVED BUDGET EXP RE. INFRASTRUCTURE.. TRNIIJ1402280846900	0.00	450,000.00 -	0.00	0.00
02/28/14	Cash Debit MONTHLY TRF FROM REV A/C 112600 TO KCWA 2004 DS FUND OF FUNDS REQ FOR MONTHLY PMT ON SERIES 2004 BONDS. TRNIIJ1402280847100	0.00	92,176.04 -	0.00	0.00
02/28/14	Cash Debit MONTHLY TRF FROM REV A/C 112600 TO KCWA 2012 DS FUND OF FUNDS REQ FOR MONTHLY PMT ON SERIES 2012 BONDS. TRNIIJ1402280847300	0.00	181,375.00 -	0.00	0.00
02/28/14	Cash Debit MONTHLY TRF FROM REV A/C 112600 TO KCWA	0.00	45,362.00 -	0.00	0.00

97710 M 1P03 S 96924



BNY MELLON

The Bank of New York Mellon Trust Company, N.A.

Statement Period 02/01/2014 Through 02/28/2014  
Account 112600  
KCWA GENERAL REVENUE ACCOUNT

Statement of Transactions - Continued

Transaction Date	Transaction Description	Income	Principal	Cost	Realized Gains/Losses
02/28/14	2012 DS SAVE OF FUNDS REQ FOR MONTHLY PMT ON SERIES 2012 BONDS. TRNIIJ1402280847500 Cash Debit	0.00	24,304.66 -	0.00	0.00
02/28/14	MONTHLY TRF FROM REV A/C 112600 TO KCWA GENERAL FUND OF FUNDS REQ FOR OPERATING REVENUE ALLOWANCE RESTRICTED TRNIIJ1402280847700 DAILY ENDING BALANCE	0.00	0.00	2,920,357.91	0.00
02/28/14	CLOSING BALANCE	0.00	0.00	2,920,357.91	0.00

Cumulative realized capital gain and loss position from 12/31/2013 for securities held in principal of account:

Short Term: 0.00 \* Long Term: 0.00 \*

\* The above gain and loss position does not include transactions where tax cost information is incomplete or unavailable.

Cash and securities set forth on this Account Statement are held by The Bank of New York Mellon, an affiliate of The Bank of New York Mellon Trust Company, N.A. In addition, The Bank of New York Mellon Trust Company, N.A. may utilize subsidiaries and affiliates to provide services and certain products to the Account. Subsidiaries and affiliates may be compensated for their services and products.

The value of securities set forth on this Account Statement are obtained by The Bank of New York Mellon Trust Company, N.A., from its affiliate, The Bank of New York Mellon which determines such values for Global Corporate Trust on the basis of market prices and information obtained by The Bank of New York Mellon from unaffiliated third parties (including independent pricing vendors) ("third party pricing services"). The Bank of New York Mellon has not verified such market values or information and makes no assurances as to the accuracy or correctness of such market values or information or that the market values set forth on this Account Statement reflect the value of the securities that can be realized upon the sale of such securities. In addition, the market values for the securities set forth in this Account Statement may differ from the market prices and information for the same securities used by other business units of The Bank of New York Mellon Trust Company, N.A., The Bank of New York Mellon or their respective subsidiaries or affiliates based upon market prices and information received from other third party pricing services utilized by such other business units. Global Corporate Trust does not compare its market values with those used by, or reconcile different market values used by, other business units of The Bank of New York Mellon Trust Company, N.A., The Bank of New York Mellon or their respective subsidiaries or affiliates. Neither The Bank of New York Mellon Trust Company, N.A. nor The Bank of New York Mellon shall be liable for any loss, damage or expense incurred as a result of or arising from or related to the market values or information provided by third party pricing services or the differences in market prices or information provided by other third party pricing services.

0  
87710  
1 PD3 s 96954



**BNY MELLON**

The Bank of New York Mellon Trust Company, N.A.

**KENT COUNTY WATER AUTHORITY**  
**FINANCE DIRECTOR**  
**1072 MAIN ST**  
**WEST WARWICK RI 02893-3724**

Go Paperless. Securely access your account online to view your statements. Ask your BNY Mellon contact how we can help you access your accounts, enter your own transactions or submit an audit confirmation online. Also be sure to ask how Connect(SM), our new web-based, single sign-on platform can help you go paperless.

Visit us at [www.bnymellon.com](http://www.bnymellon.com)

## Account Statement

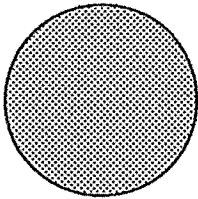
Statement Period 02/01/2014 Through 02/28/2014

Account 112601  
KCWA OPERATING REVENUE ALLOWANCE

**ADMINISTRATIVE CONTACT: ERIN METENY**  
525 WILLIAM PENN PLACE AIM 153-3800-38TH FL  
PITTSBURGH, PA 15259  
412-234-6247  
ERIN.MYERS1@BNYMELLON.COM

**CLIENT SERVICE MANAGER: SUSAN CALISE**  
135 SANTILLI HIGHWAY AIM 026-0018  
EVERETT, MA 02149  
617-382-5217  
SUSAN.CALISE@BNYMELLON.COM

## Account Overview



Percent of all Investments	Asset Classification	Market Value
100% ☺	CASH AND SHORT TERM	1,118,220.67
100%	TOTAL OF ALL INVESTMENTS	1,118,220.67

## Summary of Assets Held

Asset Classification	Market Value	Cost	Accrued Income	Est Annual Income	Market Yield
CASH AND SHORT TERM	1,118,220.67	1,118,220.67	0.00	111.82	0.00%
<b>ACCOUNT TOTALS</b>	<b>1,118,220.67</b>	<b>1,118,220.67</b>	<b>0.00</b>	<b>111.82</b>	<b>0.00%</b>

## Summary of Cash Transactions

Transaction Category	Current Period			Year-to-Date	
	Income	Principal	Realized Gains/Losses	Income	Principal
OPENING BALANCE	0.00	0.00		0.00	0.00
DIVIDENDS	9.05	0.00	0.00	17.97	0.00
OTHER CASH ADDITIONS	0.00	24,313.71	0.00	0.00	48,627.29
PAYMENTS AND WITHDRAWALS	9.05 -	0.00	0.00	17.97 -	0.00
PURCHASES	0.00	24,313.71 -	0.00	0.00	48,627.29 -
<b>CLOSING BALANCE</b>	<b>0.00</b>	<b>0.00</b>	<b>0.00</b>	<b>0.00</b>	<b>0.00</b>

The above cash transactions summary is provided for information purposes only and may not reflect actual taxable income or deductible expenses as reportable under the Internal Revenue Code.

007280 XBNEF402 02/03/14



BNY MELLON

The Bank of New York Mellon Trust Company, N.A.

Statement Period 02/01/2014 Through 02/28/2014

Account 112601

KCWA OPERATING REVENUE ALLOWANCE

### Statement of Assets Held

Shares / Par Value	Asset Description	Market Price Average Cost	Market Value Cost	Accrued Income Est Annual Income	Market Yield
<b>CASH AND SHORT TERM</b>					
1,118,220.670	FIDELITY INSTL M MKT GOVT #57 CLASS 1 CUSIP: S99992780	1.00000	1,118,220.67	0.00	0.00%
		1.00000	1,118,220.67	111.82	
<b>Total CASH AND SHORT TERM</b>			<b>1,118,220.67</b>	<b>0.00</b>	<b>0.00%</b>
			1,118,220.67	111.82	
<b>ACCOUNT TOTALS</b>			<b>1,118,220.67</b>	<b>0.00</b>	<b>0.00%</b>
Total Market Value Plus Total Accrued Income 1,118,220.67			1,118,220.67	111.82	

### Statement of Transactions

Transaction Date	Transaction Description	Income	Principal	Cost	Realized Gains/Losses
02/01/14	OPENING BALANCE	0.00	0.00	1,093,906.96	
02/04/14	Purchase FIDELITY INSTL M MKT GOVT #57 CLASS 1 9.05 SHARES	0.00	9.05 -	9.05	0.00
02/04/14	Dividend FIDELITY INSTL M MKT GOVT #57 CLASS 1 DIVIDEND	9.05	0.00	0.00	0.00
02/04/14	Cash Debit TRANSFERRED TO ACCOUNT 112601 FF	9.05 -	0.00	0.00	0.00
02/04/14	Cash Credit TRANSFERRED FROM ACCOUNT 112601 FF	0.00	9.05	0.00	0.00
02/04/14	DAILY ENDING BALANCE	0.00	0.00	1,093,916.01	0.00
02/28/14	Purchase FIDELITY INSTL M MKT GOVT #57 CLASS 1 24,304.66 SHARES	0.00	24,304.66 -	24,304.66	0.00
02/28/14	Cash Credit MONTHLY DEPOSIT FROM REVENUE A/C 112600 OF FUNDS NECESSARY FOR OPERATING REVENUE ALLOWANCE RESTRICTED TRNIIJ1402280847800	0.00	24,304.66	0.00	0.00
02/28/14	DAILY ENDING BALANCE	0.00	0.00	1,118,220.67	0.00
02/28/14	CLOSING BALANCE	0.00	0.00	1,118,220.67	0.00

Cumulative realized capital gain and loss position from 12/31/2013 for securities held in principal of account:

Short Term: 0.00 \* Long Term: 0.00 \*

\* The above gain and loss position does not include transactions where tax cost information is incomplete or unavailable.

Cash and securities set forth on this Account Statement are held by The Bank of New York Mellon, an affiliate of The Bank of New York Mellon Trust Company, N.A. In addition, The Bank of New York Mellon Trust Company, N.A. may utilize subsidiaries and affiliates to provide services and certain products to the Account. Subsidiaries and affiliates may be compensated for their services and products.

The value of securities set forth on this Account Statement are obtained by The Bank of New York Mellon Trust Company, N.A., from its affiliate, The Bank of New York Mellon which determines such values for Global Corporate Trust on the basis of market prices and information obtained by The Bank of New York Mellon from unaffiliated third parties (including independent pricing vendors) ("third party pricing services"). The Bank of New York Mellon has not verified such market values or information and makes no assurances as to the accuracy or correctness of such market values or information or that the market values set forth on this Account Statement reflect the value of the securities that can be realized upon the sale of such securities. In addition, the market values for the securities set forth in this Account Statement may differ from the market prices and information for the same securities used by other business units of The Bank of New York Mellon Trust Company, N.A., The Bank of New York Mellon or their respective subsidiaries or affiliates based upon market prices and information received from other third party pricing services utilized by such other business units. Global Corporate Trust does not compare its market values with those used by, or reconcile different market values used by, other business units of The Bank of New York Mellon Trust Company, N.A., The Bank of New York Mellon or their respective subsidiaries or affiliates. Neither The Bank of New York Mellon Trust Company, N.A. nor The Bank of New York Mellon shall be liable for any loss, damage or expense incurred as a result of or arising from or related to the market values or information provided by third party pricing services or the differences in market prices or information provided by other third party pricing services.



**BNY MELLON**

The Bank of New York Mellon Trust Company, N.A.

**KENT COUNTY WATER AUTHORITY  
FINANCE DIRECTOR  
1072 MAIN ST  
WEST WARWICK RI 02893-3724**

### Account Statement

Statement Period 02/01/2014 Through 02/28/2014

Account 112602  
KCWA GEN OP & MAINT ACCT

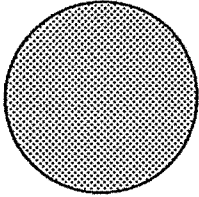
**ADMINISTRATIVE CONTACT: ERIN METENY**  
525 WILLIAM PENN PLACE AIM 153-3800-38TH FL  
PITTSBURGH, PA 15259  
412-234-6247  
ERIN.MYERS1@BNYMELLON.COM

**CLIENT SERVICE MANAGER: SUSAN CALISE**  
135 SANTILLI HIGHWAY AIM 026-0018  
EVERETT, MA 02149  
617-382-5217  
SUSAN.CALISE@BNYMELLON.COM

Go Paperless. Securely access your account online to view your statements. Ask your BNY Mellon contact how we can help you access your accounts, enter your own transactions or submit an audit confirmation online. Also be sure to ask how Connect(SM), our new web-based, single sign-on platform can help you go paperless.

Visit us at [www.bnymellon.com](http://www.bnymellon.com)

### Account Overview



Percent of all Investments	Asset Classification	Market Value
100%	CASH AND SHORT TERM	0.28
100%	TOTAL OF ALL INVESTMENTS	0.28

### Summary of Assets Held

Asset Classification	Market Value	Cost	Accrued Income	Est Annual Income	Market Yield
CASH AND SHORT TERM	0.28	0.28	0.00	0.00	0.00%
<b>ACCOUNT TOTALS</b>	<b>0.28</b>	<b>0.28</b>	<b>0.00</b>	<b>0.00</b>	<b>0.00%</b>

### Summary of Cash Transactions

Transaction Category	Current Period			Year-to-Date	
	Income	Principal	Realized Gains/Losses	Income	Principal
OPENING BALANCE	0.00	0.00		0.00	0.00
DIVIDENDS	0.01	0.00	0.00	0.04	0.00
SALES AND REDEMPTIONS	0.00	28,357.54	0.00	0.00	74,352.78
OTHER CASH ADDITIONS	0.00	928,357.55	0.00	0.00	1,974,352.82
PAYMENTS AND WITHDRAWALS	0.01 -	928,357.54 -	0.00	0.04 -	1,974,352.78 -
PURCHASES	0.00	28,357.55 -	0.00	0.00	74,352.82 -
<b>CLOSING BALANCE</b>	<b>0.00</b>	<b>0.00</b>	<b>0.00</b>	<b>0.00</b>	<b>0.00</b>

The above cash transactions summary is provided for information purposes only and may not reflect actual taxable income or deductible expenses as reportable under the Internal Revenue Code.

007280 XBNEF402 024034

6 97710 M 1 P03 S 96986



BNY MELLON

The Bank of New York Mellon Trust Company, N.A.

Statement Period 02/01/2014 Through 02/28/2014

Account 112602

KCWA GEN OP & MAINT ACCT

### Statement of Assets Held

Shares / Par Value	Asset Description	Market Price Average Cost	Market Value Cost	Accrued Income Est Annual Income	Market Yield
<b>CASH AND SHORT TERM</b>					
0.280	FIDELITY INSTL M MKT GOVT #57 CLASS 1 CUSIP: S99992780	1.00000 1.00000	0.28 0.28	0.00 0.00	0.00%
<b>Total CASH AND SHORT TERM</b>			<b>0.28</b>	<b>0.00</b>	<b>0.00%</b>
<b>ACCOUNT TOTALS</b>			<b>0.28</b>	<b>0.00</b>	<b>0.00%</b>
Total Market Value Plus Total Accrued Income 0.28			0.28	0.00	

### Statement of Transactions

Transaction Date	Transaction Description	Income	Principal	Cost	Realized Gains/Losses
02/01/14	OPENING BALANCE	0.00	0.00	0.27	
02/03/14	Cash Debit BANK OF AMERICA N.A, RI ABA: 011500010 728018921 KCWA GENERAL FUND WIRE TO KCWA - BANK OF AMERICA. PURPOSE OF PAYMENT - PARTIAL FUNDING OF APPROVED BUDGET PER REQ DATED 2/3/14. TRNDSP1402035303800	0.00	900,000.00 -	0.00	0.00
02/03/14	Cash Credit RECIEVED FROM 112600 REVENUE ACCOUNT PAYMENT OF OP + MAINT REQ DATED 02/3/14 KCWA GENERAL FUND. TRNIJ1402030994600	0.00	900,000.00	0.00	0.00
02/03/14	DAILY ENDING BALANCE	0.00	0.00	0.27	0.00
02/04/14	Purchase FIDELITY INSTL M MKT GOVT #57 CLASS 1 0.01 SHARES	0.00	0.01 -	0.01	0.00
02/04/14	Dividend FIDELITY INSTL M MKT GOVT #57 CLASS 1 DIVIDEND	0.01	0.00	0.00	0.00
02/04/14	Cash Debit TRANSFERRED TO ACCOUNT 112602 FF	0.01 -	0.00	0.00	0.00
02/04/14	Cash Credit TRANSFERRED FROM ACCOUNT 112602 FF	0.00	0.01	0.00	0.00
02/04/14	DAILY ENDING BALANCE	0.00	0.00	0.28	0.00
02/18/14	Purchase FIDELITY INSTL M MKT GOVT #57 CLASS 1 28,357.54 SHARES	0.00	28,357.54 -	28,357.54	0.00
02/18/14	Cash Credit RECIEVED FROM 112600 REVENUE ACCOUNT PAYMENT OF OP + MAINT REQ DATED 2/17/14 KCWA GENERAL FUND. TRNIJ1402181297200	0.00	28,357.54	0.00	0.00
02/18/14	DAILY ENDING BALANCE	0.00	0.00	28,357.82	0.00
02/19/14	Sale FIDELITY INSTL M MKT GOVT #57 CLASS 1 28,357.54 SHARES	0.00	28,357.54	28,357.54 -	0.00
02/19/14	Check WATER QUALITY PROTECTION FUND FOR \$0.01054/100 GAL WATER QUALITY PROTECTION SURCHARGE RE: WATER PROTECTION JAN 2014	0.00	4,072.21 -	0.00	0.00
02/19/14	Check GENERAL TREASURER, STATE OF RI FOR \$0.010664/100 GAL WATER QUALITY PROTECTION SURCHARGE RE: WATER PROTECTION JAN 2014	0.00	24,285.33 -	0.00	0.00



BNY MELLON

The Bank of New York Mellon Trust Company, N.A.

Statement Period 02/01/2014 Through 02/28/2014

Account 112602

KCWA GEN OP & MAINT ACCT

Statement of Transactions - Continued

Transaction Date	Transaction Description	Income	Principal	Cost	Realized Gains/Losses
02/19/14	DAILY ENDING BALANCE	0.00	0.00	0.28	0.00
02/28/14	CLOSING BALANCE	0.00	0.00	0.28	0.00

Cumulative realized capital gain and loss position from 12/31/2013 for securities held in principal of account:

Short Term: 0.00 \* Long Term: 0.00 \*

\* The above gain and loss position does not include transactions where tax cost information is incomplete or unavailable.

Cash and securities set forth on this Account Statement are held by The Bank of New York Mellon, an affiliate of The Bank of New York Mellon Trust Company, N.A. In addition, The Bank of New York Mellon Trust Company, N.A. may utilize subsidiaries and affiliates to provide services and certain products to the Account. Subsidiaries and affiliates may be compensated for their services and products.

The value of securities set forth on this Account Statement are obtained by The Bank of New York Mellon Trust Company, N.A., from its affiliate, The Bank of New York Mellon which determines such values for Global Corporate Trust on the basis of market prices and information obtained by The Bank of New York Mellon from unaffiliated third parties (including independent pricing vendors) ("third party pricing services"). The Bank of New York Mellon has not verified such market values or information and makes no assurances as to the accuracy or correctness of such market values or information or that the market values set forth on this Account Statement reflect the value of the securities that can be realized on the sale of such securities. In addition, the market values for the securities set forth in this Account Statement may differ from the market prices and information for the same securities used by other business units of The Bank of New York Mellon Trust Company, N.A., The Bank of New York Mellon or their respective subsidiaries or affiliates based upon market prices and information received from other third party pricing services utilized by such other business units. Global Corporate Trust does not compare its market values with those used by, or reconcile different market values used by, other business units of The Bank of New York Mellon Trust Company, N.A., The Bank of New York Mellon or their respective subsidiaries or affiliates. Neither The Bank of New York Mellon Trust Company, N.A. nor The Bank of New York Mellon shall be liable for any loss, damage or expense incurred as a result of or arising from or related to the market values or information provided by third party pricing services or the differences in market prices or information provided by other third party pricing services.

007280 XBINEF402 02:4035

0 97710 M 1FD3 S 96957

***This Page Intentionally Blank***





BNY MELLON

The Bank of New York Mellon Trust Company, N.A.

WENT COUNTY WATER AUTHORITY  
FINANCE DIRECTOR  
1072 MAIN ST  
WEST WARWICK RI 02893-3724

Go Paperless. Securely access your account online to view your statements. Ask your BNY Mellon contact how we can help you access your accounts, enter your own transactions or submit an audit confirmation online. Also be sure to ask how Connect(SM), our new web-based, single sign-on platform can help you go paperless.

Visit us at [www.bnymellon.com](http://www.bnymellon.com)

### Account Statement

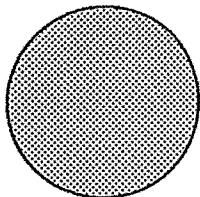
Statement Period 02/01/2014 Through 02/28/2014

Account 112603  
KCWA GEN REN & REP RESV ACCT

ADMINISTRATIVE CONTACT: ERIN METENY  
525 WILLIAM PENN PLACE AIM 153-3800-38TH FL  
PITTSBURGH, PA 15259  
412-234-6247  
ERIN.MYERS1@BNYMELLON.COM

CLIENT SERVICE MANAGER: SUSAN CALISE  
135 SANTILLI HIGHWAY AIM 026-0018  
EVERETT, MA 02149  
617-382-5217  
SUSAN.CALISE@BNYMELLON.COM

### Account Overview



Percent of all Investments	Asset Classification	Market Value
100%	CASH AND SHORT TERM	1,272,784.08
100%	TOTAL OF ALL INVESTMENTS	1,272,784.08

### Summary of Assets Held

Asset Classification	Market Value	Cost	Accrued Income	Est Annual Income	Market Yield
CASH AND SHORT TERM	1,272,784.08	1,272,784.08	0.00	127.28	0.01%
ACCOUNT TOTALS	1,272,784.08	1,272,784.08	0.00	127.28	0.01%

### Summary of Cash Transactions

Transaction Category	Current Period			Year-to-Date	
	Income	Principal	Realized Gains/Losses	Income	Principal
OPENING BALANCE	0.00	0.00		0.00	0.00
DIVIDENDS	10.84	0.00	0.00	21.69	0.00
OTHER CASH ADDITIONS	0.00	10.84	0.00	0.00	21.69
PAYMENTS AND WITHDRAWALS	10.84 -	0.00	0.00	21.69 -	0.00
PURCHASES	0.00	10.84 -	0.00	0.00	21.69 -
CLOSING BALANCE	0.00	0.00	0.00	0.00	0.00

The above cash transactions summary is provided for information purposes only and may not reflect actual taxable income or deductible expenses as reportable under the Internal Revenue Code.

007280 XBNEF402 024036

0 97710 m 1 PD3 s 969598



BNY MELLON

The Bank of New York Mellon Trust Company, N.A.

Statement Period 02/01/2014 Through 02/28/2014  
Account 112603  
KCWA GEN REN & REP RESV ACCT

### Statement of Assets Held

Shares / Par Value	Asset Description	Market Price Average Cost	Market Value Cost	Accrued Income Est Annual Income	Market Yield
<b>CASH AND SHORT TERM</b>					
1,272,784.080	FIDELITY INSTL M MKT GOVT #57 CLASS 1 CUSIP: S99992780	1.00000 1.00000	1,272,784.08 1,272,784.08	0.00 127.28	0.01% 0.01%
<b>Total CASH AND SHORT TERM</b>			<b>1,272,784.08</b>	<b>0.00</b> <b>127.28</b>	<b>0.01%</b>
<b>ACCOUNT TOTALS</b>			<b>1,272,784.08</b>	<b>0.00</b> <b>127.28</b>	<b>0.01%</b>

Total Market Value Plus Total Accrued Income 1,272,784.08

### Statement of Transactions

Transaction Date	Transaction Description	Income	Principal	Cost	Realized Gains/Losses
02/01/14	OPENING BALANCE	0.00	0.00	1,272,773.24	
02/04/14	Purchase FIDELITY INSTL M MKT GOVT #57 CLASS 1 10.84 SHARES	0.00	10.84 -	10.84	0.00
02/04/14	Dividend FIDELITY INSTL M MKT GOVT #57 CLASS 1 DIVIDEND	10.84	0.00	0.00	0.00
02/04/14	Cash Debit TRANSFERRED TO ACCOUNT 112603 FF	10.84 -	0.00	0.00	0.00
02/04/14	Cash Credit TRANSFERRED FROM ACCOUNT 112603 FF	0.00	10.84	0.00	0.00
02/04/14	DAILY ENDING BALANCE	0.00	0.00	1,272,784.08	0.00
02/28/14	CLOSING BALANCE	0.00	0.00	1,272,784.08	0.00

Cumulative realized capital gain and loss position from 12/31/2013 for securities held in principal of account:

Short Term: 0.00 \*      Long Term: 0.00 \*

\* The above gain and loss position does not include transactions where tax cost information is incomplete or unavailable.

Cash and securities set forth on this Account Statement are held by The Bank of New York Mellon, an affiliate of The Bank of New York Mellon Trust Company, N.A. In addition, The Bank of New York Mellon Trust Company, N.A. may utilize subsidiaries and affiliates to provide services and certain products to the Account. Subsidiaries and affiliates may be compensated for their services and products.

The value of securities set forth on this Account Statement are obtained by The Bank of New York Mellon Trust Company, N.A., from its affiliate, The Bank of New York Mellon which determines such values for Global Corporate Trust on the basis of market prices and information obtained by The Bank of New York Mellon from unaffiliated third parties (including independent pricing vendors) ("third party pricing services"). The Bank of New York Mellon has not verified such market values or information and makes no assurances as to the accuracy or correctness of such market values or information or that the market values set forth on this Account Statement reflect the value of the securities that can be realized upon the sale of such securities. In addition, the market values for the securities set forth in this Account Statement may differ from the market prices and information for the same securities used by other business units of The Bank of New York Mellon Trust Company, N.A., The Bank of New York Mellon or their respective subsidiaries or affiliates based upon market prices and information received from other third party pricing services utilized by such other business units. Global Corporate Trust does not compare its market values with those used by, or reconcile different market values used by, other business units of The Bank of New York Mellon Trust Company, N.A., The Bank of New York Mellon or their respective subsidiaries or affiliates. Neither The Bank of New York Mellon Trust Company, N.A. nor The Bank of New York Mellon shall be liable for any loss, damage or expense incurred as a result of or arising from or related to the market values or information provided by third party pricing services or the differences in market prices or information provided by other third party pricing services.

0 7710  
FD3 s 96 958



**BNY MELLON**

The Bank of New York Mellon Trust Company, N.A.

**..ENT COUNTY WATER AUTHORITY  
FINANCE DIRECTOR  
1072 MAIN ST  
WEST WARWICK RI 02893-3724**

### Account Statement

Statement Period 02/01/2014 Through 02/28/2014

Account 112604  
KCWA GENERAL RENEWAL AND REPLACEMENT AC

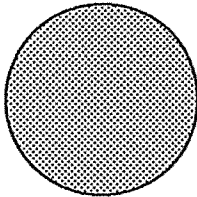
**ADMINISTRATIVE CONTACT: ERIN METENY**  
525 WILLIAM PENN PLACE AIM 153-3800-38TH FL  
PITTSBURGH, PA 15259  
412-234-6247  
ERIN.MYERS1@BNYMELLON.COM

**CLIENT SERVICE MANAGER: SUSAN CALISE**  
135 SANTILLI HIGHWAY AIM 026-0018  
EVERETT, MA 02149  
617-382-5217  
SUSAN.CALISE@BNYMELLON.COM

Go Paperless. Securely access your account online to view your statements. Ask your BNY Mellon contact how we can help you access your accounts, enter your own transactions or submit an audit confirmation online. Also be sure to ask how Connect(SM), our new web-based, single sign-on platform can help you go paperless.

Visit us at [www.bnymellon.com](http://www.bnymellon.com)

### Account Overview



Percent of all Investments	Asset Classification	Market Value
100%	CASH AND SHORT TERM	229,595.72
100%	<b>TOTAL OF ALL INVESTMENTS</b>	<b>229,595.72</b>

### Summary of Assets Held

Asset Classification	Market Value	Cost	Accrued Income	Est Annual Income	Market Yield
CASH AND SHORT TERM	229,595.72	229,595.72	0.00	22.96	0.01%
<b>ACCOUNT TOTALS</b>	<b>229,595.72</b>	<b>229,595.72</b>	<b>0.00</b>	<b>22.96</b>	<b>0.01%</b>

### Summary of Cash Transactions

Transaction Category	Current Period			Year-to-Date	
	Income	Principal	Realized Gains/Losses	Income	Principal
OPENING BALANCE	0.00	0.00		0.00	0.00
DIVIDENDS	2.45	0.00	0.00	4.93	0.00
SALES AND REDEMPTIONS	0.00	0.00	0.00	0.00	75,442.67
OTHER CASH ADDITIONS	0.00	8,335.78	0.00	0.00	16,671.59
PAYMENTS AND WITHDRAWALS	2.45 -	0.00	0.00	4.93 -	83,776.00 -
PURCHASES	0.00	8,335.78 -	0.00	0.00	8,338.26 -
<b>CLOSING BALANCE</b>	<b>0.00</b>	<b>0.00</b>	<b>0.00</b>	<b>0.00</b>	<b>0.00</b>

The above cash transactions summary is provided for information purposes only and may not reflect actual taxable income or deductible expenses as reportable under the Internal Revenue Code.

007280 XBENEF402 024037

g 97710 m 1 P03 s 96959



BNY MELLON

The Bank of New York Mellon Trust Company, N.A.

Statement Period 02/01/2014 Through 02/28/2014

Account 112604

KCWA GENERAL RENEWAL AND REPLACEMENT AC

### Statement of Assets Held

Shares / Par Value	Asset Description	Market Price Average Cost	Market Value Cost	Accrued Income Est Annual Income	Market Yield
<b>CASH AND SHORT TERM</b>					
229,595.720	FIDELITY INSTL M MKT GOVT #57 CLASS 1 CUSIP: S99992780	1.00000 1.00000	229,595.72 229,595.72	0.00 22.96	0.01% 0.01%
<b>Total CASH AND SHORT TERM</b>			<b>229,595.72</b>	<b>0.00</b>	<b>0.01%</b>

### ACCOUNT TOTALS

Total Market Value Plus Total Accrued Income 229,595.72

<b>229,595.72</b>	<b>0.00</b>	<b>0.01%</b>
<b>229,595.72</b>	<b>22.96</b>	

### Statement of Transactions

Transaction Date	Transaction Description	Income	Principal	Cost	Realized Gains/Losses
02/01/14	OPENING BALANCE	0.00	0.00	221,259.94	
02/04/14	Purchase FIDELITY INSTL M MKT GOVT #57 CLASS 1 2.45 SHARES	0.00	2.45 -	2.45	0.00
02/04/14	Dividend FIDELITY INSTL M MKT GOVT #57 CLASS 1 DIVIDEND	2.45	0.00	0.00	0.00
02/04/14	Cash Debit TRANSFERRED TO ACCOUNT 112604 FF	2.45 -	0.00	0.00	0.00
02/04/14	Cash Credit TRANSFERRED FROM ACCOUNT 112604 FF	0.00	2.45	0.00	0.00
02/04/14	DAILY ENDING BALANCE	0.00	0.00	221,262.39	0.00
02/28/14	Purchase FIDELITY INSTL M MKT GOVT #57 CLASS 1 8,333.33 SHARES	0.00	8,333.33 -	8,333.33	0.00
02/28/14	Cash Credit MONTHLY DEPOSIT FROM REV A/C 112600 OF FUNDS NECESSARY TO COVER APPROVED BUDGET EXPENSES WITH RESPECT TO R&R. TRNIIJ1402280846800	0.00	8,333.33	0.00	0.00
02/28/14	DAILY ENDING BALANCE	0.00	0.00	229,595.72	0.00
02/28/14	CLOSING BALANCE	0.00	0.00	229,595.72	0.00

Cumulative realized capital gain and loss position from 12/31/2013 for securities held in principal of account:

Short Term:	0.00 *	Long Term:	0.00 *
-------------	--------	------------	--------

\* The above gain and loss position does not include transactions where tax cost information is incomplete or unavailable.

Cash and securities set forth on this Account Statement are held by The Bank of New York Mellon, an affiliate of The Bank of New York Mellon Trust Company, N.A. In addition, The Bank of New York Mellon Trust Company, N.A. may utilize subsidiaries and affiliates to provide services and certain products to the Account. Subsidiaries and affiliates may be compensated for their services and products.

The value of securities set forth on this Account Statement are obtained by The Bank of New York Mellon Trust Company, N.A., from its affiliate, The Bank of New York Mellon which determines such values for Global Corporate Trust on the basis of market prices and information obtained by The Bank of New York Mellon from unaffiliated third parties (including independent pricing vendors) ("third party pricing services"). The Bank of New York Mellon has not verified such market values or information and makes no assurances as to the accuracy or correctness of such market values or information or that the market values set forth on this Account Statement reflect the value of the securities that can be realized upon the sale of such securities. In addition, the market values for the securities set forth in this Account Statement may differ from the market prices and information for the same securities used by other business units of The Bank of New York Mellon Trust Company, N.A., The Bank of New York Mellon or their respective subsidiaries or affiliates based upon market prices and information received from other third party pricing services utilized by such other business units. Global Corporate Trust does not compare its market values with those used by, or reconcile different market values used by, other business units of The Bank of New York Mellon Trust Company, N.A., The Bank of New York Mellon or their respective subsidiaries or affiliates. Neither The Bank of New York Mellon Trust Company, N.A. nor The Bank of New York Mellon shall be liable for any loss, damage or expense incurred as a result of or arising from or related to the market values or information provided by third party pricing services or the differences in market prices or information provided by other third party pricing services.

87710  
1P03  
5 96959



BNY MELLON

The Bank of New York Mellon Trust Company, N.A.

WENT COUNTY WATER AUTHORITY  
FINANCE DIRECTOR  
1072 MAIN ST  
WEST WARWICK RI 02893-3724

Go Paperless. Securely access your account online to view your statements. Ask your BNY Mellon contact how we can help you access your accounts, enter your own transactions or submit an audit confirmation online. Also be sure to ask how Connect(SM), our new web-based, single sign-on platform can help you go paperless.

Visit us at [www.bnymellon.com](http://www.bnymellon.com)

## Account Statement

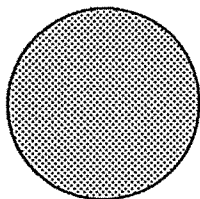
Statement Period 02/01/2014 Through 02/28/2014

Account 112605  
KCWA INFRASTRUCTURE ACCT

ADMINISTRATIVE CONTACT: ERIN METENY  
525 WILLIAM PENN PLACE AIM 153-3800-38TH FL  
PITTSBURGH, PA 15259  
412-234-6247  
ERIN.MYERS1@BNYMELLON.COM

CLIENT SERVICE MANAGER: SUSAN CALISE  
135 SANTILLI HIGHWAY AIM 026-0018  
EVERETT, MA 02149  
617-382-5217  
SUSAN.CALISE@BNYMELLON.COM

## Account Overview



Percent of all Investments	Asset Classification	Market Value
100%	CASH AND SHORT TERM	5,773,065.64
100%	TOTAL OF ALL INVESTMENTS	5,773,065.64

## Summary of Assets Held

Asset Classification	Market Value	Cost	Accrued Income	Est Annual Income	Market Yield
CASH AND SHORT TERM	5,773,065.64	5,773,065.64	0.00	577.31	0.01%
ACCOUNT TOTALS	5,773,065.64	5,773,065.64	0.00	577.31	0.01%

## Summary of Cash Transactions

Transaction Category	Current Period			Year-to-Date	
	Income	Principal	Realized Gains/Losses	Income	Principal
OPENING BALANCE	0.00	0.00		0.00	0.00
DIVIDENDS	45.66	0.00	0.00	94.74	0.00
SALES AND REDEMPTIONS	0.00	243,867.31	0.00	0.00	1,219,196.46
OTHER CASH ADDITIONS	0.00	450,045.66	0.00	0.00	900,094.74
PAYMENTS AND WITHDRAWALS	45.66 -	243,867.31 -	0.00	94.74 -	1,219,196.46 -
PURCHASES	0.00	450,045.66 -	0.00	0.00	900,094.74 -
CLOSING BALANCE	0.00	0.00	0.00	0.00	0.00

The above cash transactions summary is provided for information purposes only and may not reflect actual taxable income or deductible expenses as reportable under the Internal Revenue Code.

007280 XBNEF402 024038

0 97710 M 1 PUS S 95990



BNY MELLON

The Bank of New York Mellon Trust Company, N.A.

Statement Period 02/01/2014 Through 02/28/2014

Account 112605

KCWA INFRASTRUCTURE ACCT

### Statement of Assets Held

Shares / Par Value	Asset Description	Market Price Average Cost	Market Value Cost	Accrued Income Est Annual Income	Market Yield
<b>CASH AND SHORT TERM</b>					
5,773,065.640	FIDELITY INSTL M MKT GOVT #57 CLASS 1 CUSIP: S99992780	1.00000 1.00000	5,773,065.64 5,773,065.64	0.00 577.31	0.01%
<b>Total CASH AND SHORT TERM</b>			<b>5,773,065.64</b>	<b>0.00</b> <b>577.31</b>	<b>0.01%</b>
<b>ACCOUNT TOTALS</b>			<b>5,773,065.64</b>	<b>0.00</b> <b>577.31</b>	<b>0.01%</b>
Total Market Value Plus Total Accrued Income 5,773,065.64					

### Statement of Transactions

Transaction Date	Transaction Description	Income	Principal	Cost	Realized Gains/Losses
02/01/14	OPENING BALANCE	0.00	0.00	5,566,887.29	
02/04/14	Purchase FIDELITY INSTL M MKT GOVT #57 CLASS 1 45.66 SHARES	0.00	45.66 -	45.66	0.00
02/04/14	Dividend FIDELITY INSTL M MKT GOVT #57 CLASS 1 DIVIDEND	45.66	0.00	0.00	0.00
02/04/14	Cash Debit TRANSFERRED TO ACCOUNT 112605 FF	45.66 -	0.00	0.00	0.00
02/04/14	Cash Credit TRANSFERRED FROM ACCOUNT 112605 FF	0.00	45.66	0.00	0.00
02/04/14	DAILY ENDING BALANCE	0.00	0.00	5,566,932.95	0.00
02/07/14	Sale FIDELITY INSTL M MKT GOVT #57 CLASS 1 59,503.25 SHARES	0.00	59,503.25	59,503.25 -	0.00
02/07/14	Check HART ENGINEERING CORPORATION PAYMENT ON BEHALF OF KENT COUNTY WATER AUTHORITY REQUISITION DATED 01/29/14 IFR QUAKER LANE (240C) APPLICATION #9	0.00	59,503.25 -	0.00	0.00
02/07/14	DAILY ENDING BALANCE	0.00	0.00	5,507,429.70	0.00
02/24/14	Sale FIDELITY INSTL M MKT GOVT #57 CLASS 1 184,364.06 SHARES	0.00	184,364.06	184,364.06 -	0.00
02/24/14	Check BOYLE & FOGARTY PAYMENT ON BEHALF OF KENT COUNTY WATER AUTHORITY REQUISITION DATED 02/17/14 IFR 2010A (249C) FINAL PAYMENT	0.00	184,364.06 -	0.00	0.00
02/24/14	DAILY ENDING BALANCE	0.00	0.00	5,323,065.64	0.00
02/28/14	Purchase FIDELITY INSTL M MKT GOVT #57 CLASS 1 450,000.00 SHARES	0.00	450,000.00 -	450,000.00	0.00
02/28/14	Cash Credit MONTHLY DEPOSIT FROM REVENUE A/C 112600 FUNDS NECESSARY TO COVER APPROVED BUDGET EXPENSES WITH RESPECT TO INFRASTR. TRNIIJ1402280847000	0.00	450,000.00	0.00	0.00
02/28/14	DAILY ENDING BALANCE	0.00	0.00	5,773,065.64	0.00
02/28/14	CLOSING BALANCE	0.00	0.00	5,773,065.64	0.00

Cumulative realized capital gain and loss position from 12/31/2013 for securities held in principal of account:

Short Term: 0.00 \* Long Term: 0.00 \*

\* The above gain and loss position does not include transactions where tax cost information is incomplete or unavailable.

9710  
FD3 s. 96,960



**BNY MELLON**

The Bank of New York Mellon Trust Company, N.A.

Statement Period 02/01/2014 Through 02/28/2014

Account 112605

KCWA INFRASTRUCTURE ACCT

007280 XBNEF402 02-4039

Cash and securities set forth on this Account Statement are held by The Bank of New York Mellon, an affiliate of The Bank of New York Mellon Trust Company, N.A. In addition, The Bank of New York Mellon Trust Company, N.A. may utilize subsidiaries and affiliates to provide services and certain products to the Account. Subsidiaries and affiliates may be compensated for their services and products.

The value of securities set forth on this Account Statement are obtained by The Bank of New York Mellon Trust Company, N.A., from its affiliate, The Bank of New York Mellon which determines such values for Global Corporate Trust on the basis of market prices and information obtained by The Bank of New York Mellon from unaffiliated third parties (including independent pricing vendors) ("third party pricing services"). The Bank of New York Mellon has not verified such market values or information and makes no assurances as to the accuracy or correctness of such market values or information or that the market values set forth on this Account Statement reflect the value of the securities that can be realized on the sale of such securities. In addition, the market values for the securities set forth in this Account Statement may differ from the market prices and information for the same securities used by other business units of The Bank of New York Mellon Trust Company, N.A., The Bank of New York Mellon or their respective subsidiaries or affiliates based upon market prices and information received from other third party pricing services utilized by such other business units. Global Corporate Trust does not compare its market values with those used by, or reconcile different market values used by, other business units of The Bank of New York Mellon Trust Company, N.A., The Bank of New York Mellon or their respective subsidiaries or affiliates. Neither The Bank of New York Mellon Trust Company, N.A. nor The Bank of New York Mellon shall be liable for any loss, damage or expense incurred as a result of or arising from or related to the market values or information provided by third party pricing services or the differences in market prices or information provided by other third party pricing services.

9 9770 m 1P03 s 96991

***This Page Intentionally Blank***





**BNY MELLON**

The Bank of New York Mellon Trust Company, N.A.

**WENT COUNTY WATER AUTHORITY**  
**FINANCE DIRECTOR**  
1072 MAIN ST  
WEST WARWICK RI 02893-3724

### Account Statement

Statement Period 02/01/2014 Through 02/28/2014

Account 112606  
KCWA OPER & MAIN RESERVE ACCT

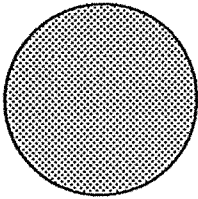
**ADMINISTRATIVE CONTACT: ERIN METENY**  
525 WILLIAM PENN PLACE AIM 153-3800-38TH FL  
PITTSBURGH, PA 15259  
412-234-6247  
ERIN.MYERS1@BNYMELLON.COM

**CLIENT SERVICE MANAGER: SUSAN CALISE**  
135 SANTILLI HIGHWAY AIM 026-0018  
EVERETT, MA 02149  
617-382-5217  
SUSAN.CALISE@BNYMELLON.COM

Go Paperless. Securely access your account online to view your statements. Ask your BNY Mellon contact how we can help you access your accounts, enter your own transactions or submit an audit confirmation online. Also be sure to ask how Connect(SM), our new web-based, single sign-on platform can help you go paperless.

Visit us at [www.bnymellon.com](http://www.bnymellon.com)

### Account Overview



Percent of all Investments	Asset Classification	Market Value
100%	CASH AND SHORT TERM	2,493,202.68
100%	<b>TOTAL OF ALL INVESTMENTS</b>	<b>2,493,202.68</b>

### Summary of Assets Held

Asset Classification	Market Value	Cost	Accrued Income	Est Annual Income	Market Yield
CASH AND SHORT TERM	2,493,202.68	2,493,202.68	0.00	249.32	0.00%
<b>ACCOUNT TOTALS</b>	<b>2,493,202.68</b>	<b>2,493,202.68</b>	<b>0.00</b>	<b>249.32</b>	<b>0.00%</b>

### Summary of Cash Transactions

Transaction Category	Current Period			Year-to-Date	
	Income	Principal	Realized Gains/Losses	Income	Principal
OPENING BALANCE	0.00	0.00		0.00	0.00
DIVIDENDS	21.12	0.00	0.00	42.25	0.00
OTHER CASH ADDITIONS	0.00	21.12	0.00	0.00	42.25
PAYMENTS AND WITHDRAWALS	21.12 -	0.00	0.00	42.25 -	0.00
PURCHASES	0.00	21.12 -	0.00	0.00	42.25 -
<b>CLOSING BALANCE</b>	<b>0.00</b>	<b>0.00</b>	<b>0.00</b>	<b>0.00</b>	<b>0.00</b>

The above cash transactions summary is provided for information purposes only and may not reflect actual taxable income or deductible expenses as reportable under the Internal Revenue Code.

007260 XBNEF402 02:40:40

9 97710 m 1P03 s 96992



BNY MELLON

The Bank of New York Mellon Trust Company, N.A.

Statement Period 02/01/2014 Through 02/28/2014

Account 112606

KCWA OPER & MAIN RESERVE ACCT

### Statement of Assets Held

Shares / Par Value	Asset Description	Market Price Average Cost	Market Value Cost	Accrued Income Est Annual Income	Market Yield
<b>CASH AND SHORT TERM</b>					
2,493,202.680	FIDELITY INSTL M MKT GOVT #57 CLASS 1 CUSIP: S99992780	1.00000 1.00000	2,493,202.68 2,493,202.68	0.00 249.32	0.00%
<b>Total CASH AND SHORT TERM</b>			<b>2,493,202.68</b>	<b>0.00</b> <b>249.32</b>	<b>0.00%</b>
<b>ACCOUNT TOTALS</b>			<b>2,493,202.68</b>	<b>0.00</b> <b>249.32</b>	<b>0.00%</b>
Total Market Value Plus Total Accrued Income 2,493,202.68					

### Statement of Transactions

Transaction Date	Transaction Description	Income	Principal	Cost	Realized Gains/Losses
02/01/14	OPENING BALANCE	0.00	0.00	2,493,181.56	
02/04/14	Purchase FIDELITY INSTL M MKT GOVT #57 CLASS 1 21.12 SHARES	0.00	21.12 -	21.12	0.00
02/04/14	Dividend FIDELITY INSTL M MKT GOVT #57 CLASS 1 DIVIDEND	21.12	0.00	0.00	0.00
02/04/14	Cash Debit TRANSFERRED TO ACCOUNT 112606 FF	21.12 -	0.00	0.00	0.00
02/04/14	Cash Credit TRANSFERRED FROM ACCOUNT 112606 FF	0.00	21.12	0.00	0.00
02/04/14	DAILY ENDING BALANCE	0.00	0.00	2,493,202.68	0.00
02/28/14	CLOSING BALANCE	0.00	0.00	2,493,202.68	0.00

Cumulative realized capital gain and loss position from 12/31/2013 for securities held in principal of account:

Short Term: 0.00 \* Long Term: 0.00 \*

\* The above gain and loss position does not include transactions where tax cost information is incomplete or unavailable.

Cash and securities set forth on this Account Statement are held by The Bank of New York Mellon, an affiliate of The Bank of New York Mellon Trust Company, N.A. In addition, The Bank of New York Mellon Trust Company, N.A. may utilize subsidiaries and affiliates to provide services and certain products to the Account. Subsidiaries and affiliates may be compensated for their services and products.

The value of securities set forth on this Account Statement are obtained by The Bank of New York Mellon Trust Company, N.A., from its affiliate, The Bank of New York Mellon which determines such values for Global Corporate Trust on the basis of market prices and information obtained by The Bank of New York Mellon from unaffiliated third parties (including independent pricing vendors) ("third party pricing services"). The Bank of New York Mellon has not verified such market values or information and makes no assurances as to the accuracy or correctness of such market values or information or that the market values set forth on this Account Statement reflect the value of the securities that can be realized upon the sale of such securities. In addition, the market values for the securities set forth in this Account Statement may differ from the market prices and information for the same securities used by other business units of The Bank of New York Mellon Trust Company, N.A., The Bank of New York Mellon or their respective subsidiaries or affiliates based upon market prices and information received from other third party pricing services utilized by such other business units. Global Corporate Trust does not compare its market values with those used by, or reconcile different market values used by, other business units of The Bank of New York Mellon Trust Company, N.A., The Bank of New York Mellon or their respective subsidiaries or affiliates. Neither The Bank of New York Mellon Trust Company, N.A. nor The Bank of New York Mellon shall be liable for any loss, damage or expense incurred as a result of or arising from or related to the market values or information provided by third party pricing services or the differences in market prices or information provided by other third party pricing services.

4710  
PDF 5 96982



**BNY MELLON**

The Bank of New York Mellon Trust Company, N.A.

**ENT COUNTY WATER AUTHORITY  
FINANCE DIRECTOR  
1072 MAIN ST  
WEST WARWICK RI 02893-3724**

### Account Statement

Statement Period 02/01/2014 Through 02/28/2014

Account 112612  
KCWA SER 2004A DEBT SERVICE FD

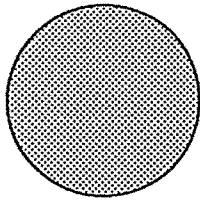
**ADMINISTRATIVE CONTACT: ERIN METENY**  
525 WILLIAM PENN PLACE AIM 153-3800-38TH FL  
PITTSBURGH, PA 15259  
412-234-6247  
ERIN.MYERS1@BNYMELLON.COM

**CLIENT SERVICE MANAGER: SUSAN CALISE**  
135 SANTILLI HIGHWAY AIM 026-0018  
EVERETT, MA 02149  
617-382-5217  
SUSAN.CALISE@BNYMELLON.COM

Go Paperless. Securely access your account online to view your statements. Ask your BNY Mellon contact how we can help you access your accounts, enter your own transactions or submit an audit confirmation online. Also be sure to ask how Connect(SM), our new web-based, single sign-on platform can help you go paperless.

Visit us at [www.bnymellon.com](http://www.bnymellon.com)

### Account Overview



Percent of all Investments	Asset Classification	Market Value
100%	CASH AND SHORT TERM	719,444.45
100%	<b>TOTAL OF ALL INVESTMENTS</b>	<b>719,444.45</b>

### Summary of Assets Held

Asset Classification	Market Value	Cost	Accrued Income	Est Annual Income	Market Yield
CASH AND SHORT TERM	719,444.45	719,444.45	0.00	71.94	0.00%
<b>ACCOUNT TOTALS</b>	<b>719,444.45</b>	<b>719,444.45</b>	<b>0.00</b>	<b>71.94</b>	<b>0.00%</b>

### Summary of Cash Transactions

Transaction Category	Current Period			Year-to-Date	
	Income	Principal	Realized Gains/Losses	Income	Principal
OPENING BALANCE	0.00	0.00		0.00	0.00
DIVIDENDS	4.67	0.00	0.00	8.63	0.00
SALES AND REDEMPTIONS	0.00	0.00	0.00	0.00	18,056.25
OTHER CASH ADDITIONS	0.00	92,180.71	0.00	0.00	184,360.71
PAYMENTS AND WITHDRAWALS	4.67 -	0.00	0.00	8.63 -	18,056.25 -
PURCHASES	0.00	92,180.71 -	0.00	0.00	184,360.71 -
<b>CLOSING BALANCE</b>	<b>0.00</b>	<b>0.00</b>	<b>0.00</b>	<b>0.00</b>	<b>0.00</b>

The above cash transactions summary is provided for information purposes only and may not reflect actual taxable income or deductible expenses as reportable under the Internal Revenue Code.

007280 XBNEF402 024041

C 9710 M 1P03 S 96963



BNY MELLON

The Bank of New York Mellon Trust Company, N.A.

Statement Period 02/01/2014 Through 02/28/2014  
Account 112612  
KCWA SER 2004A DEBT SERVICE FD

### Statement of Assets Held

Shares / Par Value	Asset Description	Market Price Average Cost	Market Value Cost	Accrued Income Est Annual Income	Market Yield
<b>CASH AND SHORT TERM</b>					
719,444.450	FIDELITY INSTL M MKT GOVT #57 CLASS 1 CUSIP: S99992780	1.00000 1.00000	719,444.45 719,444.45	0.00 71.94	0.00% 0.00%
<b>Total CASH AND SHORT TERM</b>			<b>719,444.45</b>	<b>0.00</b> <b>71.94</b>	<b>0.00%</b>

### ACCOUNT TOTALS

Total Market Value Plus Total Accrued Income 719,444.45

**719,444.45**  
**719,444.45**

**0.00**  
**71.94**

**0.00%**

### Statement of Transactions

Transaction Date	Transaction Description	Income	Principal	Cost	Realized Gains/Losses
02/01/14	OPENING BALANCE	0.00	0.00	627,263.74	
02/04/14	Purchase FIDELITY INSTL M MKT GOVT #57 CLASS 1 4.67 SHARES	0.00	4.67 -	4.67	0.00
02/04/14	Dividend FIDELITY INSTL M MKT GOVT #57 CLASS 1 DIVIDEND	4.67	0.00	0.00	0.00
02/04/14	Cash Debit TRANSFERRED TO ACCOUNT 112612 FF	4.67 -	0.00	0.00	0.00
02/04/14	Cash Credit TRANSFERRED FROM ACCOUNT 112612 FF	0.00	4.67	0.00	0.00
02/04/14	DAILY ENDING BALANCE	0.00	0.00	627,268.41	0.00
02/28/14	Purchase FIDELITY INSTL M MKT GOVT #57 CLASS 1 92,176.04 SHARES	0.00	92,176.04 -	92,176.04	0.00
02/28/14	Cash Credit MONTHLY DEPOSIT FROM REVENUE A/C 112600 OF FUNDS NECESSARY TO COVER MONTHLY LOAN PAYMENT OBLIGATION ON SERIES 2004 BONDS TRNIIJ1402280847200	0.00	92,176.04	0.00	0.00
02/28/14	DAILY ENDING BALANCE	0.00	0.00	719,444.45	0.00
02/28/14	CLOSING BALANCE	0.00	0.00	719,444.45	0.00

Cumulative realized capital gain and loss position from 12/31/2013 for securities held in principal of account:

Short Term: 0.00 \* Long Term: 0.00 \*

\* The above gain and loss position does not include transactions where tax cost information is incomplete or unavailable.

Cash and securities set forth on this Account Statement are held by The Bank of New York Mellon, an affiliate of The Bank of New York Mellon Trust Company, N.A. In addition, The Bank of New York Mellon Trust Company, N.A. may utilize subsidiaries and affiliates to provide services and certain products to the Account. Subsidiaries and affiliates may be compensated for their services and products.

The value of securities set forth on this Account Statement are obtained by The Bank of New York Mellon Trust Company, N.A., from its affiliate, The Bank of New York Mellon which determines such values for Global Corporate Trust on the basis of market prices and information obtained by The Bank of New York Mellon from unaffiliated third parties (including independent pricing vendors) ("third party pricing services"). The Bank of New York Mellon has not verified such market values or information and makes no assurances as to the accuracy or correctness of such market values or information or that the market values set forth on this Account Statement reflect the value of the securities that can be realized upon the sale of such securities. In addition, the market values for the securities set forth in this Account Statement may differ from the market prices and information for the same securities used by other business units of The Bank of New York Mellon Trust Company, N.A., The Bank of New York Mellon or their respective subsidiaries or affiliates based upon market prices and information received from other third party pricing services utilized by such other business units. Global Corporate Trust does not compare its market values with those used by, or reconcile different market values used by, other business units of The Bank of New York Mellon Trust Company, N.A., The Bank of New York Mellon or their respective subsidiaries or affiliates. Neither The Bank of New York Mellon Trust Company, N.A. nor The Bank of New York Mellon shall be liable for any loss, damage or expense incurred as a result of or arising from or related to the market values or information provided by third party pricing services or the differences in market prices or information provided by other third party pricing services.

9 7710  
1 P03 5 56563



**BNY MELLON**

The Bank of New York Mellon Trust Company, N.A.

**WENT COUNTY WATER AUTHORITY  
FINANCE DIRECTOR  
1072 MAIN ST  
WEST WARWICK RI 02893-3724**

### Account Statement

Statement Period 02/01/2014 Through 02/28/2014

Account 112613  
KCWA SER 2004A DEBT SERV RESRV

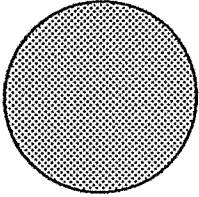
**ADMINISTRATIVE CONTACT: ERIN METENY**  
525 WILLIAM PENN PLACE AIM 153-3800-38TH FL  
PITTSBURGH, PA 15259  
412-234-6247  
ERIN.MYERS1@BNYMELLON.COM

**CLIENT SERVICE MANAGER: SUSAN CALISE**  
135 SANTILLI HIGHWAY AIM 026-0018  
EVERETT, MA 02149  
617-382-5217  
SUSAN.CALISE@BNYMELLON.COM

Go Paperless. Securely access your account online to view your statements. Ask your BNY Mellon contact how we can help you access your accounts, enter your own transactions or submit an audit confirmation online. Also be sure to ask how Connect(SM), our new web-based, single sign-on platform can help you go paperless.

Visit us at [www.bnymellon.com](http://www.bnymellon.com)

### Account Overview



Percent of all Investments	Asset Classification	Market Value
100%	CASH AND SHORT TERM	225,638.32
100%	TOTAL OF ALL INVESTMENTS	225,638.32

### Summary of Assets Held

Asset Classification	Market Value	Cost	Accrued Income	Est Annual Income	Market Yield
CASH AND SHORT TERM	225,638.32	225,638.32	0.00	22.56	0.00%
<b>ACCOUNT TOTALS</b>	<b>225,638.32</b>	<b>225,638.32</b>	<b>0.00</b>	<b>22.56</b>	<b>0.00%</b>

### Summary of Cash Transactions

Transaction Category	Current Period			Year-to-Date	
	Income	Principal	Realized Gains/Losses	Income	Principal
OPENING BALANCE	0.00	0.00		0.00	0.00
DIVIDENDS	1.42	0.00	0.00	1.47	0.00
INTEREST	0.00	0.00	0.00	4,103.36	0.00
SALES AND REDEMPTIONS	0.00	0.00	0.00	0.00	215,909.64
PAYMENTS AND WITHDRAWALS	0.00	0.00	0.00	4,103.41	0.00
PURCHASES	0.00	0.00	0.00	0.00	215,909.64
<b>CLOSING BALANCE</b>	<b>1.42</b>	<b>0.00</b>	<b>0.00</b>	<b>1.42</b>	<b>0.00</b>

The above cash transactions summary is provided for information purposes only and may not reflect actual taxable income or deductible expenses as reportable under the Internal Revenue Code.

007280 XBNEF402 024042

0 97710 m 1 P03 s 96964



BNY MELLON

The Bank of New York Mellon Trust Company, N.A.

Statement Period 02/01/2014 Through 02/28/2014

Account 112613

KCWA SER 2004A DEBT SERV RESRV

### Statement of Assets Held

Shares / Par Value	Asset Description	Market Price Average Cost	Market Value Cost	Accrued Income Est Annual Income	Market Yield
<b>CASH AND SHORT TERM</b>					
225,636.900	FIDELITY INSTL M MKT GOVT #57 CLASS 1	1.00000	225,636.90	0.00	0.00%
	CUSIP: S99992780	1.00000	225,636.90	22.56	
	CASH BALANCE	0.00000	1.42	0.00	0.00%
		0.00000	1.42	0.00	
<b>Total CASH AND SHORT TERM</b>			<b>225,638.32</b>	<b>0.00</b>	<b>0.00%</b>
			<b>225,638.32</b>	<b>22.56</b>	

### ACCOUNT TOTALS

Total Market Value Plus Total Accrued Income 225,638.32

<b>225,638.32</b>	<b>0.00</b>	<b>0.00%</b>
<b>225,638.32</b>	<b>22.56</b>	

### Statement of Transactions

Transaction Date	Transaction Description	Income	Principal	Cost	Realized Gains/Losses
02/01/14	OPENING BALANCE	0.00	0.00	225,636.90	
02/04/14	Dividend FIDELITY INSTL M MKT GOVT #57 CLASS 1 DIVIDEND	1.42	0.00	0.00	0.00
02/04/14	DAILY ENDING BALANCE	1.42	0.00	225,636.90	0.00
02/28/14	CLOSING BALANCE	1.42	0.00	225,636.90	0.00

Cumulative realized capital gain and loss position from 12/31/2013 for securities held in principal of account:

Short Term:	0.00 *	Long Term:	0.00 *
-------------	--------	------------	--------

\* The above gain and loss position does not include transactions where tax cost information is incomplete or unavailable.

Cash and securities set forth on this Account Statement are held by The Bank of New York Mellon, an affiliate of The Bank of New York Mellon Trust Company, N.A. In addition, The Bank of New York Mellon Trust Company, N.A. may utilize subsidiaries and affiliates to provide services and certain products to the Account. Subsidiaries and affiliates may be compensated for their services and products.

The value of securities set forth on this Account Statement are obtained by The Bank of New York Mellon Trust Company, N.A., from its affiliate, The Bank of New York Mellon which determines such values for Global Corporate Trust on the basis of market prices and information obtained by The Bank of New York Mellon from unaffiliated third parties (including independent pricing vendors) ("third party pricing services"). The Bank of New York Mellon has not verified such market values or information and makes no assurances as to the accuracy or correctness of such market values or information or that the market values set forth on this Account Statement reflect the value of the securities that can be realized upon the sale of such securities. In addition, the market values for the securities set forth in this Account Statement may differ from the market prices and information for the same securities used by other business units of The Bank of New York Mellon Trust Company, N.A., The Bank of New York Mellon or their respective subsidiaries or affiliates based upon market prices and information received from other third party pricing services utilized by such other business units. Global Corporate Trust does not compare its market values with those used by, or reconcile different market values used by, other business units of The Bank of New York Mellon Trust Company, N.A., The Bank of New York Mellon or their respective subsidiaries or affiliates. Neither The Bank of New York Mellon Trust Company, N.A. nor The Bank of New York Mellon shall be liable for any loss, damage or expense incurred as a result of or arising from or related to the market values or information provided by third party pricing services or the differences in market prices or information provided by other third party pricing services.

0710  
FD3 s. 96984




February 28, 2014



# Envelope Contents

Account Information	Number of Pages	Starting Page Number	Account Information	Number of Pages	Starting Page Number
KCWA SER 2012 DSR FUND 853023	2	1 of 8			
KCWA SER 2012 DEBT SERVICE FD 853024	2	3 of 8			
KCWA SER 2012 PJCT FD COI AC 853025	2	5 of 8			
KCWA DEBT SERVICE SAVINGS CIP 853026	2	7 of 8			

  
 00007278 02 AB 0.896 02 TR 00091 XBNEF402 000000  
 KENT COUNTY WATER AUTHORITY  
 FINANCE DIRECTOR  
 1072 MAIN STREET  
 WEST WARWICK RI 02893

*This Page Intentionally Blank*





**BNY MELLON**

The Bank of New York Mellon Trust Company, N.A.

**KENT COUNTY WATER AUTHORITY**  
**FINANCE DIRECTOR**  
**1072 MAIN STREET**  
**WEST WARWICK RI 02893**

### Account Statement

Statement Period 02/01/2014 Through 02/28/2014

Account 853023  
KENT COUNTY WATER AUTHORITY  
GENERAL REFUNDING REVENUE BONDS  
2012 SERIES A


**ADMINISTRATIVE CONTACT: ERIN METENY**  
525 WILLIAM PENN PLACE AIM 153-3800-38TH FL  
PITTSBURGH, PA 15259  
412-234-6247  
ERIN.MYERS1@BNYMELLON.COM

**CLIENT SERVICE MANAGER: SUSAN CALISE**  
135 SANTILLI HIGHWAY AIM 026-0018  
EVERETT, MA 02149  
617-382-5217  
SUSAN.CALISE@BNYMELLON.COM

Go Paperless. Securely access your account online to view your statements. Ask your BNY Mellon contact how we can help you access your accounts, enter your own transactions or submit an audit confirmation online. Also be sure to ask how Connect(SM), our new web-based, single sign-on platform can help you go paperless.

Visit us at [www.bnymellon.com](http://www.bnymellon.com)

### Account Overview



Percent of all Investments	Asset Classification	Market Value
100%	CASH AND SHORT TERM	1,798,770.16
100%	TOTAL OF ALL INVESTMENTS	1,798,770.16

### Summary of Assets Held

Asset Classification	Market Value	Cost	Accrued Income	Est Annual Income	Market Yield
CASH AND SHORT TERM	1,798,770.16	1,774,701.74	0.00	49,476.71	2.75%
ACCOUNT TOTALS	1,798,770.16	1,774,701.74	0.00	49,476.71	2.75%

### Summary of Cash Transactions

Transaction Category	Current Period			Year-to-Date	
	Income	Principal	Realized Gains/Losses	Income	Principal
OPENING BALANCE	0.00	0.00		0.00	0.00
DIVIDENDS	6.80	0.00	0.00	12.69	0.00
INTEREST	0.00	0.00	0.00	20,198.30	0.00
SALES AND REDEMPTIONS	0.00	0.00	0.00	0.00	2,341,487.04
OTHER CASH ADDITIONS	0.00	6.80	0.00	0.00	20,210.99
PAYMENTS AND WITHDRAWALS	6.80 -	0.00	0.00	20,210.99 -	0.00
PURCHASES	0.00	6.80 -	0.00	0.00	2,361,698.03 -
CLOSING BALANCE	0.00	0.00	0.00	0.00	0.00

The above cash transactions summary is provided for information purposes only and may not reflect actual taxable income or deductible expenses as reportable under the Internal Revenue Code.

007278 XBNEF402 024015

07710 m 1 P03 s 96966



BNY MELLON

The Bank of New York Mellon Trust Company, N.A.

Statement Period 02/01/2014 Through 02/28/2014  
Account 853023  
KCWA SER 2012 DSR FUND

### Statement of Assets Held

Shares / Par Value	Asset Description	Market Price Average Cost	Market Value Cost	Accrued Income Est Annual Income	Market Yield
<b>CASH AND SHORT TERM</b>					
496,003.400	FIDELITY INSTL M MKT GOVT #57 CLASS 1 CUSIP: S99992780	1.00000	496,003.40	0.00	0.00%
1,303,000.000	UNITED STATES TREAS BILLS CUSIP: 912796DH9 MATURITY DATE: 07/10/2014 RATE: 0.00%	99.98210 98.13495	1,302,766.76 1,278,698.34	0.00 49,427.11	3.79%
<b>Total CASH AND SHORT TERM</b>			<b>1,798,770.16</b> <b>1,774,701.74</b>	<b>0.00</b> <b>49,476.71</b>	<b>2.75%</b>
<b>ACCOUNT TOTALS</b>			<b>1,798,770.16</b> <b>1,774,701.74</b>	<b>0.00</b> <b>49,476.71</b>	<b>2.75%</b>
Total Market Value Plus Total Accrued Income 1,798,770.16					

### Statement of Transactions

Transaction Date	Transaction Description	Income	Principal	Cost	Realized Gains/Losses
02/01/14	OPENING BALANCE	0.00	0.00	1,774,694.94	
02/04/14	Purchase FIDELITY INSTL M MKT GOVT #57 CLASS 1 6.80 SHARES	0.00	6.80 -	6.80	0.00
02/04/14	Dividend FIDELITY INSTL M MKT GOVT #57 CLASS 1 DIVIDEND	6.80	0.00	0.00	0.00
02/04/14	Cash Debit TRANSFERRED TO ACCOUNT 853023 FF	6.80 -	0.00	0.00	0.00
02/04/14	Cash Credit TRANSFERRED FROM ACCOUNT 853023 FF	0.00	6.80	0.00	0.00
02/04/14	DAILY ENDING BALANCE	0.00	0.00	1,774,701.74	0.00
02/28/14	CLOSING BALANCE	0.00	0.00	1,774,701.74	0.00

Cumulative realized capital gain and loss position from 12/31/2013 for securities held in principal of account:

Short Term: 0.00 \* Long Term: 0.00 \*

\* The above gain and loss position does not include transactions where tax cost information is incomplete or unavailable.

Cash and securities set forth on this Account Statement are held by The Bank of New York Mellon, an affiliate of The Bank of New York Mellon Trust Company, N.A. In addition, The Bank of New York Mellon Trust Company, N.A. may utilize subsidiaries and affiliates to provide services and certain products to the Account. Subsidiaries and affiliates may be compensated for their services and products.

The value of securities set forth on this Account Statement are obtained by The Bank of New York Mellon Trust Company, N.A., from its affiliate, The Bank of New York Mellon which determines such values for Global Corporate Trust on the basis of market prices and information obtained by The Bank of New York Mellon from unaffiliated third parties (including independent pricing vendors) ("third party pricing services"). The Bank of New York Mellon has not verified such market values or information and makes no assurances as to the accuracy or correctness of such market values or information or that the market values set forth on this Account Statement reflect the value of the securities that can be realized upon the sale of such securities. In addition, the market values for the securities set forth in this Account Statement may differ from the market prices and information for the same securities used by other business units of The Bank of New York Mellon Trust Company, N.A., The Bank of New York Mellon or their respective subsidiaries or affiliates based upon market prices and information received from other third party pricing services utilized by such other business units. Global Corporate Trust does not compare its market values with those used by, or reconcile different market values used by, other business units of The Bank of New York Mellon Trust Company, N.A., The Bank of New York Mellon or their respective subsidiaries or affiliates. Neither The Bank of New York Mellon Trust Company, N.A. nor The Bank of New York Mellon shall be liable for any loss, damage or expense incurred as a result of or arising from or related to the market values or information provided by third party pricing services or the differences in market prices or information provided by other third party pricing services.

02710  
M  
PDS s 96,965



**BNY MELLON**

The Bank of New York Mellon Trust Company, N.A.

**KENT COUNTY WATER AUTHORITY  
FINANCE DIRECTOR  
1072 MAIN STREET  
WEST WARWICK RI 02893**

### Account Statement

Statement Period 02/01/2014 Through 02/28/2014

Account 853024  
KENT COUNTY WATER AUTHORITY  
GENERAL REFUNDING REVENUE BONDS  
2012 SERIES A

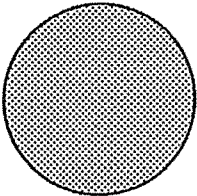
**ADMINISTRATIVE CONTACT: ERIN METENY**  
525 WILLIAM PENN PLACE AIM 153-3800-38TH FL  
PITTSBURGH, PA 15259  
412-234-6247  
ERIN.MYERS1@BNYMELLON.COM

**CLIENT SERVICE MANAGER: SUSAN CALISE**  
135 SANTILLI HIGHWAY AIM 026-0018  
EVERETT, MA 02149  
617-382-5217  
SUSAN.CALISE@BNYMELLON.COM

Go Paperless. Securely access your account online to view your statements. Ask your BNY Mellon contact how we can help you access your accounts, enter your own transactions or submit an audit confirmation online. Also be sure to ask how Connect(SM), our new web-based, single sign-on platform can help you go paperless.

Visit us at [www.bnymellon.com](http://www.bnymellon.com)

### Account Overview



Percent of all Investments	Asset Classification	Market Value
100%	CASH AND SHORT TERM	1,075,370.67
100%	TOTAL OF ALL INVESTMENTS	1,075,370.67

### Summary of Assets Held

Asset Classification	Market Value	Cost	Accrued Income	Est Annual Income	Market Yield
CASH AND SHORT TERM	1,075,370.67	1,075,370.67	0.00	107.54	0.01%
ACCOUNT TOTALS	1,075,370.67	1,075,370.67	0.00	107.54	0.01%

### Summary of Cash Transactions

Transaction Category	Current Period			Year-to-Date	
	Income	Principal	Realized Gains/Losses	Income	Principal
OPENING BALANCE	0.00	0.00		0.00	0.00
DIVIDENDS	7.63	0.00	0.00	15.38	0.00
SALES AND REDEMPTIONS	0.00	0.00	0.00	0.00	375,750.00
OTHER CASH ADDITIONS	0.00	181,382.63	0.00	0.00	362,765.38
PAYMENTS AND WITHDRAWALS	7.63 -	0.00	0.00	15.38 -	375,750.00 -
PURCHASES	0.00	181,382.63 -	0.00	0.00	362,765.38 -
CLOSING BALANCE	0.00	0.00	0.00	0.00	0.00

The above cash transactions summary is provided for information purposes only and may not reflect actual taxable income or deductible expenses as reportable under the Internal Revenue Code.

007278 XBNEF402 02:40:16

C 97710 M 1 P03 S 96987



The Bank of New York Mellon Trust Company, N.A.

Statement Period 02/01/2014 Through 02/28/2014  
 Account 853024  
 KCWA SER 2012 DEBT SERVICE FD

### Statement of Assets Held

Shares / Par Value	Asset Description	Market Price Average Cost	Market Value Cost	Accrued Income Est Annual Income	Market Yield
<b>CASH AND SHORT TERM</b>					
1,075,370.670	FIDELITY INSTL M MKT GOVT #57 CLASS 1 CUSIP: S99992780	1.00000 1.00000	1,075,370.67 1,075,370.67	0.00 107.54	0.01%
<b>Total CASH AND SHORT TERM</b>			<b>1,075,370.67</b> <b>1,075,370.67</b>	<b>0.00</b> <b>107.54</b>	<b>0.01%</b>
<b>ACCOUNT TOTALS</b>			<b>1,075,370.67</b> <b>1,075,370.67</b>	<b>0.00</b> <b>107.54</b>	<b>0.01%</b>
Total Market Value Plus Total Accrued Income 1,075,370.67					

### Statement of Transactions

Transaction Date	Transaction Description	Income	Principal	Cost	Realized Gains/Losses
02/01/14	OPENING BALANCE	0.00	0.00	893,988.04	
02/04/14	Purchase FIDELITY INSTL M MKT GOVT #57 CLASS 1 7.63 SHARES	0.00	7.63 -	7.63	0.00
02/04/14	Dividend FIDELITY INSTL M MKT GOVT #57 CLASS 1 DIVIDEND	7.63	0.00	0.00	0.00
02/04/14	Cash Debit TRANSFERRED TO ACCOUNT 853024 FF	7.63 -	0.00	0.00	0.00
02/04/14	Cash Credit TRANSFERRED FROM ACCOUNT 853024 FF	0.00	7.63	0.00	0.00
02/04/14	DAILY ENDING BALANCE	0.00	0.00	893,995.67	0.00
02/28/14	Purchase FIDELITY INSTL M MKT GOVT #57 CLASS 1 181,375.00 SHARES	0.00	181,375.00 -	181,375.00	0.00
02/28/14	Cash Credit MONTHLY DEPOSIT FROM REVENUE A/C 112600 OF FUNDS NECESSARY TO COVER MONTHLY LOAN PAYMENT OBLIGATION ON SERIES 2012 BONDS TRNIIJ1402280847400	0.00	181,375.00	0.00	0.00
02/28/14	DAILY ENDING BALANCE	0.00	0.00	1,075,370.67	0.00
02/28/14	CLOSING BALANCE	0.00	0.00	1,075,370.67	0.00

Cumulative realized capital gain and loss position from 12/31/2013 for securities held in principal of account:

Short Term: 0.00 \* Long Term: 0.00 \*

\* The above gain and loss position does not include transactions where tax cost information is incomplete or unavailable.

Cash and securities set forth on this Account Statement are held by The Bank of New York Mellon, an affiliate of The Bank of New York Mellon Trust Company, N.A. In addition, The Bank of New York Mellon Trust Company, N.A. may utilize subsidiaries and affiliates to provide services and certain products to the Account. Subsidiaries and affiliates may be compensated for their services and products.

The value of securities set forth on this Account Statement are obtained by The Bank of New York Mellon Trust Company, N.A., from its affiliate, The Bank of New York Mellon which determines such values for Global Corporate Trust on the basis of market prices and information obtained by The Bank of New York Mellon from unaffiliated third parties (including independent pricing vendors) ("third party pricing services"). The Bank of New York Mellon has not verified such market values or information and makes no assurances as to the accuracy or correctness of such market values or information or that the market values set forth on this Account Statement reflect the value of the securities that can be realized upon the sale of such securities. In addition, the market values for the securities set forth in this Account Statement may differ from the market prices and information for the same securities used by other business units of The Bank of New York Mellon Trust Company, N.A., The Bank of New York Mellon or their respective subsidiaries or affiliates based upon market prices and information received from other third party pricing services utilized by such other business units. Global Corporate Trust does not compare its market values with those used by, or reconcile different market values used by, other business units of The Bank of New York Mellon Trust Company, N.A., The Bank of New York Mellon or their respective subsidiaries or affiliates. Neither The Bank of New York Mellon Trust Company, N.A. nor The Bank of New York Mellon shall be liable for any loss, damage or expense incurred as a result of or arising from or related to the market values or information provided by third party pricing services or the differences in market prices or information provided by other third party pricing services.

9710  
FD3 5 96967



**BNY MELLON**

The Bank of New York Mellon Trust Company, N.A.

**KENT COUNTY WATER AUTHORITY**  
**FINANCE DIRECTOR**  
**1072 MAIN STREET**  
**WEST WARWICK RI 02893**

### Account Statement

Statement Period 02/01/2014 Through 02/28/2014

Account 853025  
KENT COUNTY WATER AUTHORITY  
GENERAL REFUNDING REVENUE BONDS  
2012 SERIES A

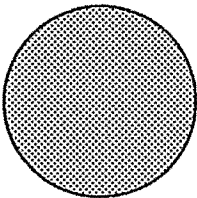
**ADMINISTRATIVE CONTACT: ERIN METENY**  
525 WILLIAM PENN PLACE AIM 153-3800-38TH FL  
PITTSBURGH, PA 15259  
412-234-6247  
ERIN.MYERS1@BNYMELLON.COM

**CLIENT SERVICE MANAGER: SUSAN CALISE**  
135 SANTILLI HIGHWAY AIM 026-0018  
EVERETT, MA 02149  
617-382-5217  
SUSAN.CALISE@BNYMELLON.COM

Go Paperless. Securely access your account online to view your statements. Ask your BNY Mellon contact how we can help you access your accounts, enter your own transactions or submit an audit confirmation online. Also be sure to ask how Connect(SM), our new web-based, single sign-on platform can help you go paperless.

Visit us at [www.bnymellon.com](http://www.bnymellon.com)

### Account Overview



Percent of all Investments	Asset Classification	Market Value
100%	CASH AND SHORT TERM	1,823,355.09
100%	TOTAL OF ALL INVESTMENTS	1,823,355.09

### Summary of Assets Held

Asset Classification	Market Value	Cost	Accrued Income	Est Annual Income	Market Yield
CASH AND SHORT TERM	1,823,355.09	1,823,355.09	0.00	182.34	0.01%
ACCOUNT TOTALS	1,823,355.09	1,823,355.09	0.00	182.34	0.01%

### Summary of Cash Transactions

Transaction Category	Current Period			Year-to-Date	
	Income	Principal	Realized Gains/Losses	Income	Principal
OPENING BALANCE	0.00	0.00		0.00	0.00
DIVIDENDS	17.91	0.00	0.00	38.94	0.00
SALES AND REDEMPTIONS	0.00	0.00	0.00	0.00	644,620.64
OTHER CASH ADDITIONS	0.00	17.91	0.00	0.00	38.94
PAYMENTS AND WITHDRAWALS	17.91 -	0.00	0.00	38.94 -	644,620.64 -
PURCHASES	0.00	17.91 -	0.00	0.00	38.94 -
CLOSING BALANCE	0.00	0.00	0.00	0.00	0.00

The above cash transactions summary is provided for information purposes only and may not reflect actual taxable income or deductible expenses as reportable under the Internal Revenue Code.

007278 XBNEF402 02-017

C 07710 M 1P03 S 96988



BNY MELLON

The Bank of New York Mellon Trust Company, N.A.

Statement Period 02/01/2014 Through 02/28/2014

Account 853025

KCWA SER 2012 PJCT FD COI AC

### Statement of Assets Held

Shares / Par Value	Asset Description	Market Price Average Cost	Market Value Cost	Accrued Income Est Annual Income	Market Yield
<b>CASH AND SHORT TERM</b>					
1,823,355.090	FIDELITY INSTL M MKT GOVT #57 CLASS 1 CUSIP: S99992780	1.00000 1.00000	1,823,355.09 1,823,355.09	0.00 182.34	0.01% 0.01%
<b>Total CASH AND SHORT TERM</b>			<b>1,823,355.09</b>	<b>0.00</b> <b>182.34</b>	<b>0.01%</b>
<b>ACCOUNT TOTALS</b>			<b>1,823,355.09</b>	<b>0.00</b> <b>182.34</b>	<b>0.01%</b>
Total Market Value Plus Total Accrued Income 1,823,355.09					

### Statement of Transactions

Transaction Date	Transaction Description	Income	Principal	Cost	Realized Gains/Losses
02/01/14	OPENING BALANCE	0.00	0.00	1,823,337.18	
02/04/14	Purchase FIDELITY INSTL M MKT GOVT #57 CLASS 1 17.91 SHARES	0.00	17.91 -	17.91	0.00
02/04/14	Dividend FIDELITY INSTL M MKT GOVT #57 CLASS 1 DIVIDEND	17.91	0.00	0.00	0.00
02/04/14	Cash Debit TRANSFERRED TO ACCOUNT 853025 FF	17.91 -	0.00	0.00	0.00
02/04/14	Cash Credit TRANSFERRED FROM ACCOUNT 853025 FF	0.00	17.91	0.00	0.00
02/04/14	DAILY ENDING BALANCE	0.00	0.00	1,823,355.09	0.00
02/28/14	CLOSING BALANCE	0.00	0.00	1,823,355.09	0.00

Cumulative realized capital gain and loss position from 12/31/2013 for securities held in principal of account:

Short Term: 0.00 \* Long Term: 0.00 \*

\* The above gain and loss position does not include transactions where tax cost information is incomplete or unavailable.

Cash and securities set forth on this Account Statement are held by The Bank of New York Mellon, an affiliate of The Bank of New York Mellon Trust Company, N.A. In addition, The Bank of New York Mellon Trust Company, N.A. may utilize subsidiaries and affiliates to provide services and certain products to the Account. Subsidiaries and affiliates may be compensated for their services and products.

The value of securities set forth on this Account Statement are obtained by The Bank of New York Mellon Trust Company, N.A., from its affiliate, The Bank of New York Mellon which determines such values for Global Corporate Trust on the basis of market prices and information obtained by The Bank of New York Mellon from unaffiliated third parties (including independent pricing vendors) ("third party pricing services"). The Bank of New York Mellon has not verified such market values or information and makes no assurances as to the accuracy or correctness of such market values or information or that the market values set forth on this Account Statement reflect the value of the securities that can be realized upon the sale of such securities. In addition, the market values for the securities set forth in this Account Statement may differ from the market prices and information for the same securities used by other business units of The Bank of New York Mellon Trust Company, N.A., The Bank of New York Mellon or their respective subsidiaries or affiliates based upon market prices and information received from other third party pricing services utilized by such other business units. Global Corporate Trust does not compare its market values with those used by, or reconcile different market values used by, other business units of The Bank of New York Mellon Trust Company, N.A., The Bank of New York Mellon or their respective subsidiaries or affiliates. Neither The Bank of New York Mellon Trust Company, N.A. nor The Bank of New York Mellon shall be liable for any loss, damage or expense incurred as a result of or arising from or related to the market values or information provided by third party pricing services or the differences in market prices or information provided by other third party pricing services.

9770  
FD3 s 96968



**BNY MELLON**

The Bank of New York Mellon Trust Company, N.A.

**KENT COUNTY WATER AUTHORITY**  
**FINANCE DIRECTOR**  
**1072 MAIN STREET**  
**WEST WARWICK RI 02893**

### Account Statement

Statement Period 02/01/2014 Through 02/28/2014

Account 853026  
KENT COUNTY WATER AUTHORITY  
GENERAL REFUNDING REVENUE BONDS  
DEBT SERVICE SAVINGS ACCOUNT FOR CIP

**ADMINISTRATIVE CONTACT: ERIN METENY**  
525 WILLIAM PENN PLACE AIM 153-3800-38TH FL  
PITTSBURGH, PA 15259  
412-234-6247  
ERIN.MYERS1@BNYMELLON.COM

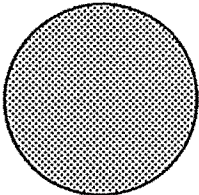
**CLIENT SERVICE MANAGER: SUSAN CALISE**  
135 SANTILLI HIGHWAY AIM 026-0018  
EVERETT, MA 02149  
617-382-5217  
SUSAN.CALISE@BNYMELLON.COM

Go Paperless. Securely access your account online to view your statements. Ask your BNY Mellon contact how we can help you access your accounts, enter your own transactions or submit an audit confirmation online. Also be sure to ask how Connect(SM), our new web-based, single sign-on platform can help you go paperless.

Visit us at [www.bnymellon.com](http://www.bnymellon.com)

007278 XBINEF402 024018

### Account Overview



Percent of all Investments	Asset Classification	Market Value
100%	CASH AND SHORT TERM	635,092.09
100%	TOTAL OF ALL INVESTMENTS	635,092.09

### Summary of Assets Held

Asset Classification	Market Value	Cost	Accrued Income	Est Annual Income	Market Yield
CASH AND SHORT TERM	635,092.09	635,092.09	0.00	63.51	0.01%
<b>ACCOUNT TOTALS</b>	<b>635,092.09</b>	<b>635,092.09</b>	<b>0.00</b>	<b>63.51</b>	<b>0.01%</b>

### Summary of Cash Transactions

Transaction Category	Current Period			Year-to-Date	
	Income	Principal	Realized Gains/Losses	Income	Principal
OPENING BALANCE	0.00	0.00		0.00	0.00
DIVIDENDS	4.67	0.00	0.00	8.94	0.00
OTHER CASH ADDITIONS	0.00	45,366.67	0.00	0.00	90,732.94
PAYMENTS AND WITHDRAWALS	4.67 -	0.00	0.00	8.94 -	0.00
PURCHASES	0.00	45,366.67 -	0.00	0.00	90,732.94 -
<b>CLOSING BALANCE</b>	<b>0.00</b>	<b>0.00</b>	<b>0.00</b>	<b>0.00</b>	<b>0.00</b>

The above cash transactions summary is provided for information purposes only and may not reflect actual taxable income or deductible expenses as reportable under the Internal Revenue Code.

C 97710 M 1 P03 S 969899



BNY MELLON

The Bank of New York Mellon Trust Company, N.A.

Statement Period 02/01/2014 Through 02/28/2014  
Account 853026  
KCWA DEBT SERVICE SAVINGS CIP

### Statement of Assets Held

Shares / Par Value	Asset Description	Market Price Average Cost	Market Value Cost	Accrued Income Est Annual Income	Market Yield
<b>CASH AND SHORT TERM</b>					
635,092.090	FIDELITY INSTL M MKT GOVT #57 CLASS 1 CUSIP: S99992780	1.00000 1.00000	635,092.09 635,092.09	0.00 63.51	0.01%
<b>Total CASH AND SHORT TERM</b>			<b>635,092.09</b>	<b>0.00</b>	<b>0.01%</b>
<b>ACCOUNT TOTALS</b>			<b>635,092.09</b>	<b>0.00</b>	<b>0.01%</b>
Total Market Value Plus Total Accrued Income 635,092.09			635,092.09	63.51	

### Statement of Transactions

Transaction Date	Transaction Description	Income	Principal	Cost	Realized Gains/Losses
02/01/14	OPENING BALANCE	0.00	0.00	589,725.42	
02/04/14	Purchase FIDELITY INSTL M MKT GOVT #57 CLASS 1 4.67 SHARES	0.00	4.67 -	4.67	0.00
02/04/14	Dividend FIDELITY INSTL M MKT GOVT #57 CLASS 1 DIVIDEND	4.67	0.00	0.00	0.00
02/04/14	Cash Debit TRANSFERRED TO ACCOUNT 853026 FF	4.67 -	0.00	0.00	0.00
02/04/14	Cash Credit TRANSFERRED FROM ACCOUNT 853026 FF	0.00	4.67	0.00	0.00
02/04/14	DAILY ENDING BALANCE	0.00	0.00	589,730.09	0.00
02/28/14	Purchase FIDELITY INSTL M MKT GOVT #57 CLASS 1 45,362.00 SHARES	0.00	45,362.00 -	45,362.00	0.00
02/28/14	Cash Credit MONTHLY DEPOSIT FROM REVENUE A/C 112600 OF FUNDS NECESSARY TO COVER MONTHLY LOAN PAYMENT OBLIGATION ON SERIES 2012 BONDS TRNIIJ1402280847600	0.00	45,362.00	0.00	0.00
02/28/14	DAILY ENDING BALANCE	0.00	0.00	635,092.09	0.00
02/28/14	CLOSING BALANCE	0.00	0.00	635,092.09	0.00

Cumulative realized capital gain and loss position from 12/31/2013 for securities held in principal of account:

Short Term: 0.00 \* Long Term: 0.00 \*

\* The above gain and loss position does not include transactions where tax cost information is incomplete or unavailable.

Cash and securities set forth on this Account Statement are held by The Bank of New York Mellon, an affiliate of The Bank of New York Mellon Trust Company, N.A. In addition, The Bank of New York Mellon Trust Company, N.A. may utilize subsidiaries and affiliates to provide services and certain products to the Account. Subsidiaries and affiliates may be compensated for their services and products.

The value of securities set forth on this Account Statement are obtained by The Bank of New York Mellon Trust Company, N.A., from its affiliate, The Bank of New York Mellon which determines such values for Global Corporate Trust on the basis of market prices and information obtained by The Bank of New York Mellon from unaffiliated third parties (including independent pricing vendors) ("third party pricing services"). The Bank of New York Mellon has not verified such market values or information and makes no assurances as to the accuracy or correctness of such market values or information or that the market values set forth on this Account Statement reflect the value of the securities that can be realized upon the sale of such securities. In addition, the market values for the securities set forth in this Account Statement may differ from the market prices and information for the same securities used by other business units of The Bank of New York Mellon Trust Company, N.A., The Bank of New York Mellon or their respective subsidiaries or affiliates based upon market prices and information received from other third party pricing services utilized by such other business units. Global Corporate Trust does not compare its market values with those used by, or reconcile different market values used by, other business units of The Bank of New York Mellon Trust Company, N.A., The Bank of New York Mellon or their respective subsidiaries or affiliates. Neither The Bank of New York Mellon Trust Company, N.A. nor The Bank of New York Mellon shall be liable for any loss, damage or expense incurred as a result of or arising from or related to the market values or information provided by third party pricing services or the differences in market prices or information provided by other third party pricing services.

0710 JP PDS s 96989






February 28, 2014



# Envelope Contents

Account Information	Number of Pages	Starting Page Number	Account Information	Number of Pages	Starting Page Number
KCWA GENERAL REVENUE ACCOUNT 112600	4	1 of 24	KCWA SER 2004A DEBT SERVICE FD 112612	2	21 of 24
KCWA OPERATING REVENUE ALLOWANCE 112601	2	5 of 24	KCWA SER 2004A DEBT SERV RESRV 112613	2	23 of 24
KCWA GEN OP & MAINT ACCT 112602	4	7 of 24			
KCWA GEN REN & REP RESV ACCT 112603	2	11 of 24			
KCWA GENERAL RENEWAL AND REPLACEMENT AC 112604	2	13 of 24			
KCWA INFRASTRUCTURE ACCT 112605	4	15 of 24			
KCWA OPER & MAIN RESERVE ACCT 112606	2	19 of 24			

  
 00007280 04 AB 1.312 04 TR 00091 XBNEF402 000000  
 KENT COUNTY WATER AUTHORITY  
 FINANCE DIRECTOR  
 1072 MAIN ST  
 WEST WARWICK RI 02893-3724

688264.62  
293775.28  
137388.58  
484776.58  
1574203.88

*This Page Intentionally Blank*



January 31, 2014

BNY MELLON

# Envelope Contents

Account Information	Number of Pages	Starting Page Number	Account Information	Number of Pages	Starting Page Number
KCWA GENERAL REVENUE ACCOUNT 112600	4	1 of 26	KCWA SER 2004A DEBT SERVICE FD 112612	4	21 of 26
KCWA OPERATING REVENUE ALLOWANCE 112601	2	5 of 26	KCWA SER 2004A DEBT SERV RESRV 112613	2	25 of 26
KCWA GEN OP & MAINT ACCT 112602	4	7 of 26			
KCWA GEN REN & REP RESV ACCT 112603	2	11 of 26			
KCWA GENERAL RENEWAL AND REPLACEMENT AC 112604	2	13 of 26			
KCWA INFRASTRUCTURE ACCT 112605	4	15 of 26			
KCWA OPER & MAIN RESERVE ACCT 112606	2	19 of 26			

00017275 04 MB 1.403 04 TR 00209 XBNEF205 000000  
 KENT COUNTY WATER AUTHORITY  
 FINANCE DIRECTOR  
 1072 MAIN ST  
 WEST WARWICK RI 02893-3724