



BNY MELLON

The Bank of New York Mellon Trust Company, N.A.

Statement Period 01/01/2015 Through 01/31/2015

Account 112600

KCWA GENERAL REVENUE ACCOUNT

Statement of Assets Held

Shares / Par Value	Asset Description	Market Price Average Cost	Market Value Cost	Accrued Income Est Annual Income	Market Yield
<b>CASH AND SHORT TERM</b>					
2,705,270.360	FIDELITY INSTL MMKT GOVT 57	1.00000	2,705,270.36	0.00	0.00%
	CUSIP: X9USDFIIN	1.00000	2,705,270.36	0.00	
<b>Total CASH AND SHORT TERM</b>			<b>2,705,270.36</b>	<b>0.00</b>	<b>0.00%</b>
<b>ACCOUNT TOTALS</b>			<b>2,705,270.36</b>	<b>0.00</b>	<b>0.00%</b>
Total Market Value Plus Total Accrued Income 2,705,270.36					

Statement of Transactions

Transaction Date	Transaction Description	Income	Principal	Cost	Realized Gains/Losses
01/01/15	OPENING BALANCE	0.00	0.00	1,329,387.93	
01/05/15	Dividend FIDELITY INSTL MMKT GOVT 57 TRADE DATE 01/05/15 SET/DATE 01/05/15 CUSIP X9USDFIIN 8.62 SHARES	8.62	0.00	0.00	0.00
01/05/15	Cash Credit CW00005523: SWP FRM 1126008401	0.00	9.68	0.00	0.00
01/05/15	Cash Credit	1.06	0.00	0.00	0.00
01/05/15	Cash Debit	9.68	0.00	0.00	0.00
01/05/15	DAILY ENDING BALANCE	0.00	9.68	1,329,387.93	0.00
01/06/15	Purchase FIDELITY INSTL MMKT GOVT 57 TRADE DATE 01/06/15 SET/DATE 01/06/15 CUSIP X9USDFIIN 9.68 SHARES	0.00	9.68	9.68	
01/06/15	DAILY ENDING BALANCE	0.00	0.00	1,329,397.61	0.00
01/07/15	Sale FIDELITY INSTL MMKT GOVT 57 TRADE DATE 01/07/15 SET/DATE 01/07/15 CUSIP X9USDFIIN 598,305.61 SHARES	0.00	598,305.61	598,305.61	0.00
01/07/15	Cash Credit ORD CUST:/009364950577 KENT COUNTY WATER AUTHORITY PO BOX 19 ORD INST:BANK OF AMERICA/RIX DETAIL:FFC TRUST ACCT 112600/REC/DGL 111565 KENT COUNTY WATE DETAIL:R /ACCAUTHORITY FTS:F1S1501076863700	0.00	301,694.39	0.00	0.00
01/07/15	Cash Debit BANK OF NEW YORK MELLON 021000018 KCWA GEN OP MAINT ACCT CGT IMMS/1126028400 TRANSFER TO 112602 OP + MAINT ACCT PAYMENT OF OP + MAINT REQ DATED 01/07/15 KCWA GENERAL FUND.	0.00	900,000.00	0.00	0.00
01/07/15	DAILY ENDING BALANCE	0.00	0.00	731,092.00	0.00
01/15/15	Purchase FIDELITY INSTL MMKT GOVT 57 TRADE DATE 01/15/15 SET/DATE 01/15/15 CUSIP X9USDFIIN 681,942.67 SHARES	0.00	681,942.67	681,942.67	0.00
01/15/15	Cash Credit ORD CUST:/009364950577 KENT COUNTY WATER AUTHORITY PO BOX 19 ORD INST:BANK OF AMERICA/RIX DETAIL:FFC TRUST AC 112600BNY CUST FRN -	0.00	681,942.67	0.00	0.00



**BNY MELLON**

The Bank of New York Mellon Trust Company, N.A.

Statement Period 01/01/2015 Through 01/31/2015  
Account 112600  
KCWA GENERAL REVENUE ACCOUNT

**Statement of Transactions - Continued**

Transaction Date	Transaction Description	Income	Principal	Cost	Realized Gains/Losses
	F1S1501154615000/RE DETAIL:C/DGL 111565 KENT COUNTY WATER /ACCAUTHORITY FTS:F1S1501154615000				
01/15/15	DAILY ENDING BALANCE	0.00	0.00	1,413,034.67	0.00
01/21/15	Purchase FIDELITY INSTL MMKT GOVT 57 TRADE DATE 01/21/15 SET/DATE 01/21/15 CUSIP X9USDFIIN 186,670.67 SHARES	0.00	186,670.67 -	186,670.67	0.00
01/21/15	Cash Credit ORD CUST:/009364950577 KENT COUNTY WATER AUTHORITY PO BOX 19 ORD INST:BANK OF AMERICA/RIX DETAIL:FFC TRUST ACCT 112600/REC/DGL 111565 KENT COUNTY WATE DETAIL:R /ACCAUTHORITY FTS:F1S1501215549100	0.00	186,670.67	0.00	0.00
01/21/15	DAILY ENDING BALANCE	0.00	0.00	1,599,705.34	0.00
01/22/15	Sale FIDELITY INSTL MMKT GOVT 57 TRADE DATE 01/22/15 SET/DATE 01/22/15 CUSIP X9USDFIIN 3,703.73 SHARES	0.00	3,703.73	3,703.73 -	0.00
01/22/15	Cash Debit BANK OF NEW YORK MELLON 021000018 KCWA GEN OP MAINT ACCT CCT IMMS/1126038400 TRANSFER TO 112603 R AND R RESERVE FUND MONTHLY TRANSFER MAINT REQ DATED 01/22/15 KCWA GENERAL FUND.	0.00	3,703.73 -	0.00	0.00
01/22/15	DAILY ENDING BALANCE	0.00	0.00	1,596,001.61	0.00
01/27/15	Purchase FIDELITY INSTL MMKT GOVT 57 TRADE DATE 01/27/15 SET/DATE 01/27/15 CUSIP X9USDFIIN 957,117.29 SHARES	0.00	957,117.29 -	957,117.29	0.00
01/27/15	Cash Credit DR PTY:CORPORATE DEPT OPERATIONS DETAIL:TRANSFER FROM PROJECT FUND DETAIL:TO REVENUE FUND	0.00	955,519.29	0.00	0.00
01/27/15	Cash Credit DR PTY:CORPORATE DEPT OPERATIONS DETAIL:TRANSFER FROM PROJECT FUND DETAIL:TO REVENUE FUND	0.00	1,598.00	0.00	0.00
01/27/15	DAILY ENDING BALANCE	0.00	0.00	2,553,118.90	0.00
01/30/15	Purchase FIDELITY INSTL MMKT GOVT 57 TRADE DATE 01/30/15 SET/DATE 01/30/15 CUSIP X9USDFIIN 152,151.46 SHARES	0.00	152,151.46 -	152,151.46	0.00
01/30/15	Cash Credit REIMBURSEMENT TRANSFER FROM 1126048400 T O 1126008400	0.00	303,930.09	0.00	0.00
01/30/15	Cash Credit ORD CUST:/009364950577 KENT COUNTY WATER AUTHORITY PO BOX 19 ORD INST:BANK OF AMERICA/RIX DETAIL:FFC TO TRUST ACCT 112600 BNY CUST RRN - O/B BK AMER N DETAIL:YC/REC/DGL 111565 KENT COUNTY WATER /ACCAUTHORITY FTS:F1S1501306998800	0.00	650,846.36	0.00	0.00
01/30/15	Cash Debit MONTHLY TRF FROM REV A/C 112600 TO KCWA	0.00	24,304.66 -	0.00	0.00

01/31/2015 10:00 AM

0000 m 1 PD3 s 61.439



**BNY MELLON**

The Bank of New York Mellon Trust Company, N.A.

Statement Period 01/01/2015 Through 01/31/2015  
Account 112600  
KCWA GENERAL REVENUE ACCOUNT

**Statement of Transactions - Continued**

Transaction Date	Transaction Description	Income	Principal	Cost	Realized Gains/Losses
01/30/15	Cash Debit GENERAL FUND OF FUNDS REQ FOR OPERATING REVENUE ALLOWANCE RESTRICTED MONTHLY TRF FROM REV A/C 112600 TO KCWA INFRASTRUCTURE ACCT 112605 OF FDS FOR APPROVED BUDGET EXP RE. INFRASTRUCTURE..	0.00	450,000.00 -	0.00	0.00
01/30/15	Cash Debit MONTHLY TRF FROM REV A/C 112600 TO KCWA 2004 DS FUND OF FUNDS REQ FOR MONTHLY PMT ON SERIES 2004 BONDS.	0.00	93,000.00 -	0.00	0.00
01/30/15	Cash Debit MONTHLY TRF FROM REV A/C 112600 TO KCWA 2012 DS SAVE OF FUNDS REQ FOR MONTHLY PMT ON SERIES 2012 BONDS.	0.00	45,362.00 -	0.00	0.00
01/30/15	Cash Debit MONTHLY TRF FROM REV A/C 112600 TO KCWA 2012 DS FUND OF FUNDS REQ FOR MONTHLY PMT ON SERIES 2012 BONDS.	0.00	181,625.00 -	0.00	0.00
01/30/15	Cash Debit MONTHLY TRF FROM REV A/C 112600 TO KCWA R&R ACCT 112604 OF FDS REQ. TO COVER APPROVED BUDGET EXP WITH RESPECT TO R&R.	0.00	8,333.33 -	0.00	0.00
01/30/15	DAILY ENDING BALANCE	0.00	0.00	2,705,270.36	0.00
01/31/15	CLOSING BALANCE	0.00	0.00	2,705,270.36	0.00

Cumulative realized capital gain and loss position from 12/31/2014 for securities held in principal of account:

Short Term: 0.00 \* Long Term: 0.00 \*

\* The above gain and loss position does not include transactions where tax cost information is incomplete or unavailable.

Cash and securities set forth on this Account Statement are held by The Bank of New York Mellon, an affiliate of The Bank of New York Mellon Trust Company, N.A. In addition, The Bank of New York Mellon Trust Company, N.A. may utilize subsidiaries and affiliates to provide services and certain products to the Account. Subsidiaries and affiliates may be compensated for their services and products.

The value of securities set forth on this Account Statement are obtained by The Bank of New York Mellon Trust Company, N.A., from its affiliate, The Bank of New York Mellon which determines such values for Corporate Trust on the basis of market prices and information obtained by The Bank of New York Mellon from unaffiliated third parties (including independent pricing vendors) ("third party pricing services"). The Bank of New York Mellon has not verified such market values or information and makes no assurances as to the accuracy or correctness of such market values or information or that the market values set forth on this Account Statement reflect the value of the securities that can be realized upon the sale of such securities. In addition, the market values for the securities set forth in this Account Statement may differ from the market prices and information for the same securities used by other business units of The Bank of New York Mellon Trust Company, N.A., The Bank of New York Mellon or their respective subsidiaries or affiliates based upon market prices and information received from other third party pricing services utilized by such other business units. Corporate Trust does not compare its market values with those used by, or reconcile different market values used by, other business units of The Bank of New York Mellon Trust Company, N.A., The Bank of New York Mellon or their respective subsidiaries or affiliates. Neither The Bank of New York Mellon Trust Company, N.A. nor The Bank of New York Mellon shall be liable for any loss, damage or expense incurred as a result of or arising from or related to the market values or information provided by third party pricing services or the differences in market prices or information provided by other third party pricing services.



# BNY MELLON

The Bank of New York Mellon Trust Company, N.A.

KENT COUNTY WATER AUTHORITY  
ATTN: FINANCE DIRECTOR  
1072 MAIN STREET  
WEST WARWICK RI 02893-3746

## Account Statement

Statement Period 01/01/2015 Through 01/31/2015


Account 112601  
KCWA OPERATING REVENUE ALLOWANCE

CLIENT SERVICE MANAGER: SUSAN CALISE  
135 SANTILLI HIGHWAY AIM: 026-0018  
EVERETT, MA 02149  
617-382-5217  
SUSAN.CALISE@BNYMELLON.COM

Go Paperless. Securely access your account online to view your statements. Ask your BNY Mellon contact how we can help you access your accounts, enter your own transactions or submit an audit confirmation online. Also be sure to ask how Connect(SM), our new web-based, single sign-on platform can help you go paperless.

Visit us at [www.bnymellon.com](http://www.bnymellon.com)

## Account Overview



Percent of all Investments	Asset Classification	Market Value
100%	CASH AND SHORT TERM	1,385,683.57
100%	TOTAL OF ALL INVESTMENTS	1,385,683.57

## Summary of Assets Held

Asset Classification	Market Value	Cost	Accrued Income	Est Annual Income	Market Yield
CASH AND SHORT TERM	1,385,683.57	1,385,683.57	0.00	0.00	0.00%
ACCOUNT TOTALS	1,385,683.57	1,385,683.57	0.00	0.00	0.00%

## Summary of Cash Transactions

Transaction Category	Current Period			Year-to-Date	
	Income	Principal	Realized Gains/Losses	Income	Principal
OPENING BALANCE	0.00	0.00		0.00	0.00
DIVIDENDS	8.84	0.00	0.00	8.84	0.00
OTHER CASH ADDITIONS	2.58	24,316.08	0.00	2.58	24,316.08
OTHER CASH DISBURSEMENTS	11.42 -	0.00	0.00	11.42 -	0.00
PURCHASES	0.00	24,316.08 -	0.00	0.00	24,316.08 -
CLOSING BALANCE	0.00	0.00	0.00	0.00	0.00

The above cash transactions summary is provided for information purposes only and may not reflect actual taxable income or deductible expenses as reportable under the Internal Revenue Code.

013068 XBNEFE003 013935

013068 XBNEFE003 013935





BNY MELLON

The Bank of New York Mellon Trust Company, N.A.

Statement Period 01/01/2015 Through 01/31/2015

Account 112601

KCWA OPERATING REVENUE ALLOWANCE

### Statement of Assets Held

Shares / Par Value	Asset Description	Market Price Average Cost	Market Value Cost	Accrued Income Est Annual Income	Market Yield
<b>CASH AND SHORT TERM</b>					
1,385,683.570	FIDELITY INSTL MMKT GOVT 57 CUSIP: X9USDFIIN	1.00000 1.00000	1,385,683.57 1,385,683.57	0.00 0.00	0.00% 0.00%
<b>Total CASH AND SHORT TERM</b>			<b>1,385,683.57</b>	<b>0.00</b>	<b>0.00%</b>
<b>ACCOUNT TOTALS</b>			<b>1,385,683.57</b>	<b>0.00</b>	<b>0.00%</b>
Total Market Value Plus Total Accrued Income 1,385,683.57					

### Statement of Transactions

Transaction Date	Transaction Description	Income	Principal	Cost	Realized Gains/Losses
01/01/15	OPENING BALANCE	0.00	0.00	1,361,367.49	
01/05/15	Dividend FIDELITY INSTL MMKT GOVT 57 TRADE DATE 01/05/15 SET/DATE 01/05/15 CUSIP X9USDFIIN 8.84 SHARES	8.84	0.00	0.00	0.00
01/05/15	Cash Credit CW00005524: SWP FRM 1126018401	0.00	11.42	0.00	0.00
01/05/15	Cash Credit	2.58	0.00	0.00	0.00
01/05/15	Cash Debit	11.42 -	0.00	0.00	0.00
01/05/15	DAILY ENDING BALANCE	0.00	11.42	1,361,367.49	0.00
01/06/15	Purchase FIDELITY INSTL MMKT GOVT 57 TRADE DATE 01/06/15 SET/DATE 01/06/15 CUSIP X9USDFIIN 11.42 SHARES	0.00	11.42 -	11.42	
01/06/15	DAILY ENDING BALANCE	0.00	0.00	1,361,378.91	0.00
01/30/15	Purchase FIDELITY INSTL MMKT GOVT 57 TRADE DATE 01/30/15 SET/DATE 01/30/15 CUSIP X9USDFIIN 24,304.66 SHARES	0.00	24,304.66 -	24,304.66	0.00
01/30/15	Cash Credit MONTHLY DEPOSIT FROM REVENUE A/C 112600 OF FUNDS NECESSARY FOR OPERATING REVENUE ALLOWANCE RESTRICTED	0.00	24,304.66	0.00	0.00
01/30/15	DAILY ENDING BALANCE	0.00	0.00	1,385,683.57	0.00
01/31/15	CLOSING BALANCE	0.00	0.00	1,385,683.57	0.00

Cumulative realized capital gain and loss position from 12/31/2014 for securities held in principal of account:

Short Term: 0.00 \* Long Term: 0.00 \*

\* The above gain and loss position does not include transactions where tax cost information is incomplete or unavailable.



**BNY MELLON**

The Bank of New York Mellon Trust Company, N.A.

Statement Period 01/01/2015 Through 01/31/2015

Account 112601

KCWA OPERATING REVENUE ALLOWANCE

013068 XBNEFD03 013936

Cash and securities set forth on this Account Statement are held by The Bank of New York Mellon, an affiliate of The Bank of New York Mellon Trust Company, N.A. In addition, The Bank of New York Mellon Trust Company, N.A. may utilize subsidiaries and affiliates to provide services and certain products to the Account. Subsidiaries and affiliates may be compensated for their services and products.

The value of securities set forth on this Account Statement are obtained by The Bank of New York Mellon Trust Company, N.A., from its affiliate, The Bank of New York Mellon which determines such values for Corporate Trust on the basis of market prices and information obtained by The Bank of New York Mellon from unaffiliated third parties (including independent pricing vendors) ("third party pricing services"). The Bank of New York Mellon has not verified such market values or information and makes no assurances as to the accuracy or correctness of such market values or information or that the market values set forth on this Account Statement reflect the value of the securities that can be realized in the sale of such securities. In addition, the market values for the securities set forth in this Account Statement may differ from the market prices and information for the same securities used by other business units of The Bank of New York Mellon Trust Company, N.A., The Bank of New York Mellon or their respective subsidiaries or affiliates based upon market prices and information received from other third party pricing services utilized by such other business units. Corporate Trust does not compare its market values with those used by, or reconcile different market values used by, other business units of The Bank of New York Mellon Trust Company, N.A., The Bank of New York Mellon or their respective subsidiaries or affiliates. Neither The Bank of New York Mellon Trust Company, N.A. nor The Bank of New York Mellon shall be liable for any loss, damage or expense incurred as a result of or arising from or related to the market values or information provided by third party pricing services or the differences in market prices or information provided by other third party pricing services.

C  
9 0000  
M  
1 P03  
S 61441

***This Page Intentionally Blank***





BNY MELLON

The Bank of New York Mellon Trust Company, N.A.

Statement Period 01/01/2015 Through 01/31/2015

Account 112602

KCWA GEN OP & MAINT ACCT

### Statement of Assets Held

Shares / Par Value	Asset Description	Market Price Average Cost	Market Value Cost	Accrued Income Est Annual Income	Market Yield
<b>CASH AND SHORT TERM</b>					
0.460	FIDELITY INSTL MMKT GOVT 57 CUSIP: X9USDFIIN	1.00000 1.00000	0.46 0.46	0.00 0.00	0.00% 0.00%
<b>Total CASH AND SHORT TERM</b>			<b>0.46</b>	<b>0.00</b>	<b>0.00%</b>
<b>ACCOUNT TOTALS</b>			<b>0.46</b>	<b>0.00</b>	<b>0.00%</b>
Total Market Value Plus Total Accrued Income 0.46			0.46	0.00	

### Statement of Transactions

Transaction Date	Transaction Description	Income	Principal	Cost	Realized Gains/Losses
01/01/15	OPENING BALANCE	0.00	0.00	0.45	
01/05/15	Dividend FIDELITY INSTL MMKT GOVT 57 TRADE DATE 01/05/15 SET/DATE 01/05/15 CUSIP X9USDFIIN 0.01 SHARES	0.01	0.00	0.00	0.00
01/05/15	Cash Credit CW00005525: SWP FRM 1126028401	0.00	0.01	0.00	0.00
01/05/15	Cash Debit	0.01 -	0.00	0.00	0.00
01/05/15	DAILY ENDING BALANCE	0.00	0.01	0.45	0.00
01/06/15	Purchase FIDELITY INSTL MMKT GOVT 57 TRADE DATE 01/06/15 SET/DATE 01/06/15 CUSIP X9USDFIIN 0.01 SHARES	0.00	0.01 -	0.01	
01/06/15	DAILY ENDING BALANCE	0.00	0.00	0.46	0.00
01/07/15	Cash Credit DR PTY:CORPORATE DEPT OPERATIONS DETAIL:TRANSFER TO 112602 OP + MAINT DETAIL:ACCT PAYMENT OF OP +	0.00	900,000.00	0.00	0.00
01/07/15	Cash Debit BANK OF AMERICA N.A, RI 011500010 KCWA GENERAL FUND 728018921 WIRE TO KCWA- BOFA. PURPOSE OF PYMT- PARTIAL FUNDING OF APPROVED BUDGET-PER-REQ DTD 01/07/15	0.00	900,000.00 -	0.00	0.00
01/07/15	DAILY ENDING BALANCE	0.00	0.00	0.46	0.00
01/31/15	CLOSING BALANCE	0.00	0.00	0.46	0.00

Cumulative realized capital gain and loss position from 12/31/2014 for securities held in principal of account:

Short Term: 0.00 \* Long Term: 0.00 \*

\* The above gain and loss position does not include transactions where tax cost information is incomplete or unavailable.



**BNY MELLON**

The Bank of New York Mellon Trust Company, N.A.

Statement Period 01/01/2015 Through 01/31/2015  
Account 112602  
KCWA GEN OP & MAINT ACCT

013088 XBNEF003 019988

Cash and securities set forth on this Account Statement are held by The Bank of New York Mellon, an affiliate of The Bank of New York Mellon Trust Company, N.A. In addition, The Bank of New York Mellon Trust Company, N.A. may utilize subsidiaries and affiliates to provide services and certain products to the Account. Subsidiaries and affiliates may be compensated for their services and products.

The value of securities set forth on this Account Statement are obtained by The Bank of New York Mellon Trust Company, N.A., from its affiliate, The Bank of New York Mellon which determines such values for Corporate Trust on the basis of market prices and information obtained by The Bank of New York Mellon from unaffiliated third parties (including independent pricing vendors) ("third party pricing services"). The Bank of New York Mellon has not verified such market values or information and makes no assurances as to the accuracy or correctness of such market values or information or that the market values set forth on this Account Statement reflect the value of the securities that can be realized on the sale of such securities. In addition, the market values for the securities set forth in this Account Statement may differ from the market prices and information for the same securities used by other business units of The Bank of New York Mellon Trust Company, N.A., The Bank of New York Mellon or their respective subsidiaries or affiliates based upon market prices and information received from other third party pricing services utilized by such other business units. Corporate Trust does not compare its market values with those used by, or reconcile different market values used by, other business units of The Bank of New York Mellon Trust Company, N.A., The Bank of New York Mellon or their respective subsidiaries or affiliates. Neither The Bank of New York Mellon Trust Company, N.A. nor The Bank of New York Mellon shall be liable for any loss, damage or expense incurred as a result of or arising from or related to the market values or information provided by third party pricing services or the differences in market prices or information provided by other third party pricing services.

C  
0000  
M  
1 PDS S 61 443

***This Page Intentionally Blank***





# BNY MELLON

The Bank of New York Mellon Trust Company, N.A.

KENT COUNTY WATER AUTHORITY  
ATTN: FINANCE DIRECTOR  
1072 MAIN STREET  
WEST WARWICK RI 02893-3746

## Account Statement

Statement Period 01/01/2015 Through 01/31/2015


Account 112603  
KCWA GEN REN & REP RESV ACCT

CLIENT SERVICE MANAGER: SUSAN CALISE  
135 SANTILLI HIGHWAY AIM: 026-0018  
EVERETT, MA 02149  
617-382-5217  
SUSAN.CALISE@BNYMELLON.COM

Go Paperless. Securely access your account online to view your statements. Ask your BNY Mellon contact how we can help you access your accounts, enter your own transactions or submit an audit confirmation online. Also be sure to ask how Connect(SM), our new web-based, single sign-on platform can help you go paperless.

Visit us at [www.bnymellon.com](http://www.bnymellon.com)

## Account Overview



Percent of all Investments	Asset Classification	Market Value
100% ⊕	CASH AND SHORT TERM	1,350,509.41
100%	TOTAL OF ALL INVESTMENTS	1,350,509.41

## Summary of Assets Held

Asset Classification	Market Value	Cost	Accrued Income	Est Annual Income	Market Yield
CASH AND SHORT TERM	1,350,509.41	1,350,509.41	0.00	0.00	0.00%
ACCOUNT TOTALS	1,350,509.41	1,350,509.41	0.00	0.00	0.00%

## Summary of Cash Transactions

Transaction Category	Current Period			Year-to-Date	
	Income	Principal	Realized Gains/Losses	Income	Principal
OPENING BALANCE	0.00	0.00		0.00	0.00
DIVIDENDS	8.88	0.00	0.00	8.88	0.00
OTHER CASH ADDITIONS	2.59	3,715.20	0.00	2.59	3,715.20
OTHER CASH DISBURSEMENTS	11.47 -	0.00	0.00	11.47 -	0.00
PURCHASES	0.00	3,715.20 -	0.00	0.00	3,715.20 -
CLOSING BALANCE	0.00	0.00	0.00	0.00	0.00

The above cash transactions summary is provided for information purposes only and may not reflect actual taxable income or deductible expenses as reportable under the Internal Revenue Code.

013068 XBNEF003 018939

3  
4  
5  
6  
7  
8  
9  
10  
11  
12  
13  
14  
15  
16  
17  
18  
19  
20  
21  
22  
23  
24  
25  
26  
27  
28  
29  
30  
31  
32  
33  
34  
35  
36  
37  
38  
39  
40  
41  
42  
43  
44  
45  
46  
47  
48  
49  
50  
51  
52  
53  
54  
55  
56  
57  
58  
59  
60  
61  
62  
63  
64  
65  
66  
67  
68  
69  
70  
71  
72  
73  
74  
75  
76  
77  
78  
79  
80  
81  
82  
83  
84  
85  
86  
87  
88  
89  
90  
91  
92  
93  
94  
95  
96  
97  
98  
99  
100





**BNY MELLON**

The Bank of New York Mellon Trust Company, N.A.

Statement Period 01/01/2015 Through 01/31/2015  
Account 112603  
KCWA GEN REN & REP RESV ACCT

**Statement of Assets Held**

Shares / Par Value	Asset Description	Market Price Average Cost	Market Value Cost	Accrued Income Est Annual Income	Market Yield
<b>CASH AND SHORT TERM</b>					
1,350,509.410	FIDELITY INSTL MMKT GOVT 57 CUSIP: X9USDFIIN	1.00000 1.00000	1,350,509.41 1,350,509.41	0.00 0.00	0.00% 0.00%
<b>Total CASH AND SHORT TERM</b>			<b>1,350,509.41</b>	<b>0.00</b>	<b>0.00%</b>
<b>ACCOUNT TOTALS</b>			<b>1,350,509.41</b>	<b>0.00</b>	<b>0.00%</b>
Total Market Value Plus Total Accrued Income 1,350,509.41					

**Statement of Transactions**

Transaction Date	Transaction Description	Income	Principal	Cost	Realized Gains/Losses
01/01/15	OPENING BALANCE	0.00	0.00	1,346,794.21	
01/05/15	Dividend FIDELITY INSTL MMKT GOVT 57 TRADE DATE 01/05/15 SET/DATE 01/05/15 CUSIP X9USDFIIN 8.88 SHARES	8.88	0.00	0.00	0.00
01/05/15	Cash Credit CW00005526: SWP FRM 1126038401	0.00	11.47	0.00	0.00
01/05/15	Cash Credit	2.59	0.00	0.00	0.00
01/05/15	Cash Debit	11.47 -	0.00	0.00	0.00
01/05/15	DAILY ENDING BALANCE	0.00	11.47	1,346,794.21	0.00
01/06/15	Purchase FIDELITY INSTL MMKT GOVT 57 TRADE DATE 01/06/15 SET/DATE 01/06/15 CUSIP X9USDFIIN 11.47 SHARES	0.00	11.47 -	11.47	
01/06/15	DAILY ENDING BALANCE	0.00	0.00	1,346,805.68	0.00
01/22/15	Purchase FIDELITY INSTL MMKT GOVT 57 TRADE DATE 01/22/15 SET/DATE 01/22/15 CUSIP X9USDFIIN 3,703.73 SHARES	0.00	3,703.73 -	3,703.73	0.00
01/22/15	Cash Credit DR PTY:CORPORATE DEPT OPERATIONS DETAIL:TRANSFER TO 112603 R AND R DETAIL:RESERVE FUND MONTHLY TRANSFER	0.00	3,703.73	0.00	0.00
01/22/15	DAILY ENDING BALANCE	0.00	0.00	1,350,509.41	0.00
01/31/15	CLOSING BALANCE	0.00	0.00	1,350,509.41	0.00

Cumulative realized capital gain and loss position from 12/31/2014 for securities held in principal of account:

Short Term: 0.00 \* Long Term: 0.00 \*

\* The above gain and loss position does not include transactions where tax cost information is incomplete or unavailable.



**BNY MELLON**

The Bank of New York Mellon Trust Company, N.A.

Statement Period 01/01/2015 Through 01/31/2015

Account 112603

KCWA GEN REN & REP RESV ACCT

015068 XBNEFO03 015940

Cash and securities set forth on this Account Statement are held by The Bank of New York Mellon, an affiliate of The Bank of New York Mellon Trust Company, N.A. In addition, The Bank of New York Mellon Trust Company, N.A. may utilize subsidiaries and affiliates to provide services and certain products to the Account. Subsidiaries and affiliates may be compensated for their services and products.

The value of securities set forth on this Account Statement are obtained by The Bank of New York Mellon Trust Company, N.A., from its affiliate, The Bank of New York Mellon which determines such values for Corporate Trust on the basis of market prices and information obtained by The Bank of New York Mellon from unaffiliated third parties (including independent pricing vendors) ("third party pricing services"). The Bank of New York Mellon has not verified such market values or information and makes no assurances as to the accuracy or correctness of such market values or information or that the market values set forth on this Account Statement reflect the value of the securities that can be realized in the sale of such securities. In addition, the market values for the securities set forth in this Account Statement may differ from the market prices and information for the same securities used by other business units of The Bank of New York Mellon Trust Company, N.A., The Bank of New York Mellon or their respective subsidiaries or affiliates based upon market prices and information received from other third party pricing services utilized by such other business units. Corporate Trust does not compare its market values with those used by, or reconcile different market values used by, other business units of The Bank of New York Mellon Trust Company, N.A., The Bank of New York Mellon or their respective subsidiaries or affiliates. Neither The Bank of New York Mellon Trust Company, N.A. nor The Bank of New York Mellon shall be liable for any loss, damage or expense incurred as a result of or arising from or related to the market values or information provided by third party pricing services or the differences in market prices or information provided by other third party pricing services.

0  
9 0000  
1 P03 S 51445

***This Page Intentionally Blank***



# BNY MELLON

The Bank of New York Mellon Trust Company, N.A.

KENT COUNTY WATER AUTHORITY  
ATTN: FINANCE DIRECTOR  
1072 MAIN STREET  
WEST WARWICK RI 02893-3746

## Account Statement

Statement Period 01/01/2015 Through 01/31/2015


Account 112604  
KCWA GEN RENEWAL AND REPLACEMENT AC

CLIENT SERVICE MANAGER: SUSAN CALISE  
135 SANTILLI HIGHWAY AIM: 026-0018  
EVERETT, MA 02149  
617-382-5217  
SUSAN.CALISE@BNYMELLON.COM

Go Paperless. Securely access your account online to view your statements. Ask your BNY Mellon contact how we can help you access your accounts, enter your own transactions or submit an audit confirmation online. Also be sure to ask how Connect(SM), our new web-based, single sign-on platform can help you go paperless.

Visit us at [www.bnymellon.com](http://www.bnymellon.com)

## Account Overview



Percent of all Investments	Asset Classification	Market Value
100%	CASH AND SHORT TERM	17,356.39
100%	TOTAL OF ALL INVESTMENTS	17,356.39

## Summary of Assets Held

Asset Classification	Market Value	Cost	Accrued Income	Est Annual Income	Market Yiel
CASH AND SHORT TERM	17,356.39	17,356.39	0.00	0.00	0.00%
ACCOUNT TOTALS	17,356.39	17,356.39	0.00	0.00	0.00%

## Summary of Cash Transactions

Transaction Category	Current Period			Year-to-Date	
	Income	Principal	Realized Gains/Losses	Income	Principal
OPENING BALANCE	0.00	0.00		0.00	0.00
DIVIDENDS	1.97	0.00	0.00	1.97	0.00
SALES AND REDEMPTIONS	0.00	295,596.76	0.00	0.00	295,596.76
OTHER CASH ADDITIONS	0.57	8,335.87	0.00	0.57	8,335.87
OTHER CASH DISBURSEMENTS	2.54 -	303,930.09 -	0.00	2.54 -	303,930.09 -
PURCHASES	0.00	2.54 -	0.00	0.00	2.54 -
CLOSING BALANCE	0.00	0.00	0.00	0.00	0.00

The above cash transactions summary is provided for information purposes only and may not reflect actual taxable income or deductible expenses as reportable under the Internal Revenue Code.

013068 XBNEF003 013941

0 0000 1 1003 5 81448



**BNY MELLON**

The Bank of New York Mellon Trust Company, N.A.

Statement Period 01/01/2015 Through 01/31/2015  
Account 112604  
KCWA GEN RENEWAL AND REPLACEMENT AC

### Statement of Assets Held

Shares / Par Value	Asset Description	Market Price Average Cost	Market Value Cost	Accrued Income Est Annual Income	Market Yield
<b>CASH AND SHORT TERM</b>					
17,356.390	FIDELITY INSTL MMKT GOVT 57 CUSIP: X9USDFIIN	1.00000 1.00000	17,356.39 17,356.39	0.00 0.00	0.00% 0.00%
<b>Total CASH AND SHORT TERM</b>			<b>17,356.39</b> <b>17,356.39</b>	<b>0.00</b> <b>0.00</b>	<b>0.00%</b> <b>0.00%</b>
<b>ACCOUNT TOTALS</b>			<b>17,356.39</b> <b>17,356.39</b>	<b>0.00</b> <b>0.00</b>	<b>0.00%</b> <b>0.00%</b>
Total Market Value Plus Total Accrued Income 17,356.39					

### Statement of Transactions

Transaction Date	Transaction Description	Income	Principal	Cost	Realized Gains/Losses
01/01/15	OPENING BALANCE	0.00	0.00	312,950.61	
01/05/15	Dividend FIDELITY INSTL MMKT GOVT 57 TRADE DATE 01/05/15 SET/DATE 01/05/15 CUSIP X9USDFIIN 1.97 SHARES	1.97	0.00	0.00	0.00
01/05/15	Cash Credit CW00005527: SWP FRM 1126048401	0.00	2.54	0.00	0.00
01/05/15	Cash Credit	0.57	0.00	0.00	0.00
01/05/15	Cash Debit	2.54 -	0.00	0.00	0.00
01/05/15	DAILY ENDING BALANCE	0.00	2.54	312,950.61	0.00
01/06/15	Purchase FIDELITY INSTL MMKT GOVT 57 TRADE DATE 01/06/15 SET/DATE 01/06/15 CUSIP X9USDFIIN 2.54 SHARES	0.00	2.54 -	2.54	
01/06/15	DAILY ENDING BALANCE	0.00	0.00	312,953.15	0.00
01/30/15	Sale FIDELITY INSTL MMKT GOVT 57 TRADE DATE 01/30/15 SET/DATE 01/30/15 CUSIP X9USDFIIN 295,596.76 SHARES	0.00	295,596.76	295,596.76 -	0.00
01/30/15	Cash Credit MONTHLY DEPOSIT FROM REV A/C 112600 OF FUNDS NECESSARY TO COVER APPROVED BUDGET EXPENSES WITH RESPECT TO R&R.	0.00	8,333.33	0.00	0.00
01/30/15	Cash Debit TRANSFER FROM 1126048400 TO 1126008400 F OR REIMBURSEMENT	0.00	303,930.09 -	0.00	0.00
01/30/15	DAILY ENDING BALANCE	0.00	0.00	17,356.39	0.00
01/31/15	CLOSING BALANCE	0.00	0.00	17,356.39	0.00

Cumulative realized capital gain and loss position from 12/31/2014 for securities held in principal of account:

Short Term: 0.00 \* Long Term: 0.00 \*

\* The above gain and loss position does not include transactions where tax cost information is incomplete or unavailable.



**BNY MELLON**

The Bank of New York Mellon Trust Company, N.A.

Statement Period 01/01/2015 Through 01/31/2015  
Account 112604  
KCWA GEN RENEWAL AND REPLACEMENT AC

013068 XBNEF003 018942

Cash and securities set forth on this Account Statement are held by The Bank of New York Mellon, an affiliate of The Bank of New York Mellon Trust Company, N.A. In addition, The Bank of New York Mellon Trust Company, N.A. may utilize subsidiaries and affiliates to provide services and certain products to the Account. Subsidiaries and affiliates may be compensated for their services and products.

The value of securities set forth on this Account Statement are obtained by The Bank of New York Mellon Trust Company, N.A., from its affiliate, The Bank of New York Mellon which determines such values for Corporate Trust on the basis of market prices and information obtained by The Bank of New York Mellon from unaffiliated third parties (including independent pricing vendors) ("third party pricing services"). The Bank of New York Mellon has not verified such market values or information and makes no assurances as to the accuracy or correctness of such market values or information or that the market values set forth on this Account Statement reflect the value of the securities that can be realized on the sale of such securities. In addition, the market values for the securities set forth in this Account Statement may differ from the market prices and information for the same securities used by other business units of The Bank of New York Mellon Trust Company, N.A., The Bank of New York Mellon or their respective subsidiaries or affiliates based upon market prices and information received from other third party pricing services utilized by such other business units. Corporate Trust does not compare its market values with those used by, or reconcile different market values used by, other business units of The Bank of New York Mellon Trust Company, N.A., The Bank of New York Mellon or their respective subsidiaries or affiliates. Neither The Bank of New York Mellon Trust Company, N.A. nor The Bank of New York Mellon shall be liable for any loss, damage or expense incurred as a result of or arising from or related to the market values or information provided by third party pricing services or the differences in market prices or information provided by other third party pricing services.

9 0000  
1 P03 5 61447

***This Page Intentionally Blank***



# BNY MELLON

The Bank of New York Mellon Trust Company, N.A.

WENT COUNTY WATER AUTHORITY  
ATTN: FINANCE DIRECTOR  
1072 MAIN STREET  
WEST WARWICK RI 02893-3746

## Account Statement

Statement Period 01/01/2015 Through 01/31/2015


Account 112605  
KCWA INFRASTRUCTURE ACCT

CLIENT SERVICE MANAGER: SUSAN CALISE  
135 SANTILLI HIGHWAY AIM: 026-0018  
EVERETT, MA 02149  
617-382-5217  
SUSAN.CALISE@BNYMELLON.COM

Go Paperless. Securely access your account online to view your statements. Ask your BNY Mellon contact how we can help you access your accounts, enter your own transactions or submit an audit confirmation online. Also be sure to ask how Connect(SM), our new web-based, single sign-on platform can help you go paperless.

Visit us at [www.bnymellon.com](http://www.bnymellon.com)

## Account Overview



Percent of all Investments	Asset Classification	Market Value
100%	CASH AND SHORT TERM	7,530,598.67
100%	TOTAL OF ALL INVESTMENTS	7,530,598.67

## Summary of Assets Held

Asset Classification	Market Value	Cost	Accrued Income	Est Annual Income	Market Yield
CASH AND SHORT TERM	7,530,598.67	7,530,598.67	0.00	0.00	0.00%
ACCOUNT TOTALS	7,530,598.67	7,530,598.67	0.00	0.00	0.00%

## Summary of Cash Transactions

Transaction Category	Current Period			Year-to-Date	
	Income	Principal	Realized Gains/Losses	Income	Principal
OPENING BALANCE	0.00	0.00		0.00	0.00
DIVIDENDS	45.20	0.00	0.00	45.20	0.00
SALES AND REDEMPTIONS	0.00	91,193.13	0.00	0.00	91,193.13
OTHER CASH ADDITIONS	13.35	450,058.55	0.00	13.35	450,058.55
OTHER CASH DISBURSEMENTS	58.55 -	91,193.13 -	0.00	58.55 -	91,193.13 -
PURCHASES	0.00	450,058.55 -	0.00	0.00	450,058.55 -
CLOSING BALANCE	0.00	0.00	0.00	0.00	0.00

The above cash transactions summary is provided for information purposes only and may not reflect actual taxable income or deductible expenses as reportable under the Internal Revenue Code.

013068 XBNEFD03 013943

0 0000 1 PD3 S 61.448





BNY MELLON

The Bank of New York Mellon Trust Company, N.A.

Statement Period 01/01/2015 Through 01/31/2015

Account 112605

KCWA INFRASTRUCTURE ACCT

### Statement of Assets Held

Shares / Par Value	Asset Description	Market Price Average Cost	Market Value Cost	Accrued Income Est Annual Income	Market Yield
<b>CASH AND SHORT TERM</b>					
7,530,598.670	FIDELITY INSTL MMKT GOVT 57	1.00000	7,530,598.67	0.00	0.00%
	CUSIP: X9USDFIIN	1.00000	7,530,598.67	0.00	0.00%
<b>Total CASH AND SHORT TERM</b>				<b>0.00</b>	<b>0.00%</b>
			<b>7,530,598.67</b>	<b>0.00</b>	<b>0.00%</b>
<b>ACCOUNT TOTALS</b>			<b>7,530,598.67</b>	<b>0.00</b>	<b>0.00%</b>
<b>Total Market Value Plus Total Accrued Income 7,530,598.67</b>			<b>7,530,598.67</b>	<b>0.00</b>	

### Statement of Transactions

Transaction Date	Transaction Description	Income	Principal	Cost	Realized Gains/Losses
01/01/15	OPENING BALANCE	0.00	0.00	7,171,733.25	
01/05/15	Dividend FIDELITY INSTL MMKT GOVT 57 TRADE DATE 01/05/15 SET/DATE 01/05/15 CUSIP X9USDFIIN 45.20 SHARES	45.20	0.00	0.00	0.00
01/05/15	Cash Credit	13.35	0.00	0.00	0.00
01/05/15	Cash Credit CW00005528: SWP FRM 1126058401	0.00	58.55	0.00	0.00
01/05/15	Cash Debit	58.55 -	0.00	0.00	0.00
01/05/15	DAILY ENDING BALANCE	0.00	58.55	7,171,733.25	0.00
01/06/15	Purchase FIDELITY INSTL MMKT GOVT 57 TRADE DATE 01/06/15 SET/DATE 01/06/15 CUSIP X9USDFIIN 58.55 SHARES	0.00	58.55 -	58.55	0.00
01/06/15	DAILY ENDING BALANCE	0.00	0.00	7,171,791.80	0.00
01/28/15	Sale FIDELITY INSTL MMKT GOVT 57 TRADE DATE 01/28/15 SET/DATE 01/28/15 CUSIP X9USDFIIN 91,193.13 SHARES	0.00	91,193.13	91,193.13 -	0.00
01/28/15	Cash Debit CHEQUE NUMBER:0010033683 BOYLE AND FOGARTY PURPOSE IFR 2010 B CASH REV PAYMENT DATE 1.22.2015 APPLICATION NO.18 CSD:01/28/15	0.00	91,193.13 -	0.00	0.00
01/28/15	DAILY ENDING BALANCE	0.00	0.00	7,080,598.67	0.00
01/30/15	Purchase FIDELITY INSTL MMKT GOVT 57 TRADE DATE 01/30/15 SET/DATE 01/30/15 CUSIP X9USDFIIN 450,000.00 SHARES	0.00	450,000.00 -	450,000.00	0.00
01/30/15	Cash Credit MONTHLY DEPOSIT FROM REVENUE A/C 112600 FUNDS NECESSARY TO COVER APPROVED BUDGET EXPENSES WITH RESPECT TO INFRAST.	0.00	450,000.00	0.00	0.00
01/30/15	DAILY ENDING BALANCE	0.00	0.00	7,530,598.67	0.00
01/31/15	CLOSING BALANCE	0.00	0.00	7,530,598.67	0.00

Cumulative realized capital gain and loss position from 12/31/2014 for securities held in principal of account:

Short Term: 0.00 \* Long Term: 0.00 \*

\* The above gain and loss position does not include transactions where tax cost information is incomplete or unavailable.



**BNY MELLON**

The Bank of New York Mellon Trust Company, N.A.

Statement Period 01/01/2015 Through 01/31/2015

Account 112605

KCWA INFRASTRUCTURE ACCT

U135900 ASINVTU03 U135944

Cash and securities set forth on this Account Statement are held by The Bank of New York Mellon, an affiliate of The Bank of New York Mellon Trust Company, N.A. In addition, The Bank of New York Mellon Trust Company, N.A. may utilize subsidiaries and affiliates to provide services and certain products to the Account. Subsidiaries and affiliates may be compensated for their services and products.

The value of securities set forth on this Account Statement are obtained by The Bank of New York Mellon Trust Company, N.A., from its affiliate, The Bank of New York Mellon which determines such values for Corporate Trust on the basis of market prices and information obtained by The Bank of New York Mellon from unaffiliated third parties (including independent pricing vendors) ("third party pricing services"). The Bank of New York Mellon has not verified such market values or information and makes no assurances as to the accuracy or correctness of such market values or information or that the market values set forth on this Account Statement reflect the value of the securities that can be realized on the sale of such securities. In addition, the market values for the securities set forth in this Account Statement may differ from the market prices and information for the same securities used by other business units of The Bank of New York Mellon Trust Company, N.A., The Bank of New York Mellon or their respective subsidiaries or affiliates based upon market prices and information received from other third party pricing services utilized by such other business units. Corporate Trust does not compare its market values with those used by, or reconcile different market values used by, other business units of The Bank of New York Mellon Trust Company, N.A., The Bank of New York Mellon or their respective subsidiaries or affiliates. Neither The Bank of New York Mellon Trust Company, N.A. nor The Bank of New York Mellon shall be liable for any loss, damage or expense incurred as a result of or arising from or related to the market values or information provided by third party pricing services or the differences in market prices or information provided by other third party pricing services.

0000  
1 P03 s 61449

***This Page Intentionally Blank***



**BNY MELLON**

The Bank of New York Mellon Trust Company, N.A.

WENT COUNTY WATER AUTHORITY  
ATTN: FINANCE DIRECTOR  
1072 MAIN STREET  
WEST WARWICK RI 02893-3746

### Account Statement

Statement Period 01/01/2015 Through 01/31/2015


Account 112606  
KCWA OPER & MAIN RESERVE ACCT

CLIENT SERVICE MANAGER: SUSAN CALISE  
135 SANTILLI HIGHWAY AIM: 026-0018  
EVERETT, MA 02149  
617-382-5217  
SUSAN.CALISE@BNYMELLON.COM

Go Paperless. Securely access your account online to view your statements. Ask your BNY Mellon contact how we can help you access your accounts, enter your own transactions or submit an audit confirmation online. Also be sure to ask how Connect(SM), our new web-based, single sign-on platform can help you go paperless.

Visit us at [www.bnymellon.com](http://www.bnymellon.com)

### Account Overview



Percent of all Investments	Asset Classification	Market Value
100%	CASH AND SHORT TERM	2,382,141.75
100%	TOTAL OF ALL INVESTMENTS	2,382,141.75

### Summary of Assets Held

Asset Classification	Market Value	Cost	Accrued Income	Est Annual Income	Market Yield
CASH AND SHORT TERM	2,382,141.75	2,382,141.75	0.00	0.00	0.00%
ACCOUNT TOTALS	2,382,141.75	2,382,141.75	0.00	0.00	0.00%

### Summary of Cash Transactions

Transaction Category	Current Period			Year-to-Date	
	Income	Principal	Realized Gains/Losses	Income	Principal
OPENING BALANCE	0.00	0.00		0.00	0.00
DIVIDENDS	15.64	0.00	0.00	15.64	0.00
OTHER CASH ADDITIONS	4.56	20.20	0.00	4.56	20.20
OTHER CASH DISBURSEMENTS	20.20 -	0.00	0.00	20.20 -	0.00
PURCHASES	0.00	20.20 -	0.00	0.00	20.20 -
CLOSING BALANCE	0.00	0.00	0.00	0.00	0.00

The above cash transactions summary is provided for information purposes only and may not reflect actual taxable income or deductible expenses as reportable under the Internal Revenue Code.

013008 XENIER-003 013945

9 0000  
1 P03 S 61 450



**BNY MELLON**

The Bank of New York Mellon Trust Company, N.A.

Statement Period 01/01/2015 Through 01/31/2015  
Account 112606  
KCWA OPER & MAIN RESERVE ACCT

### Statement of Assets Held

Shares / Par Value	Asset Description	Market Price Average Cost	Market Value Cost	Accrued Income Est Annual Income	Market Yield
<b>CASH AND SHORT TERM</b>					
2,382,141.750	FIDELITY INSTL MMKT GOVT 57 CUSIP: X9USDFIIN	1.00000	2,382,141.75	0.00	0.00%
		1.00000	2,382,141.75	0.00	0.00%
<b>Total CASH AND SHORT TERM</b>			<b>2,382,141.75</b>	<b>0.00</b>	<b>0.00%</b>
			<b>2,382,141.75</b>	<b>0.00</b>	<b>0.00%</b>
<b>ACCOUNT TOTALS</b>			<b>2,382,141.75</b>	<b>0.00</b>	<b>0.00%</b>
Total Market Value Plus Total Accrued Income 2,382,141.75			<b>2,382,141.75</b>	<b>0.00</b>	<b>0.00%</b>

### Statement of Transactions

Transaction Date	Transaction Description	Income	Principal	Cost	Realized Gains/Losses
01/01/15	OPENING BALANCE	0.00	0.00	2,382,121.55	
01/05/15	Dividend FIDELITY INSTL MMKT GOVT 57 TRADE DATE 01/05/15 SET/DATE 01/05/15 CUSIP X9USDFIIN 15.64 SHARES	15.64	0.00	0.00	0.00
01/05/15	Cash Credit CW00005529: SWP FRM 1126068401	0.00	20.20	0.00	0.00
01/05/15	Cash Credit	4.56	0.00	0.00	0.00
01/05/15	Cash Debit	20.20 -	0.00	0.00	0.00
01/05/15	DAILY ENDING BALANCE	0.00	20.20	2,382,121.55	0.00
01/06/15	Purchase FIDELITY INSTL MMKT GOVT 57 TRADE DATE 01/06/15 SET/DATE 01/06/15 CUSIP X9USDFIIN 20.20 SHARES	0.00	20.20 -	20.20	0.00
01/06/15	DAILY ENDING BALANCE	0.00	0.00	2,382,141.75	0.00
01/31/15	CLOSING BALANCE	0.00	0.00	2,382,141.75	0.00

Cumulative realized capital gain and loss position from 12/31/2014 for securities held in principal of account:

Short Term: 0.00 \* Long Term: 0.00 \*

\* The above gain and loss position does not include transactions where tax cost information is incomplete or unavailable.

Cash and securities set forth on this Account Statement are held by The Bank of New York Mellon, an affiliate of The Bank of New York Mellon Trust Company, N.A. In addition, The Bank of New York Mellon Trust Company, N.A. may utilize subsidiaries and affiliates to provide services and certain products to the Account. Subsidiaries and affiliates may be compensated for their services and products.

The value of securities set forth on this Account Statement are obtained by The Bank of New York Mellon Trust Company, N.A., from its affiliate, The Bank of New York Mellon which determines such values for Corporate Trust on the basis of market prices and information obtained by The Bank of New York Mellon from unaffiliated third parties (including independent pricing vendors) ("third party pricing services"). The Bank of New York Mellon has not verified such market values or information and makes no assurances as to the accuracy or correctness of such market values or information or that the market values set forth on this Account Statement reflect the value of the securities that can be realized upon the sale of such securities. In addition, the market values for the securities set forth in this Account Statement may differ from the market prices and information for the same securities used by other business units of The Bank of New York Mellon Trust Company, N.A., The Bank of New York Mellon or their respective subsidiaries or affiliates based upon market prices and information received from other third party pricing services utilized by such other business units. Corporate Trust does not compare its market values with those used by, or reconcile different market values used by, other business units of The Bank of New York Mellon Trust Company, N.A., The Bank of New York Mellon or their respective subsidiaries or affiliates. Neither The Bank of New York Mellon Trust Company, N.A. nor The Bank of New York Mellon shall be liable for any loss, damage or expense incurred as a result of or arising from or related to the market values or information provided by third party pricing services or the differences in market prices or information provided by other third party pricing services.



**BNY MELLON**

The Bank of New York Mellon Trust Company, N.A.

WATERBURY COUNTY WATER AUTHORITY  
ATTN: FINANCE DIRECTOR  
1072 MAIN STREET  
WEST WARWICK RI 02893-3746

### Account Statement

Statement Period 01/01/2015 Through 01/31/2015


Account 112612  
KCWA DEBT SERVICE SAVINGS (2004)

CLIENT SERVICE MANAGER: SUSAN CALISE  
135 SANTILLI HIGHWAY AIM: 026-0018  
EVERETT, MA 02149  
617-382-5217  
SUSAN.CALISE@BNYMELLON.COM

Go Paperless. Securely access your account online to view your statements. Ask your BNY Mellon contact how we can help you access your accounts, enter your own transactions or submit an audit confirmation online. Also be sure to ask how Connect(SM), our new web-based, single sign-on platform can help you go paperless.

Visit us at [www.bnymellon.com](http://www.bnymellon.com)

### Account Overview



Percent of all Investments	Asset Classification	Market Value
100%	CASH AND SHORT TERM	784,619.54
100%	TOTAL OF ALL INVESTMENTS	784,619.54

### Summary of Assets Held

Asset Classification	Market Value	Cost	Accrued Income	Est Annual Income	Market Yield
CASH AND SHORT TERM	784,619.54	784,619.54	0.00	0.00	0.00%
ACCOUNT TOTALS	784,619.54	784,619.54	0.00	0.00	0.00%

### Summary of Cash Transactions

Transaction Category	Current Period			Year-to-Date	
	Income	Principal	Realized Gains/Losses	Income	Principal
OPENING BALANCE	0.00	0.00		0.00	0.00
DIVIDENDS	3.91	0.00	0.00	3.91	0.00
OTHER CASH ADDITIONS	1.13	93,005.04	0.00	1.13	93,005.04
OTHER CASH DISBURSEMENTS	5.04 -	0.00	0.00	5.04 -	0.00
PURCHASES	0.00	93,005.04 -	0.00	0.00	93,005.04 -
CLOSING BALANCE	0.00	0.00	0.00	0.00	0.00

The above cash transactions summary is provided for information purposes only and may not reflect actual taxable income or deductible expenses as reportable under the Internal Revenue Code.



**BNY MELLON**

The Bank of New York Mellon Trust Company, N.A.

Statement Period 01/01/2015 Through 01/31/2015  
Account 112612  
KCWA DEBT SERVICE SAVINGS (2004)

### Statement of Assets Held

Shares / Par Value	Asset Description	Market Price Average Cost	Market Value Cost	Accrued Income Est Annual Income	Market Yield
<b>CASH AND SHORT TERM</b>					
784,619.540	FIDELITY INSTL MMKT GOVT 57 CUSIP: X9USDFIIN	1.00000 1.00000	784,619.54 784,619.54	0.00 0.00	0.00% 0.00%
<b>Total CASH AND SHORT TERM</b>			<b>784,619.54</b>	<b>0.00</b>	<b>0.00%</b>
<b>ACCOUNT TOTALS</b>			<b>784,619.54</b>	<b>0.00</b>	<b>0.00%</b>
Total Market Value Plus Total Accrued Income 734,619.54					

### Statement of Transactions

Transaction Date	Transaction Description	Income	Principal	Cost	Realized Gains/Losses
01/01/15	OPENING BALANCE	0.00	0.00	691,614.50	
01/05/15	Dividend FIDELITY INSTL MMKT GOVT 57 TRADE DATE 01/05/15 SET/DATE 01/05/15 CUSIP X9USDFIIN 3.91 SHARES	3.91	0.00	0.00	0.00
01/05/15	Cash Credit CW00005530: SWP FRM 1126128401	0.00	5.04	0.00	0.00
01/05/15	Cash Credit	1.13	0.00	0.00	0.00
01/05/15	Cash Debit	5.04	0.00	0.00	0.00
01/05/15	DAILY ENDING BALANCE	0.00	5.04	691,614.50	0.00
01/06/15	Purchase FIDELITY INSTL MMKT GOVT 57 TRADE DATE 01/06/15 SET/DATE 01/06/15 CUSIP X9USDFIIN 5.04 SHARES	0.00	5.04	5.04	0.00
01/06/15	DAILY ENDING BALANCE	0.00	0.00	691,619.54	0.00
01/30/15	Purchase FIDELITY INSTL MMKT GOVT 57 TRADE DATE 01/30/15 SET/DATE 01/30/15 CUSIP X9USDFIIN 93,000.00 SHARES	0.00	93,000.00	93,000.00	0.00
01/30/15	Cash Credit MONTHLY DEPOSIT FROM REVENUE A/C 112600 OF FUNDS NECESSARY TO COVER MONTHLY LOAN PAYMENT OBLIGATION ON SERIES 2004 BONDS	0.00	93,000.00	0.00	0.00
01/30/15	DAILY ENDING BALANCE	0.00	0.00	784,619.54	0.00
01/31/15	CLOSING BALANCE	0.00	0.00	784,619.54	0.00

Cumulative realized capital gain and loss position from 12/31/2014 for securities held in principal of account:

Short Term: 0.00 \* Long Term: 0.00 \*

\* The above gain and loss position does not include transactions where tax cost information is incomplete or unavailable.





***This Page Intentionally Blank***



**BNY MELLON**

The Bank of New York Mellon Trust Company, N.A.

**FRONT COUNTY WATER AUTHORITY**  
ATTN: FINANCE DIRECTOR  
1072 MAIN STREET  
WEST WARWICK RI 02893-3746

### Account Statement

Statement Period 01/01/2015 Through 01/31/2015


Account 112613  
KCWA SER 2004A DEBT SERV RESRV

**CLIENT SERVICE MANAGER: SUSAN CALISE**  
135 SANTILLI HIGHWAY AIM: 026-0018  
EVERETT, MA 02149  
617-382-5217  
SUSAN.CALISE@BNYMELLON.COM

Go Paperless. Securely access your account online to view your statements. Ask your BNY Mellon contact how we can help you access your accounts, enter your own transactions or submit an audit confirmation online. Also be sure to ask how Connect(SM), our new web-based, single sign-on platform can help you go paperless.

Visit us at [www.bnymellon.com](http://www.bnymellon.com)

### Account Overview



Percent of all Investments	Asset Classification	Market Value
100%	CASH AND SHORT TERM	1.12
100%	TOTAL OF ALL INVESTMENTS	1.12

### Summary of Assets Held

Asset Classification	Market Value	Cost	Accrued Income	Est Annual Income	Market Yield
CASH AND SHORT TERM	1.12	1.12	0.00	0.00	0.00%
<b>ACCOUNT TOTALS</b>	<b>1.12</b>	<b>1.12</b>	<b>0.00</b>	<b>0.00</b>	<b>0.00%</b>

### Summary of Cash Transactions

Transaction Category	Current Period			Year-to-Date	
	Income	Principal	Realized Gains/Losses	Income	Principal
OPENING BALANCE	0.00	0.00		0.00	0.00
CLOSING BALANCE	0.00	0.00	0.00	0.00	0.00

The above cash transactions summary is provided for information purposes only and may not reflect actual taxable income or deductible expenses as reportable under the Internal Revenue Code.

013068 XBNMF003 013948

9 0000  
1 P03 s 61453



**BNY MELLON**

The Bank of New York Mellon Trust Company, N.A.

Statement Period 01/01/2015 Through 01/31/2015

Account 112613

KCWA SER 2004A DEBT SERV RESRV

**Statement of Assets Held**

Shares / Par Value	Asset Description	Market Price Average Cost	Market Value Cost	Accrued Income Est Annual Income	Market Yield
<b>CASH AND SHORT TERM</b>					
1.120	FIDELITY INSTL MMKT GOVT 57 CUSIP: X9USDFIIN	1.00000	1.12	0.00	0.00%
		1.00000	1.12	0.00	0.00%
<b>Total CASH AND SHORT TERM</b>			<b>1.12</b>	<b>0.00</b>	<b>0.00%</b>
<b>ACCOUNT TOTALS</b>			<b>1.12</b>	<b>0.00</b>	<b>0.00%</b>
<b>Total Market Value Plus Total Accrued Income 1.12</b>			<b>1.12</b>	<b>0.00</b>	

**Statement of Transactions**

Transaction Date	Transaction Description	Income	Principal	Cost	Realized Gains/Losses
No Transactions This Period					

Cash and securities set forth on this Account Statement are held by The Bank of New York Mellon, an affiliate of The Bank of New York Mellon Trust Company, N.A. In addition, The Bank of New York Mellon Trust Company, N.A. may utilize subsidiaries and affiliates to provide services and certain products to the Account. Subsidiaries and affiliates may be compensated for their services and products.

The value of securities set forth on this Account Statement are obtained by The Bank of New York Mellon Trust Company, N.A., from its affiliate, The Bank of New York Mellon which determines such values for Corporate Trust on the basis of market prices and information obtained by The Bank of New York Mellon from unaffiliated third parties (including independent pricing vendors) ("third party pricing services"). The Bank of New York Mellon has not verified such market values or information and makes no assurances as to the accuracy or correctness of such market values or information or that the market values set forth on this Account Statement reflect the value of the securities that can be realized upon the sale of such securities. In addition, the market values for the securities set forth in this Account Statement may differ from the market prices and information for the same securities used by other business units of The Bank of New York Mellon Trust Company, N.A., The Bank of New York Mellon or their respective subsidiaries or affiliates based upon market prices and information received from other third party pricing services utilized by such other business units. Corporate Trust does not compare its market values with those used by, or reconcile different market values used by, other business units of The Bank of New York Mellon Trust Company, N.A., The Bank of New York Mellon or their respective subsidiaries or affiliates. Neither The Bank of New York Mellon Trust Company, N.A. nor The Bank of New York Mellon shall be liable for any loss, damage or expense incurred as a result of or arising from or related to the market values or information provided by third party pricing services or the differences in market prices or information provided by other third party pricing services.



January 31, 2015

Envelope Contents

Account Information      Number of Pages      Starting Page Number

Account Information

Number of Pages      Starting Page Number

1 of 12

2

KCWA SER 2012 DSR FUND :  
853023

3 of 12

4

KCWA SER 2012 DEBT SERVICE FD  
853024

7 of 12

4


KCWA SER 2012 PJCT FD COI AC  
853025

11 of 12

2

KCWA DEBT SERVICE SAVINGS CIP  
853026

00007270 02 SP 1.190 02 TR 00062 XBNEF001 000000  
KENT COUNTY WATER AUTHORITY  
ATTN: FINANCE DIRECTOR  
1072 MAIN STREET  
WEST WARWICK RI 02893-3746

 BNY MELLON

*This Page Intentionally Blank*



**BNY MELLON**

The Bank of New York Mellon Trust Company, N.A.

KENT COUNTY WATER AUTHORITY  
ATTN: FINANCE DIRECTOR  
1072 MAIN STREET  
WEST WARWICK RI 02893-3746

### Account Statement

Statement Period 01/01/2015 Through 01/31/2015


Account 853023  
KENT COUNTY WATER AUTHORITY GENERAL  
REFUNDING REVENUE BONDS 2012 SERIES A  
(853023)

CLIENT SERVICE MANAGER: SUSAN CALISE  
135 SANTILLI HIGHWAY AIM: 026-0018  
EVERETT, MA 02149  
617-382-5217  
SUSAN.CALISE@BNYMELLON.COM

Go Paperless. Securely access your account online to view your statements. Ask your BNY Mellon contact how we can help you access your accounts, enter your own transactions or submit an audit confirmation online. Also be sure to ask how Connect(SM), our new web-based, single sign-on platform can help you go paperless.

Visit us at [www.bnymellon.com](http://www.bnymellon.com)

### Account Overview



Percent of all Investments	Asset Classification	Market Value
100%	CASH AND SHORT TERM	1,799,111.43
100%	TOTAL OF ALL INVESTMENTS	1,799,111.43

### Summary of Assets Held

Asset Classification	Market Value	Cost	Accrued Income	Est Annual Income	Market Yield
CASH AND SHORT TERM	1,799,111.43	1,799,111.43	0.00	0.00	0.00%
ACCOUNT TOTALS	1,799,111.43	1,799,111.43	0.00	0.00	0.00%

### Summary of Cash Transactions

Transaction Category	Current Period			Year-to-Date	
	Income	Principal	Realized Gains/Losses	Income	Principal
OPENING BALANCE	0.00	0.00		0.00	0.00
DIVIDENDS	11.80	0.00	0.00	11.80	0.00
OTHER CASH ADDITIONS	3.44	0.00	0.00	3.44	0.00
PURCHASES	15.24 -	0.00	0.00	15.24 -	0.00
CLOSING BALANCE	0.00	0.00	0.00	0.00	0.00

The above cash transactions summary is provided for information purposes only and may not reflect actual taxable income or deductible expenses as reportable under the Internal Revenue Code.

007270 XBNEF001 023104

007270 XBNEF001 023104



**BNY MELLON**

The Bank of New York Mellon Trust Company, N.A.

Statement Period 01/01/2015 Through 01/31/2015

Account 853023

KCWA SER 2012 DSR FUND

### Statement of Assets Held

Shares / Par Value	Asset Description	Market Price Average Cost	Market Value Cost	Accrued Income Est Annual Income	Market Yield
<b>CASH AND SHORT TERM</b>					
15.240	FIDELITY INSTL MMKT GOVT 57	1.00000	15.24	0.00	0.00%
	CUSIP: X9USDFIIN	1.00000	15.24	0.00	
1,799,096.190	FIDELITY INSTL MMKT GOVT 57	1.00000	1,799,096.19	0.00	0.00%
	CUSIP: X9USDFIIN	1.00000	1,799,096.19	0.00	
<b>Total CASH AND SHORT TERM</b>			<b>1,799,111.43</b>	<b>0.00</b>	<b>0.00%</b>
<b>ACCOUNT TOTALS</b>			<b>1,799,111.43</b>	<b>0.00</b>	<b>0.00%</b>
Total Market Value Plus Total Accrued Income 1,799,111.43			<b>1,799,111.43</b>	<b>0.00</b>	

### Statement of Transactions

Transaction Date	Transaction Description	Income	Principal	Cost	Realized Gains/Losses
01/01/15	OPENING BALANCE	0.00	0.00	1,799,096.19	
01/05/15	Purchase FIDELITY INSTL MMKT GOVT 57 TRADE DATE 01/05/15 SET/DATE 01/05/15 CUSIP X9USDFIIN 15.24 SHARES	15.24	0.00	15.24	0.00
01/05/15	Dividend FIDELITY INSTL MMKT GOVT 57 TRADE DATE 01/05/15 SET/DATE 01/05/15 CUSIP X9USDFIIN 11.80 SHARES	11.80	0.00	0.00	0.00
01/05/15	Cash Credit	3.44	0.00	0.00	
01/05/15	DAILY ENDING BALANCE	0.00	0.00	1,799,111.43	
01/31/15	CLOSING BALANCE	0.00	0.00	1,799,111.43	0.00

Cumulative realized capital gain and loss position from 12/31/2014 for securities held in principal of account:

Short Term: 0.00 \* Long Term: 0.00 \*

\* The above gain and loss position does not include transactions where tax cost information is incomplete or unavailable.

Cash and securities set forth on this Account Statement are held by The Bank of New York Mellon, an affiliate of The Bank of New York Mellon Trust Company, N.A. In addition, The Bank of New York Mellon Trust Company, N.A. may utilize subsidiaries and affiliates to provide services and certain products to the Account. Subsidiaries and affiliates may be compensated for their services and products.

The value of securities set forth on this Account Statement are obtained by The Bank of New York Mellon Trust Company, N.A., from its affiliate, The Bank of New York Mellon which determines such values for Corporate Trust on the basis of market prices and information obtained by The Bank of New York Mellon from unaffiliated third parties (including independent pricing vendors) ("third party pricing services"). The Bank of New York Mellon has not verified such market values or information and makes no assurances as to the accuracy or correctness of such market values or information or that the market values set forth on this Account Statement reflect the value of the securities that can be realized upon the sale of such securities. In addition, the market values for the securities set forth in this Account Statement may differ from the market prices and information for the same securities used by other business units of The Bank of New York Mellon Trust Company, N.A., The Bank of New York Mellon or their respective subsidiaries or affiliates based upon market prices and information received from other third party pricing services utilized by such other business units. Corporate Trust does not compare its market values with those used by, or reconcile different market values used by, other business units of The Bank of New York Mellon Trust Company, N.A., The Bank of New York Mellon or their respective subsidiaries or affiliates. Neither The Bank of New York Mellon Trust Company, N.A. nor The Bank of New York Mellon shall be liable for any loss, damage or expense incurred as a result of or arising from or related to the market values or information provided by third party pricing services or the differences in market prices or information provided by other third party pricing services.







**BNY MELLON**

The Bank of New York Mellon Trust Company, N.A.

Statement Period 01/01/2015 Through 01/31/2015

Account 853024

KCWA SER 2012 DEBT SERVICE FD

**Statement of Assets Held**

Shares / Per Value	Asset Description	Market Price Average Cost	Market Value Cost	Accrued Income Est Annual Income	Market Yield
<b>CASH AND SHORT TERM</b>					
7.800	FIDELITY INSTL MMKT GOVT 57	1.00000	7.80	0.00	0.00%
	CUSIP: X9USDFIIN	1.00000	7.80	0.00	
924,320.440	FIDELITY INSTL MMKT GOVT 57	1.00000	924,320.44	0.00	0.00%
	CUSIP: X9USDFIIN	1.00000	924,320.44	0.00	
<b>Total CASH AND SHORT TERM</b>			<b>924,328.24</b>	<b>0.00</b>	<b>0.00%</b>
			<b>924,328.24</b>	<b>0.00</b>	
<b>ACCOUNT TOTALS</b>			<b>924,328.24</b>	<b>0.00</b>	<b>0.00%</b>
			<b>924,328.24</b>	<b>0.00</b>	

Total Market Value Plus Total Accrued Income 924,328.24

**Statement of Transactions**

Transaction Date	Transaction Description	Income	Principal	Cost	Realized Gains/Losses
01/01/15	OPENING BALANCE	0.00	0.00	1,089,945.44	
01/05/15	Purchase FIDELITY INSTL MMKT GOVT 57 TRADE DATE 01/05/15 SET/DATE 01/05/15 CUSIP X9USDFIIN 7.80 SHARES	7.80 -	0.00	7.80	0.00
01/05/15	Dividend FIDELITY INSTL MMKT GOVT 57 TRADE DATE 01/05/15 SET/DATE 01/05/15 CUSIP X9USDFIIN 6.05 SHARES	6.05	0.00	0.00	0.00
01/05/15	Cash Credit	1.75	0.00	0.00	0.00
01/05/15	DAILY ENDING BALANCE	0.00	0.00	1,089,953.24	0.00
01/15/15	Sale FIDELITY INSTL MMKT GOVT 57 TRADE DATE 01/15/15 SET/DATE 01/15/15 CUSIP X9USDFIIN 347,250.00 SHARES	0.00	347,250.00	347,250.00 -	0.00
01/15/15	Cash Debit BNF:BNYLOANS TRANSTAR DETAIL:/BNF/KCWARFD2012 : DETAIL://INTEREST PAYMENT TO BONDHOLDERS REL REF:NONREF A/C WITH:THE BANK OF NEW YORK	0.00	347,250.00 -	0.00	0.00
01/15/15	DAILY ENDING BALANCE	0.00	0.00	742,703.24	0.00
01/30/15	Purchase FIDELITY INSTL MMKT GOVT 57 TRADE DATE 01/30/15 SET/DATE 01/30/15 CUSIP X9USDFIIN 181,625.00 SHARES	0.00	181,625.00	181,625.00	0.00
01/30/15	Cash Credit MONTHLY DEPOSIT FROM REVENUE A/C 112600 OF FUNDS NECESSARY TO COVER MONTHLY LOAN PAYMENT OBLIGATION ON SERIES 2012 BONDS	0.00	181,625.00	0.00	0.00
01/30/15	DAILY ENDING BALANCE	0.00	0.00	924,328.24	0.00
01/31/15	CLOSING BALANCE	0.00	0.00	924,328.24	0.00

Cumulative realized capital gain and loss position from 12/31/2014 for securities held in principal of account:

Short Term: 0.00 \* Long Term: 0.00 \*

\* The above gain and loss position does not include transactions where tax cost information is incomplete or unavailable.

01/31/15 3 01/31/15



**BNY MELLON**

The Bank of New York Mellon Trust Company, N.A.

Statement Period 01/01/2015 Through 01/31/2015

Account 853024

KCWA SER 2012 DEBT SERVICE FD

007270 XBNEFO01 028106

Cash and securities set forth on this Account Statement are held by The Bank of New York Mellon, an affiliate of The Bank of New York Mellon Trust Company, N.A. In addition, The Bank of New York Mellon Trust Company, N.A. may utilize subsidiaries and affiliates to provide services and certain products to the Account. Subsidiaries and affiliates may be compensated for their services and products.

The value of securities set forth on this Account Statement are obtained by The Bank of New York Mellon Trust Company, N.A., from its affiliate, The Bank of New York Mellon which determines such values for Corporate Trust on the basis of market prices and information obtained by The Bank of New York Mellon from unaffiliated third parties (including independent pricing vendors) ("third party pricing services"). The Bank of New York Mellon has not verified such market values or information and makes no assurances as to the accuracy or correctness of such market values or information or that the market values set forth on this Account Statement reflect the value of the securities that can be realized on the sale of such securities. In addition, the market values for the securities set forth in this Account Statement may differ from the market prices and information for the same securities used by other business units of The Bank of New York Mellon Trust Company, N.A., The Bank of New York Mellon or their respective subsidiaries or affiliates based upon market prices and information received from other third party pricing services utilized by such other business units. Corporate Trust does not compare its market values with those used by, or reconcile different market values used by, other business units of The Bank of New York Mellon Trust Company, N.A., The Bank of New York Mellon or their respective subsidiaries or affiliates. Neither The Bank of New York Mellon Trust Company, N.A. nor The Bank of New York Mellon shall be liable for any loss, damage or expense incurred as a result of or arising from or related to the market values or information provided by third party pricing services or the differences in market prices or information provided by other third party pricing services.





**BNY MELLON**

The Bank of New York Mellon Trust Company, N.A.

Statement Period 01/01/2015 Through 01/31/2015  
Account 853025  
KCWA SER 2012 PJCT FD COI AC

007270 XBNEF001 023108

Cash and securities set forth on this Account Statement are held by The Bank of New York Mellon, an affiliate of The Bank of New York Mellon Trust Company, N.A. In addition, The Bank of New York Mellon Trust Company, N.A. may utilize subsidiaries and affiliates to provide services and certain products to the Account. Subsidiaries and affiliates may be compensated for their services and products.

The value of securities set forth on this Account Statement are obtained by The Bank of New York Mellon Trust Company, N.A., from its affiliate, The Bank of New York Mellon which determines such values for Corporate Trust on the basis of market prices and information obtained by The Bank of New York Mellon from unaffiliated third parties (including independent pricing vendors) ("third party pricing services"). The Bank of New York Mellon has not verified such market values or information and makes no assurances as to the accuracy or correctness of such market values or information or that the market values set forth on this Account Statement reflect the value of the securities that can be realized on the sale of such securities. In addition, the market values for the securities set forth in this Account Statement may differ from the market prices and information for the same securities used by other business units of The Bank of New York Mellon Trust Company, N.A., The Bank of New York Mellon or their respective subsidiaries or affiliates based upon market prices and information received from other third party pricing services utilized by such other business units. Corporate Trust does not compare its market values with those used by, or reconcile different market values used by, other business units of The Bank of New York Mellon Trust Company, N.A., The Bank of New York Mellon or their respective subsidiaries or affiliates. Neither The Bank of New York Mellon Trust Company, N.A. nor The Bank of New York Mellon shall be liable for any loss, damage or expense incurred as a result of or arising from or related to the market values or information provided by third party pricing services or the differences in market prices or information provided by other third party pricing services.

5  
4  
3  
2  
1  
0





**BNY MELLON**

The Bank of New York Mellon Trust Company, N.A.

KENT COUNTY WATER AUTHORITY  
ATTN: FINANCE DIRECTOR  
1072 MAIN STREET  
WEST WARWICK RI 02893-3746

### Account Statement

Statement Period 01/01/2015 Through 01/31/2015


Account 853026  
KENT COUNTY WATER AUTHORITY GENERAL  
REFUNDING REVENUE BONDS DEBT SERVICE  
SAVINGS ACCOUNT FOR CIP

CLIENT SERVICE MANAGER: SUSAN CALISE  
135 SANTILLI HIGHWAY AIM: 026-0018  
EVERETT, MA 02149  
617-382-5217  
SUSAN.CALISE@BNYMELLON.COM

Go Paperless. Securely access your account online to view your statements. Ask your BNY Mellon contact how we can help you access your accounts, enter your own transactions or submit an audit confirmation online. Also be sure to ask how Connect(SM), our new web-based, single sign-on platform can help you go paperless.

Visit us at [www.bnymellon.com](http://www.bnymellon.com)

### Account Overview



Percent of all Investments	Asset Classification	Market Value
100%	CASH AND SHORT TERM	1,134,149.29
100%	TOTAL OF ALL INVESTMENTS	1,134,149.29

### Summary of Assets Held

Asset Classification	Market Value	Cost	Accrued Income	Est Annual Income	Market Yield
CASH AND SHORT TERM	1,134,149.29	1,134,149.29	0.00	0.00	0.00%
ACCOUNT TOTALS	1,134,149.29	1,134,149.29	0.00	0.00	0.00%

### Summary of Cash Transactions

Transaction Category	Current Period			Year-to-Date	
	Income	Principal	Realized Gains/Losses	Income	Principal
OPENING BALANCE	0.00	0.00		0.00	0.00
DIVIDENDS	6.93	0.00	0.00	6.93	0.00
OTHER CASH ADDITIONS	2.02	45,362.00	0.00	2.02	45,362.00
PURCHASES	8.95 -	45,362.00 -	0.00	8.95 -	45,362.00 -
CLOSING BALANCE	0.00	0.00	0.00	0.00	0.00

The above cash transactions summary is provided for information purposes only and may not reflect actual taxable income or deductible expenses as reportable under the Internal Revenue Code.

007270 XBNMF001 023109

0  
B  
M  
L  
S  
01/31/2015



**BNY MELLON**

The Bank of New York Mellon Trust Company, N.A.

Statement Period 01/01/2015 Through 01/31/2015

Account 853026

KCWA DEBT SERVICE SAVINGS CIP

### Statement of Assets Held

Shares / Par Value	Asset Description	Market Price Average Cost	Market Value Cost	Accrued Income Est Annual Income	Market Yield
<b>CASH AND SHORT TERM</b>					
8.950	FIDELITY INSTL MMKT GOVT 57 CUSIP: X9USDFIIN	1.00000	8.95	0.00	0.00%
1,134,140.340	FIDELITY INSTL MMKT GOVT 57 CUSIP: X9USDFIIN	1.00000	1,134,140.34	0.00	0.00%
<b>Total CASH AND SHORT TERM</b>			<b>1,134,149.29</b>	<b>0.00</b>	<b>0.00%</b>
<b>ACCOUNT TOTALS</b>			<b>1,134,149.29</b>	<b>0.00</b>	<b>0.00%</b>

Total Market Value Plus Total Accrued Income 1,134,149.29

### Statement of Transactions

Transaction Date	Transaction Description	Income	Principal	Cost	Realized Gains/Losses
01/01/15	OPENING BALANCE	0.00	0.00	1,088,778.34	
01/05/15	Purchase FIDELITY INSTL MMKT GOVT 57 TRADE DATE 01/05/15 SET/DATE 01/05/15 CUSIP X9USDFIIN 8.95 SHARES	8.95	0.00	8.95	0.00
01/05/15	Dividend FIDELITY INSTL MMKT GOVT 57 TRADE DATE 01/05/15 SET/DATE 01/05/15 CUSIP X9USDFIIN 6.93 SHARES	6.93	0.00	0.00	0.00
01/05/15	Cash Credit	2.02	0.00	0.00	0.00
01/05/15	DAILY ENDING BALANCE	0.00	0.00	1,088,787.29	0.00
01/30/15	Purchase FIDELITY INSTL MMKT GOVT 57 TRADE DATE 01/30/15 SET/DATE 01/30/15 CUSIP X9USDFIIN 45,362.00 SHARES	0.00	45,362.00	45,362.00	0.00
01/30/15	Cash Credit MONTHLY DEPOSIT FROM REVENUE A/C 112600 OF FUNDS NECESSARY TO COVER MONTHLY LOAN PAYMENT OBLIGATION ON SERIES 2012 BONDS	0.00	45,362.00	0.00	0.00
01/30/15	DAILY ENDING BALANCE	0.00	0.00	1,134,149.29	0.00
01/31/15	CLOSING BALANCE	0.00	0.00	1,134,149.29	0.00

Cumulative realized capital gain and loss position from 12/31/2014 for securities held in principal of account:

Short Term: 0.00 \* Long Term: 0.00 \*

\* The above gain and loss position does not include transactions where tax cost information is incomplete or unavailable.

Cash and securities set forth on this Account Statement are held by The Bank of New York Mellon, an affiliate of The Bank of New York Mellon Trust Company, N.A. In addition, The Bank of New York Mellon Trust Company, N.A. may utilize subsidiaries and affiliates to provide services and certain products to the Account. Subsidiaries and affiliates may be compensated for their services and products.

The value of securities set forth on this Account Statement are obtained by The Bank of New York Mellon Trust Company, N.A., from its affiliate, The Bank of New York Mellon which determines such values for Corporate Trust on the basis of market prices and information obtained by The Bank of New York Mellon from unaffiliated third parties (including independent pricing vendors) ("third party pricing services"). The Bank of New York Mellon has not verified such market values or information and makes no assurances as to the accuracy or correctness of such market values or information or that the market values set forth on this Account Statement reflect the value of the securities that can be realized upon the sale of such securities. In addition, the market values for the securities set forth in this Account Statement may differ from the market prices and information for the same securities used by other business units of The Bank of New York Mellon Trust Company, N.A., The Bank of New York Mellon or their respective subsidiaries or affiliates based upon market prices and information received from other third party pricing services utilized by such other business units. Corporate Trust does not compare its market values with those used by, or reconcile different market values used by, other business units of The Bank of New York Mellon Trust Company, N.A., The Bank of New York Mellon or their respective subsidiaries or affiliates. Neither The Bank of New York Mellon Trust Company, N.A. nor The Bank of New York Mellon shall be liable for any loss, damage or expense incurred as a result of or arising from or related to the market values or information provided by third party pricing services or the differences in market prices or information provided by other third party pricing services.

Kent County Water Authority The Bank of New York Mellon:												
Account Number	COST Balance	Interest Earned	Transfer in A/C	Transfer to Checking	Transfers	Payment to WQP	Hart 230a Treatment	Hart 240c Quaker Lane	Boyle & Fogarty 252C	COST Balance		
Revenue	1,455,132.22	12.13	1,604,765.21	(900,000.00)	(602,624.99)	(27,896.64)				1,329,987.93		1,329,987.93
Operating Revenue Allowance	1,397,052.00	10.83			24,304.66					1,361,367.49		1,361,367.49
Operation & Maintenance Fund	0.38	0.07								0.45		0.45
Renewal & Replacement Reserve	1,346,783.11	11.10								1,346,794.21		1,346,794.21
Renewal & Replacement Fund	304,614.86	2.42			8,393.33					312,950.61		312,950.61
Infrastructure Fund	7,106,091.79	55.28			450,000.00				(384,413.76)	7,171,733.25		7,171,733.25
Operation & Maintenance Reserve	2,382,101.98	19.57								2,382,121.55		2,382,121.55
DEBT SERVICE SAVINGS (2004 for CIP)	598,610.18	4.32			99,000.00					697,614.50		697,614.50
	1.12	-								1.12		1.12
2012 DEBT SERVICE RESERVE	1,799,081.42	14.77								1,799,096.19		1,799,096.19
2012 DEBT SERVICE FUND	908,314.19	6.25			181,625.00					1,089,945.44		1,089,945.44
2012 PROJECT FUND	1,739,155.75	14.33								1,739,170.08		1,739,170.08
DEBT SERVICE SAVINGS 2012 Refunding (	1,049,408.11	8.23			45,362.00					1,088,778.34		1,088,778.34
<b>Total</b>	<b>20,020,347.05</b>	<b>159.30</b>	<b>1,604,765.21</b>	<b>(900,000.00)</b>	<b>-</b>	<b>(27,896.64)</b>	<b>-</b>	<b>-</b>	<b>(384,413.76)</b>	<b>20,312,961.16</b>		<b>20,312,961.16</b>

3925

CR

1134

1419

1.12

1.12



Kent County Water Authority The Bank of New York Mellon:													
Account Number	COST Balance	Interest Earned	Transfer in A/C	Transfer to Checking	Transfers	Payment to WQP	Boyle & Fogarty 252C 2010B	COST Balance					
Revenue	1,455,132.22	12.13	1,604,765.21	(900,000.00)	(802,624.99)	(27,896.64)		1,329,387.93					1,329,387.93
Operating Revenue Allowance	1,337,052.00	10.83			24,304.66			1,361,367.49					1,361,367.49
Operation & Maintenance Fund	0.38	0.07						0.45					0.45
Renewal & Replacement Reserve	1,346,783.11	11.10						1,346,794.21					1,346,794.21
Renewal & Replacement Fund	304,614.86	2.42			8,333.33			312,950.61					312,950.61
Infrastructure Fund	7,106,091.73	55.28			450,000.00		(384,413.76)	7,171,733.25					7,171,733.25
Operation & Maintenance Reserve	2,382,101.98	19.57						2,382,121.55					2,382,121.55
DEBT SERVICE SAVINGS (2004 for CIP)	599,610.18	4.32			93,000.00			691,614.50					691,614.50
	1.12	1.12											1.12
2012 DEBT SERVICE RESERVE	1,799,081.42	14.77						1,799,096.19					1,799,096.19
2012 DEBT SERVICE FUND	909,314.19	6.25			181,625.00			1,089,945.44					1,089,945.44
2012 PROJECT FUND	1,739,155.75	14.33						1,739,170.08					1,739,170.08
DEBT SERVICE SAVINGS 2012 Refunding (C	1,043,408.11	8.23			45,362.00			1,088,778.34					1,088,778.34
Total	20,020,345.93	160.42	1,604,765.21	(900,000.00)	-	(27,896.64)	(384,413.76)	20,312,961.16					20,312,961.16

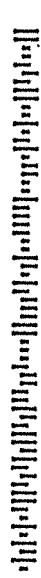
Statement



December 31, 2014

# Envelope Contents

Account Information	Number of Pages	Starting Page Number	Account Information	Number of Pages	Starting Page Number
KCWA GENERAL REVENUE ACCOUNT 112600	2	1 of 18	KCWA DEBT SERVICE SAVINGS 2004 112612	2	15 of 18
KCWA OPERATING REVENUE ALLOWANCE 112601	2	3 of 18	KCWA SER 2004A DEBT SERV RESRV 112613	2	17 of 18
KCWA GEN OP MAINT ACCT 112602	2	5 of 18			
KCWA GEN REN REP RESV ACCT 112603	2	7 of 18			
KCWA GEN RENEWAL AND REPLACEMENT AC 112604	2	9 of 18			
KCWA INFRASTRUCTURE ACCT 112605	2	11 of 18			
KCWA OPER MAIN RESERVE ACCT 112606	2	13 of 18			

  
 00006650 03 AB 1.104.03 TR 00083 XBNEF002 000000  
 KENT COUNTY WATER AUTHORITY  
 FINANCE DIRECTOR  
 1072 MAIN ST  
 WEST WARWICK RI 02893-3724

ETA - 31ST

BNY MELLON

*This Page Intentionally Blank*



**BNY MELLON**

The Bank of New York Mellon Trust Company, N.A.

8-31

FRONT-COUNTY-WATER-AUTHORITY  
ATTN: FINANCE DIRECTOR  
1072 MAIN STREET  
WEST WARWICK RI 02893-3746

### Account Statement

Statement Period 12/01/2014 Through 12/31/2014


Account 112600  
KCWA GENERAL REVENUE ACCOUNT

CLIENT SERVICE MANAGER: SUSAN CALISE  
135 SANTILLI HIGHWAY AIM: 026-0018  
EVERETT, MA 02149  
617-382-5217  
SUSAN.CALISE@BNYMELLON.COM

Go Paperless. Securely access your account online to view your statements. Ask your BNY Mellon contact how we can help you access your accounts, enter your own transactions or submit an audit confirmation online. Also be sure to ask how Connect(SM), our new web-based, single sign-on platform can help you go paperless.

Visit us at [www.bnymellon.com](http://www.bnymellon.com)

### Account Overview



Percent of all Investments	Asset Classification	Market Value
100%	CASH AND SHORT TERM	1,329,387.93
100%	TOTAL OF ALL INVESTMENTS	1,329,387.93

### Summary of Assets Held

Asset Classification	Market Value	Cost	Accrued Income	Est Annual Income	Market Yield
CASH AND SHORT TERM	1,329,387.93	1,329,387.93	0.00	0.00	0.00%
ACCOUNT TOTALS	1,329,387.93	1,329,387.93	0.00	0.00	0.00%

### Summary of Cash Transactions

Transaction Category	Current Period			Year-to-Date	
	Income	Principal	Realized Gains/Losses	Income	Principal
OPENING BALANCE	0.00	0.00		0.00	0.00
SALES & REDEMPTIONS	0.00	830,521.63	0.00	0.00	830,521.63
OTHER CASH ADDITIONS	0.00	1,604,765.21	0.00	0.00	1,604,765.21
OTHER CASH DISBURSEMENTS	0.00	830,521.63 -	0.00	0.00	830,521.63 -
PURCHASES	0.00	1,604,765.21 -	0.00	0.00	1,604,765.21 -
CLOSING BALANCE	0.00	0.00	0.00	0.00	0.00

The above cash transactions summary is provided for information purposes only and may not reflect actual taxable income or deductible expenses as reportable under the Internal Revenue Code.

01/03/2015 11:23:14

01/03/2015 11:23:14



BNY MELLON

The Bank of New York Mellon Trust Company, N.A.

Statement Period 12/01/2014 Through 12/31/2014  
Account 112600  
KCWA GENERAL REVENUE ACCOUNT

### Statement of Assets Held

Shares / Par Value	Asset Description	Market Price Average Cost	Market Value Cost	Accrued Income Est Annual Income	Market Yield
<b>CASH AND SHORT TERM</b>					
1,329,387.930	FIDELITY INSTL MMKT GOVT 57 CUSIP: X9USDFIIN	1.00000 1.00000	1,329,387.93 1,329,387.93	0.00 0.00	0.00% 0.00%
<b>Total CASH AND SHORT TERM</b>			<b>1,329,387.93</b>	<b>0.00</b>	<b>0.00%</b>
<b>ACCOUNT TOTALS</b>			<b>1,329,387.93</b>	<b>0.00</b>	<b>0.00%</b>
Total Market Value Plus Total Accrued Income 1,329,387.93			<b>1,329,387.93</b>	<b>0.00</b>	<b>0.00%</b>

### Statement of Transactions

Transaction Date	Transaction Description	Income	Principal	Cost	Realized Gains/Losses
12/01/14	OPENING BALANCE	0.00	0.00	0.00	
12/08/14	Receive FIDELITY INSTL MMKT GOVT 57 TRADE DATE 12/08/14 SET/DATE 12/08/14 CUSIP X9USDFIIN 555,144.35 SHARES	0.00	0.00	555,144.35	0.00
12/08/14	DAILY ENDING BALANCE	0.00	0.00	555,144.35	0.00
12/15/14	Purchase FIDELITY INSTL MMKT GOVT 57 TRADE DATE 12/15/14 SET/DATE 12/15/14 CUSIP X9USDFIIN 974,891.21 SHARES	0.00	974,891.21 -	974,891.21	0.00
12/15/14	Cash Credit ORD CUST:/009364950577 KENT COUNTY WATER AUTHORITY PO BOX 19 ORD INST:BANK OF AMERICA/RIX DETAIL:FFC ACCT 112600BNY CUST RRN - F1S1412159125000/REC/DG DETAIL:L 111565 BANK OF NEW YORK ME/AC/LLON FTS:F1S1412159125000	0.00	974,891.21	0.00	
12/15/14	DAILY ENDING BALANCE	0.00	0.00	1,530,035.56	0.00
12/16/14	Sale FIDELITY INSTL MMKT GOVT 57 TRADE DATE 12/16/14 SET/DATE 12/16/14 CUSIP X9USDFIIN 27,896.64 SHARES	0.00	27,896.64	27,896.64 -	0.00
12/16/14	Cash Debit BANK OF NEW YORK MELLON 021000018 KCWA GEN OP MAINT ACCT CCT IMMS/1126028400 TRANSFER TO 112602 OP + MAINT ACCT PAYMENT OF OP + MAINT REQ DATED 12/15/14 KCWA GENERAL FUND.	0.00	27,896.64 -	0.00	0.00
12/16/14	DAILY ENDING BALANCE	0.00	0.00	1,502,138.92	0.00
12/18/14	Purchase FIDELITY INSTL MMKT GOVT 57 TRADE DATE 12/18/14 SET/DATE 12/18/14 CUSIP X9USDFIIN 132,559.37 SHARES	0.00	132,559.37 -	132,559.37	0.00
12/18/14	Cash Credit ORD CUST:/009364950577 KENT COUNTY WATER AUTHORITY PO BOX 19 ORD INST:BANK OF AMERICA/RIX DETAIL:FFC TO ACCT:112600BNY CUST RRN - F1S1412188289900/REC DETAIL:/DGL 111565 THE BANK OF NEW YOR/ACC/K MELLON	0.00	132,559.37	0.00	0.00



BNY MELLON

The Bank of New York Mellon Trust Company, N.A.

Statement Period 12/01/2014 Through 12/31/2014  
Account 112600  
KCWA GENERAL REVENUE ACCOUNT

8-31ST

Statement of Transactions - Continued

007632 XBNHF202 012315

Transaction Date	Transaction Description	Income	Principal	Cost	Realized Gains/Losses
12/18/14	FTS:F1S1412188289900 DAILY ENDING BALANCE	0.00	0.00	1,634,698.29	0.00
12/30/14	Purchase FIDELITY INSTL MMKT GOVT 57 TRADE DATE 12/30/14 SET/DATE 12/30/14 CUSIP X9USDFIIN 497,314.63 SHARES	0.00	497,314.63 -	497,314.63	0.00
12/30/14	Cash Credit ORD CUST:009364950577 KENT COUNTY WATER AUTHORITY PO BOX 19 ORD INST: BANK OF AMERICA/RIX DETAIL: FFC TO TRUST ACCT. 112600BNY CUST RRN - F1S1412301526 DETAIL: 300/REC/DGL 111565 BANK OF NEW YORK ME/ACC/LON FTS:F1S1412301526300	0.00	497,314.63	0.00	0.00
12/30/14	DAILY ENDING BALANCE	0.00	0.00	2,132,012.92	0.00
12/31/14	Sale FIDELITY INSTL MMKT GOVT 57 TRADE DATE 12/31/14 SET/DATE 12/31/14 CUSIP X9USDFIIN 802,624.99 SHARES	0.00	802,624.99	802,624.99 -	0.00
12/31/14	Cash Debit MONTHLY TRF FROM REV A/C 112600 TO KCWA GENERAL FUND OF FUNDS REQ FOR OPERATING REVENUE ALLOWANCE RESTRICTED	0.00	24,304.66 -	0.00	0.00
12/31/14	Cash Debit MONTHLY TRF FROM REV A/C 112600 TO KCWA 2012 DS FUND OF FUNDS REQ FOR MONTHLY PMT ON SERIES 2012 BONDS.	0.00	181,625.00 -	0.00	0.00
12/31/14	Cash Debit MONTHLY TRF FROM REV A/C 112600 TO KCWA 2012 DS SAVE OF FUNDS REQ FOR MONTHLY PMT ON SERIES 2012 BONDS.	0.00	45,362.00 -	0.00	0.00
12/31/14	Cash Debit MONTHLY TRF FROM REV A/C 112600 TO KCWA INFRASTRUCTURE ACCT 112605 OF FDS FOR APPROVED BUDGET EXP RE. INFRASTRUCTURE..	0.00	450,000.00 -	0.00	0.00
12/31/14	Cash Debit MONTHLY TRF FROM REV A/C 112600 TO KCWA R&R ACCT 112604 OF FDS REQ. TO COVER APPROVED BUDGET EXP WITH RESPECT TO R&R.	0.00	8,333.33 -	0.00	0.00
12/31/14	Cash Debit MONTHLY TRF FROM REV A/C 112600 TO KCWA 2004 DS FUND OF FUNDS REQ FOR MONTHLY PMT ON SERIES 2004 BONDS.	0.00	93,000.00 -	0.00	0.00
12/31/14	DAILY ENDING BALANCE	0.00	0.00	1,329,387.93	0.00
12/31/14	CLOSING BALANCE	0.00	0.00	1,329,387.93	0.00

Cumulative realized capital gain and loss position from 12/31/2013 for securities held in principal of account:

Short Term: 0.00 \* Long Term: 0.00 \*

\* The above gain and loss position does not include transactions where tax cost information is incomplete or unavailable.

0000 M 1 P 3 S 39/76



**BNY MELLON**

The Bank of New York Mellon Trust Company, N.A.

Statement Period 12/01/2014 Through 12/31/2014

Account 112600

KCWA GENERAL REVENUE ACCOUNT

Cash and securities set forth on this Account Statement are held by The Bank of New York Mellon, an affiliate of The Bank of New York Mellon Trust Company, N.A. In addition, The Bank of New York Mellon Trust Company, N.A. may utilize subsidiaries and affiliates to provide services and certain products to the Account. Subsidiaries and affiliates may be compensated for their services and products.

The value of securities set forth on this Account Statement are obtained by The Bank of New York Mellon Trust Company, N.A., from its affiliate, The Bank of New York Mellon which determines such values for Corporate Trust on the basis of market prices and information obtained by The Bank of New York Mellon from unaffiliated third parties (including independent pricing vendors) ("third party pricing services"). The Bank of New York Mellon has not verified such market values or information and makes no assurances as to the accuracy or correctness of such market values or information or that the market values set forth on this Account Statement reflect the value of the securities that can be realized upon the sale of such securities. In addition, the market values for the securities set forth in this Account Statement may differ from the market prices and information for the same securities used by other business units of The Bank of New York Mellon Trust Company, N.A., The Bank of New York Mellon or their respective subsidiaries or affiliates based upon market prices and information received from other third party pricing services utilized by such other business units. Corporate Trust does not compare its market values with those used by, or reconcile different market values used by, other business units of The Bank of New York Mellon Trust Company, N.A., The Bank of New York Mellon or their respective subsidiaries or affiliates. Neither The Bank of New York Mellon Trust Company, N.A. nor The Bank of New York Mellon shall be liable for any loss, damage or expense incurred as a result of or arising from or related to the market values or information provided by third party pricing services or the differences in market prices or information provided by other third party pricing services.



**BNY MELLON**

The Bank of New York Mellon Trust Company, N.A.

8-31ST

WENT COUNTY WATER AUTHORITY  
ATTN: FINANCE DIRECTOR  
1072 MAIN STREET  
WEST WARWICK RI 02893-3746

### Account Statement

Statement Period 12/01/2014 Through 12/31/2014


Account 112601  
KCWA OPERATING REVENUE ALLOWANCE

CLIENT SERVICE MANAGER: SUSAN CALISE  
135 SANTILLI HIGHWAY AIM: 026-0018  
EVERETT, MA 02149  
617-382-5217  
SUSAN.CALISE@BNYMELLON.COM

Go Paperless. Securely access your account online to view your statements. Ask your BNY Mellon contact how we can help you access your accounts, enter your own transactions or submit an audit confirmation online. Also be sure to ask how Connect(SM), our new web-based, single sign-on platform can help you go paperless.

Visit us at [www.bnymellon.com](http://www.bnymellon.com)

### Account Overview



Percent of all Investments	Asset Classification	Market Value
100% ☉	CASH AND SHORT TERM	1,361,367.49
100%	TOTAL OF ALL INVESTMENTS	1,361,367.49

### Summary of Assets Held

Asset Classification	Market Value	Cost	Accrued Income	Est Annual Income	Market Yield
CASH AND SHORT TERM	1,361,367.49	1,361,367.49	0.00	0.00	0.00%
ACCOUNT TOTALS	1,361,367.49	1,361,367.49	0.00	0.00	0.00%

### Summary of Cash Transactions

Transaction Category	Current Period			Year-to-Date	
	Income	Principal	Realized Gains/Losses	Income	Principal
OPENING BALANCE	0.00	0.00		0.00	0.00
OTHER CASH ADDITIONS	0.00	24,304.66	0.00	0.00	24,304.66
PURCHASES	0.00	24,304.66 -	0.00	0.00	24,304.66 -
CLOSING BALANCE	0.00	0.00	0.00	0.00	0.00

The above cash transactions summary is provided for information purposes only and may not reflect actual taxable income or deductible expenses as reportable under the Internal Revenue Code.

007692 XBNEP02 012316

3  
000003  
M  
1-24  
5  
7/7/05 5 59/11





**BNY MELLON**

The Bank of New York Mellon Trust Company, N.A.

Statement Period 12/01/2014 Through 12/31/2014  
Account 112601  
KCWA OPERATING REVENUE ALLOWANCE

### Statement of Assets Held

Shares / Par Value	Asset Description	Market Price Average Cost	Market Value Cost	Accrued Income Est Annual Income	Market Yield
<b>CASH AND SHORT TERM</b>					
1,361,367.490	FIDELITY INSTL MMKT GOVT 57 CUSIP: X9USDFIIN	1.00000	1,361,367.49	0.00	0.00%
		1.00000	1,361,367.49	0.00	
<b>Total CASH AND SHORT TERM</b>			<b>1,361,367.49</b>	<b>0.00</b>	<b>0.00%</b>
			<b>1,361,367.49</b>	<b>0.00</b>	

### ACCOUNT TOTALS

Total Market Value Plus Total Accrued Income 1,361,367.49

<b>1,361,367.49</b>	<b>0.00</b>	<b>0.00%</b>
<b>1,361,367.49</b>	<b>0.00</b>	

### Statement of Transactions

Transaction Date	Transaction Description	Income	Principal	Cost	Realized Gains/Losses
12/01/14	OPENING BALANCE	0.00	0.00	0.00	
12/08/14	Receive FIDELITY INSTL MMKT GOVT 57 TRADE DATE 12/08/14 SET/DATE 12/08/14 CUSIP X9USDFIIN 1,337,062.83 SHARES	0.00	0.00	1,337,062.83	0.00
12/08/14	DAILY ENDING BALANCE	0.00	0.00	1,337,062.83	0.00
12/31/14	Purchase FIDELITY INSTL MMKT GOVT 57 TRADE DATE 12/31/14 SET/DATE 12/31/14 CUSIP X9USDFIIN 24,304.66 SHARES	0.00	24,304.66	24,304.66	0.00
12/31/14	Cash Credit MONTHLY DEPOSIT FROM REVENUE A/C 112600 OF FUNDS NECESSARY FOR OPERATING REVENUE ALLOWANCE RESTRICTED	0.00	24,304.66	0.00	
12/31/14	DAILY ENDING BALANCE	0.00	0.00	1,361,367.49	0.00
12/31/14	CLOSING BALANCE	0.00	0.00	1,361,367.49	0.00

Cumulative realized capital gain and loss position from 12/31/2013 for securities held in principal of account:

Short Term:	0.00 *	Long Term:	0.00 *
-------------	--------	------------	--------

\* The above gain and loss position does not include transactions where tax cost information is incomplete or unavailable.

Cash and securities set forth on this Account Statement are held by The Bank of New York Mellon, an affiliate of The Bank of New York Mellon Trust Company, N.A. In addition, The Bank of New York Mellon Trust Company, N.A. may utilize subsidiaries and affiliates to provide services and certain products to the Account. Subsidiaries and affiliates may be compensated for their services and products.

The value of securities set forth on this Account Statement are obtained by The Bank of New York Mellon Trust Company, N.A., from its affiliate, The Bank of New York Mellon which determines such values for Corporate Trust on the basis of market prices and information obtained by The Bank of New York Mellon from unaffiliated third parties (including independent pricing vendors) ("third party pricing services"). The Bank of New York Mellon has not verified such market values or information and makes no assurances as to the accuracy or correctness of such market values or information or that the market values set forth on this Account Statement reflect the value of the securities that can be realized upon the sale of such securities. In addition, the market values for the securities set forth in this Account Statement may differ from the market prices and information for the same securities used by other business units of The Bank of New York Mellon Trust Company, N.A., The Bank of New York Mellon or their respective subsidiaries or affiliates based upon market prices and information received from other third party pricing services utilized by such other business units. Corporate Trust does not compare its market values with those used by, or reconcile different market values used by, other business units of The Bank of New York Mellon Trust Company, N.A., The Bank of New York Mellon or their respective subsidiaries or affiliates. Neither The Bank of New York Mellon Trust Company, N.A. nor The Bank of New York Mellon shall be liable for any loss, damage or expense incurred as a result of or arising from or related to the market values or information provided by third party pricing services or the differences in market prices or information provided by other third party pricing services.



**BNY MELLON**

The Bank of New York Mellon Trust Company, N.A.

WENT COUNTY WATER AUTHORITY  
ATTN: FINANCE DIRECTOR  
1072 MAIN STREET  
WEST WARWICK RI 02893-3746

### Account Statement

Statement Period 12/01/2014 Through 12/31/2014


Account 112602  
KCWA GEN OP & MAINT ACCT

CLIENT SERVICE MANAGER: SUSAN CALISE  
135 SANTILLI HIGHWAY AIM: 026-0018  
EVERETT, MA 02149  
617-382-5217  
SUSAN.CALISE@BNYMELLON.COM

Go Paperless. Securely access your account online to view your statements. Ask your BNY Mellon contact how we can help you access your accounts, enter your own transactions or submit an audit confirmation online. Also be sure to ask how Connect(SM), our new web-based, single sign-on platform can help you go paperless.

Visit us at [www.bnymellon.com](http://www.bnymellon.com)

### Account Overview



Percent of all Investments	Asset Classification	Market Value
100%	CASH AND SHORT TERM	0.45
100%	TOTAL OF ALL INVESTMENTS	0.45

### Summary of Assets Held

Asset Classification	Market Value	Cost	Accrued Income	Est Annual Income	Market Yield
CASH AND SHORT TERM	0.45	0.45	0.00	0.00	0.00%
ACCOUNT TOTALS	0.45	0.45	0.00	0.00	0.00%

### Summary of Cash Transactions

Transaction Category	Current Period			Year-to-Date	
	Income	Principal	Realized Gains/Losses	Income	Principal
OPENING BALANCE	0.00	0.00		0.00	0.00
SALES & REDEMPTIONS	0.00	27,896.64	0.00	0.00	27,896.64
OTHER CASH ADDITIONS	0.00	27,896.64	0.00	0.00	27,896.64
OTHER CASH DISBURSEMENTS	0.00	27,896.64 -	0.00	0.00	27,896.64 -
PURCHASES	0.00	27,896.64 -	0.00	0.00	27,896.64 -
CLOSING BALANCE	0.00	0.00	0.00	0.00	0.00

The above cash transactions summary is provided for information purposes only and may not reflect actual taxable income or deductible expenses as reportable under the Internal Revenue Code.



**BNY MELLON**

The Bank of New York Mellon Trust Company, N.A.

Statement Period 12/01/2014 Through 12/31/2014  
Account 112602  
KCWA GEN OP & MAINT ACCT

### Statement of Assets Held

Shares / Par Value	Asset Description	Market Price Average Cost	Market Value Cost	Accrued Income Est Annual Income	Market Yield
<b>CASH AND SHORT TERM</b>					
0.450	FIDELITY INSTL MMKT GOVT 57 CUSIP: X9USDFIIN	1.00000	0.45	0.00	0.00%
<b>Total CASH AND SHORT TERM</b>			<b>0.45</b>	<b>0.00</b>	<b>0.00%</b>

### ACCOUNT TOTALS

Total Market Value Plus Total Accrued Income 0.45

0.45	0.00	0.00%
0.45	0.00	0.00%

### Statement of Transactions

Transaction Date	Transaction Description	Income	Principal	Cost	Realized Gains/Losses
12/01/14	OPENING BALANCE	0.00	0.00	0.00	
12/08/14	Receive FIDELITY INSTL MMKT GOVT 57 TRADE DATE 12/08/14 SET/DATE 12/08/14 CUSIP X9USDFIIN 0.45 SHARES	0.00	0.00	0.45	0.00
12/08/14	DAILY ENDING BALANCE	0.00	0.00	0.45	0.00
12/16/14	Purchase FIDELITY INSTL MMKT GOVT 57 TRADE DATE 12/16/14 SET/DATE 12/16/14 CUSIP X9USDFIIN 27,896.64 SHARES	0.00	27,896.64 -	27,896.64	0.00
12/16/14	Cash Credit DR PTY:CORPORATE DEPT OPERATIONS DETAIL:TRANSFER TO 112602 OP + MAINT DETAIL:ACCT PAYMENT OF OP +	0.00	27,896.64	0.00	
12/16/14	DAILY ENDING BALANCE	0.00	0.00	27,897.09	0.00
12/17/14	Sale FIDELITY INSTL MMKT GOVT 57 TRADE DATE 12/17/14 SET/DATE 12/17/14 CUSIP X9USDFIIN 27,896.64 SHARES	0.00	27,896.64	27,896.64 -	0.00
12/17/14	Cash Debit CHEQUE NUMBER:0010029682 GENERAL TREASURER STATE OF RHODE PMNT ON BEHALF OF KCWA PER REQ DTD 12.15.14 WATER PROTECTION FOR 0.010664 100 GAL WATER QUALITY CSD:12/17/14	0.00	24,108.77 -	0.00	0.00
12/17/14	Cash Debit CHEQUE NUMBER:0010029681 WATER QUALITY PROTECTION FUND PMNT ON BEHALF OF KCWA PER REQ DTD 12.15.14 REF WATER PROTECTION, FOR 0.01054/100 GAL WATER QUALITY CSD:12/17/14	0.00	3,787.87 -	0.00	0.00
12/17/14	DAILY ENDING BALANCE	0.00	0.00	0.45	0.00
12/31/14	CLOSING BALANCE	0.00	0.00	0.45	0.00

Cumulative realized capital gain and loss position from 12/31/2013 for securities held in principal of account:

Short Term:	0.00 *	Long Term:	0.00 *
-------------	--------	------------	--------

\* The above gain and loss position does not include transactions where tax cost information is incomplete or unavailable.



**BNY MELLON**

The Bank of New York Mellon Trust Company, N.A.

Statement Period 12/01/2014 Through 12/31/2014

Account 112602

KCWA GEN OP & MAINT ACCT

007632 XBNEFE02 012318

Cash and securities set forth on this Account Statement are held by The Bank of New York Mellon, an affiliate of The Bank of New York Mellon Trust Company, N.A. In addition, The Bank of New York Mellon Trust Company, N.A. may utilize subsidiaries and affiliates to provide services and certain products to the Account. Subsidiaries and affiliates may be compensated for their services and products.

The value of securities set forth on this Account Statement are obtained by The Bank of New York Mellon Trust Company, N.A., from its affiliate, The Bank of New York Mellon which determines such values for Corporate Trust on the basis of market prices and information obtained by The Bank of New York Mellon from unaffiliated third parties (including independent pricing vendors) ("third party pricing services"). The Bank of New York Mellon has not verified such market values or information and makes no assurances as to the accuracy or correctness of such market values or information or that the market values set forth on this Account Statement reflect the value of the securities that can be realized in the sale of such securities. In addition, the market values for the securities set forth in this Account Statement may differ from the market prices and information for the same securities used by other business units of The Bank of New York Mellon Trust Company, N.A., The Bank of New York Mellon or their respective subsidiaries or affiliates based upon market prices and information received from other third party pricing services utilized by such other business units. Corporate Trust does not compare its market values with those used by, or reconcile different market values used by, other business units of The Bank of New York Mellon Trust Company, N.A. The Bank of New York Mellon or their respective subsidiaries or affiliates. Neither The Bank of New York Mellon Trust Company, N.A. nor The Bank of New York Mellon shall be liable for any loss, damage or expense incurred as a result of or arising from or related to the market values or information provided by third party pricing services or the differences in market prices or information provided by other third party pricing services.

9 0000 1103 5 39779

---

***This Page Intentionally Blank***

---

---

---

---



**BNY MELLON**

The Bank of New York Mellon Trust Company, N.A.

**WENT COUNTY WATER AUTHORITY**  
ATTN: FINANCE DIRECTOR  
1072 MAIN STREET  
WEST WARWICK RI 02893-3746

### Account Statement

Statement Period 12/01/2014 Through 12/31/2014


Account 112603  
KCWA GEN REN & REP RESV ACCT

CLIENT SERVICE MANAGER: SUSAN CALISE  
135 SANTILLI HIGHWAY AIM: 026-0018  
EVERETT, MA 02149  
617-382-5217  
SUSAN.CALISE@BNYMELLON.COM

Go Paperless. Securely access your account online to view your statements. Ask your BNY Mellon contact how we can help you access your accounts, enter your own transactions or submit an audit confirmation online. Also be sure to ask how Connect(SM), our new web-based, single sign-on platform can help you go paperless.

Visit us at [www.bnymellon.com](http://www.bnymellon.com)

### Account Overview



Percent of all Investments	Asset Classification	Market Value
100%	CASH AND SHORT TERM	1,346,794.21
100%	TOTAL OF ALL INVESTMENTS	1,346,794.21

### Summary of Assets Held

Asset Classification	Market Value	Cost	Accrued Income	Est Annual Income	Market Yield
CASH AND SHORT TERM	1,346,794.21	1,346,794.21	0.00	0.00	0.00%
ACCOUNT TOTALS	1,346,794.21	1,346,794.21	0.00	0.00	0.00%

### Summary of Cash Transactions

Transaction Category	Current Period			Year-to-Date	
	Income	Principal	Realized Gains/Losses	Income	Principal
OPENING BALANCE	0.00	0.00		0.00	0.00
PURCHASES	0.00	0.00	0.00	0.00	0.00
CLOSING BALANCE	0.00	0.00	0.00	0.00	0.00

The above cash transactions summary is provided for information purposes only and may not reflect actual taxable income or deductible expenses as reportable under the Internal Revenue Code.

007652 XBNIEF202 012319

9 0000 M 1 P03 S 39 780



**BNY MELLON**

The Bank of New York Mellon Trust Company, N.A.

Statement Period 12/01/2014 Through 12/31/2014  
Account 112603  
KCWA GEN REN & REP RESV ACCT

### Statement of Assets Held

Shares / Par Value	Asset Description	Market Price Average Cost	Market Value Cost	Accrued Income Est Annual Income	Market Yield
<b>CASH AND SHORT TERM</b>					
1,346,794.210	FIDELITY INSTL MMKT GOVT 57 CUSIP: X9USDFIIN	1.00000	1,346,794.21	0.00	0.00%
		1.00000	1,346,794.21	0.00	0.00%
<b>Total CASH AND SHORT TERM</b>			<b>1,346,794.21</b>	<b>0.00</b>	<b>0.00%</b>
<b>ACCOUNT TOTALS</b>			<b>1,346,794.21</b>	<b>0.00</b>	<b>0.00%</b>
Total Market Value Plus Total Accrued Income 1,346,794.21			<b>1,346,794.21</b>	<b>0.00</b>	

### Statement of Transactions

Transaction Date	Transaction Description	Income	Principal	Cost	Realized Gains/Losses
12/01/14	OPENING BALANCE	0.00	0.00	0.00	
12/08/14	Receive FIDELITY INSTL MMKT GOVT 57 TRADE DATE 12/08/14 SET/DATE 12/08/14 CUSIP X9USDFIIN 1,346,794.21 SHARES	0.00	0.00	1,346,794.21	0.00
12/08/14	DAILY ENDING BALANCE	0.00	0.00	1,346,794.21	0.00
12/31/14	CLOSING BALANCE	0.00	0.00	1,346,794.21	0.00

Cumulative realized capital gain and loss position from 12/31/2013 for securities held in principal of account:

Short Term: 0.00 \* Long Term: 0.00 \*

\* The above gain and loss position does not include transactions where tax cost information is incomplete or unavailable.

Cash and securities set forth on this Account Statement are held by The Bank of New York Mellon, an affiliate of The Bank of New York Mellon Trust Company, N.A. In addition, The Bank of New York Mellon Trust Company, N.A. may utilize subsidiaries and affiliates to provide services and certain products to the Account. Subsidiaries and affiliates may be compensated for their services and products.

The value of securities set forth on this Account Statement are obtained by The Bank of New York Mellon Trust Company, N.A., from its affiliate, The Bank of New York Mellon which determines such values for Corporate Trust on the basis of market prices and information obtained by The Bank of New York Mellon from unaffiliated third parties (including independent pricing vendors) ("third party pricing services"). The Bank of New York Mellon has not verified such market values or information and makes no assurances as to the accuracy or correctness of such market values or information or that the market values set forth on this Account Statement reflect the value of the securities that can be realized upon the sale of such securities. In addition, the market values for the securities set forth in this Account Statement may differ from the market prices and information for the same securities used by other business units of The Bank of New York Mellon Trust Company, N.A., The Bank of New York Mellon or their respective subsidiaries or affiliates based upon market prices and information received from other third party pricing services utilized by such other business units. Corporate Trust does not compare its market values with those used by, or reconcile different market values used by, other business units of The Bank of New York Mellon Trust Company, N.A., The Bank of New York Mellon or their respective subsidiaries or affiliates. Neither The Bank of New York Mellon Trust Company, N.A. nor The Bank of New York Mellon shall be liable for any loss, damage or expense incurred as a result of or arising from or related to the market values or information provided by third party pricing services or the differences in market prices or information provided by other third party pricing services.



# BNY MELLON

The Bank of New York Mellon Trust Company, N.A.

WENT COUNTY WATER AUTHORITY  
ATTN: FINANCE DIRECTOR  
1072 MAIN STREET  
WEST WARWICK RI 02893-3746

## Account Statement

Statement Period 12/01/2014 Through 12/31/2014


Account 112604  
KCWA GEN RENEWAL AND REPLACEMENT AC

CLIENT SERVICE MANAGER: SUSAN CALISE  
135 SANTILLI HIGHWAY AIM: 026-0018  
EVERETT, MA 02149  
617-382-5217  
SUSAN.CALISE@BNYMELLON.COM

Go Paperless. Securely access your account online to view your statements. Ask your BNY Mellon contact how we can help you access your accounts, enter your own transactions or submit an audit confirmation online. Also be sure to ask how Connect(SM), our new web-based, single sign-on platform can help you go paperless.

Visit us at [www.bnymellon.com](http://www.bnymellon.com)

## Account Overview



Percent of all Investments	Asset Classification	Market Value
100%	CASH AND SHORT TERM	312,950.61
100%	TOTAL OF ALL INVESTMENTS	312,950.61

## Summary of Assets Held

Asset Classification	Market Value	Cost	Accrued Income	Est Annual Income	Market Yield
CASH AND SHORT TERM	312,950.61	312,950.61	0.00	0.00	0.00%
ACCOUNT TOTALS	312,950.61	312,950.61	0.00	0.00	0.00%

## Summary of Cash Transactions

Transaction Category	Current Period			Year-to-Date	
	Income	Principal	Realized Gains/Losses	Income	Principal
OPENING BALANCE	0.00	0.00		0.00	0.00
OTHER CASH ADDITIONS	0.00	8,333.33	0.00	0.00	8,333.33
PURCHASES	0.00	8,333.33 -	0.00	0.00	8,333.33 -
CLOSING BALANCE	0.00	0.00	0.00	0.00	0.00

The above cash transactions summary is provided for information purposes only and may not reflect actual taxable income or deductible expenses as reportable under the Internal Revenue Code.

007692 XBNEF202 012320

0  
1  
2  
3  
4  
5  
6  
7  
8  
9  
10  
11  
12  
13  
14  
15  
16  
17  
18  
19  
20  
21  
22  
23  
24  
25  
26  
27  
28  
29  
30  
31  
32  
33  
34  
35  
36  
37  
38  
39  
40  
41  
42  
43  
44  
45  
46  
47  
48  
49  
50  
51  
52  
53  
54  
55  
56  
57  
58  
59  
60  
61  
62  
63  
64  
65  
66  
67  
68  
69  
70  
71  
72  
73  
74  
75  
76  
77  
78  
79  
80  
81  
82  
83  
84  
85  
86  
87  
88  
89  
90  
91  
92  
93  
94  
95  
96  
97  
98  
99  
100





**BNY MELLON**

The Bank of New York Mellon Trust Company, N.A.

Statement Period 12/01/2014 Through 12/31/2014  
Account 112604  
KCWA GEN RENEWAL AND REPLACEMENT AC

**Statement of Assets Held**

Shares / Par Value	Asset Description	Market Price Average Cost	Market Value Cost	Accrued Income Est Annual Income	Market Yield
<b>CASH AND SHORT TERM</b>					
312,950.610	FIDELITY INSTL MMKT GOVT 57	1.00000	312,950.61	0.00	0.00%
	CUSIP: X9USDFIIN	1.00000	312,950.61	0.00	
<b>Total CASH AND SHORT TERM</b>			<b>312,950.61</b>	<b>0.00</b>	<b>0.00%</b>

**ACCOUNT TOTALS**

Total Market Value Plus Total Accrued Income 312,950.61

**312,950.61**  
**312,950.61**  
**0.00**  
**0.00**

**Statement of Transactions**

Transaction Date	Transaction Description	Income	Principal	Cost	Realized Gains/Losses
12/01/14	OPENING BALANCE	0.00	0.00	0.00	
12/08/14	Receive FIDELITY INSTL MMKT GOVT 57 TRADE DATE 12/08/14 SET/DATE 12/08/14 CUSIP X9USDFIIN 304,617.28 SHARES	0.00	0.00	304,617.28	0.00
12/08/14	DAILY ENDING BALANCE	0.00	0.00	304,617.28	0.00
12/31/14	Purchase FIDELITY INSTL MMKT GOVT 57 TRADE DATE 12/31/14 SET/DATE 12/31/14 CUSIP X9USDFIIN 8,333.33 SHARES	0.00	8,333.33	8,333.33	0.00
12/31/14	Cash Credit MONTHLY DEPOSIT FROM REV A/C 112600 OF FUNDS NECESSARY TO COVER APPROVED BUDGET EXPENSES WITH RESPECT TO R&R.	0.00	8,333.33	0.00	
12/31/14	DAILY ENDING BALANCE	0.00	0.00	312,950.61	0.00
12/31/14	CLOSING BALANCE	0.00	0.00	312,950.61	0.00

Cumulative realized capital gain and loss position from 12/31/2013 for securities held in principal of account:

Short Term: 0.00 \* Long Term: 0.00 \*

\* The above gain and loss position does not include transactions where tax cost information is incomplete or unavailable.

Cash and securities set forth on this Account Statement are held by The Bank of New York Mellon, an affiliate of The Bank of New York Mellon Trust Company, N.A. In addition, The Bank of New York Mellon Trust Company, N.A. may utilize subsidiaries and affiliates to provide services and certain products to the Account. Subsidiaries and affiliates may be compensated for their services and products.

The value of securities set forth on this Account Statement are obtained by The Bank of New York Mellon Trust Company, N.A., from its affiliate, The Bank of New York Mellon which determines such values for Corporate Trust on the basis of market prices and information obtained by The Bank of New York Mellon from unaffiliated third parties (including independent pricing vendors) ("third party pricing services"). The Bank of New York Mellon has not verified such market values or information and makes no assurances as to the accuracy or correctness of such market values or information or that the market values set forth on this Account Statement reflect the value of the securities that can be realized upon the sale of such securities. In addition, the market values for the securities set forth in this Account Statement may differ from the market prices and information for the securities used by other business units of The Bank of New York Mellon Trust Company, N.A., The Bank of New York Mellon or their respective subsidiaries or affiliates based upon market prices and information received from other third party pricing services utilized by such other business units. Corporate Trust does not compare its market values with those used by, or reconcile different market values used by, other business units of The Bank of New York Mellon Trust Company, N.A., The Bank of New York Mellon or their respective subsidiaries or affiliates. Neither The Bank of New York Mellon Trust Company, N.A. nor The Bank of New York Mellon shall be liable for any loss, damage or expense incurred as a result of or arising from or related to the market values or information provided by third party pricing services or the differences in market prices or information provided by other third party pricing services.

**BNY MELLON**

The Bank of New York Mellon Trust Company, N.A.

Statement Period 12/01/2014 Through 12/31/2014  
Account 112605  
KCWA INFRASTRUCTURE ACCT**Statement of Assets Held**

Shares / Par Value	Asset Description	Market Price Average Cost	Market Value Cost	Accrued Income Est Annual Income	Market Yield
<b>CASH AND SHORT TERM</b>					
7,171,733.250	FIDELITY INSTL MMKT GOVT 57 CUSIP: X9USDFIIN	1.00000 1.00000	7,171,733.25 7,171,733.25	0.00 0.00	0.00% 0.00%
<b>Total CASH AND SHORT TERM</b>			<b>7,171,733.25</b>	<b>0.00</b>	<b>0.00%</b>
<b>ACCOUNT TOTALS</b>			<b>7,171,733.25</b>	<b>0.00</b>	<b>0.00%</b>
Total Market Value Plus Total Accrued Income 7,171,733.25					

**Statement of Transactions**

Transaction Date	Transaction Description	Income	Principal	Cost	Realized Gains/Losses
12/01/14	OPENING BALANCE	0.00	0.00	0.00	
12/08/14	Receive FIDELITY INSTL MMKT GOVT 57 TRADE DATE 12/08/14 SET/DATE 12/08/14 CUSIP X9USDFIIN 6,932,890.69 SHARES	0.00	0.00	6,932,890.69	0.00
12/08/14	DAILY ENDING BALANCE	0.00	0.00	6,932,890.69	0.00
12/23/14	Sale FIDELITY INSTL MMKT GOVT 57 TRADE DATE 12/23/14 SET/DATE 12/23/14 CUSIP X9USDFIIN 211,157.44 SHARES	0.00	211,157.44	211,157.44 -	0.00
12/23/14	Cash Debit CHEQUE NUMBER:0010030251 BOYLE AND FOGARTY PAYMENT ON BEHALF OF KCWA REQ DTD 12.15.14 IFR 2010B 252C APPLICATION 17 CSD:12/23/14	0.00	211,157.44 -	0.00	0.00
12/23/14	DAILY ENDING BALANCE	0.00	0.00	6,721,733.25	0.00
12/31/14	Purchase FIDELITY INSTL MMKT GOVT 57 TRADE DATE 12/31/14 SET/DATE 12/31/14 CUSIP X9USDFIIN 450,000.00 SHARES	0.00	450,000.00 -	450,000.00	0.00
12/31/14	Cash Credit MONTHLY DEPOSIT FROM REVENUE A/C 112600 FUNDS NECESSARY TO COVER APPROVED BUDGET EXPENSES WITH RESPECT TO INFRAST.	0.00	450,000.00	0.00	0.00
12/31/14	DAILY ENDING BALANCE	0.00	0.00	7,171,733.25	0.00
12/31/14	CLOSING BALANCE	0.00	0.00	7,171,733.25	0.00

Cumulative realized capital gain and loss position from 12/31/2013 for securities held in principal of account:

Short Term: 0.00 \* Long Term: 0.00 \*

\* The above gain and loss position does not include transactions where tax cost information is incomplete or unavailable.



**BNY MELLON**

The Bank of New York Mellon Trust Company, N.A.

**KENT COUNTY WATER AUTHORITY**  
ATTN: FINANCE DIRECTOR  
1072 MAIN STREET  
WEST WARWICK RI 02893-3746

### Account Statement

Statement Period 12/01/2014 Through 12/31/2014


Account 112605  
KCWA INFRASTRUCTURE ACCT

CLIENT SERVICE MANAGER: SUSAN CALISE  
135 SANTILLI HIGHWAY AIM: 026-0018  
EVERETT, MA 02149  
617-382-5217  
SUSAN.CALISE@BNYMELLON.COM

Go Paperless. Securely access your account online to view your statements. Ask your BNY Mellon contact how we can help you access your accounts, enter your own transactions or submit an audit confirmation online. Also be sure to ask how Connect(SM), our new web-based, single sign-on platform can help you go paperless.

Visit us at [www.bnymellon.com](http://www.bnymellon.com)

### Account Overview



Percent of all Investments	Asset Classification	Market Value
100%	CASH AND SHORT TERM	7,171,733.25
100%	TOTAL OF ALL INVESTMENTS	7,171,733.25

### Summary of Assets Held

Asset Classification	Market Value	Cost	Accrued Income	Est Annual Income	Market Yield
CASH AND SHORT TERM	7,171,733.25	7,171,733.25	0.00	0.00	0.00%
ACCOUNT TOTALS	7,171,733.25	7,171,733.25	0.00	0.00	0.00%

### Summary of Cash Transactions

Transaction Category	Current Period			Year-to-Date	
	Income	Principal	Realized Gains/Losses	Income	Principal
OPENING BALANCE	0.00	0.00		0.00	0.00
SALES & REDEMPTIONS	0.00	211,157.44	0.00	0.00	211,157.44
OTHER CASH ADDITIONS	0.00	450,000.00	0.00	0.00	450,000.00
OTHER CASH DISBURSEMENTS	0.00	211,157.44	0.00	0.00	211,157.44
PURCHASES	0.00	450,000.00	0.00	0.00	450,000.00
CLOSING BALANCE	0.00	0.00	0.00	0.00	0.00

The above cash transactions summary is provided for information purposes only and may not reflect actual taxable income or deductible expenses as reportable under the Internal Revenue Code.

007652 XBN1E1-202 01 2021

9 0000  
1 PD3  
5 39 782



**BNY MELLON**

The Bank of New York Mellon Trust Company, N.A.

Statement Period 12/01/2014 Through 12/31/2014

Account 112605

KCWA INFRASTRUCTURE ACCT

007632 XBNEF202 012322

Cash and securities set forth on this Account Statement are held by The Bank of New York Mellon, an affiliate of The Bank of New York Mellon Trust Company, N.A. In addition, The Bank of New York Mellon Trust Company, N.A. may utilize subsidiaries and affiliates to provide services and certain products to the Account. Subsidiaries and affiliates may be compensated for their services and products.

The value of securities set forth on this Account Statement are obtained by The Bank of New York Mellon Trust Company, N.A., from its affiliate, The Bank of New York Mellon which determines such values for Corporate Trust on the basis of market prices and information obtained by The Bank of New York Mellon from unaffiliated third parties (including independent pricing vendors) ("third party pricing services"). The Bank of New York Mellon has not verified such market values or information and makes no assurances as to the accuracy or correctness of such market values or information or that the market values set forth on this Account Statement reflect the value of the securities that can be realized in the sale of such securities. In addition, the market values for the securities set forth in this Account Statement may differ from the market prices and information for the same securities used by other business units of The Bank of New York Mellon Trust Company, N.A., The Bank of New York Mellon or their respective subsidiaries or affiliates based upon market prices and information received from other third party pricing services utilized by such other business units. Corporate Trust does not compare its market values with those used by, or reconcile different market values used by, other business units of The Bank of New York Mellon Trust Company, N.A., The Bank of New York Mellon or their respective subsidiaries or affiliates. Neither The Bank of New York Mellon Trust Company, N.A. nor The Bank of New York Mellon shall be liable for any loss, damage or expense incurred as a result of or arising from or related to the market values or information provided by third party pricing services or the differences in market prices or information provided by other third party pricing services.

00000  
M  
1 PD3  
S 39783

***This Page Intentionally Blank***



# BNY MELLON

The Bank of New York Mellon Trust Company, N.A.

CENT COUNTY WATER AUTHORITY  
ATTN: FINANCE DIRECTOR  
1072 MAIN STREET  
WEST WARWICK RI 02893-3746

## Account Statement

Statement Period 12/01/2014 Through 12/31/2014


Account 112606  
KCWA OPER & MAIN RESERVE ACCT

CLIENT SERVICE MANAGER: SUSAN CALISE  
135 SANTILLI HIGHWAY AIM: 026-0018  
EVERETT, MA 02149  
617-382-5217  
SUSAN.CALISE@BNYMELLON.COM

Go Paperless. Securely access your account online to view your statements. Ask your BNY Mellon contact how we can help you access your accounts, enter your own transactions or submit an audit confirmation online. Also be sure to ask how Connect(SM), our new web-based, single sign-on platform can help you go paperless.

Visit us at [www.bnymellon.com](http://www.bnymellon.com)

## Account Overview



Percent of all Investments	Asset Classification	Market Value
100% ⊕	CASH AND SHORT TERM	2,382,121.55
100%	TOTAL OF ALL INVESTMENTS	2,382,121.55

## Summary of Assets Held

Asset Classification	Market Value	Cost	Accrued Income	Est Annual Income	Market Yield
CASH AND SHORT TERM	2,382,121.55	2,382,121.55	0.00	0.00	0.00%
ACCOUNT TOTALS	2,382,121.55	2,382,121.55	0.00	0.00	0.00%

## Summary of Cash Transactions

Transaction Category	Current Period			Year-to-Date	
	Income	Principal	Realized Gains/Losses	Income	Principal
OPENING BALANCE	0.00	0.00		0.00	0.00
PURCHASES	0.00	0.00	0.00	0.00	0.00
CLOSING BALANCE	0.00	0.00	0.00	0.00	0.00

The above cash transactions summary is provided for information purposes only and may not reflect actual taxable income or deductible expenses as reportable under the Internal Revenue Code.

001032 XDRNRP20Z UT3253

0 00000 M 1 P03 S 39 784 1



**BNY MELLON**

The Bank of New York Mellon Trust Company, N.A.

Statement Period 12/01/2014 Through 12/31/2014

Account 112606

KCWA OPER & MAIN RESERVE ACCT

### Statement of Assets Held

Shares / Par Value	Asset Description	Market Price Average Cost	Market Value Cost	Accrued Income Est Annual Income	Market Yield
<b>CASH AND SHORT TERM</b>					
2,382,121.550	FIDELITY INSTL MMKT GOVT 57 CUSIP: X9USDFIIN	1.00000	2,382,121.55	0.00	0.00%
		1.00000	2,382,121.55	0.00	0.00%
<b>Total CASH AND SHORT TERM</b>			<b>2,382,121.55</b>	<b>0.00</b>	<b>0.00%</b>
<b>ACCOUNT TOTALS</b>			<b>2,382,121.55</b>	<b>0.00</b>	<b>0.00%</b>
Total Market Value Plus Total Accrued Income 2,382,121.55			2,382,121.55	0.00	

### Statement of Transactions

Transaction Date	Transaction Description	Income	Principal	Cost	Realized Gains/Losses
12/01/14	OPENING BALANCE	0.00	0.00	0.00	
12/08/14	Receive FIDELITY INSTL MMKT GOVT 57 TRADE DATE 12/08/14 SET/DATE 12/08/14 CUSIP X9USDFIIN 2,382,121.55 SHARES	0.00	0.00	2,382,121.55	0.00
12/08/14	DAILY ENDING BALANCE	0.00	0.00	2,382,121.55	0.00
12/31/14	CLOSING BALANCE	0.00	0.00	2,382,121.55	0.00

Cumulative realized capital gain and loss position from 12/31/2013 for securities held in principal of account:

Short Term: 0.00 \* Long Term: 0.00 \*

\* The above gain and loss position does not include transactions where tax cost information is incomplete or unavailable.

Cash and securities set forth on this Account Statement are held by The Bank of New York Mellon, an affiliate of The Bank of New York Mellon Trust Company, N.A. In addition, The Bank of New York Mellon Trust Company, N.A. may utilize subsidiaries and affiliates to provide services and certain products to the Account. Subsidiaries and affiliates may be compensated for their services and products.

The value of securities set forth on this Account Statement are obtained by The Bank of New York Mellon Trust Company, N.A., from its affiliate, The Bank of New York Mellon which determines such values for Corporate Trust on the basis of market prices and information obtained by The Bank of New York Mellon from unaffiliated third parties (including independent pricing vendors) ("third party pricing services"). The Bank of New York Mellon has not verified such market values or information and makes no assurances as to the accuracy or correctness of such market values or information or that the market values set forth on this Account Statement reflect the value of the securities that can be realized upon the sale of such securities. In addition, the market values for the securities set forth in this Account Statement may differ from the market prices and information for the same securities used by other business units of The Bank of New York Mellon Trust Company, N.A., The Bank of New York Mellon or their respective subsidiaries or affiliates based upon market prices and information received from other third party pricing services utilized by such other business units. Corporate Trust does not compare its market values with those used by, or reconcile different market values used by, other business units of The Bank of New York Mellon Trust Company, N.A., The Bank of New York Mellon or their respective subsidiaries or affiliates. Neither The Bank of New York Mellon Trust Company, N.A. nor The Bank of New York Mellon shall be liable for any loss, damage or expense incurred as a result of or arising from or related to the market values or information provided by third party pricing services or the differences in market prices or information provided by other third party pricing services.



**BNY MELLON**

The Bank of New York Mellon Trust Company, N.A.

WATERBURY COUNTY WATER AUTHORITY  
ATTN: FINANCE DIRECTOR  
1072 MAIN STREET  
WEST WARWICK RI 02893-3746

### Account Statement

Statement Period 12/01/2014 Through 12/31/2014


Account 112612  
KCWA DEBT SERVICE SAVINGS (2004)

CLIENT SERVICE MANAGER: SUSAN CALISE  
135 SANTILLI HIGHWAY AIM: 026-0018  
EVERETT, MA 02149  
617-382-5217  
SUSAN.CALISE@BNYMELLON.COM

Go Paperless. Securely access your account online to view your statements. Ask your BNY Mellon contact how we can help you access your accounts, enter your own transactions or submit an audit confirmation online. Also be sure to ask how Connect(SM), our new web-based, single sign-on platform can help you go paperless.

Visit us at [www.bnymellon.com](http://www.bnymellon.com)

### Account Overview



Percent of all Investments	Asset Classification	Market Value
100%	CASH AND SHORT TERM	691,614.50
100%	TOTAL OF ALL INVESTMENTS	691,614.50

### Summary of Assets Held

Asset Classification	Market Value	Cost	Accrued Income	Est Annual Income	Market Yield
CASH AND SHORT TERM	691,614.50	691,614.50	0.00	0.00	0.00%
ACCOUNT TOTALS	691,614.50	691,614.50	0.00	0.00	0.00%

### Summary of Cash Transactions

Transaction Category	Current Period			Year-to-Date	
	Income	Principal	Realized Gains/Losses	Income	Principal
OPENING BALANCE	0.00	0.00		0.00	0.00
OTHER CASH ADDITIONS	0.00	93,000.00	0.00	0.00	93,000.00
PURCHASES	0.00	93,000.00	0.00	0.00	93,000.00
CLOSING BALANCE	0.00	0.00	0.00	0.00	0.00

The above cash transactions summary is provided for information purposes only and may not reflect actual taxable income or deductible expenses as reportable under the Internal Revenue Code.

UU7632 ADMINET-202-012824

C 4 0000 M 1 P03 S 39785





**BNY MELLON**

The Bank of New York Mellon Trust Company, N.A.

Statement Period 12/01/2014 Through 12/31/2014  
Account 112612  
KCWA DEBT SERVICE SAVINGS (2004)

**Statement of Assets Held**

Shares / Par Value	Asset Description	Market Price Average Cost	Market Value Cost	Accrued Income Est Annual Income	Market Yield
<b>CASH AND SHORT TERM</b>					
691,614.500	FIDELITY INSTL MMKT GOVT 57 CUSIP: X9USDFIIN	1.00000 1.00000	691,614.50 691,614.50	0.00 0.00	0.00% 0.00%
<b>Total CASH AND SHORT TERM</b>			<b>691,614.50</b>	<b>0.00</b>	<b>0.00%</b>
<b>ACCOUNT TOTALS</b>			<b>691,614.50</b>	<b>0.00</b>	<b>0.00%</b>
Total Market Value Plus Total Accrued Income 691,614.50					

**Statement of Transactions**

Transaction Date	Transaction Description	Income	Principal	Cost	Realized Gains/Losses
12/01/14	OPENING BALANCE	0.00	0.00	0.00	
12/08/14	Receive FIDELITY INSTL MMKT GOVT 57 TRADE DATE 12/08/14 SET/DATE 12/08/14 CUSIP X9USDFIIN 598,614.50 SHARES	0.00	0.00	598,614.50	0.00
12/08/14	DAILY ENDING BALANCE	0.00	0.00	598,614.50	0.00
12/31/14	Purchase FIDELITY INSTL MMKT GOVT 57 TRADE DATE 12/31/14 SET/DATE 12/31/14 CUSIP X9USDFIIN 93,000.00 SHARES	0.00	93,000.00	93,000.00	0.00
12/31/14	Cash Credit MONTHLY DEPOSIT FROM REVENUE A/C 112600 OF FUNDS NECESSARY TO COVER MONTHLY LOAN PAYMENT OBLIGATION ON SERIES 2004 BONDS	0.00	93,000.00	0.00	
12/31/14	DAILY ENDING BALANCE	0.00	0.00	691,614.50	0.00
12/31/14	CLOSING BALANCE	0.00	0.00	691,614.50	0.00

Cumulative realized capital gain and loss position from 12/31/2013 for securities held in principal of account:

Short Term: 0.00 \* Long Term: 0.00 \*

\* The above gain and loss position does not include transactions where tax cost information is incomplete or unavailable.

Cash and securities set forth on this Account Statement are held by The Bank of New York Mellon, an affiliate of The Bank of New York Mellon Trust Company, N.A. In addition, The Bank of New York Mellon Trust Company, N.A. may utilize subsidiaries and affiliates to provide services and certain products to the Account. Subsidiaries and affiliates may be compensated for their services and products.

The value of securities set forth on this Account Statement are obtained by The Bank of New York Mellon Trust Company, N.A., from its affiliate, The Bank of New York Mellon which determines such values for Corporate Trust on the basis of market prices and information obtained by The Bank of New York Mellon from unaffiliated third parties (including independent pricing vendors) ("third party pricing services"). The Bank of New York Mellon has not verified such market values or information and makes no assurances as to the accuracy or correctness of such market values or information or that the market values set forth on this Account Statement reflect the value of the securities that can be realized upon the sale of such securities. In addition, the market values for the securities set forth in this Account Statement may differ from the market prices and information for the same securities used by other business units of The Bank of New York Mellon Trust Company, N.A., The Bank of New York Mellon or their respective subsidiaries or affiliates based upon market prices and information received from other third party pricing services utilized by such other business units. Corporate Trust does not compare its market values with those used by, or reconcile different market values used by, other business units of The Bank of New York Mellon Trust Company, N.A., The Bank of New York Mellon or their respective subsidiaries or affiliates. Neither The Bank of New York Mellon Trust Company, N.A. nor The Bank of New York Mellon shall be liable for any loss, damage or expense incurred as a result of or arising from or related to the market values or information provided by third party pricing services or the differences in market prices or information provided by other third party pricing services.



# BNY MELLON

The Bank of New York Mellon Trust Company, N.A.

...ENT COUNTY WATER AUTHORITY  
ATTN: FINANCE DIRECTOR  
1072 MAIN STREET  
WEST WARWICK RI 02893-3746

## Account Statement

Statement Period 12/01/2014 Through 12/31/2014


Account 112613  
KCWA SER 2004A DEBT SERV RESRV

CLIENT SERVICE MANAGER: SUSAN CALISE  
135 SANTILLI HIGHWAY AIM: 026-0018  
EVERETT, MA 02149  
617-382-5217  
SUSAN.CALISE@BNYMELLON.COM

Go Paperless. Securely access your account online to view your statements. Ask your BNY Mellon contact how we can help you access your accounts, enter your own transactions or submit an audit confirmation online. Also be sure to ask how Connect(SM), our new web-based, single sign-on platform can help you go paperless.

Visit us at [www.bnymellon.com](http://www.bnymellon.com)

## Account Overview



Percent of all Investments	Asset Classification	Market Value
100%	CASH AND SHORT TERM	1.12
100%	TOTAL OF ALL INVESTMENTS	1.12

## Summary of Assets Held

Asset Classification	Market Value	Cost	Accrued Income	Est Annual Income	Market Yield
CASH AND SHORT TERM	1.12	1.12	0.00	0.00	0.00%
ACCOUNT TOTALS	1.12	1.12	0.00	0.00	0.00%

## Summary of Cash Transactions

Transaction Category	Current Period			Year-to-Date	
	Income	Principal	Realized Gains/Losses	Income	Principal
OPENING BALANCE	0.00	0.00		0.00	0.00
OTHER CASH ADDITIONS	1.12	0.00	0.00	1.12	0.00
PURCHASES	1.12 -	0.00	0.00	1.12 -	0.00
CLOSING BALANCE	0.00	0.00	0.00	0.00	0.00

The above cash transactions summary is provided for information purposes only and may not reflect actual taxable income or deductible expenses as reportable under the Internal Revenue Code.



**BNY MELLON**

The Bank of New York Mellon Trust Company, N.A.

Statement Period 12/01/2014 Through 12/31/2014

Account 112613

KCWA SER 2004A DEBT SERV RESRV

### Statement of Assets Held

Shares / Par Value	Asset Description	Market Price Average Cost	Market Value Cost	Accrued Income Est Annual Income	Market Yield
<b>CASH AND SHORT TERM</b>					
1.120	FIDELITY INSTL MMKT GOVT 57 CUSIP: X9USDFIIN	1.00000 1.00000	1.12 1.12	0.00 0.00	0.00% 0.00%
<b>Total CASH AND SHORT TERM</b>			<b>1.12</b>	<b>0.00</b>	<b>0.00%</b>
<b>ACCOUNT TOTALS</b>			<b>1.12</b>	<b>0.00</b>	<b>0.00%</b>
Total Market Value Plus Total Accrued Income 1.12			1.12	0.00	

### Statement of Transactions

Transaction Date	Transaction Description	Income	Principal	Cost	Realized Gains/Losses
12/01/14	OPENING BALANCE	0.00	0.00	0.00	
12/08/14	Purchase FIDELITY INSTL MMKT GOVT 57 TRADE DATE 12/08/14 SET/DATE 12/08/14 CUSIP X9USDFIINI 1.12 SHARES	1.12 -	0.00	1.12	0.00
12/08/14	Cash Credit	1.12	0.00	0.00	0.00
12/08/14	DAILY ENDING BALANCE	0.00	0.00	1.12	0.00
12/31/14	CLOSING BALANCE	0.00	0.00	1.12	0.00

Cumulative realized capital gain and loss position from 12/31/2013 for securities held in principal of account:

Short Term: 0.00 \* Long Term: 0.00 \*

\* The above gain and loss position does not include transactions where tax cost information is incomplete or unavailable.

Cash and securities set forth on this Account Statement are held by The Bank of New York Mellon, an affiliate of The Bank of New York Mellon Trust Company, N.A. In addition, The Bank of New York Mellon Trust Company, N.A. may utilize subsidiaries and affiliates to provide services and certain products to the Account. Subsidiaries and affiliates may be compensated for their services and products.

The value of securities set forth on this Account Statement are obtained by The Bank of New York Mellon Trust Company, N.A., from its affiliate, The Bank of New York Mellon which determines such values for Corporate Trust on the basis of market prices and information obtained by The Bank of New York Mellon from unaffiliated third parties (including independent pricing vendors) ("third party pricing services"). The Bank of New York Mellon has not verified such market values or information and makes no assurances as to the accuracy or correctness of such market values or information or that the market values set forth on this Account Statement reflect the value of the securities that can be realized upon the sale of such securities. In addition, the market values for the securities set forth in this Account Statement may differ from the market prices and information for the same securities used by other business units of The Bank of New York Mellon Trust Company, N.A., The Bank of New York Mellon or their respective subsidiaries or affiliates based upon market prices and information received from other third party pricing services utilized by such other business units. Corporate Trust does not compare its market values with those used by, or reconcile different market values used by, other business units of The Bank of New York Mellon Trust Company, N.A., The Bank of New York Mellon or their respective subsidiaries or affiliates. Neither The Bank of New York Mellon Trust Company, N.A. nor The Bank of New York Mellon shall be liable for any loss, damage or expense incurred as a result of or arising from or related to the market values or information provided by third party pricing services or the differences in market prices or information provided by other third party pricing services.



December 31, 2014

BNY MELLON

Envelope Contents

Account Information	Number of Pages	Starting Page Number	Account Information	Number of Pages	Starting Page Number
KCWA SER 2012 DSR FUND 853023	2	1 of 8			
KCWA SER 2012 DEBT SERVICE FD 853024	2	3 of 8			
KCWA SER 2012 PJCT FD COI AC 853025	2	5 of 8			
KCWA DEBT SERVICE SAVINGS CIP 853026	2	7 of 8			

00004136 02 SP 1.190 02 TR 00036 XBNEF201 000000  
 KENT COUNTY WATER AUTHORITY  
 ATTN: FINANCE DIRECTOR  
 1072 MAIN STREET  
 WEST WARWICK RI 02893-3746

*This Page Intentionally Blank*



**BNY MELLON**

The Bank of New York Mellon Trust Company, N.A.

KENT COUNTY WATER AUTHORITY  
ATTN: FINANCE DIRECTOR  
1072 MAIN STREET  
WEST WARWICK RI 02893-3746

### Account Statement

Statement Period 12/01/2014 Through 12/31/2014


Account 853023  
KENT COUNTY WATER AUTHORITY GENERAL  
REFUNDING REVENUE BONDS 2012 SERIES A  
(853023)

CLIENT SERVICE MANAGER: SUSAN CALISE  
135 SANTILLI HIGHWAY AIM: 026-0018  
EVERETT, MA 02149  
617-382-5217  
SUSAN.CALISE@BNYMELLON.COM

Go Paperless. Securely access your account online to view your statements. Ask your BNY Mellon contact how we can help you access your accounts, enter your own transactions or submit an audit confirmation online. Also be sure to ask how Connect(SM), our new web-based, single sign-on platform can help you go paperless.

Visit us at [www.bnymellon.com](http://www.bnymellon.com)

### Account Overview



Percent of all Investments	Asset Classification	Market Value
100% ☉	CASH AND SHORT TERM	1,799,096.19
100%	TOTAL OF ALL INVESTMENTS	1,799,096.19

### Summary of Assets Held

Asset Classification	Market Value	Cost	Accrued Income	Est Annual Income	Market Yield
CASH AND SHORT TERM	1,799,096.19	1,799,096.19	0.00	0.00	0.00%
ACCOUNT TOTALS	1,799,096.19	1,799,096.19	0.00	0.00	0.00%

### Summary of Cash Transactions

Transaction Category	Current Period			Year-to-Date	
	Income	Principal	Realized Gains/Losses	Income	Principal
OPENING BALANCE	0.00	0.00		0.00	0.00
PURCHASES	0.00	0.00	0.00	0.00	0.00
CLOSING BALANCE	0.00	0.00	0.00	0.00	0.00

The above cash transactions summary is provided for information purposes only and may not reflect actual taxable income or deductible expenses as reportable under the Internal Revenue Code.



**BNY MELLON**

The Bank of New York Mellon Trust Company, N.A.

Statement Period 12/01/2014 Through 12/31/2014  
Account 853023  
KCWA SER 2012 DSR FUND

### Statement of Assets Held

Shares / Par Value	Asset Description	Market Price Average Cost	Market Value Cost	Accrued Income Est Annual Income	Market Yield
<b>CASH AND SHORT TERM</b>					
1,799,096.190	FIDELITY INSTL MMKT GOVT 57	1.00000	1,799,096.19	0.00	0.00%
	CUSIP: X9USDFIIN	1.00000	1,799,096.19	0.00	
<b>Total CASH AND SHORT TERM</b>			<b>1,799,096.19</b>	<b>0.00</b>	<b>0.00%</b>
<b>ACCOUNT TOTALS</b>			<b>1,799,096.19</b>	<b>0.00</b>	<b>0.00%</b>
Total Market Value Plus Total Accrued Income 1,799,096.19			<b>1,799,096.19</b>	<b>0.00</b>	

### Statement of Transactions

Transaction Date	Transaction Description	Income	Principal	Cost	Realized Gains/Losses
12/01/14	OPENING BALANCE	0.00	0.00	0.00	
12/08/14	Receive FIDELITY INSTL MMKT GOVT 57 TRADE DATE 12/08/14 SET/DATE 12/08/14 CUSIP X9USDFIIN 1,799,096.19 SHARES	0.00	0.00	1,799,096.19	0.00
12/08/14	DAILY ENDING BALANCE	0.00	0.00	1,799,096.19	0.00
12/31/14	CLOSING BALANCE	0.00	0.00	1,799,096.19	0.00

Cumulative realized capital gain and loss position from 12/31/2013 for securities held in principal of account:

Short Term: 0.00 \* Long Term: 0.00 \*

\* The above gain and loss position does not include transactions where tax cost information is incomplete or unavailable.

Cash and securities set forth on this Account Statement are held by The Bank of New York Mellon, an affiliate of The Bank of New York Mellon Trust Company, N.A. In addition, The Bank of New York Mellon Trust Company, N.A. may utilize subsidiaries and affiliates to provide services and certain products to the Account. Subsidiaries and affiliates may be compensated for their services and products.

The value of securities set forth on this Account Statement are obtained by The Bank of New York Mellon Trust Company, N.A., from its affiliate, The Bank of New York Mellon which determines such values for Corporate Trust on the basis of market prices and information obtained by The Bank of New York Mellon from unaffiliated third parties (including independent pricing vendors) ("third party pricing services"). The Bank of New York Mellon has not verified such market values or information and makes no assurances as to the accuracy or correctness of such market values or information or that the market values set forth on this Account Statement reflect the value of the securities that can be realized upon the sale of such securities. In addition, the market values for the securities set forth in this Account Statement may differ from the market prices and information for the same securities used by other business units of The Bank of New York Mellon Trust Company, N.A., The Bank of New York Mellon or their respective subsidiaries or affiliates based upon market prices and information received from other third party pricing services utilized by such other business units. Corporate Trust does not compare its market values with those used by, or reconcile different market values used by, other business units of The Bank of New York Mellon Trust Company, N.A., The Bank of New York Mellon or their respective subsidiaries or affiliates. Neither The Bank of New York Mellon Trust Company, N.A. nor The Bank of New York Mellon shall be liable for any loss, damage or expense incurred as a result of or arising from or related to the market values or information provided by third party pricing services or the differences in market prices or information provided by other third party pricing services.



**BNY MELLON**

The Bank of New York Mellon Trust Company, N.A.

KENT COUNTY WATER AUTHORITY  
ATTN: FINANCE DIRECTOR  
1072 MAIN STREET  
WEST WARWICK RI 02893-3746

### Account Statement

Statement Period 12/01/2014 Through 12/31/2014


Account 853024  
KENT COUNTY WATER AUTHORITY GENERAL  
REFUNDING REVENUE BONDS 2012 SERIES A  
(853024)

CLIENT SERVICE MANAGER: SUSAN CALISE  
135 SANTILLI HIGHWAY AIM: 026-0018  
EVERETT, MA 02149  
617-382-5217  
SUSAN.CALISE@BNYMELLON.COM

Go Paperless. Securely access your account online to view your statements. Ask your BNY Mellon contact how we can help you access your accounts, enter your own transactions or submit an audit confirmation online. Also be sure to ask how Connect(SM), our new web-based, single sign-on platform can help you go paperless.

Visit us at [www.bnymellon.com](http://www.bnymellon.com)

### Account Overview



Percent of all Investments	Asset Classification	Market Value
100% ☺	CASH AND SHORT TERM	1,089,945.44
100%	TOTAL OF ALL INVESTMENTS	1,089,945.44

### Summary of Assets Held

Asset Classification	Market Value	Cost	Accrued Income	Est Annual Income	Market Yield
CASH AND SHORT TERM	1,089,945.44	1,089,945.44	0.00	0.00	0.00%
ACCOUNT TOTALS	1,089,945.44	1,089,945.44	0.00	0.00	0.00%

### Summary of Cash Transactions

Transaction Category	Current Period			Year-to-Date	
	Income	Principal	Realized Gains/Losses	Income	Principal
OPENING BALANCE	0.00	0.00		0.00	0.00
OTHER CASH ADDITIONS	0.00	181,625.00	0.00	0.00	181,625.00
PURCHASES	0.00	181,625.00 -	0.00	0.00	181,625.00 -
CLOSING BALANCE	0.00	0.00	0.00	0.00	0.00

The above cash transactions summary is provided for information purposes only and may not reflect actual taxable income or deductible expenses as reportable under the Internal Revenue Code.

004136 XBNEF201 013537

C  
9 0000  
M  
1 P03 S 39,789





BNY MELLON

The Bank of New York Mellon Trust Company, N.A.

Statement Period 12/01/2014 Through 12/31/2014  
Account 853024  
KCWA SER 2012 DEBT SERVICE FD

Statement of Assets Held

Shares / Par Value	Asset Description	Market Price Average Cost	Market Value Cost	Accrued Income Est Annual Income	Market Yield
<b>CASH AND SHORT TERM</b>					
1,089,945.440	FIDELITY INSTL MMKT GOVT 57	1.00000	1,089,945.44	0.00	0.00%
	CUSIP: X9USDFIIN	1.00000	1,089,945.44	0.00	
<b>Total CASH AND SHORT TERM</b>			<b>1,089,945.44</b>	<b>0.00</b>	<b>0.00%</b>
<b>ACCOUNT TOTALS</b>			<b>1,089,945.44</b>	<b>0.00</b>	<b>0.00%</b>
Total Market Value Plus Total Accrued Income 1,089,945.44			1,089,945.44	0.00	

Statement of Transactions

Transaction Date	Transaction Description	Income	Principal	Cost	Realized Gains/Losses
12/01/14	OPENING BALANCE	0.00	0.00	0.00	
12/08/14	Receive FIDELITY INSTL MMKT GOVT 57 TRADE DATE 12/08/14 SET/DATE 12/08/14 CUSIP X9USDFIIN 908,320.44 SHARES	0.00	0.00	908,320.44	0.00
12/08/14	DAILY ENDING BALANCE	0.00	0.00	908,320.44	0.00
12/31/14	Purchase FIDELITY INSTL MMKT GOVT 57 TRADE DATE 12/31/14 SET/DATE 12/31/14 CUSIP X9USDFIIN 181,625.00 SHARES	0.00	181,625.00	181,625.00	0.00
12/31/14	Cash Credit MONTHLY DEPOSIT FROM REVENUE A/C 112600 OF FUNDS NECESSARY TO COVER MONTHLY LOAN PAYMENT OBLIGATION ON SERIES 2012 BONDS	0.00	181,625.00	0.00	
12/31/14	DAILY ENDING BALANCE	0.00	0.00	1,089,945.44	0.00
12/31/14	CLOSING BALANCE	0.00	0.00	1,089,945.44	0.00

Cumulative realized capital gain and loss position from 12/31/2013 for securities held in principal of account:

Short Term: 0.00 \* Long Term: 0.00 \*

\* The above gain and loss position does not include transactions where tax cost information is incomplete or unavailable.

Cash and securities set forth on this Account Statement are held by The Bank of New York Mellon, an affiliate of The Bank of New York Mellon Trust Company, N.A. In addition, The Bank of New York Mellon Trust Company, N.A. may utilize subsidiaries and affiliates to provide services and certain products to the Account. Subsidiaries and affiliates may be compensated for their services and products.

The value of securities set forth on this Account Statement are obtained by The Bank of New York Mellon Trust Company, N.A., from its affiliate, The Bank of New York Mellon which determines such values for Corporate Trust on the basis of market prices and information obtained by The Bank of New York Mellon from unaffiliated third parties (including independent pricing vendors) ("third party pricing services"). The Bank of New York Mellon has not verified such market values or information and makes no assurances as to the accuracy or correctness of such market values or information or that the market values set forth on this Account Statement reflect the value of the securities that can be realized upon the sale of such securities. In addition, the market values for the securities set forth in this Account Statement may differ from the market prices and information for the same securities used by other business units of The Bank of New York Mellon Trust Company, N.A., The Bank of New York Mellon or their respective subsidiaries or affiliates based upon market prices and information received from other third party pricing services utilized by such other business units. Corporate Trust does not compare its market values with those used by, or reconcile different market values used by, other business units of The Bank of New York Mellon Trust Company, N.A., The Bank of New York Mellon or their respective subsidiaries or affiliates. Neither The Bank of New York Mellon Trust Company, N.A. nor The Bank of New York Mellon shall be liable for any loss, damage or expense incurred as a result of or arising from or related to the market values or information provided by third party pricing services or the differences in market prices or information provided by other third party pricing services.



**BNY MELLON**

The Bank of New York Mellon Trust Company, N.A.

**KENT COUNTY WATER AUTHORITY**  
ATTN: FINANCE DIRECTOR  
1072 MAIN STREET  
WEST WARWICK RI 02893-3746

### Account Statement

Statement Period 12/01/2014 Through 12/31/2014


Account 853025  
KENT COUNTY WATER AUTHORITY GENERAL  
REFUNDING REVENUE BONDS 2012 SERIES A  
(853025)

CLIENT SERVICE MANAGER: SUSAN CALISE  
135 SANTILLI HIGHWAY AIM: 026-0018  
EVERETT, MA 02149  
617-382-5217  
SUSAN.CALISE@BNYMELLON.COM

Go Paperless. Securely access your account online to view your statements. Ask your BNY Mellon contact how we can help you access your accounts, enter your own transactions or submit an audit confirmation online. Also be sure to ask how Connect(SM), our new web-based, single sign-on platform can help you go paperless.

Visit us at [www.bnymellon.com](http://www.bnymellon.com)

### Account Overview



Percent of all Investments	Asset Classification	Market Value
100%	CASH AND SHORT TERM	1,739,170.08
100%	TOTAL OF ALL INVESTMENTS	1,739,170.08

### Summary of Assets Held

Asset Classification	Market Value	Cost	Accrued Income	Est Annual Income	Market Yield
CASH AND SHORT TERM	1,739,170.08	1,739,170.08	0.00	0.00	0.00%
ACCOUNT TOTALS	1,739,170.08	1,739,170.08	0.00	0.00	0.00%

### Summary of Cash Transactions

Transaction Category	Current Period			Year-to-Date	
	Income	Principal	Realized Gains/Losses	Income	Principal
OPENING BALANCE	0.00	0.00		0.00	0.00
PURCHASES	0.00	0.00	0.00	0.00	0.00
CLOSING BALANCE	0.00	0.00	0.00	0.00	0.00

The above cash transactions summary is provided for information purposes only and may not reflect actual taxable income or deductible expenses as reportable under the Internal Revenue Code.

009139 ABINER401 013538

0 0000 M 1 PD3 S 39790



**BNY MELLON**

The Bank of New York Mellon Trust Company, N.A.

Statement Period 12/01/2014 Through 12/31/2014

Account 853025

KCWA SER 2012 PJCT FD COI AC

### Statement of Assets Held

Shares / Par Value	Asset Description	Market Price Average Cost	Market Value Cost	Accrued Income Est Annual Income	Market Yield
<b>CASH AND SHORT TERM</b>					
1,739,170.080	FIDELITY INSTL MMKT GOVT 57	1.00000	1,739,170.08	0.00	0.00%
	CUSIP: X9USDFIIN	1.00000	1,739,170.08	0.00	0.00%
<b>Total CASH AND SHORT TERM</b>			<b>1,739,170.08</b>	<b>0.00</b>	<b>0.00%</b>
<b>ACCOUNT TOTALS</b>			<b>1,739,170.08</b>	<b>0.00</b>	<b>0.00%</b>
Total Market Value Plus Total Accrued Income 1,739,170.08			<b>1,739,170.08</b>	<b>0.00</b>	

### Statement of Transactions

Transaction Date	Transaction Description	Income	Principal	Cost	Realized Gains/Losses
12/01/14	OPENING BALANCE	0.00	0.00	0.00	
12/08/14	Receive FIDELITY INSTL MMKT GOVT 57 TRADE DATE 12/08/14 SET/DATE 12/08/14 CUSIP X9USDFIIN 1,739,170.08 SHARES	0.00	0.00	1,739,170.08	0.00
12/08/14	DAILY ENDING BALANCE	0.00	0.00	1,739,170.08	0.00
12/31/14	CLOSING BALANCE	0.00	0.00	1,739,170.08	0.00

Cumulative realized capital gain and loss position from 12/31/2013 for securities held in principal of account:

Short Term: 0.00 \* Long Term: 0.00 \*

\* The above gain and loss position does not include transactions where tax cost information is incomplete or unavailable.

Cash and securities set forth on this Account Statement are held by The Bank of New York Mellon, an affiliate of The Bank of New York Mellon Trust Company, N.A. In addition, The Bank of New York Mellon Trust Company, N.A. may utilize subsidiaries and affiliates to provide services and certain products to the Account. Subsidiaries and affiliates may be compensated for their services and products.

The value of securities set forth on this Account Statement are obtained by The Bank of New York Mellon Trust Company, N.A., from its affiliate, The Bank of New York Mellon which determines such values for Corporate Trust on the basis of market prices and information obtained by The Bank of New York Mellon from unaffiliated third parties (including independent pricing vendors) ("third party pricing services"). The Bank of New York Mellon has not verified such market values or information and makes no assurances as to the accuracy or correctness of such market values or information or that the market values set forth on this Account Statement reflect the value of the securities that can be realized upon the sale of such securities. In addition, the market values for the securities set forth in this Account Statement may differ from the market prices and information for the same securities used by other business units of The Bank of New York Mellon Trust Company, N.A., The Bank of New York Mellon or their respective subsidiaries or affiliates based on market prices and information received from other third party pricing services utilized by such other business units. Corporate Trust does not compare its market values with those used by, or reconcile different market values used by, other business units of The Bank of New York Mellon Trust Company, N.A., The Bank of New York Mellon or their respective subsidiaries or affiliates. Neither The Bank of New York Mellon Trust Company, N.A. nor The Bank of New York Mellon shall be liable for any loss, damage or expense incurred as a result of or arising from or related to the market values or information provided by third party pricing services or the differences in market prices or information provided by other third party pricing services.



**BNY MELLON**

The Bank of New York Mellon Trust Company, N.A.

KENT COUNTY WATER AUTHORITY  
ATTN: FINANCE DIRECTOR  
1072 MAIN STREET  
WEST WARWICK RI 02893-3746

### Account Statement

Statement Period 12/01/2014 Through 12/31/2014


Account 853026  
KENT COUNTY WATER AUTHORITY GENERAL  
REFUNDING REVENUE BONDS DEBT SERVICE  
SAVINGS ACCOUNT FOR CIP

CLIENT SERVICE MANAGER: SUSAN CALISE  
135 SANTILLI HIGHWAY AIM: 026-0018  
EVERETT, MA 02149  
617-382-5217  
SUSAN.CALISE@BNYMELLON.COM

Go Paperless. Securely access your account online to view your statements. Ask your BNY Mellon contact how we can help you access your accounts, enter your own transactions or submit an audit confirmation online. Also be sure to ask how Connect(SM), our new web-based, single sign-on platform can help you go paperless.

Visit us at [www.bnymellon.com](http://www.bnymellon.com)

### Account Overview



Percent of all Investments	Asset Classification	Market Value
100%	CASH AND SHORT TERM	1,088,778.34
100%	TOTAL OF ALL INVESTMENTS	1,088,778.34

### Summary of Assets Held

Asset Classification	Market Value	Cost	Accrued Income	Est Annual Income	Market Yield
CASH AND SHORT TERM	1,088,778.34	1,088,778.34	0.00	0.00	0.00%
ACCOUNT TOTALS	1,088,778.34	1,088,778.34	0.00	0.00	0.00%

### Summary of Cash Transactions

Transaction Category	Current Period			Year-to-Date	
	Income	Principal	Realized Gains/Losses	Income	Principal
OPENING BALANCE	0.00	0.00		0.00	0.00
OTHER CASH ADDITIONS	0.00	45,362.00	0.00	0.00	45,362.00
PURCHASES	0.00	45,362.00	0.00	0.00	45,362.00
CLOSING BALANCE	0.00	0.00	0.00	0.00	0.00

The above cash transactions summary is provided for information purposes only and may not reflect actual taxable income or deductible expenses as reportable under the Internal Revenue Code.

004136 XBNEF201 019539

C 0000 M 1 PDS S 39791



**BNY MELLON**

The Bank of New York Mellon Trust Company, N.A.

Statement Period 12/01/2014 Through 12/31/2014  
Account 853026  
KCWA DEBT SERVICE SAVINGS CIP

### Statement of Assets Held

Shares / Par Value	Asset Description	Market Price Average Cost	Market Value Cost	Accrued Income Est Annual Income	Market Yield
<b>CASH AND SHORT TERM</b>					
1,088,778.340	FIDELITY INSTL MMKT GOVT 57 CUSIP: X9USDFIIN	1.00000 1.00000	1,088,778.34 1,088,778.34	0.00 0.00	0.00% 0.00%
<b>Total CASH AND SHORT TERM</b>			<b>1,088,778.34</b>	<b>0.00</b>	<b>0.00%</b>

### ACCOUNT TOTALS

<b>ACCOUNT TOTALS</b>			<b>1,088,778.34</b>	<b>0.00</b>	<b>0.00%</b>
Total Market Value Plus Total Accrued Income 1,088,778.34			<b>1,088,778.34</b>	<b>0.00</b>	

### Statement of Transactions

Transaction Date	Transaction Description	Income	Principal	Cost	Realized Gains/Losses
12/01/14	OPENING BALANCE	0.00	0.00	0.00	
12/08/14	Receive FIDELITY INSTL MMKT GOVT 57 TRADE DATE 12/08/14 SET/DATE 12/08/14 CUSIP X9USDFIIN 1,043,416.34 SHARES	0.00	0.00	1,043,416.34	0.00
12/08/14	DAILY ENDING BALANCE	0.00	0.00	1,043,416.34	0.00
12/31/14	Purchase FIDELITY INSTL MMKT GOVT 57 TRADE DATE 12/31/14 SET/DATE 12/31/14 CUSIP X9USDFIIN 45,362.00 SHARES	0.00	45,362.00 -	45,362.00	0.00
12/31/14	Cash Credit MONTHLY DEPOSIT FROM REVENUE A/C 112600 OF FUNDS NECESSARY TO COVER MONTHLY LOAN PAYMENT OBLIGATION ON SERIES 2012 BONDS	0.00	45,362.00	0.00	
12/31/14	DAILY ENDING BALANCE	0.00	0.00	1,088,778.34	0.00
12/31/14	CLOSING BALANCE	0.00	0.00	1,088,778.34	0.00

Cumulative realized capital gain and loss position from 12/31/2013 for securities held in principal of account:

Short Term: 0.00 \*      Long Term: 0.00 \*

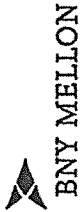
\* The above gain and loss position does not include transactions where tax cost information is incomplete or unavailable.

Cash and securities set forth on this Account Statement are held by The Bank of New York Mellon, an affiliate of The Bank of New York Mellon Trust Company, N.A. In addition, The Bank of New York Mellon Trust Company, N.A. may utilize subsidiaries and affiliates to provide services and certain products to the Account. Subsidiaries and affiliates may be compensated for their services and products.

The value of securities set forth on this Account Statement are obtained by The Bank of New York Mellon Trust Company, N.A., from its affiliate, The Bank of New York Mellon which determines such values for Corporate Trust on the basis of market prices and information obtained by The Bank of New York Mellon from unaffiliated third parties (including independent pricing vendors) ("third party pricing services"). The Bank of New York Mellon has not verified such market values or information and makes no assurances as to the accuracy or correctness of such market values or information or that the market values set forth on this Account Statement reflect the value of the securities that can be realized upon the sale of such securities. In addition, the market values for the securities set forth in this Account Statement may differ from the market prices and information for the same securities used by other business units of The Bank of New York Mellon Trust Company, N.A., The Bank of New York Mellon or their respective subsidiaries or affiliates based upon market prices and information received from other third party pricing services utilized by such other business units. Corporate Trust does not compare its market values with those used by, or reconcile different market values used by, other business units of The Bank of New York Mellon Trust Company, N.A., The Bank of New York Mellon or their respective subsidiaries or affiliates. Neither The Bank of New York Mellon Trust Company, N.A. nor The Bank of New York Mellon shall be liable for any loss, damage or expense incurred as a result of or arising from or related to the market values or information provided by third party pricing services or the differences in market prices or information provided by other third party pricing services.



December 31, 2014



# Envelope Contents

Account Information	Number of Pages	Starting Page Number	Account Information	Number of Pages	Starting Page Number
KCWA GENERAL REVENUE ACCOUNT 112600	4	1 of 24	KCWA DEBT SERVICE SAVINGS (2004) 112612	2	21 of 24
KCWA OPERATING REVENUE ALLOWANCE 112601	2	5 of 24	KCWA SER 2004A DEBT SERV RESRV 112613	2	23 of 24
KCWA GEN OP & MAINT ACCT 112602	4	7 of 24			
KCWA GEN.REN & REP RESV ACCT 112603	2	11 of 24			
KCWA GEN RENEWAL AND REPLACEMENT AC 112604	2	13 of 24			
KCWA INFRASTRUCTURE ACCT 112605	4	15 of 24			
KCWA OPER & MAIN RESERVE ACCT 112606	2	19 of 24			

00007692 04 SP 1.610 04 TR 00069 XBNEF202 000000  
 KENT COUNTY WATER AUTHORITY  
 ATTN: FINANCE DIRECTOR  
 1072 MAIN STREET  
 WEST WARWICK RI 02893-3746

1ST -  
8TH

*This Page Intentionally Blank*



**BNY MELLON**

The Bank of New York Mellon Trust Company, N.A.

1-8 TR

FRANKLIN COUNTY WATER AUTHORITY  
FINANCE DIRECTOR  
1072 MAIN ST  
WEST WARWICK RI 02893-3724

### Account Statement

Statement Period 12/01/2014 Through 12/31/2014

Account 112600  
KCWA GENERAL REVENUE ACCOUNT

ADMINISTRATIVE CONTACT: ERIN METENY  
525 WILLIAM PENN PLACE AIM 153-3800-38TH FL  
PITTSBURGH, PA 15259  
412-234-6247  
ERIN.MYERS1@BNYMELLON.COM

CLIENT SERVICE MANAGER: SUSAN CALISE  
135 SANTILLI HIGHWAY AIM 026-0018  
EVERETT, MA 02149  
617-382-5217  
SUSAN.CALISE@BNYMELLON.COM

Go Paperless. Securely access your account online to view your statements. Ask your BNY Mellon contact how we can help you access your accounts, enter your own transactions or submit an audit confirmation online. Also be sure to ask how Connect(SM), our new web-based, single sign-on platform can help you go paperless.

Visit us at [www.bnymellon.com](http://www.bnymellon.com)

### Summary of Assets Held

Asset Classification	Market Value	Cost	Accrued Income	Est Annual Income	Market Yield
No Assets Held					

### Summary of Cash Transactions

Transaction Category	Current Period			Year-to-Date	
	Income	Principal	Realized Gains/Losses	Income	Principal
OPENING BALANCE	0.00	0.00		0.00	0.00
DIVIDENDS	12.13	0.00	0.00	179.85	0.00
SALES AND REDEMPTIONS	0.00	900,000.00	0.00	0.00	18,463,128.00
OTHER CASH ADDITIONS	0.00	12.13	0.00	0.00	20,842,035.67
PAYMENTS AND WITHDRAWALS	12.13 -	900,000.00 -	0.00	179.85 -	22,285,672.95 -
PURCHASES	0.00	12.13 -	0.00	0.00	17,019,490.72 -
CLOSING BALANCE	0.00	0.00	0.00	0.00	0.00

The above cash transactions summary is provided for information purposes only and may not reflect actual taxable income or deductible expenses as reportable under the Internal Revenue Code.

20140101 09:00 AM

C 07710 M 1 P03 S 132665





**BNY MELLON**

The Bank of New York Mellon Trust Company, N.A.

Statement Period 12/01/2014 Through 12/31/2014

Account 112600

KCWA GENERAL REVENUE ACCOUNT

**Statement of Transactions**

Transaction Date	Transaction Description	Income	Principal	Cost	Realized Gains/Losses
12/01/14	OPENING BALANCE	0.00	0.00	1,455,132.22	
12/01/14	Sale FIDELITY INSTL M MKT GOVT #57 CLASS 1 900,000.00 SHARES	0.00	900,000.00	900,000.00 -	0.00
12/01/14	Cash Debit XFER TO TAS#112602 PER REQ DTD 12/1/2014	0.00	900,000.00 -	0.00	0.00
12/01/14	DAILY ENDING BALANCE	0.00	0.00	555,132.22	0.00
12/02/14	Purchase FIDELITY INSTL M MKT GOVT #57 CLASS 1 12.13 SHARES	0.00	12.13 -	12.13	0.00
12/02/14	Dividend FIDELITY INSTL M MKT GOVT #57 CLASS 1 DIVIDEND	12.13	0.00	0.00	0.00
12/02/14	Cash Debit TRANSFERRED TO ACCOUNT 112600 FF	12.13 -	0.00	0.00	0.00
12/02/14	Cash Credit TRANSFERRED FROM ACCOUNT 112600 FF	0.00	12.13	0.00	0.00
12/02/14	DAILY ENDING BALANCE	0.00	0.00	555,144.35	0.00
12/08/14	Deliver FIDELITY INSTL M MKT GOVT #57 CLASS 1 DELIVER OFF TAS TO GSP TRNTAS2014120600315 555,144.35 SHARES	0.00	0.00	555,144.35 -	0.00
12/08/14	DAILY ENDING BALANCE	0.00	0.00	0.00	0.00
12/31/14	CLOSING BALANCE	0.00	0.00	0.00	0.00

Cumulative realized capital gain and loss position from 12/31/2013 for securities held in principal of account:

Short Term: 0.00 \* Long Term: 0.00 \*

\* The above gain and loss position does not include transactions where tax cost information is incomplete or unavailable.

Cash and securities set forth on this Account Statement are held by The Bank of New York Mellon, an affiliate of The Bank of New York Mellon Trust Company, N.A. In addition, The Bank of New York Mellon Trust Company, N.A. may utilize subsidiaries and affiliates to provide services and certain products to the Account. Subsidiaries and affiliates may be compensated for their services and products.

The value of securities set forth on this Account Statement are obtained by The Bank of New York Mellon Trust Company, N.A., from its affiliate, The Bank of New York Mellon which determines such values for Corporate Trust on the basis of market prices and information obtained by The Bank of New York Mellon from unaffiliated third parties (including independent pricing vendors) ("third party pricing services"). The Bank of New York Mellon has not verified such market values or information and makes no assurances as to the accuracy or correctness of such market values or information or that the market values set forth on this Account Statement reflect the value of the securities that can be realized upon the sale of such securities. In addition, the market values for the securities set forth in this Account Statement may differ from the market prices and information for the same securities used by other business units of The Bank of New York Mellon Trust Company, N.A., The Bank of New York Mellon or their respective subsidiaries or affiliates based upon market prices and information received from other third party pricing services utilized by such other business units. Corporate Trust does not compare its market values with those used by, or reconcile different market values used by, other business units of The Bank of New York Mellon Trust Company, N.A., The Bank of New York Mellon or their respective subsidiaries or affiliates. Neither The Bank of New York Mellon Trust Company, N.A. nor The Bank of New York Mellon shall be liable for any loss, damage or expense incurred as a result of or arising from or related to the market values or information provided by third party pricing services or the differences in market prices or information provided by other third party pricing services.



# BNY MELLON

The Bank of New York Mellon Trust Company, N.A.

KENT COUNTY WATER AUTHORITY  
FINANCE DIRECTOR  
1072 MAIN ST  
WEST WARWICK RI 02893-3724

## Account Statement

Statement Period 12/01/2014 Through 12/31/2014

Account 112601  
KCWA OPERATING REVENUE ALLOWANCE

ADMINISTRATIVE CONTACT: ERIN METENY  
525 WILLIAM PENN PLACE AIM 153-3800-38TH FL  
PITTSBURGH, PA 15259  
412-234-6247  
ERIN.MYERS1@BNYMELLON.COM

CLIENT SERVICE MANAGER: SUSAN CALISE  
135 SANTILLI HIGHWAY AIM 026-0018  
EVERETT, MA 02149  
617-382-5217  
SUSAN.CALISE@BNYMELLON.COM

Go Paperless. Securely access your account online to view your statements. Ask your BNY Mellon contact how we can help you access your accounts, enter your own transactions or submit an audit confirmation online. Also be sure to ask how Connect(SM), our new web-based, single sign-on platform can help you go paperless.

Visit us at [www.bnymellon.com](http://www.bnymellon.com)

## Summary of Assets Held

Asset Classification	Market Value	Cost	Accrued Income	Est Annual Income	Market Yield
----------------------	--------------	------	----------------	-------------------	--------------

No Assets Held

## Summary of Cash Transactions

Transaction Category	Current Period			Year-to-Date	
	Income	Principal	Realized Gains/Losses	Income	Principal
OPENING BALANCE	0.00	0.00		0.00	0.00
DIVIDENDS	10.83	0.00	0.00	118.19	0.00
OTHER CASH ADDITIONS	0.00	10.83	0.00	0.00	267,469.45
PAYMENTS AND WITHDRAWALS	10.83 -	0.00	0.00	118.19 -	0.00
PURCHASES	0.00	10.83 -	0.00	0.00	267,469.45 -
CLOSING BALANCE	0.00	0.00	0.00	0.00	0.00

The above cash transactions summary is provided for information purposes only and may not reflect actual taxable income or deductible expenses as reportable under the Internal Revenue Code.

006650 XBNEF002 024783

5 9/7/10 3 1403 5 192685



**BNY MELLON**

The Bank of New York Mellon Trust Company, N.A.

Statement Period 12/01/2014 Through 12/31/2014

Account 112601

KCWA OPERATING REVENUE ALLOWANCE

### Statement of Transactions

Transaction Date	Transaction Description	Income	Principal	Cost	Realized Gains/Losses
12/01/14	OPENING BALANCE	0.00	0.00	1,337,052.00	
12/02/14	Purchase FIDELITY INSTL M MKT GOVT #57 CLASS 1 10.83 SHARES	0.00	10.83 -	10.83	0.00
12/02/14	Dividend FIDELITY INSTL M MKT GOVT #57 CLASS 1 DIVIDEND	10.83	0.00	0.00	0.00
12/02/14	Cash Debit TRANSFERRED TO ACCOUNT 112601 FF	10.83 -	0.00	0.00	0.00
12/02/14	Cash Credit TRANSFERRED FROM ACCOUNT 112601 FF	0.00	10.83	0.00	0.00
12/02/14	DAILY ENDING BALANCE	0.00	0.00	1,337,062.83	0.00
12/08/14	Deliver FIDELITY INSTL M MKT GOVT #57 CLASS 1 DELIVER OFF TAS TO GSP TRNTAS2014120600316 1,337,062.83 SHARES	0.00	0.00	1,337,062.83 -	0.00
12/08/14	DAILY ENDING BALANCE	0.00	0.00	0.00	0.00
12/31/14	CLOSING BALANCE	0.00	0.00	0.00	0.00

Cumulative realized capital gain and loss position from 12/31/2013 for securities held in principal of account:

Short Term: 0.00 \* Long Term: 0.00 \*

\* The above gain and loss position does not include transactions where tax cost information is incomplete or unavailable.

Cash and securities set forth on this Account Statement are held by The Bank of New York Mellon, an affiliate of The Bank of New York Mellon Trust Company, N.A. In addition, The Bank of New York Mellon Trust Company, N.A. may utilize subsidiaries and affiliates to provide services and certain products to the Account. Subsidiaries and affiliates may be compensated for their services and products.

The value of securities set forth on this Account Statement are obtained by The Bank of New York Mellon Trust Company, N.A., from its affiliate, The Bank of New York Mellon which determines such values for Corporate Trust on the basis of market prices and information obtained by The Bank of New York Mellon from unaffiliated third parties (including independent pricing vendors) ("third party pricing services"). The Bank of New York Mellon has not verified such market values or information and makes no assurances as to the accuracy or correctness of such market values or information or that the market values set forth on this Account Statement reflect the value of the securities that can be realized upon the sale of such securities. In addition, the market values for the securities set forth in this Account Statement may differ from the market prices and information for the same securities used by other business units of The Bank of New York Mellon Trust Company, N.A., The Bank of New York Mellon or their respective subsidiaries or affiliates based upon market prices and information received from other third party pricing services utilized by such other business units. Corporate Trust does not compare its market values with those used by, or reconcile different market values used by, other business units of The Bank of New York Mellon Trust Company, N.A., The Bank of New York Mellon or their respective subsidiaries or affiliates. Neither The Bank of New York Mellon Trust Company, N.A. nor The Bank of New York Mellon shall be liable for any loss, damage or expense incurred as a result of or arising from or related to the market values or information provided by third party pricing services or the differences in market prices or information provided by other third party pricing services.



# BNY MELLON

The Bank of New York Mellon Trust Company, N.A.

WENT COUNTY WATER AUTHORITY  
FINANCE DIRECTOR  
1072 MAIN ST  
WEST WARWICK RI 02893-3724

## Account Statement

Statement Period 12/01/2014 Through 12/31/2014

Account 112602  
KCWA GEN OP MAINT ACCT

ADMINISTRATIVE CONTACT: ERIN METENY  
525 WILLIAM PENN PLACE AIM 153-3800-38TH FL  
PITTSBURGH, PA 15259  
412-234-6247  
ERIN.MYERS1@BNYMELLON.COM

CLIENT SERVICE MANAGER: SUSAN CALISE  
135 SANTILLI HIGHWAY AIM 026-0018  
EVERETT, MA 02149  
617-382-5217  
SUSAN.CALISE@BNYMELLON.COM

Go Paperless. Securely access your account online to view your statements. Ask your BNY Mellon contact how we can help you access your accounts, enter your own transactions or submit an audit confirmation online. Also be sure to ask how Connect(SM), our new web-based, single sign-on platform can help you go paperless.

Visit us at [www.bnymellon.com](http://www.bnymellon.com)

## Summary of Assets Held

Asset Classification	Market Value	Cost	Accrued Income	Est Annual Income	Market Yield
No Assets Held					

## Summary of Cash Transactions

Transaction Category	Current Period			Year-to-Date	
	Income	Principal	Realized Gains/Losses	Income	Principal
OPENING BALANCE	0.00	0.00		0.00	0.00
DIVIDENDS	0.07	0.00	0.00	0.21	0.00
SALES AND REDEMPTIONS	0.00	0.00	0.00	0.00	400,229.32
OTHER CASH ADDITIONS	0.00	900,000.07	0.00	0.00	12,400,229.53
PAYMENTS AND WITHDRAWALS	0.07 -	900,000.00 -	0.00	0.21 -	12,400,229.32 -
PURCHASES	0.00	0.07 -	0.00	0.00	400,229.53 -
CLOSING BALANCE	0.00	0.00	0.00	0.00	0.00

The above cash transactions summary is provided for information purposes only and may not reflect actual taxable income or deductible expenses as reportable under the Internal Revenue Code.



BNY MELLON

The Bank of New York Mellon Trust Company, N.A.

Statement Period: 12/01/2014 Through 12/31/2014

Account 112602

KCWA GEN OP MAINT ACCT

Statement of Transactions

Transaction Date	Transaction Description	Income	Principal	Cost	Realized Gains/Losses
12/01/14	OPENING BALANCE	0.00	0.00	0.38	
12/01/14	Cash Debit BANK OF AMERICA N.A, RI ABA: 011500010 728018921 KCWA GENERAL FUND WIRE TO KCWA - BANK OF AMERICA. PURPOSE OF PAYMENT - PARTIAL FUNDING OF APPROVED BUDGET PER REQ DATED 12/01/14 TRNDSP1412015808200	0.00	900,000.00 -	0.00	0.00
12/01/14	Cash Credit XFER FROM TAS 112600PER REQ DTD 12/1/2014	0.00	900,000.00	0.00	0.00
12/01/14	DAILY ENDING BALANCE	0.00	0.00	0.38	0.00
12/02/14	Purchase FIDELITY INSTL M MKT GOVT #57 CLASS 1 0.07 SHARES	0.00	0.07 -	0.07	0.00
12/02/14	Dividend FIDELITY INSTL M MKT GOVT #57 CLASS 1 DIVIDEND	0.07	0.00	0.00	0.00
12/02/14	Cash Debit TRANSFERRED TO ACCOUNT 112602 FF	0.07 -	0.00	0.00	0.00
12/02/14	Cash Credit TRANSFERRED FROM ACCOUNT 112602 FF	0.00	0.07	0.00	0.00
12/02/14	DAILY ENDING BALANCE	0.00	0.00	0.45	0.00
12/08/14	Deliver FIDELITY INSTL M MKT GOVT #57 CLASS 1 DELIVER OFF TAS TO GSP TRNTAS2014120600317 0.45 SHARES	0.00	0.00	0.45 -	0.00
12/08/14	DAILY ENDING BALANCE	0.00	0.00	0.00	0.00

12/31/14	CLOSING BALANCE	0.00	0.00	0.00	0.00
----------	-----------------	------	------	------	------

Cumulative realized capital gain and loss position from 12/31/2013 for securities held in principal of account:

Short Term:	0.00 *	Long Term:	0.00 *
-------------	--------	------------	--------

\* The above gain and loss position does not include transactions where tax cost information is incomplete or unavailable.

Cash and securities set forth on this Account Statement are held by The Bank of New York Mellon, an affiliate of The Bank of New York Mellon Trust Company, N.A. In addition, The Bank of New York Mellon Trust Company, N.A. may utilize subsidiaries and affiliates to provide services and certain products to the Account. Subsidiaries and affiliates may be compensated for their services and products.

The value of securities set forth on this Account Statement are obtained by The Bank of New York Mellon Trust Company, N.A., from its affiliate, The Bank of New York Mellon which determines such values for Corporate Trust on the basis of market prices and information obtained by The Bank of New York Mellon from unaffiliated third parties (including independent pricing vendors) ("third party pricing services"). The Bank of New York Mellon has not verified such market values or information and makes no assurances as to the accuracy or correctness of such market values or information or that the market values set forth on this Account Statement reflect the value of the securities that can be realized upon the sale of such securities. In addition, the market values for the securities set forth in this Account Statement may differ from the market prices and information for the same securities used by other business units of The Bank of New York Mellon Trust Company, N.A., The Bank of New York Mellon or their respective subsidiaries or affiliates based upon market prices and information received from other third party pricing services utilized by such other business units. Corporate Trust does not compare its market values with those used by, or reconcile different market values used by, other business units of The Bank of New York Mellon Trust Company, N.A., The Bank of New York Mellon or their respective subsidiaries or affiliates. Neither The Bank of New York Mellon Trust Company, N.A. nor The Bank of New York Mellon shall be liable for any loss, damage or expense incurred as a result of or arising from or related to the market values or information provided by third party pricing services or the differences in market prices or information provided by other third party pricing services.

B 1/17/14 11:15:53



**BNY MELLON**

The Bank of New York Mellon Trust Company, N.A.

**KENT COUNTY WATER AUTHORITY  
FINANCE DIRECTOR  
1072 MAIN ST  
WEST WARWICK RI 02893-3724**

### Account Statement

Statement Period 12/01/2014 Through 12/31/2014

Account 112603  
KCWA GEN REN REP RESV ACCT

**ADMINISTRATIVE CONTACT: ERIN METENY**  
525 WILLIAM PENN PLACE AIM 153-3800-38TH FL  
PITTSBURGH, PA 15259  
412-234-6247  
ERIN.MYERS1@BNYMELLON.COM

**CLIENT SERVICE MANAGER: SUSAN CALISE**  
135 SANTILLI HIGHWAY AIM 026-0018  
EVERETT, MA 02149  
617-382-5217  
SUSAN.CALISE@BNYMELLON.COM

Go Paperless. Securely access your account online to view your statements. Ask your BNY Mellon contact how we can help you access your accounts, enter your own transactions or submit an audit confirmation online. Also be sure to ask how Connect(SM), our new web-based, single sign-on platform can help you go paperless.

Visit us at [www.bnymellon.com](http://www.bnymellon.com)

### Summary of Assets Held

Asset Classification	Market Value	Cost	Accrued Income	Est Annual Income	Market Yield
----------------------	--------------	------	----------------	-------------------	--------------

No Assets Held

### Summary of Cash Transactions

Transaction Category	Current Period			Year-to-Date	
	Income	Principal	Realized Gains/Losses	Income	Principal
OPENING BALANCE	0.00	0.00		0.00	0.00
DIVIDENDS	11.10	0.00	0.00	128.51	0.00
OTHER CASH ADDITIONS	0.00	11.10	0.00	0.00	74,031.82
PAYMENTS AND WITHDRAWALS	11.10 -	0.00	0.00	128.51 -	0.00
PURCHASES	0.00	11.10 -	0.00	0.00	74,031.82 -
<b>CLOSING BALANCE</b>	<b>0.00</b>	<b>0.00</b>	<b>0.00</b>	<b>0.00</b>	<b>0.00</b>

The above cash transactions summary is provided for information purposes only and may not reflect actual taxable income or deductible expenses as reportable under the Internal Revenue Code.

006650 XBNEF002 024785

0 07710 m 1 P03 5 132,665



**BNY MELLON**

The Bank of New York Mellon Trust Company, N.A.

Statement Period 12/01/2014 Through 12/31/2014  
Account 112603  
KCWA GEN REN REP RESV ACCT

### Statement of Transactions

Transaction Date	Transaction Description	Income	Principal	Cost	Realized Gains/Losses
12/01/14	OPENING BALANCE	0.00	0.00	1,346,783.11	
12/02/14	Purchase FIDELITY INSTL M MKT GOVT #57 CLASS 1 11.10 SHARES	0.00	11.10 -	11.10	0.00
12/02/14	Dividend FIDELITY INSTL M MKT GOVT #57 CLASS 1 DIVIDEND	11.10	0.00	0.00	0.00
12/02/14	Cash Debit TRANSFERRED TO ACCOUNT 112603 FF	11.10 -	0.00	0.00	0.00
12/02/14	Cash Credit TRANSFERRED FROM ACCOUNT 112603 FF	0.00	11.10	0.00	0.00
12/02/14	DAILY ENDING BALANCE	0.00	0.00	1,346,794.21	0.00
12/08/14	Deliver FIDELITY INSTL M MKT GOVT #57 CLASS 1 DELIVER OFF TAS TO GSP TRNTAS2014120600318 1,346,794.21 SHARES	0.00	0.00	1,346,794.21 -	0.00
12/08/14	DAILY ENDING BALANCE	0.00	0.00	0.00	0.00
12/31/14	CLOSING BALANCE	0.00	0.00	0.00	0.00

Cumulative realized capital gain and loss position from 12/31/2013 for securities held in principal of account:

Short Term: 0.00 \* Long Term: 0.00 \*

\* The above gain and loss position does not include transactions where tax cost information is incomplete or unavailable.

Cash and securities set forth on this Account Statement are held by The Bank of New York Mellon, an affiliate of The Bank of New York Mellon Trust Company, N.A. In addition, The Bank of New York Mellon Trust Company, N.A. may utilize subsidiaries and affiliates to provide services and certain products to the Account. Subsidiaries and affiliates may be compensated for their services and products.

The value of securities set forth on this Account Statement are obtained by The Bank of New York Mellon Trust Company, N.A., from its affiliate, The Bank of New York Mellon which determines such values for Corporate Trust on the basis of market prices and information obtained by The Bank of New York Mellon from unaffiliated third parties (including independent pricing vendors) ("third party pricing services"). The Bank of New York Mellon has not verified such market values or information and makes no assurances as to the accuracy or correctness of such market values or information or that the market values set forth on this Account Statement reflect the value of the securities that can be realized upon the sale of such securities. In addition, the market values for the securities set forth in this Account Statement may differ from the market prices and information for the same securities used by other business units of The Bank of New York Mellon Trust Company, N.A., The Bank of New York Mellon or their respective subsidiaries or affiliates based upon market prices and information received from other third party pricing services utilized by such other business units. Corporate Trust does not compare its market values with those used by, or reconcile different market values used by, other business units of The Bank of New York Mellon Trust Company, N.A., The Bank of New York Mellon or their respective subsidiaries or affiliates. Neither The Bank of New York Mellon Trust Company, N.A. nor The Bank of New York Mellon shall be liable for any loss, damage or expense incurred as a result of or arising from or related to the market values or information provided by third party pricing services or the differences in market prices or information provided by other third party pricing services.



# BNY MELLON

The Bank of New York Mellon Trust Company, N.A.

KENT COUNTY WATER AUTHORITY  
FINANCE DIRECTOR  
1072 MAIN ST  
WEST WARWICK RI 02893-3724

Go Paperless. Securely access your account online to view your statements. Ask your BNY Mellon contact how we can help you access your accounts, enter your own transactions or submit an audit confirmation online. Also be sure to ask how Connect(SM), our new web-based, single sign-on platform can help you go paperless.

Visit us at [www.bnymellon.com](http://www.bnymellon.com)

## Account Statement

Statement Period 12/01/2014 Through 12/31/2014

Account 112604  
KCWA GEN RENEWAL AND REPLACEMENT AC

ADMINISTRATIVE CONTACT: ERIN METENY  
525 WILLIAM PENN PLACE AIM 153-3800-38TH FL  
PITTSBURGH, PA 15259  
412-234-6247  
ERIN.MYERS1@BNYMELLON.COM

CLIENT SERVICE MANAGER: SUSAN CALISE  
135 SANTILLI HIGHWAY AIM 026-0018  
EVERETT, MA 02149  
617-382-5217  
SUSAN.CALISE@BNYMELLON.COM

## Summary of Assets Held

Asset Classification	Market Value	Cost	Accrued Income	Est Annual Income	Market Yield
----------------------	--------------	------	----------------	-------------------	--------------

No Assets Held

## Summary of Cash Transactions

Transaction Category	Current Period			Year-to-Date	
	Income	Principal	Realized Gains/Losses	Income	Principal
OPENING BALANCE	0.00	0.00		0.00	0.00
DIVIDENDS	2.42	0.00	0.00	26.52	0.00
SALES AND REDEMPTIONS	0.00	0.00	0.00	0.00	75,442.67
OTHER CASH ADDITIONS	0.00	2.42	0.00	0.00	91,693.15
PAYMENTS AND WITHDRAWALS	2.42 -	0.00	0.00	26.52 -	83,776.00 -
PURCHASES	0.00	2.42 -	0.00	0.00	83,359.82 -
CLOSING BALANCE	0.00	0.00	0.00	0.00	0.00

The above cash transactions summary is provided for information purposes only and may not reflect actual taxable income or deductible expenses as reportable under the Internal Revenue Code.

006650 XENNEP002 024786

97710 m 1 PDS s 132,659





**BNY MELLON**

The Bank of New York Mellon Trust Company, N.A.

Statement Period 12/01/2014 Through 12/31/2014

Account 112604

KOWA GEN RENEWAL AND REPLACEMENT AC

**Statement of Transactions**

Transaction Date	Transaction Description	Income	Principal	Cost	Realized Gains/Losses
12/01/14	OPENING BALANCE	0.00	0.00	304,614.86	
12/02/14	Purchase FIDELITY INSTL M MKT GOVT #57 CLASS 1 2.42 SHARES	0.00	2.42 -	2.42	0.00
12/02/14	Dividend FIDELITY INSTL M MKT GOVT #57 CLASS 1 DIVIDEND	2.42	0.00	0.00	0.00
12/02/14	Cash Debit TRANSFERRED TO ACCOUNT 112604 FF	2.42 -	0.00	0.00	0.00
12/02/14	Cash Credit TRANSFERRED FROM ACCOUNT 112604 FF	0.00	2.42	0.00	0.00
12/02/14	DAILY ENDING BALANCE	0.00	0.00	304,617.28	0.00
12/08/14	Deliver FIDELITY INSTL M MKT GOVT #57 CLASS 1 DELIVER OFF TAS TO GSP TRNTAS2014120600319 304,617.28 SHARES	0.00	0.00	304,617.28 -	0.00
12/08/14	DAILY ENDING BALANCE	0.00	0.00	0.00	0.00
12/31/14	CLOSING BALANCE	0.00	0.00	0.00	0.00

Cumulative realized capital gain and loss position from 12/31/2013 for securities held in principal of account:

Short Term: 0.00 \* Long Term: 0.00 \*

\* The above gain and loss position does not include transactions where tax cost information is incomplete or unavailable.

Cash and securities set forth on this Account Statement are held by The Bank of New York Mellon, an affiliate of The Bank of New York Mellon Trust Company, N.A. In addition, The Bank of New York Mellon Trust Company, N.A. may utilize subsidiaries and affiliates to provide services and certain products to the Account. Subsidiaries and affiliates may be compensated for their services and products.

The value of securities set forth on this Account Statement are obtained by The Bank of New York Mellon Trust Company, N.A., from its affiliate, The Bank of New York Mellon which determines such values for Corporate Trust on the basis of market prices and information obtained by The Bank of New York Mellon from unaffiliated third parties (including independent pricing vendors) ("third party pricing services"). The Bank of New York Mellon has not verified such market values or information and makes no assurances as to the accuracy or correctness of such market values or information or that the market values set forth on this Account Statement reflect the value of the securities that can be realized upon the sale of such securities. In addition, the market values for the securities set forth in this Account Statement may differ from the market prices and information for the same securities used by other business units of The Bank of New York Mellon Trust Company, N.A., The Bank of New York Mellon or their respective subsidiaries or affiliates based upon market prices and information received from other third party pricing services utilized by such other business units. Corporate Trust does not compare its market values with those used by, or reconcile different market values used by, other business units of The Bank of New York Mellon Trust Company, N.A., The Bank of New York Mellon or their respective subsidiaries or affiliates. Neither The Bank of New York Mellon Trust Company, N.A. nor The Bank of New York Mellon shall be liable for any loss, damage or expense incurred as a result of or arising from or related to the market values or information provided by third party pricing services or the differences in market prices or information provided by other third party pricing services.



**BNY MELLON**

The Bank of New York Mellon Trust Company, N.A.

**KENT COUNTY WATER AUTHORITY  
FINANCE DIRECTOR  
1072 MAIN ST  
WEST WARWICK RI 02893-3724**

### Account Statement

Statement Period 12/01/2014 Through 12/31/2014

Account 112605  
KCWA INFRASTRUCTURE ACCT

**ADMINISTRATIVE CONTACT: ERIN METENY**  
525 WILLIAM PENN PLACE AIM 153-3800-38TH FL  
PITTSBURGH, PA 15259  
412-234-6247  
ERIN.MYERS1@BNYMELLON.COM

**CLIENT SERVICE MANAGER: SUSAN CALISE**  
135 SANTILLI HIGHWAY AIM 026-0018  
EVERETT, MA 02149  
617-382-5217  
SUSAN.CALISE@BNYMELLON.COM

Go Paperless. Securely access your account online to view your statements. Ask your BNY Mellon contact how we can help you access your accounts, enter your own transactions or submit an audit confirmation online. Also be sure to ask how Connect(SM), our new web-based, single sign-on platform can help you go paperless.

Visit us at [www.bnymellon.com](http://www.bnymellon.com)

### Summary of Assets Held

Asset Classification	Market Value	Cost	Accrued Income	Est Annual Income	Market Yield
No Assets Held					

### Summary of Cash Transactions

Transaction Category	Current Period			Year-to-Date	
	Income	Principal	Realized Gains/Losses	Income	Principal
OPENING BALANCE	0.00	0.00		0.00	0.00
INTEREST	55.28	0.00	0.00	597.99	0.00
SALES AND REDEMPTIONS	0.00	173,201.04	0.00	0.00	5,191,104.61
OTHER CASH ADDITIONS	0.00	55.28	0.00	0.00	6,031,883.22
PAYMENTS AND WITHDRAWALS	55.28 -	173,256.32 -	0.00	597.99 -	5,191,159.89 -
PURCHASES	0.00	0.00	0.00	0.00	6,031,827.94 -
CLOSING BALANCE	0.00	0.00	0.00	0.00	0.00

The above cash transactions summary is provided for information purposes only and may not reflect actual taxable income or deductible expenses as reportable under the Internal Revenue Code.

006650 XCNVET-002 024787

c 97710 m 1 PD3 s 132671



**BNY MELLON**

The Bank of New York Mellon Trust Company, N.A.

Statement Period 12/01/2014 Through 12/31/2014  
Account 112605  
KOWA INFRASTRUCTURE ACCT

**Statement of Transactions**

Transaction Date	Transaction Description	Income	Principal	Cost	Realized Gains/Losses
12/01/14	OPENING BALANCE	0.00	0.00	7,106,091.73	
12/02/14	Sale FIDELITY INSTL M MKT GOVT #57 CLASS 1 173,201.04 SHARES	0.00	173,201.04	173,201.04 -	0.00
12/02/14	Dividend FIDELITY INSTL M MKT GOVT #57 CLASS 1 DIVIDEND	55.28	0.00	0.00	0.00
12/02/14	Check BOYLE & FOGARTY PAYMENT ON BEHALF OF KENT COUNTY WATER AUTHORITY REQUISITION DATED 12/01/14 IFR 2010B (252C) APPLICATION #16	0.00	173,256.32 -	0.00	0.00
12/02/14	Cash Debit TRANSFERRED TO ACCOUNT 112605 FF	55.28 -	0.00	0.00	0.00
12/02/14	Cash Credit TRANSFERRED FROM ACCOUNT 112605 FF	0.00	55.28	0.00	0.00
12/02/14	DAILY ENDING BALANCE	0.00	0.00	6,932,890.69	0.00
12/08/14	Deliver FIDELITY INSTL M MKT GOVT #57 CLASS 1 DELIVER OFF TAS TO GSP TRNTAS2014120600320 6,932,890.69 SHARES	0.00	0.00	6,932,890.69 -	0.00
12/08/14	DAILY ENDING BALANCE	0.00	0.00	0.00	0.00
12/31/14	CLOSING BALANCE	0.00	0.00	0.00	0.00

Cumulative realized capital gain and loss position from 12/31/2013 for securities held in principal of account:

Short Term: 0.00 \* Long Term: 0.00 \*

\* The above gain and loss position does not include transactions where tax cost information is incomplete or unavailable.

Cash and securities set forth on this Account Statement are held by The Bank of New York Mellon, an affiliate of The Bank of New York Mellon Trust Company, N.A. In addition, The Bank of New York Mellon Trust Company, N.A. may utilize subsidiaries and affiliates to provide services and certain products to the Account. Subsidiaries and affiliates may be compensated for their services and products.

The value of securities set forth on this Account Statement are obtained by The Bank of New York Mellon Trust Company, N.A., from its affiliate, The Bank of New York Mellon which determines such values for Corporate Trust on the basis of market prices and information obtained by The Bank of New York Mellon from unaffiliated third parties (including independent pricing vendors) ("third party pricing services"). The Bank of New York Mellon has not verified such market values or information and makes no assurances as to the accuracy or correctness of such market values or information or that the market values set forth on this Account Statement reflect the value of the securities that can be realized upon the sale of such securities. In addition, the market values for the securities set forth in this Account Statement may differ from the market prices and information for the same securities used by other business units of The Bank of New York Mellon Trust Company, N.A., The Bank of New York Mellon or their respective subsidiaries or affiliates based upon market prices and information received from other third party pricing services utilized by such other business units. Corporate Trust does not compare its market values with those used by, or reconcile different market values used by, other business units of The Bank of New York Mellon Trust Company, N.A., The Bank of New York Mellon or their respective subsidiaries or affiliates. Neither The Bank of New York Mellon Trust Company, N.A. nor The Bank of New York Mellon shall be liable for any loss, damage or expense incurred as a result of or arising from or related to the market values or information provided by third party pricing services or the differences in market prices or information provided by other third party pricing services.



# BNY MELLON

The Bank of New York Mellon Trust Company, N.A.

WENT COUNTY WATER AUTHORITY  
FINANCE DIRECTOR  
1072 MAIN ST  
WEST WARWICK RI 02893-3724

Go Paperless. Securely access your account online to view your statements. Ask your BNY Mellon contact how we can help you access your accounts, enter your own transactions or submit an audit confirmation online. Also be sure to ask how Connect(SM), our new web-based, single sign-on platform can help you go paperless.

Visit us at [www.bnymellon.com](http://www.bnymellon.com)

## Account Statement

Statement Period 12/01/2014 Through 12/31/2014

Account 112606  
KCWA OPER MAIN RESERVE ACCT

ADMINISTRATIVE CONTACT: ERIN METENY  
525 WILLIAM PENN PLACE AIM 153-3800-38TH FL  
PITTSBURGH, PA 15259  
412-234-6247  
ERIN.MYERS1@BNYMELLON.COM

CLIENT SERVICE MANAGER: SUSAN CALISE  
135 SANTILLI HIGHWAY AIM 026-0018  
EVERETT, MA 02149  
617-382-5217  
SUSAN.CALISE@BNYMELLON.COM

## Summary of Assets Held

Asset Classification	Market Value	Cost	Accrued Income	Est Annual Income	Market Yield
----------------------	--------------	------	----------------	-------------------	--------------

No Assets Held

## Summary of Cash Transactions

Transaction Category	Current Period			Year-to-Date	
	Income	Principal	Realized Gains/Losses	Income	Principal
OPENING BALANCE	0.00	0.00		0.00	0.00
DIVIDENDS	19.57	0.00	0.00	247.58	0.00
SALES AND REDEMPTIONS	0.00	0.00	0.00	0.00	111,286.46
OTHER CASH ADDITIONS	0.00	19.57	0.00	0.00	247.58
PAYMENTS AND WITHDRAWALS	19.57 -	0.00	0.00	247.58 -	111,286.46 -
PURCHASES	0.00	19.57 -	0.00	0.00	247.58 -
CLOSING BALANCE	0.00	0.00	0.00	0.00	0.00

The above cash transactions summary is provided for information purposes only and may not reflect actual taxable income or deductible expenses as reportable under the Internal Revenue Code.



**BNY MELLON**

The Bank of New York Mellon Trust Company, N.A.

Statement Period 12/01/2014 Through 12/31/2014  
Account 112606  
KCWA OPER MAIN RESERVE ACCT

### Statement of Transactions

Transaction Date	Transaction Description	Income	Principal	Cost	Realized Gains/Losses
12/01/14	OPENING BALANCE	0.00	0.00	2,382,101.98	
12/02/14	Purchase FIDELITY INSTL M MKT GOVT #57 CLASS 1 19.57 SHARES	0.00	19.57 -	19.57	0.00
12/02/14	Dividend FIDELITY INSTL M MKT GOVT #57 CLASS 1 DIVIDEND	19.57	0.00	0.00	0.00
12/02/14	Cash Debit TRANSFERRED TO ACCOUNT 112606 FF	19.57 -	0.00	0.00	0.00
12/02/14	Cash Credit TRANSFERRED FROM ACCOUNT 112606 FF	0.00	19.57	0.00	0.00
12/02/14	DAILY ENDING BALANCE	0.00	0.00	2,382,121.55	0.00
12/08/14	Deliver FIDELITY INSTL M MKT GOVT #57 CLASS 1 DELIVER OFF TAS TO GSP TRNTAS2014120600321 2,382,121.55 SHARES	0.00	0.00	2,382,121.55 -	0.00
12/08/14	DAILY ENDING BALANCE	0.00	0.00	0.00	0.00
12/31/14	CLOSING BALANCE	0.00	0.00	0.00	0.00

Cumulative realized capital gain and loss position from 12/31/2013 for securities held in principal of account:

Short Term: 0.00 \* Long Term: 0.00 \*

\* The above gain and loss position does not include transactions where tax cost information is incomplete or unavailable.

Cash and securities set forth on this Account Statement are held by The Bank of New York Mellon, an affiliate of The Bank of New York Mellon Trust Company, N.A. In addition, The Bank of New York Mellon Trust Company, N.A. may utilize subsidiaries and affiliates to provide services and certain products to the Account. Subsidiaries and affiliates may be compensated for their services and products.

The value of securities set forth on this Account Statement are obtained by The Bank of New York Mellon Trust Company, N.A., from its affiliate, The Bank of New York Mellon which determines such values for Corporate Trust on the basis of market prices and information obtained by The Bank of New York Mellon from unaffiliated third parties (including independent pricing vendors) ("third party pricing services"). The Bank of New York Mellon has not verified such market values or information and makes no assurances as to the accuracy or correctness of such market values or information or that the market values set forth on this Account Statement reflect the value of the securities that can be realized upon the sale of such securities. In addition, the market values for the securities set forth in this Account Statement may differ from the market prices and information for the same securities used by other business units of The Bank of New York Mellon Trust Company, N.A., The Bank of New York Mellon or their respective subsidiaries or affiliates based upon market prices and information received from other third party pricing services utilized by such other business units. Corporate Trust does not compare its market values with those used by, or reconcile different market values used by, other business units of The Bank of New York Mellon Trust Company, N.A., The Bank of New York Mellon or their respective subsidiaries or affiliates. Neither The Bank of New York Mellon Trust Company, N.A. nor The Bank of New York Mellon shall be liable for any loss, damage or expense incurred as a result of or arising from or related to the market values or information provided by third party pricing services or the differences in market prices or information provided by other third party pricing services.



# BNY MELLON

The Bank of New York Mellon Trust Company, N.A.

KENT COUNTY WATER AUTHORITY  
FINANCE DIRECTOR  
1072 MAIN ST  
WEST WARWICK RI 02893-3724

## Account Statement

Statement Period 12/01/2014 Through 12/31/2014

Account 112612  
KCWA DEBT SERVICE SAVINGS 2004

ADMINISTRATIVE CONTACT: ERIN METENY  
525 WILLIAM PENN PLACE AIM 153-3800-38TH FL  
PITTSBURGH, PA 15259  
412-234-6247  
ERIN.MYERS1@BNYMELLON.COM

CLIENT SERVICE MANAGER: SUSAN CALISE  
135 SANTILLI HIGHWAY AIM 026-0018  
EVERETT, MA 02149  
617-382-5217  
SUSAN.CALISE@BNYMELLON.COM

Go Paperless. Securely access your account online to view your statements. Ask your BNY Mellon contact how we can help you access your accounts, enter your own transactions or submit an audit confirmation online. Also be sure to ask how Connect(SM), our new web-based, single sign-on platform can help you go paperless.

Visit us at [www.bnymellon.com](http://www.bnymellon.com)

## Summary of Assets Held

Asset Classification	Market Value	Cost	Accrued Income	Est Annual Income	Market Yield
----------------------	--------------	------	----------------	-------------------	--------------

No Assets Held

## Summary of Cash Transactions

Transaction Category	Current Period			Year-to-Date	
	Income	Principal	Realized Gains/Losses	Income	Principal
OPENING BALANCE	0.00	0.00		0.00	0.00
DIVIDENDS	4.32	0.00	0.00	56.59	0.00
SALES AND REDEMPTIONS	0.00	0.00	0.00	0.00	1,014,062.41
OTHER CASH ADDITIONS	0.00	4.32	0.00	0.00	1,151,587.01
PAYMENTS AND WITHDRAWALS	4.32 -	0.00	0.00	56.59 -	1,106,112.50 -
PURCHASES	0.00	4.32 -	0.00	0.00	1,059,536.92 -
CLOSING BALANCE	0.00	0.00	0.00	0.00	0.00

The above cash transactions summary is provided for information purposes only and may not reflect actual taxable income or deductible expenses as reportable under the Internal Revenue Code.

006650 XBNEF002 024789

C 07710 M 1 P03 S 132.672



**BNY MELLON**

The Bank of New York Mellon Trust Company, N.A.

Statement Period 12/01/2014 Through 12/31/2014

Account 112612

KCWA DEBT SERVICE SAVINGS 2004

### Statement of Transactions

Transaction Date	Transaction Description	Income	Principal	Cost	Realized Gains/Losses
12/01/14	OPENING BALANCE	0.00	0.00	598,610.18	
12/02/14	Purchase FIDELITY INSTL M MKT GOVT #57 CLASS 1 4.32 SHARES	0.00	4.32 -	4.32	0.00
12/02/14	Dividend FIDELITY INSTL M MKT GOVT #57 CLASS 1 DIVIDEND	4.32	0.00	0.00	0.00
12/02/14	Cash Debit TRANSFERRED TO ACCOUNT 112612 FF	4.32 -	0.00	0.00	0.00
12/02/14	Cash Credit TRANSFERRED FROM ACCOUNT 112612 FF	0.00	4.32	0.00	0.00
12/02/14	DAILY ENDING BALANCE	0.00	0.00	598,614.50	0.00
12/08/14	Deliver FIDELITY INSTL M MKT GOVT #57 CLASS 1 DELIVER OFF TAS TO GSP TRNTAS2014120600322 598,614.50 SHARES	0.00	0.00	598,614.50 -	0.00
12/08/14	DAILY ENDING BALANCE	0.00	0.00	0.00	0.00
12/31/14	CLOSING BALANCE	0.00	0.00	0.00	0.00

Cumulative realized capital gain and loss position from 12/31/2013 for securities held in principal of account:

Short Term: 0.00 \* Long Term: 0.00 \*

\* The above gain and loss position does not include transactions where tax cost information is incomplete or unavailable.

Cash and securities set forth on this Account Statement are held by The Bank of New York Mellon, an affiliate of The Bank of New York Mellon Trust Company, N.A. In addition, The Bank of New York Mellon Trust Company, N.A. may utilize subsidiaries and affiliates to provide services and certain products to the Account. Subsidiaries and affiliates may be compensated for their services and products.

The value of securities set forth on this Account Statement are obtained by The Bank of New York Mellon Trust Company, N.A., from its affiliate, The Bank of New York Mellon which determines such values for Corporate Trust on the basis of market prices and information obtained by The Bank of New York Mellon from unaffiliated third parties (including independent pricing vendors) ("third party pricing services"). The Bank of New York Mellon has not verified such market values or information and makes no assurances as to the accuracy or correctness of such market values or information or that the market values set forth on this Account Statement reflect the value of the securities that can be realized upon the sale of such securities. In addition, the market values for the securities set forth in this Account Statement may differ from the market prices and information for the securities used by other business units of The Bank of New York Mellon Trust Company, N.A., The Bank of New York Mellon or their respective subsidiaries or affiliates based upon market prices and information received from other third party pricing services utilized by such other business units. Corporate Trust does not compare its market values with those used by, or reconcile different market values used by, other business units of The Bank of New York Mellon Trust Company, N.A., The Bank of New York Mellon or their respective subsidiaries or affiliates. Neither The Bank of New York Mellon Trust Company, N.A. nor The Bank of New York Mellon shall be liable for any loss, damage or expense incurred as a result of or arising from or related to the market values or information provided by third party pricing services or the differences in market prices or information provided by other third party pricing services.



# BNY MELLON

The Bank of New York Mellon Trust Company, N.A.

KENT COUNTY WATER AUTHORITY  
FINANCE DIRECTOR  
1072 MAIN ST  
WEST WARWICK RI 02893-3724

## Account Statement

Statement Period 12/01/2014 Through 12/31/2014

Account 112613  
KCWA SER 2004A DEBT SERV RESRV

Go Paperless. Securely access your account online to view your statements. Ask your BNY Mellon contact how we can help you access your accounts, enter your own transactions or submit an audit confirmation online. Also be sure to ask how Connect(SM), our new web-based, single sign-on platform can help you go paperless.

ADMINISTRATIVE CONTACT: ERIN METENY  
525 WILLIAM PENN PLACE AIM 153-3800-38TH FL  
PITTSBURGH, PA 15259  
412-234-6247  
ERIN.MYERS1@BNYMELLON.COM

Visit us at [www.bnymellon.com](http://www.bnymellon.com)

CLIENT SERVICE MANAGER: SUSAN CALISE  
135 SANTILLI HIGHWAY AIM 026-0018  
EVERETT, MA 02149  
617-382-5217  
SUSAN.CALISE@BNYMELLON.COM

## Summary of Assets Held

Asset Classification	Market Value	Cost	Accrued Income	Est Annual Income	Market Yield
No Assets Held					

## Summary of Cash Transactions

Transaction Category	Current Period			Year-to-Date	
	Income	Principal	Realized Gains/Losses	Income	Principal
OPENING BALANCE	1.12	0.00		0.00	0.00
DEBTS	0.00	0.00	0.00	14.49	0.00
INTEREST	0.00	0.00	0.00	4,103.36	0.00
SALES AND REDEMPTIONS	0.00	0.00	0.00	0.00	441,546.54
OTHER CASH ADDITIONS	0.00	0.00	0.00	0.00	13.32
PAYMENTS AND WITHDRAWALS	1.12 -	0.00	0.00	4,117.85 -	225,650.22 -
PURCHASES	0.00	0.00	0.00	0.00	215,909.64 -
CLOSING BALANCE	0.00	0.00	0.00	0.00	0.00

The above cash transactions summary is provided for information purposes only and may not reflect actual taxable income or deductible expenses as reportable under the Internal Revenue Code.





BNY MELLON

The Bank of New York Mellon Trust Company, N.A.

Statement Period 12/01/2014 Through 12/31/2014  
Account 112613  
KCWA SER 2004A DEBT SERV RESRV

Statement of Transactions

Transaction Date	Transaction Description	Income	Principal	Cost	Realized Gains/Losses
12/01/14	OPENING BALANCE	1.12	0.00	0.00	
12/08/14	Cash Debit TRANSFERRED TO DEPOSIT ACCT 8900487623	1.12 -	0.00	0.00	0.00
12/08/14	DAILY ENDING BALANCE	0.00	0.00	0.00	0.00
12/31/14	CLOSING BALANCE	0.00	0.00	0.00	0.00

Cumulative realized capital gain and loss position from 12/31/2013 for securities held in principal of account:

Short Term: 0.00 \* Long Term: 0.00 \*

\* The above gain and loss position does not include transactions where tax cost information is incomplete or unavailable.

Cash and securities set forth on this Account Statement are held by The Bank of New York Mellon, an affiliate of The Bank of New York Mellon Trust Company, N.A. In addition, The Bank of New York Mellon Trust Company, N.A. may utilize subsidiaries and affiliates to provide services and certain products to the Account. Subsidiaries and affiliates may be compensated for their services and products.

The value of securities set forth on this Account Statement are obtained by The Bank of New York Mellon Trust Company, N.A., from its affiliate, The Bank of New York Mellon which determines such values for Corporate Trust on the basis of market prices and information obtained by The Bank of New York Mellon from unaffiliated third parties (including independent pricing vendors) ("third party pricing services"). The Bank of New York Mellon has not verified such market values or information and makes no assurances as to the accuracy or correctness of such market values or information or that the market values set forth on this Account Statement reflect the value of the securities that can be realized upon the sale of such securities. In addition, the market values for the securities set forth in this Account Statement may differ from the market prices and information for the same securities used by other business units of The Bank of New York Mellon Trust Company, N.A., The Bank of New York Mellon or their respective subsidiaries or affiliates based upon market prices and information received from other third party pricing services utilized by such other business units. Corporate Trust does not compare its market values with those used by, or reconcile different market values used by, other business units of The Bank of New York Mellon Trust Company, N.A., The Bank of New York Mellon or their respective subsidiaries or affiliates. Neither The Bank of New York Mellon Trust Company, N.A. nor The Bank of New York Mellon shall be liable for any loss, damage or expense incurred as a result of or arising from or related to the market values or information provided by third party pricing services or the differences in market prices or information provided by other third party pricing services.

0710  
R  
1 PDS s 13



BNY MELLON



December 31, 2014



# Envelope Contents

Account Information	Number of Pages	Starting Page Number	Account Information	Number of Pages	Starting Page Number
CWA SER 2012 DSR FUND 33023	2	1 of 8			
CWA SER 2012 DEBT SERVICE FD 33024	2	3 of 8			
CWA SER 2012 PJCT FD COI AC 33025	2	5 of 8			
CWA DEBT SERVICE SAVINGS CIP 33026	2	7 of 8			

00006649 02 AB 0.896 02 TR 00083 XBNEF002 000000  
 KENT COUNTY WATER AUTHORITY  
 FINANCE DIRECTOR  
 1072 MAIN STREET  
 WEST WARWICK RI 02893

*This Page Intentionally Blank*



# BNY MELLON

The Bank of New York Mellon Trust Company, N.A.

KENT COUNTY WATER AUTHORITY  
FINANCE DIRECTOR  
1072 MAIN STREET  
WEST WARWICK RI 02893

## Account Statement

Statement Period 12/01/2014 Through 12/31/2014

Account 853023  
KENT COUNTY WATER AUTHORITY  
GENERAL REFUNDING REVENUE BONDS  
2012 SERIES A

Go Paperless. Securely access your account online to view your statements. Ask your BNY Mellon contact how we can help you access your accounts, enter your own transactions or submit an audit confirmation online. Also be sure to ask how Connect(SM), our new web-based, single sign-on platform can help you go paperless.

ADMINISTRATIVE CONTACT: ERIN METENY  
525 WILLIAM PENN PLACE AIM 153-3800-38TH FL  
PITTSBURGH, PA 15259  
412-234-6247  
ERIN.MYERS1@BNYMELLON.COM

Visit us at [www.bnymellon.com](http://www.bnymellon.com)

CLIENT SERVICE MANAGER: SUSAN CALISE  
135 SANTILLI HIGHWAY AIM 026-0018  
EVERETT, MA 02149  
617-382-5217  
SUSAN.CALISE@BNYMELLON.COM

## Summary of Assets Held

Asset Classification	Market Value	Cost	Accrued Income	Est Annual Income	Market Yield
----------------------	--------------	------	----------------	-------------------	--------------

No Assets Held

## Summary of Cash Transactions

Transaction Category	Current Period			Year-to-Date	
	Income	Principal	Realized Gains/Losses	Income	Principal
OPENING BALANCE	0.00	0.00		0.00	0.00
DIVIDENDS	14.77	0.00	0.00	105.48	0.00
INTEREST	0.00	0.00	0.00	44,499.96	0.00
SALES AND REDEMPTIONS	0.00	0.00	0.00	0.00	3,620,185.38
OTHER CASH ADDITIONS	0.00	14.77	0.00	0.00	44,605.44
PAYMENTS AND WITHDRAWALS	14.77 -	0.00	0.00	44,605.44 -	0.00
PURCHASES	0.00	14.77 -	0.00	0.00	3,664,790.82 -
CLOSING BALANCE	0.00	0.00	0.00	0.00	0.00

The above cash transactions summary is provided for information purposes only and may not reflect actual taxable income or deductible expenses as reportable under the Internal Revenue Code.

UD009 XBINERU02 UZ4 / 1

97710 M 1 P03 S 1326



**BNY MELLON**

The Bank of New York Mellon Trust Company, N.A.

Statement Period 12/01/2014 Through 12/31/2014  
Account 853023  
KCWA SER 2012 DSR FUND

**Statement of Transactions**

Transaction Date	Transaction Description	Income	Principal	Cost	Realized Gains/Losses
12/01/14	OPENING BALANCE	0.00	0.00	1,799,081.42	
12/02/14	Purchase FIDELITY INSTL M MKT GOVT #57 CLASS 1 14.77 SHARES	0.00	14.77 -	14.77	0.00
12/02/14	Dividend FIDELITY INSTL M MKT GOVT #57 CLASS 1 DIVIDEND	14.77	0.00	0.00	0.00
12/02/14	Cash Debit TRANSFERRED TO ACCOUNT 853023 FF	14.77 -	0.00	0.00	0.00
12/02/14	Cash Credit TRANSFERRED FROM ACCOUNT 853023 FF	0.00	14.77	0.00	0.00
12/02/14	DAILY ENDING BALANCE	0.00	0.00	1,799,096.19	0.00
12/08/14	Deliver FIDELITY INSTL M MKT GOVT #57 CLASS 1 DELIVER OFF TAS TO GSP TRNTAS2014120610387 1,799,096.19 SHARES	0.00	0.00	1,799,096.19 -	0.00
12/08/14	DAILY ENDING BALANCE	0.00	0.00	0.00	0.00
12/31/14	CLOSING BALANCE	0.00	0.00	0.00	0.00

Cumulative realized capital gain and loss position from 12/31/2013 for securities held in principal of account:

Short Term: 0.00 \* Long Term: 0.00 \*

\* The above gain and loss position does not include transactions where tax cost information is incomplete or unavailable.

Cash and securities set forth on this Account Statement are held by The Bank of New York Mellon, an affiliate of The Bank of New York Mellon Trust Company, N.A. In addition, The Bank of New York Mellon Trust Company, N.A. may utilize subsidiaries and affiliates to provide services and certain products to the Account. Subsidiaries and affiliates may be compensated for their services and products.

The value of securities set forth on this Account Statement are obtained by The Bank of New York Mellon Trust Company, N.A., from its affiliate, The Bank of New York Mellon which determines such values for Corporate Trust on the basis of market prices and information obtained by The Bank of New York Mellon from unaffiliated third parties (including independent pricing vendors) ("third party pricing services"). The Bank of New York Mellon has not verified such market values or information and makes no assurances as to the accuracy or correctness of such market values or information or that the market values set forth on this Account Statement reflect the value of the securities that can be realized upon the sale of such securities. In addition, the market values for the securities set forth in this Account Statement may differ from the market prices and information for the same securities used by other business units of The Bank of New York Mellon Trust Company, N.A., The Bank of New York Mellon or their respective subsidiaries or affiliates based upon market prices and information received from other third party pricing services utilized by such other business units. Corporate Trust does not compare its market values with those used by, or reconcile different market values used by, other business units of The Bank of New York Mellon Trust Company, N.A., The Bank of New York Mellon or their respective subsidiaries or affiliates. Neither The Bank of New York Mellon Trust Company, N.A. nor The Bank of New York Mellon shall be liable for any loss, damage or expense incurred as a result of or arising from or related to the market values or information provided by third party pricing services or the differences in market prices or information provided by other third party pricing services.





**BNY MELLON**

The Bank of New York Mellon Trust Company, N.A.

Statement Period 12/01/2014 Through 12/31/2014

Account 853024

KCWA SER 2012 DEBT SERVICE FD

**Statement of Transactions**

Transaction Date	Transaction Description	Income	Principal	Cost	Realized Gains/Losses
12/01/14	OPENING BALANCE	0.00	0.00	908,314.19	
12/02/14	Purchase FIDELITY INSTL M MKT GOVT #57 CLASS 1 6.25 SHARES	0.00	6.25 -	6.25	0.00
12/02/14	Dividend FIDELITY INSTL M MKT GOVT #57 CLASS 1 DIVIDEND	6.25	0.00	0.00	0.00
12/02/14	Cash Debit TRANSFERRED TO ACCOUNT 853024 FF	6.25 -	0.00	0.00	0.00
12/02/14	Cash Credit TRANSFERRED FROM ACCOUNT 853024 FF	0.00	6.25	0.00	0.00
12/02/14	DAILY ENDING BALANCE	0.00	0.00	908,320.44	0.00
12/08/14	Deliver FIDELITY INSTL M MKT GOVT #57 CLASS 1 DELIVER OFF TAS TO GSP TRNTAS2014120610388 908,320.44 SHARES	0.00	0.00	908,320.44 -	0.00
12/08/14	DAILY ENDING BALANCE	0.00	0.00	0.00	0.00
12/31/14	CLOSING BALANCE	0.00	0.00	0.00	0.00

Cumulative realized capital gain and loss position from 12/31/2013 for securities held in principal of account:

Short Term: 0.00 \* Long Term: 0.00 \*

\* The above gain and loss position does not include transactions where tax cost information is incomplete or unavailable.

Cash and securities set forth on this Account Statement are held by The Bank of New York Mellon, an affiliate of The Bank of New York Mellon Trust Company, N.A. In addition, The Bank of New York Mellon Trust Company, N.A. may utilize subsidiaries and affiliates to provide services and certain products to the Account. Subsidiaries and affiliates may be compensated for their services and products.

The value of securities set forth on this Account Statement are obtained by The Bank of New York Mellon Trust Company, N.A., from its affiliate, The Bank of New York Mellon which determines such values for Corporate Trust on the basis of market prices and information obtained by The Bank of New York Mellon from unaffiliated third parties (including independent pricing vendors) ("third party pricing services"). The Bank of New York Mellon has not verified such market values or information and makes no assurances as to the accuracy or correctness of such market values or information or that the market values set forth on this Account Statement reflect the value of the securities that can be realized upon the sale of such securities. In addition, the market values for the securities set forth in this Account Statement may differ from the market prices and information for the same securities used by other business units of The Bank of New York Mellon Trust Company, N.A., The Bank of New York Mellon or their respective subsidiaries or affiliates based upon market prices and information received from other third party pricing services utilized by such other business units. Corporate Trust does not compare its market values with those used by, or reconcile different market values used by, other business units of The Bank of New York Mellon Trust Company, N.A., The Bank of New York Mellon or their respective subsidiaries or affiliates. Neither The Bank of New York Mellon Trust Company, N.A. nor The Bank of New York Mellon shall be liable for any loss, damage or expense incurred as a result of or arising from or related to the market values or information provided by third party pricing services or the differences in market prices or information provided by other third party pricing services.



# BNY MELLON

The Bank of New York Mellon Trust Company, N.A.

KENT COUNTY WATER AUTHORITY  
FINANCE DIRECTOR  
1072 MAIN STREET  
WEST WARWICK RI 02893

## Account Statement

Statement Period 12/01/2014 Through 12/31/2014

Account 853025  
KENT COUNTY WATER AUTHORITY  
GENERAL REFUNDING REVENUE BONDS  
2012 SERIES A

Go Paperless. Securely access your account online to view your statements. Ask your BNY Mellon contact how we can help you access your accounts, enter your own transactions or submit an audit confirmation online. Also be sure to ask how Connect(SM), our new web-based, single sign-on platform can help you go paperless.

ADMINISTRATIVE CONTACT: ERIN METENY  
525 WILLIAM PENN PLACE AIM 153-3800-38TH FL  
PITTSBURGH, PA 15259  
412-234-6247  
ERIN.MYERS1@BNYMELLON.COM

Visit us at [www.bnymellon.com](http://www.bnymellon.com)

CLIENT SERVICE MANAGER: SUSAN CALISE  
135 SANTILLI HIGHWAY AIM 026-0018  
EVERETT, MA 02149  
617-382-5217  
SUSAN.CALISE@BNYMELLON.COM

## Summary of Assets Held

Asset Classification	Market Value	Cost	Accrued Income	Est Annual Income	Market Yield
----------------------	--------------	------	----------------	-------------------	--------------

No Assets Held

## Summary of Cash Transactions

Transaction Category	Current Period			Year-to-Date	
	Income	Principal	Realized Gains/Losses	Income	Principal
OPENING BALANCE	0.00	0.00		0.00	0.00
DIVIDENDS	14.33	0.00	0.00	186.39	0.00
SALES AND REDEMPTIONS	0.00	0.00	0.00	0.00	728,953.10
OTHER CASH ADDITIONS	0.00	14.33	0.00	0.00	186.39
PAYMENTS AND WITHDRAWALS	14.33 -	0.00	0.00	186.39 -	728,953.10 -
PURCHASES	0.00	14.33 -	0.00	0.00	186.39 -
CLOSING BALANCE	0.00	0.00	0.00	0.00	0.00

The above cash transactions summary is provided for information purposes only and may not reflect actual taxable income or deductible expenses as reportable under the Internal Revenue Code.

000004 XERNET 002 024779

9 97710 m 1 PD3 s 132.67





**BNY MELLON**

The Bank of New York Mellon Trust Company, N.A.

Statement Period 12/01/2014 Through 12/31/2014  
Account 853025  
KCWA SER 2012 PJCT FD COI AC

### Statement of Transactions

Transaction Date	Transaction Description	Income	Principal	Cost	Realized Gains/Losses
12/01/14	OPENING BALANCE	0.00	0.00	1,739,155.75	
12/02/14	Purchase FIDELITY INSTL M MKT GOVT #57 CLASS 1 14.33 SHARES	0.00	14.33	14.33	0.00
12/02/14	Dividend FIDELITY INSTL M MKT GOVT #57 CLASS 1 DIVIDEND	14.33	0.00	0.00	0.00
12/02/14	Cash Debit TRANSFERRED TO ACCOUNT 853025 FF	14.33	0.00	0.00	0.00
12/02/14	Cash Credit TRANSFERRED FROM ACCOUNT 853025 FF	0.00	14.33	0.00	0.00
12/02/14	DAILY ENDING BALANCE	0.00	0.00	1,739,170.08	0.00
12/08/14	Deliver FIDELITY INSTL M MKT GOVT #57 CLASS 1 DELIVER OFF TAS TO GSP TRNTAS2014120610389 1,739,170.08 SHARES	0.00	0.00	1,739,170.08	0.00
12/08/14	DAILY ENDING BALANCE	0.00	0.00	0.00	0.00
12/31/14	CLOSING BALANCE	0.00	0.00	0.00	0.00

Cumulative realized capital gain and loss position from 12/31/2013 for securities held in principal of account:

Short Term: 0.00 \* Long Term: 0.00 \*

\* The above gain and loss position does not include transactions where tax cost information is incomplete or unavailable.

Cash and securities set forth on this Account Statement are held by The Bank of New York Mellon, an affiliate of The Bank of New York Mellon Trust Company, N.A. In addition, The Bank of New York Mellon Trust Company, N.A. may utilize subsidiaries and affiliates to provide services and certain products to the Account. Subsidiaries and affiliates may be compensated for their services and products.

The value of securities set forth on this Account Statement are obtained by The Bank of New York Mellon Trust Company, N.A., from its affiliate, The Bank of New York Mellon which determines such values for Corporate Trust on the basis of market prices and information obtained by The Bank of New York Mellon from unaffiliated third parties (including independent pricing vendors) ("third party pricing services"). The Bank of New York Mellon has not verified such market values or information and makes no assurances as to the accuracy or correctness of such market values or information or that the market values set forth on this Account Statement reflect the value of the securities that can be realized upon the sale of such securities. In addition, the market values for the securities set forth in this Account Statement may differ from the market prices and information for the same securities used by other business units of The Bank of New York Mellon Trust Company, N.A., The Bank of New York Mellon or their respective subsidiaries or affiliates based upon market prices and information received from other third party pricing services utilized by such other business units. Corporate Trust does not compare its market values with those used by, or reconcile different market values used by, other business units of The Bank of New York Mellon Trust Company, N.A., The Bank of New York Mellon or their respective subsidiaries or affiliates. Neither The Bank of New York Mellon Trust Company, N.A. nor The Bank of New York Mellon shall be liable for any loss, damage or expense incurred as a result of or arising from or related to the market values or information provided by third party pricing services or the differences in market prices or information provided by other third party pricing services.



**BNY MELLON**

The Bank of New York Mellon Trust Company, N.A.

**KENT COUNTY WATER AUTHORITY  
FINANCE DIRECTOR  
1072 MAIN STREET  
WEST WARWICK RI 02893**

### Account Statement

Statement Period 12/01/2014 Through 12/31/2014

Account 853026  
KENT COUNTY WATER AUTHORITY  
GENERAL REFUNDING REVENUE BONDS  
DEBT SERVICE SAVINGS ACCOUNT FOR CIP

**ADMINISTRATIVE CONTACT: ERIN METENY**  
525 WILLIAM PENN PLACE AIM 153-3800-38TH FL  
PITTSBURGH, PA 15259  
412-234-6247  
ERIN.MYERS1@BNYMELLON.COM

**CLIENT SERVICE MANAGER: SUSAN CALISE**  
135 SANTILLI HIGHWAY AIM 026-0018  
EVERETT, MA 02149  
617-382-5217  
SUSAN.CALISE@BNYMELLON.COM

Go Paperless. Securely access your account online to view your statements. Ask your BNY Mellon contact how we can help you access your accounts, enter your own transactions or submit an audit confirmation online. Also be sure to ask how Connect(SM), our new web-based, single sign-on platform can help you go paperless.

Visit us at [www.bnymellon.com](http://www.bnymellon.com)

### Summary of Assets Held

Asset Classification	Market Value	Cost	Accrued Income	Est Annual Income	Market Yield
----------------------	--------------	------	----------------	-------------------	--------------

No Assets Held

### Summary of Cash Transactions

Transaction Category	Current Period			Year-to-Date	
	Income	Principal	Realized Gains/Losses	Income	Principal
OPENING BALANCE	0.00	0.00		0.00	0.00
DIVIDENDS	8.23	0.00	0.00	75.19	0.00
OTHER CASH ADDITIONS	0.00	8.23	0.00	0.00	499,057.19
PAYMENTS AND WITHDRAWALS	8.23 -	0.00	0.00	75.19 -	0.00
PURCHASES	0.00	8.23 -	0.00	0.00	499,057.19 -
<b>CLOSING BALANCE</b>	<b>0.00</b>	<b>0.00</b>	<b>0.00</b>	<b>0.00</b>	<b>0.00</b>

The above cash transactions summary is provided for information purposes only and may not reflect actual taxable income or deductible expenses as reportable under the Internal Revenue Code.

UBB001 XBNMTR0102 024/00

S 97710 M 1 PD3 S 132 678



**BNY MELLON**

The Bank of New York Mellon Trust Company, N.A.

Statement Period 12/01/2014 Through 12/31/2014  
Account 853026  
KCWA DEBT SERVICE SAVINGS CIP

**Statement of Transactions**

Transaction Date	Transaction Description	Income	Principal	Cost	Realized Gains/Losses
12/01/14	OPENING BALANCE	0.00	0.00	1,043,408.11	
12/02/14	Purchase FIDELITY INSTL M MKT GOVT #57 CLASS 1 8.23 SHARES	0.00	8.23 -	8.23	0.00
12/02/14	Dividend FIDELITY INSTL M MKT GOVT #57 CLASS 1 DIVIDEND	8.23	0.00	0.00	0.00
12/02/14	Cash Debit TRANSFERRED TO ACCOUNT 853026 FF	8.23 -	0.00	0.00	0.00
12/02/14	Cash Credit TRANSFERRED FROM ACCOUNT 853026 FF	0.00	8.23	0.00	0.00
12/02/14	DAILY ENDING BALANCE	0.00	0.00	1,043,416.34	0.00
12/08/14	Deliver FIDELITY INSTL M MKT GOVT #57 CLASS 1 DELIVER OFF TAS TO GSP TRNTAS2014120610390 1,043,416.34 SHARES	0.00	0.00	1,043,416.34 -	0.00
12/08/14	DAILY ENDING BALANCE	0.00	0.00	0.00	0.00
12/31/14	CLOSING BALANCE	0.00	0.00	0.00	0.00

Cumulative realized capital gain and loss position from 12/31/2013 for securities held in principal of account:

Short Term: 0.00 \* Long Term: 0.00 \*

\* The above gain and loss position does not include transactions where tax cost information is incomplete or unavailable.

Cash and securities set forth on this Account Statement are held by The Bank of New York Mellon, an affiliate of The Bank of New York Mellon Trust Company, N.A. In addition, The Bank of New York Mellon Trust Company, N.A. may utilize subsidiaries and affiliates to provide services and certain products to the Account. Subsidiaries and affiliates may be compensated for their services and products.

The value of securities set forth on this Account Statement are obtained by The Bank of New York Mellon Trust Company, N.A., from its affiliate, The Bank of New York Mellon which determines such values for Corporate Trust on the basis of market prices and information obtained by The Bank of New York Mellon from unaffiliated third parties (including independent pricing vendors) ("third party pricing services"). The Bank of New York Mellon has not verified such market values or information and makes no assurances as to the accuracy or correctness of such market values or information or that the market values set forth on this Account Statement reflect the value of the securities that can be realized upon the sale of such securities. In addition, the market values for the securities set forth in this Account Statement may differ from the market prices and information for the same securities used by other business units of The Bank of New York Mellon Trust Company, N.A., The Bank of New York Mellon or their respective subsidiaries or affiliates based upon market prices and information received from other third party pricing services utilized by such other business units. Corporate Trust does not compare its market values with those used by, or reconcile different market values used by, other business units of The Bank of New York Mellon Trust Company, N.A., The Bank of New York Mellon or their respective subsidiaries or affiliates. Neither The Bank of New York Mellon Trust Company, N.A. nor The Bank of New York Mellon shall be liable for any loss, damage or expense incurred as a result of or arising from or related to the market values or information provided by third party pricing services or the differences in market prices or information provided by other third party pricing services.




November 30, 2014

BNY MELLON

# Envelope Contents

Account Information	Number of Pages	Starting Page Number	Account Information	Number of Pages	Starting Page Number
CWA GENERAL REVENUE ACCOUNT 12600	4	1 of 22	KOWA DEBT SERVICE SAVINGS (2004) 112612	2	19 of 22
CWA OPERATING REVENUE ALLOWANCE 12601	2	5 of 22	KOWA SER 2004A DEBT SERV RESRV 112613	2	21 of 22
CWA GEN OP MAINT ACCT 12602	4	7 of 22			
CWA GEN REN REP RESV ACCT 12603	2	11 of 22			
CWA GEN RENEWAL AND REPLACEMENT AC 12604	2	13 of 22			
CWA INFRASTRUCTURE ACCT 12605	2	15 of 22			
CWA OPER MAIN RESERVE ACCT 12606	2	17 of 22			

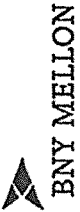
  
 00006075 03 AB 1.104 03 TR 00076 XBNEF402 000000  
 KENT COUNTY WATER AUTHORITY  
 FINANCE DIRECTOR  
 1072 MAIN ST  
 WEST WARWICK RI 02893-3724

*This Page Intentionally Blank*






November 30, 2014



# Envelope Contents

Account Information	Number of Pages	Starting Page Number	Account Information	Number of Pages	Starting Page Number
CWA SER 2012 DSR FUND 153023	2	1 of 8			
CWA SER 2012 DEBT SERVICE FD 153024	2	3 of 8			
CWA SER 2012 PJCT FD COI AC 153025	2	5 of 8			
CWA DEBT SERVICE SAVINGS CIP 153026	2	7 of 8			

  
 00006074 02 AB 0.896 02 TR 00076 XBNEF402 000000  
 KENT COUNTY WATER AUTHORITY  
 FINANCE DIRECTOR  
 1072 MAIN STREET  
 WEST WARWICK RI 02893

*This Page Intentionally Blank*





**BNY MELLON**

The Bank of New York Mellon Trust Company, N.A.

**KENT COUNTY WATER AUTHORITY  
FINANCE DIRECTOR  
1072 MAIN ST  
WEST WARWICK RI 02893-3724**

### Account Statement

Statement Period 11/01/2014 Through 11/30/2014

Account 112600  
KOWA GENERAL REVENUE ACCOUNT


**ADMINISTRATIVE CONTACT: ERIN METENY**  
525 WILLIAM PENN PLACE AIM 153-3800-38TH FL  
PITTSBURGH, PA 15259  
412-234-6247  
ERIN.MYERS1@BNYMELLON.COM

**CLIENT SERVICE MANAGER: SUSAN CALISE**  
135 SANTILLI HIGHWAY AIM 026-0018  
EVERETT, MA 02149  
617-382-5217  
SUSAN.CALISE@BNYMELLON.COM

Go Paperless. Securely access your account online to view your statements. Ask your BNY Mellon contact how we can help you access your accounts, enter your own transactions or submit an audit confirmation online. Also be sure to ask how Connect(SM), our new web-based, single sign-on platform can help you go paperless.

Visit us at [www.bnymellon.com](http://www.bnymellon.com)

### Account Overview



Percent of all Investments	Asset Classification	Market Value
100% ⊕	CASH AND SHORT TERM	1,455,132.22
100%	TOTAL OF ALL INVESTMENTS	1,455,132.22

### Summary of Assets Held

Asset Classification	Market Value	Cost	Accrued Income	Est Annual Income	Market Yield
CASH AND SHORT TERM	1,455,132.22	1,455,132.22	0.00	145.51	0.00%
ACCOUNT TOTALS	1,455,132.22	1,455,132.22	0.00	145.51	0.00%

### Summary of Cash Transactions

Transaction Category	Current Period			Year-to-Date	
	Income	Principal	Realized Gains/Losses	Income	Principal
OPENING BALANCE	0.00	0.00		0.00	0.00
DIVIDENDS	8.92	0.00	0.00	167.72	0.00
SALES AND REDEMPTIONS	0.00	1,738,525.40	0.00	0.00	17,563,128.00
OTHER CASH ADDITIONS	0.00	1,666,861.70	0.00	0.00	20,842,023.54
PAYMENTS AND WITHDRAWALS	8.92 -	1,738,525.40 -	0.00	167.72 -	21,385,672.95 -
PURCHASES	0.00	1,666,861.70 -	0.00	0.00	17,019,478.59 -
CLOSING BALANCE	0.00	0.00	0.00	0.00	0.00

The above cash transactions summary is provided for information purposes only and may not reflect actual taxable income or deductible expenses as reportable under the Internal Revenue Code.

006075 XBNEF402 015629

01/01/2015 09:00:00



BNY MELLON

The Bank of New York Mellon Trust Company, N.A.

Statement Period 11/01/2014 Through 11/30/2014  
Account 112600  
KCWA GENERAL REVENUE ACCOUNT

Statement of Assets Held

Shares / Par Value	Asset Description	Market Price Average Cost	Market Value Cost	Accrued Income Est Annual Income	Market Yield
<b>CASH AND SHORT TERM</b>					
1,455,132.220	FIDELITY INSTL M MKT GOVT #57 CLASS 1 CUSIP: S99992780	1.00000 1.00000	1,455,132.22 1,455,132.22	0.00 145.51	0.00% 0.00%
<b>Total CASH AND SHORT TERM</b>			<b>1,455,132.22</b>	<b>145.51</b>	<b>0.00%</b>
<b>ACCOUNT TOTALS</b>			<b>1,455,132.22</b>	<b>0.00</b>	<b>0.00%</b>
Total Market Value Plus Total Accrued Income 1,455,132.22			<b>1,455,132.22</b>	<b>145.51</b>	

Statement of Transactions

Transaction Date	Transaction Description	Income	Principal	Cost	Realized Gains/Losses
11/01/14	OPENING BALANCE	0.00	0.00	1,526,795.92	
11/04/14	Purchase FIDELITY INSTL M MKT GOVT #57 CLASS 1 8.92 SHARES	0.00	8.92 -	8.92	0.00
11/04/14	Dividend FIDELITY INSTL M MKT GOVT #57 CLASS 1 DIVIDEND	8.92	0.00	0.00	0.00
11/04/14	Cash Debit TRANSFERRED TO ACCOUNT 112600 FF	8.92 -	0.00	0.00	0.00
11/04/14	Cash Credit TRANSFERRED FROM ACCOUNT 112600 FF	0.00	8.92	0.00	0.00
11/04/14	DAILY ENDING BALANCE	0.00	0.00	1,526,804.84	0.00
11/05/14	Purchase FIDELITY INSTL M MKT GOVT #57 CLASS 1 363,478.98 SHARES	0.00	363,478.98 -	363,478.98	0.00
11/05/14	Cash Credit WIRE RECEIVED FROM /009364950577 KENT COUNTY WATER AUTHORITY PO BOX 192 WEST WARWICK, RI 02893-0192 FFC TO TRUST ACCT 112600 /BNF/DGLA111565 KENT COUNTY WATER // AUTHORITY TRNFDF1411051307100 CRNO/B BK AMER NYC IMAD: 20141105B6B7HU4R007467	0.00	363,478.98	0.00	0.00
11/05/14	DAILY ENDING BALANCE	0.00	0.00	1,890,283.82	0.00
11/06/14	Sale FIDELITY INSTL M MKT GOVT #57 CLASS 1 900,000.00 SHARES	0.00	900,000.00	900,000.00 -	0.00
11/06/14	Cash Debit TRANSFER TO 112602 OP + MAINT ACCT. PAYMENT OF OP + MAINT REQ DATED 11/06/14 KCWA GENERAL FUND.	0.00	900,000.00 -	0.00	0.00
11/06/14	DAILY ENDING BALANCE	0.00	0.00	990,283.82	0.00
11/17/14	Purchase FIDELITY INSTL M MKT GOVT #57 CLASS 1 866,284.91 SHARES	0.00	866,284.91 -	866,284.91	0.00
11/17/14	Cash Credit WIRE RECEIVED FROM /009364950577 KENT COUNTY WATER AUTHORITY PO BOX 192 WEST WARWICK, RI 02893-0192 FFC TRUST ACCT# 112600 /BNF/DGLA111565 BANK OF NEW YORK ME //LLON TRNFDF1411171568800 CRNO/B BK AMER NYC IMAD: 20141117B6B7HU1R008804	0.00	866,284.91	0.00	0.00

9/27/10 1 P03 5 84.43



BNY MELLON

The Bank of New York Mellon Trust Company, N.A.

Statement Period 11/01/2014 Through 11/30/2014

Account 112600

KCWA GENERAL REVENUE ACCOUNT

Statement of Transactions - Continued

008075 XBNF402 015630

Transaction Date	Transaction Description	Income	Principal	Cost	Realized Gains/Losses
11/17/14	DAILY ENDING BALANCE	0.00	0.00	1,856,568.73	0.00
11/19/14	Purchase FIDELITY INSTL M MKT GOVT #57 CLASS 1 185,351.50 SHARES	0.00	185,351.50 -	185,351.50	0.00
11/19/14	Cash Credit WIRE RECEIVED FROM /009364950577 KENT COUNTY WATER AUTHORITY PO BOX 192 WEST WARWICK, RI 02893-0192 FFC AC# 112600 KENT COUNTY WATER AUTHORITY /BNF/DGLA111565 BANK OF NEW YORK ME //LLO TRNFDF1411190808800 CRNO/B BK AMER NYC IMAD: 20141119B6B7HU2R005484	0.00	185,351.50	0.00	0.00
11/19/14	DAILY ENDING BALANCE	0.00	0.00	2,041,920.23	0.00
11/21/14	Sale FIDELITY INSTL M MKT GOVT #57 CLASS 1 35,900.41 SHARES	0.00	35,900.41	35,900.41 -	0.00
11/21/14	Cash Debit XFER TO TAS 112602 TO FUND REQ DTD 11/20/2014	0.00	35,900.41 -	0.00	0.00
11/21/14	DAILY ENDING BALANCE	0.00	0.00	2,006,019.82	0.00
11/25/14	Purchase FIDELITY INSTL M MKT GOVT #57 CLASS 1 251,737.39 SHARES	0.00	251,737.39 -	251,737.39	0.00
11/25/14	Cash Credit WIRE RECEIVED FROM /009364950577 KENT COUNTY WATER AUTHORITY PO BOX 192 WEST WARWICK, RI 02893-0192 FFC TRUST AC# 112600 /BNF/DGLA111565 KENT COUNTY WATER // AUTHORITY TRNFDF1411252062700 CRNO/B BK AMER NYC IMAD: 20141125B6B7HU4R011516	0.00	251,737.39	0.00	0.00
11/25/14	DAILY ENDING BALANCE	0.00	0.00	2,257,757.21	0.00
11/26/14	Sale FIDELITY INSTL M MKT GOVT #57 CLASS 1 802,624.99 SHARES	0.00	802,624.99	802,624.99 -	0.00
11/26/14	Cash Debit MONTHLY TRF FROM REV A/C 112600 TO KCWA R&R ACCT 112604 OF FDS REQ. TO COVER APPROVED BUDGET EXP WITH RESPECT TO R&R. TRNIIJ1411261194000	0.00	8,333.33 -	0.00	0.00
11/26/14	Cash Debit MONTHLY TRF FROM REV A/C 112600 TO KCWA INFRASTRUCTURE ACCT 112605 OF FDS FOR APPROVED BUDGET EXP RE. INFRASTRUCTURE.. TRNIIJ1411261194200	0.00	450,000.00 -	0.00	0.00
11/26/14	Cash Debit MONTHLY TRF FROM REV A/C 112600 TO KCWA 2004 DS FUND OF FUNDS REQ FOR MONTHLY PMT ON SERIES 2004 BONDS. TRNIIJ1411261194400	0.00	93,000.00 -	0.00	0.00
11/26/14	Cash Debit MONTHLY TRF FROM REV A/C 112600 TO KCWA 2012 DS FUND OF FUNDS REQ FOR MONTHLY PMT ON SERIES 2012 BONDS. TRNIIJ1411261194600	0.00	181,625.00 -	0.00	0.00
11/26/14	Cash Debit MONTHLY TRF FROM REV A/C 112600 TO KCWA 2012 DS SAVE OF FUNDS REQ FOR MONTHLY PMT ON SERIES 2012 BONDS.	0.00	45,362.00 -	0.00	0.00



**BNY MELLON**

The Bank of New York Mellon Trust Company, N.A.

Statement Period 11/01/2014 Through 11/30/2014  
Account 112600  
KCWA GENERAL REVENUE ACCOUNT

**Statement of Transactions - Continued**

Transaction Date	Transaction Description	Income	Principal	Cost	Realized Gains/Losses
11/26/14	TRNIIJ1411261194800 Cash Debit MONTHLY TRF FROM REV A/C 112600 TO KCWA GENERAL FUND OF FUNDS REQ FOR OPERATING REVENUE ALLOWANCE RESTRICTED TRNIIJ1411261195000	0.00	24,304.66 -	0.00	0.00
11/26/14	DAILY ENDING BALANCE	0.00	0.00	1,455,132.22	0.00
11/30/14	CLOSING BALANCE	0.00	0.00	1,455,132.22	0.00

Cumulative realized capital gain and loss position from 12/31/2013 for securities held in principal of account:

Short Term: 0.00 \* Long Term: 0.00 \*

\* The above gain and loss position does not include transactions where tax cost information is incomplete or unavailable.

Cash and securities set forth on this Account Statement are held by The Bank of New York Mellon, an affiliate of The Bank of New York Mellon Trust Company, N.A. In addition, The Bank of New York Mellon Trust Company, N.A. may utilize subsidiaries and affiliates to provide services and certain products to the Account. Subsidiaries and affiliates may be compensated for their services and products.

The value of securities set forth on this Account Statement are obtained by The Bank of New York Mellon Trust Company, N.A., from its affiliate, The Bank of New York Mellon which determines such values for Corporate Trust on the basis of market prices and information obtained by The Bank of New York Mellon from unaffiliated third parties (including independent pricing vendors) ("third party pricing services"). The Bank of New York Mellon has not verified such market values or information and makes no assurances as to the accuracy or correctness of such market values or information or that the market values set forth on this Account Statement reflect the value of the securities that can be realized upon the sale of such securities. In addition, the market values for the securities set forth in this Account Statement may differ from the market prices and information for the same securities used by other business units of The Bank of New York Mellon Trust Company, N.A., The Bank of New York Mellon or their respective subsidiaries or affiliates based upon market prices and information received from other third party pricing services utilized by such other business units. Corporate Trust does not compare its market values with those used by, or reconcile different market values used by, other business units of The Bank of New York Mellon Trust Company, N.A., The Bank of New York Mellon or their respective subsidiaries or affiliates. Neither The Bank of New York Mellon Trust Company, N.A. nor The Bank of New York Mellon shall be liable for any loss, damage or expense incurred as a result of or arising from or related to the market values or information provided by third party pricing services or the differences in market prices or information provided by other third party pricing services.



# BNY MELLON

The Bank of New York Mellon Trust Company, N.A.

KENT COUNTY WATER AUTHORITY  
FINANCE DIRECTOR  
1072 MAIN ST  
WEST WARWICK RI 02893-3724

## Account Statement

Statement Period 11/01/2014 Through 11/30/2014

Account 112601  
KCWA OPERATING REVENUE ALLOWANCE


ADMINISTRATIVE CONTACT: ERIN METENY  
525 WILLIAM PENN PLACE AIM 153-3800-38TH FL  
PITTSBURGH, PA 15259  
412-234-6247  
ERIN.MYERS1@BNYMELLON.COM

CLIENT SERVICE MANAGER: SUSAN CALISE  
135 SANTILLI HIGHWAY AIM 026-0018  
EVERETT, MA 02149  
617-382-5217  
SUSAN.CALISE@BNYMELLON.COM

Go Paperless. Securely access your account online to view your statements. Ask your BNY Mellon contact how we can help you access your accounts, enter your own transactions or submit an audit confirmation online. Also be sure to ask how Connect(SM), our new web-based, single sign-on platform can help you go paperless.

Visit us at [www.bnymellon.com](http://www.bnymellon.com)

## Account Overview



Percent of all Investments	Asset Classification	Market Value
100%	CASH AND SHORT TERM	1,337,052.00
100%	TOTAL OF ALL INVESTMENTS	1,337,052.00

## Summary of Assets Held

Asset Classification	Market Value	Cost	Accrued Income	Est Annual Income	Market Yield
CASH AND SHORT TERM	1,337,052.00	1,337,052.00	0.00	133.71	0.01%
ACCOUNT TOTALS	1,337,052.00	1,337,052.00	0.00	133.71	0.01%

## Summary of Cash Transactions

Transaction Category	Current Period			Year-to-Date	
	Income	Principal	Realized Gains/Losses	Income	Principal
OPENING BALANCE	0.00	0.00		0.00	0.00
DIVIDENDS	10.97	0.00	0.00	107.36	0.00
OTHER CASH ADDITIONS	0.00	24,315.63	0.00	0.00	267,458.62
PAYMENTS AND WITHDRAWALS	10.97 -	0.00	0.00	107.36 -	0.00
PURCHASES	0.00	24,315.63 -	0.00	0.00	267,458.62 -
CLOSING BALANCE	0.00	0.00	0.00	0.00	0.00

The above cash transactions summary is provided for information purposes only and may not reflect actual taxable income or deductible expenses as reportable under the Internal Revenue Code.

006075 XBNEF-402-015631



BNY MELLON

The Bank of New York Mellon Trust Company, N.A.

Statement Period 11/01/2014 Through 11/30/2014  
Account 112601  
KCWA OPERATING REVENUE ALLOWANCE

Statement of Assets Held

Shares / Par Value	Asset Description	Market Price Average Cost	Market Value Cost	Accrued Income Est Annual Income	Market Yield
<b>CASH AND SHORT TERM</b>					
1,337,052.000	FIDELITY INSTL M MKT GOVT #57 CLASS 1 CUSIP: S99992780	1.00000	1,337,052.00	0.00	0.01%
		1.00000	1,337,052.00	133.71	
<b>Total CASH AND SHORT TERM</b>			<b>1,337,052.00</b>	<b>0.00</b>	<b>0.01%</b>
				133.71	
<b>ACCOUNT TOTALS</b>			<b>1,337,052.00</b>	<b>0.00</b>	<b>0.01%</b>
Total Market Value Plus Total Accrued Income 1,337,052.00			1,337,052.00	133.71	

Statement of Transactions

Transaction Date	Transaction Description	Income	Principal	Cost	Realized Gains/Losses
11/01/14	OPENING BALANCE	0.00	0.00	1,312,736.37	
11/04/14	Purchase FIDELITY INSTL M MKT GOVT #57 CLASS 1 10.97 SHARES	0.00	10.97 -	10.97	0.00
11/04/14	Dividend FIDELITY INSTL M MKT GOVT #57 CLASS 1 DIVIDEND	10.97	0.00	0.00	0.00
11/04/14	Cash Debit TRANSFERRED TO ACCOUNT 112601 FF	10.97 -	0.00	0.00	0.00
11/04/14	Cash Credit TRANSFERRED FROM ACCOUNT 112601 FF	0.00	10.97	0.00	0.00
11/04/14	DAILY ENDING BALANCE	0.00	0.00	1,312,747.34	0
11/26/14	Purchase FIDELITY INSTL M MKT GOVT #57 CLASS 1 24,304.66 SHARES	0.00	24,304.66 -	24,304.66	0.00
11/26/14	Cash Credit MONTHLY DEPOSIT FROM REVENUE A/C 112600 OF FUNDS NECESSARY FOR OPERATING REVENUE ALLOWANCE RESTRICTED TRNIIJ1411261195100	0.00	24,304.66	0.00	0.00
11/26/14	DAILY ENDING BALANCE	0.00	0.00	1,337,052.00	0.00
11/30/14	CLOSING BALANCE	0.00	0.00	1,337,052.00	0.00

Cumulative realized capital gain and loss position from 12/31/2013 for securities held in principal of account:

Short Term: 0.00 \* Long Term: 0.00 \*

\* The above gain and loss position does not include transactions where tax cost information is incomplete or unavailable.

Cash and securities set forth on this Account Statement are held by The Bank of New York Mellon, an affiliate of The Bank of New York Mellon Trust Company, N.A. In addition, The Bank of New York Mellon Trust Company, N.A. may utilize subsidiaries and affiliates to provide services and certain products to the Account. Subsidiaries and affiliates may be compensated for their services and products.

The value of securities set forth on this Account Statement are obtained by The Bank of New York Mellon Trust Company, N.A., from its affiliate, The Bank of New York Mellon which determines such values for Corporate Trust on the basis of market prices and information obtained by The Bank of New York Mellon from unaffiliated third parties (including independent pricing vendors) ("third party pricing services"). The Bank of New York Mellon has not verified such market values or information and makes no assurances as to the accuracy or correctness of such market values or information or that the market values set forth on this Account Statement reflect the value of the securities that can be realized upon the sale of such securities. In addition, the market values for the securities set forth in this Account Statement may differ from the market prices and information for the same securities used by other business units of The Bank of New York Mellon Trust Company, N.A., The Bank of New York Mellon or their respective subsidiaries or affiliates based upon market prices and information received from other third party pricing services utilized by such other business units. Corporate Trust does not compare its market values with those used by, or reconcile different market values used by, other business units of The Bank of New York Mellon Trust Company, N.A., The Bank of New York Mellon or their respective subsidiaries or affiliates. Neither The Bank of New York Mellon Trust Company, N.A. nor The Bank of New York Mellon shall be liable for any loss, damage or expense incurred as a result of or arising from or related to the market values or information provided by third party pricing services or the differences in market prices or information provided by other third party pricing services.

0770  
1 P03 S 844



# BNY MELLON

The Bank of New York Mellon Trust Company, N.A.

KENT COUNTY WATER AUTHORITY  
FINANCE DIRECTOR  
1072 MAIN ST  
WEST WARWICK RI 02893-3724

## Account Statement

Statement Period 11/01/2014 Through 11/30/2014

Account 112602  
KCWA GEN OP MAINT ACCT


ADMINISTRATIVE CONTACT: ERIN METENY  
525 WILLIAM PENN PLACE AIM 153-3800-38TH FL  
PITTSBURGH, PA 15259  
412-234-6247  
ERIN.MYERS1@BNYMELLON.COM

CLIENT SERVICE MANAGER: SUSAN CALISE  
135 SANTILLI HIGHWAY AIM 026-0018  
EVERETT, MA 02149  
617-382-5217  
SUSAN.CALISE@BNYMELLON.COM

Go Paperless. Securely access your account online to view your statements. Ask your BNY Mellon contact how we can help you access your accounts, enter your own transactions or submit an audit confirmation online. Also be sure to ask how Connect(SM), our new web-based, single sign-on platform can help you go paperless.

Visit us at [www.bnymellon.com](http://www.bnymellon.com)

## Account Overview



Percent of all Investments	Asset Classification	Market Value
100%	CASH AND SHORT TERM	0.38
100%	TOTAL OF ALL INVESTMENTS	0.38

## Summary of Assets Held

Asset Classification	Market Value	Cost	Accrued Income	Est Annual Income	Market Yield
CASH AND SHORT TERM	0.38	0.38	0.00	0.00	0.00%
ACCOUNT TOTALS	0.38	0.38	0.00	0.00	0.00%

## Summary of Cash Transactions

Transaction Category	Current Period			Year-to-Date	
	Income	Principal	Realized Gains/Losses	Income	Principal
OPENING BALANCE	0.00	0.00		0.00	0.00
DIVIDENDS	0.02	0.00	0.00	0.14	0.00
SALES AND REDEMPTIONS	0.00	105,037.61	0.00	0.00	400,229.32
OTHER CASH ADDITIONS	0.00	935,900.43	0.00	0.00	11,500,229.46
PAYMENTS AND WITHDRAWALS	0.02 -	1,005,037.61 -	0.00	0.14 -	11,500,229.32 -
PURCHASES	0.00	35,900.43 -	0.00	0.00	400,229.46 -
CLOSING BALANCE	0.00	0.00	0.00	0.00	0.00

The above cash transactions summary is provided for information purposes only and may not reflect actual taxable income or deductible expenses as reportable under the Internal Revenue Code.

008075 XBNEF402 015632



BNY MELLON

The Bank of New York Mellon Trust Company, N.A.

Statement Period 11/01/2014 Through 11/30/2014  
Account 112602  
KCWA GEN OP MAINT ACCT

### Statement of Assets Held

Shares / Par Value	Asset Description	Market Price Average Cost	Market Value Cost	Accrued Income Est Annual Income	Market Yield
<b>CASH AND SHORT TERM</b>					
0.380	FIDELITY INSTL M MKT GOVT #57 CLASS 1 CUSIP: S99992780	1.00000 1.00000	0.38 0.38	0.00 0.00	0.00% 0.00%
<b>Total CASH AND SHORT TERM</b>			<b>0.38</b>	<b>0.00</b>	<b>0.00%</b>
<b>ACCOUNT TOTALS</b>			<b>0.38</b>	<b>0.00</b>	<b>0.00%</b>
Total Market Value Plus Total Accrued Income 0.38			<b>0.38</b>	<b>0.00</b>	

### Statement of Transactions

Transaction Date	Transaction Description	Income	Principal	Cost	Realized Gains/Losses
11/01/14	OPENING BALANCE	0.00	0.00	69,137.56	
11/03/14	Sale FIDELITY INSTL M MKT GOVT #57 CLASS 1 69,137.20 SHARES	0.00	69,137.20	69,137.20 -	0.00
11/03/14	Check WATER QUALITY PROTECTION FUND C/O WATER RESOURCES BOARD FOR \$0.01054/100 GAL. WATER QUALITY PROTECTION SURCHARGE PER REQ DTD 10/30/2014	0.00	6,644.22 -	0.00	0.00
11/03/14	Check GENERAL TREASURER, STATE OF RI C/O WATER RESOURCES BOARD FOR \$0.010664/100 GAL. WATER QUALITY PROTECTION SURCHARGE PER REQ DTD 10/30/2014	0.00	62,492.98 -	0.00	0.00
11/03/14	DAILY ENDING BALANCE	0.00	0.00	0.36	0.00
11/04/14	Purchase FIDELITY INSTL M MKT GOVT #57 CLASS 1 0.02 SHARES	0.00	0.02 -	0.02	0.00
11/04/14	Dividend FIDELITY INSTL M MKT GOVT #57 CLASS 1 DIVIDEND	0.02	0.00	0.00	0.00
11/04/14	Cash Debit TRANSFERRED TO ACCOUNT 112602 FF	0.02 -	0.00	0.00	0.00
11/04/14	Cash Credit TRANSFERRED FROM ACCOUNT 112602 FF	0.00	0.02	0.00	0.00
11/04/14	DAILY ENDING BALANCE	0.00	0.00	0.38	0.00
11/06/14	Cash Debit BANK OF AMERICA N.A, RI ABA: 011500010 728018921 KCWA GENERAL FUND WIRE TO KCWA - BANK OF AMERICA. PURPOSE OF PAYMENT - PARTIAL FUNDING OF APPROVED BUDGET PER REQ DATED 11/06/14 TRNDSP1411064128900	0.00	900,000.00 -	0.00	0.00
11/06/14	Cash Credit RECIEVED FROM 112600 REVENUE ACCOUNT PAYMENT OF OP + MAINT REQ DATED 11/06/14 KCWA GENERAL FUND.	0.00	900,000.00	0.00	0.00
11/06/14	DAILY ENDING BALANCE	0.00	0.00	0.38	0.00
11/21/14	Purchase FIDELITY-INSTL-M-MKT-GOVT-#57-CLASS-1 35,900.41 SHARES	0.00	35,900.41 -	35,900.41	0.00
11/21/14	Cash Credit XFER FROM TAS 112600 TO FUND REQ DTD 11/20/2014	0.00	35,900.41	0.00	0.00
11/21/14	DAILY ENDING BALANCE	0.00	0.00	35,900.79	0.00





**BNY MELLON**

The Bank of New York Mellon Trust Company, N.A.

Statement Period 11/01/2014 Through 11/30/2014

Account 112602

KCWA GEN OP MAINT ACCT

**Statement of Transactions - Continued**

005075 XBNEF402 015633

Transaction Date	Transaction Description	Income	Principal	Cost	Realized Gains/Losses
11/24/14	Sale FIDELITY INSTL M MKT GOVT #57 CLASS 1 35,900.41 SHARES	0.00	35,900.41	35,900.41 -	0.00
11/24/14	Check GENERAL TREASURER, STATE OF RHODE ISLAND C/O WATER RESOURCES BOARD FOR \$0.010664/100 GAL. WATER QUALITY PROTECTION SURCHARGE	0.00	33,095.16 -	0.00	0.00
11/24/14	Check WATER QUALITY PROTECTION FUND C/O WATER RESOURCES BOARD FOR \$0.01054/100 GAL. WATER QUALITY PROTECTION SURCHARGE	0.00	2,805.25 -	0.00	0.00
11/24/14	DAILY ENDING BALANCE	0.00	0.00	0.38	0.00
11/30/14	CLOSING BALANCE	0.00	0.00	0.38	0.00

Cumulative realized capital gain and loss position from 12/31/2013 for securities held in principal of account:

Short Term: 0.00 \* Long Term: 0.00 \*

\* The above gain and loss position does not include transactions where tax cost information is incomplete or unavailable.

Cash and securities set forth on this Account Statement are held by The Bank of New York Mellon, an affiliate of The Bank of New York Mellon Trust Company, N.A. In addition, The Bank of New York Mellon Trust Company, N.A. may utilize subsidiaries and affiliates to provide services and certain products to the Account. Subsidiaries and affiliates may be compensated for their services and products.

The value of securities set forth on this Account Statement are obtained by The Bank of New York Mellon Trust Company, N.A., from its affiliate, The Bank of New York Mellon which determines such values for Corporate Trust on the basis of market prices and information obtained by The Bank of New York Mellon from unaffiliated third parties (including independent pricing vendors) ("third party pricing services"). The Bank of New York Mellon has not verified such market values or information and makes no assurances as to the accuracy or correctness of such market values or information or that the market values set forth on this Account Statement reflect the value of the securities that can be realized on the sale of such securities. In addition, the market values for the securities set forth in this Account Statement may differ from the market prices and information for the same securities used by other business units of The Bank of New York Mellon Trust Company, N.A., The Bank of New York Mellon or their respective subsidiaries or affiliates based upon market prices and information received from other third party pricing services utilized by such other business units. Corporate Trust does not compare its market values with those used by, or reconcile different market values used by, other business units of The Bank of New York Mellon Trust Company, N.A., The Bank of New York Mellon or their respective subsidiaries or affiliates. Neither The Bank of New York Mellon Trust Company, N.A. nor The Bank of New York Mellon shall be liable for any loss, damage or expense incurred as a result of or arising from or related to the market values or information provided by third party pricing services or the differences in market prices or information provided by other third party pricing services.

***This Page Intentionally Blank***





# BNY MELLON

The Bank of New York Mellon Trust Company, N.A.

KENT COUNTY WATER AUTHORITY  
FINANCE DIRECTOR  
1072 MAIN ST  
WEST WARWICK RI 02893-3724

## Account Statement

Statement Period 11/01/2014 Through 11/30/2014

Account 112603  
KCWA GEN REN REP RESV ACCT


ADMINISTRATIVE CONTACT: ERIN METENY  
525 WILLIAM PENN PLACE AIM 153-3800-38TH FL  
PITTSBURGH, PA 15259  
412-234-6247  
ERIN.MYERS1@BNYMELLON.COM

CLIENT SERVICE MANAGER: SUSAN CALISE  
135 SANTILLI HIGHWAY AIM 026-0018  
EVERETT, MA 02149  
617-382-5217  
SUSAN.CALISE@BNYMELLON.COM

Go Paperless. Securely access your account online to view your statements. Ask your BNY Mellon contact how we can help you access your accounts, enter your own transactions or submit an audit confirmation online. Also be sure to ask how Connect(SM), our new web-based, single sign-on platform can help you go paperless.

Visit us at [www.bnymellon.com](http://www.bnymellon.com)

## Account Overview



Percent of all Investments	Asset Classification	Market Value
100% ☉	CASH AND SHORT TERM	1,346,783.11
100%	TOTAL OF ALL INVESTMENTS	1,346,783.11

## Summary of Assets Held

Asset Classification	Market Value	Cost	Accrued Income	Est Annual Income	Market Yield
CASH AND SHORT TERM	1,346,783.11	1,346,783.11	0.00	134.68	0.01%
ACCOUNT TOTALS	1,346,783.11	1,346,783.11	0.00	134.68	0.01%

## Summary of Cash Transactions

Transaction Category	Current Period			Year-to-Date	
	Income	Principal	Realized Gains/Losses	Income	Principal
OPENING BALANCE	0.00	0.00		0.00	0.00
DIVIDENDS	11.03	0.00	0.00	117.41	0.00
OTHER CASH ADDITIONS	0.00	11.03	0.00	0.00	74,020.72
PAYMENTS AND WITHDRAWALS	11.03 -	0.00	0.00	117.41 -	0.00
PURCHASES	0.00	11.03 -	0.00	0.00	74,020.72 -
CLOSING BALANCE	0.00	0.00	0.00	0.00	0.00

The above cash transactions summary is provided for information purposes only and may not reflect actual taxable income or deductible expenses as reportable under the Internal Revenue Code.

006075 XENEF402 015634

006075 XENEF402 015634



**BNY MELLON**

The Bank of New York Mellon Trust Company, N.A.

Statement Period 11/01/2014 Through 11/30/2014  
Account 112603  
KCWA GEN REN REP RESV ACCT

### Statement of Assets Held

Shares / Par Value	Asset Description	Market Price Average Cost	Market Value Cost	Accrued Income Est Annual Income	Market Yield
<b>CASH AND SHORT TERM</b>					
1,346,783.110	FIDELITY INSTL M MKT GOVT #57 CLASS 1 CUSIP: S99992780	1.00000 1.00000	1,346,783.11 1,346,783.11	0.00 134.68	0.01%
<b>Total CASH AND SHORT TERM</b>			<b>1,346,783.11</b>	<b>0.00</b> <b>134.68</b>	<b>0.01%</b>
<b>ACCOUNT TOTALS</b>			<b>1,346,783.11</b>	<b>0.00</b> <b>134.68</b>	<b>0.01%</b>
Total Market Value Plus Total Accrued Income 1,346,783.11					

### Statement of Transactions

Transaction Date	Transaction Description	Income	Principal	Cost	Realized Gains/Losses
11/01/14	OPENING BALANCE	0.00	0.00	1,346,772.08	
11/04/14	Purchase FIDELITY INSTL M MKT GOVT #57 CLASS 1 11.03 SHARES	0.00	11.03 -	11.03	0.00
11/04/14	Dividend FIDELITY INSTL M MKT GOVT #57 CLASS 1 DIVIDEND	11.03	0.00	0.00	0.00
11/04/14	Cash Debit TRANSFERRED TO ACCOUNT 112603 FF	11.03 -	0.00	0.00	0.00
11/04/14	Cash Credit TRANSFERRED FROM ACCOUNT 112603 FF	0.00	11.03	0.00	0.00
11/04/14	DAILY ENDING BALANCE	0.00	0.00	1,346,783.11	
11/30/14	CLOSING BALANCE	0.00	0.00	1,346,783.11	0.00

Cumulative realized capital gain and loss position from 12/31/2013 for securities held in principal of account:

Short Term: 0.00 \* Long Term: 0.00 \*

\* The above gain and loss position does not include transactions where tax cost information is incomplete or unavailable.

Cash and securities set forth on this Account Statement are held by The Bank of New York Mellon, an affiliate of The Bank of New York Mellon Trust Company, N.A. In addition, The Bank of New York Mellon Trust Company, N.A. may utilize subsidiaries and affiliates to provide services and certain products to the Account. Subsidiaries and affiliates may be compensated for their services and products.

The value of securities set forth on this Account Statement are obtained by The Bank of New York Mellon Trust Company, N.A., from its affiliate, The Bank of New York Mellon which determines such values for Corporate Trust on the basis of market prices and information obtained by The Bank of New York Mellon from unaffiliated third parties (including independent pricing vendors) ("third party pricing services"). The Bank of New York Mellon has not verified such market values or information and makes no assurances as to the accuracy or correctness of such market values or information or that the market values set forth on this Account Statement reflect the value of the securities that can be realized upon the sale of such securities. In addition, the market values for the securities set forth in this Account Statement may differ from the market prices and information for the securities used by other business units of The Bank of New York Mellon Trust Company, N.A., The Bank of New York Mellon or their respective subsidiaries or affiliates based upon market prices and information received from other third party pricing services utilized by such other business units. Corporate Trust does not compare its market values with those used by, or reconcile different market values used by, other business units of The Bank of New York Mellon Trust Company, N.A., The Bank of New York Mellon or their respective subsidiaries or affiliates. Neither The Bank of New York Mellon Trust Company, N.A. nor The Bank of New York Mellon shall be liable for any loss, damage or expense incurred as a result of or arising from or related to the market values or information provided by third party pricing services or the differences in market prices or information provided by other third party pricing services.



**BNY MELLON**

The Bank of New York Mellon Trust Company, N.A.

**KENT COUNTY WATER AUTHORITY  
FINANCE DIRECTOR  
1072 MAIN ST  
WEST WARWICK RI 02893-3724**

### Account Statement

Statement Period 11/01/2014 Through 11/30/2014

Account 112604  
KCWA GEN RENEWAL AND REPLACEMENT AC


**ADMINISTRATIVE CONTACT: ERIN METENY**  
525 WILLIAM PENN PLACE AIM 153-3800-38TH FL  
PITTSBURGH, PA 15259  
412-234-6247  
ERIN.MYERS1@BNYMELLON.COM

**CLIENT SERVICE MANAGER: SUSAN CALISE**  
135 SANTILLI HIGHWAY AIM 026-0018  
EVERETT, MA 02149  
617-382-5217  
SUSAN.CALISE@BNYMELLON.COM

Go Paperless. Securely access your account online to view your statements. Ask your BNY Mellon contact how we can help you access your accounts, enter your own transactions or submit an audit confirmation online. Also be sure to ask how Connect(SM), our new web-based, single sign-on platform can help you go paperless.

Visit us at [www.bnymellon.com](http://www.bnymellon.com)

### Account Overview



Percent of all Investments	Asset Classification	Market Value
100% ☉	CASH AND SHORT TERM	304,614.86
100%	TOTAL OF ALL INVESTMENTS	304,614.86

### Summary of Assets Held

Asset Classification	Market Value	Cost	Accrued Income	Est Annual Income	Market Yield
CASH AND SHORT TERM	304,614.86	304,614.86	0.00	30.46	0.00%
ACCOUNT TOTALS	304,614.86	304,614.86	0.00	30.46	0.00%

### Summary of Cash Transactions

Transaction Category	Current Period			Year-to-Date	
	Income	Principal	Realized Gains/Losses	Income	Principal
OPENING BALANCE	0.00	0.00		0.00	0.00
DIVIDENDS	2.48	0.00	0.00	24.10	0.00
SALES AND REDEMPTIONS	0.00	0.00	0.00	0.00	75,442.67
OTHER CASH ADDITIONS	0.00	8,335.81	0.00	0.00	91,690.73
PAYMENTS AND WITHDRAWALS	2.48 -	0.00	0.00	24.10 -	83,776.00 -
PURCHASES	0.00	8,335.81 -	0.00	0.00	83,357.40 -
CLOSING BALANCE	0.00	0.00	0.00	0.00	0.00

The above cash transactions summary is provided for information purposes only and may not reflect actual taxable income or deductible expenses as reportable under the Internal Revenue Code.

006075 XBNEF402 015635

5  
01/15  
11  
12/15 3 04/15



BNY MELLON

The Bank of New York Mellon Trust Company, N.A.

Statement Period 11/01/2014 Through 11/30/2014  
Account 112604  
KCWA GEN RENEWAL AND REPLACEMENT AC

Statement of Assets Held

Table with columns: Shares / Par Value, Asset Description, Market Price Average Cost, Market Value Cost, Accrued Income Est Annual Income, Market Yield. Rows include CASH AND SHORT TERM, FIDELITY INSTL M MKT GOVT #57 CLASS 1, and ACCOUNT TOTALS.

Statement of Transactions

Table with columns: Transaction Date, Transaction Description, Income, Principal, Cost, Realized Gains/Losses. Rows include OPENING BALANCE, various purchases and dividends of FIDELITY INSTL M MKT GOVT #57 CLASS 1, and CLOSING BALANCE.

Cumulative realized capital gain and loss position from 12/31/2013 for securities held in principal of account:

Short Term: 0.00 \* Long Term: 0.00 \*

\* The above gain and loss position does not include transactions where tax cost information is incomplete or unavailable.

Cash and securities set forth on this Account Statement are held by The Bank of New York Mellon, an affiliate of The Bank of New York Mellon Trust Company, N.A. In addition, The Bank of New York Mellon Trust Company, N.A. may utilize subsidiaries and affiliates to provide services and certain products to the Account.

The value of securities set forth on this Account Statement are obtained by The Bank of New York Mellon Trust Company, N.A., from its affiliate, The Bank of New York Mellon which determines such values for Corporate Trust on the basis of market prices and information obtained by The Bank of New York Mellon from unaffiliated third parties (including independent pricing vendors) ("third party pricing services").

9/27/10  
1403  
5 344



**BNY MELLON**

The Bank of New York Mellon Trust Company, N.A.

**KENT COUNTY WATER AUTHORITY**  
**FINANCE DIRECTOR**  
1072 MAIN ST  
WEST WARWICK RI 02893-3724

### Account Statement

Statement Period 11/01/2014 Through 11/30/2014

Account 112605  
KCWA INFRASTRUCTURE ACCT


**ADMINISTRATIVE CONTACT: ERIN METENY**  
525 WILLIAM PENN PLACE AIM 153-3800-38TH FL  
PITTSBURGH, PA 15259  
412-234-6247  
ERIN.MYERS1@BNYMELLON.COM

**CLIENT SERVICE MANAGER: SUSAN CALISE**  
135 SANTILLI HIGHWAY AIM 026-0018  
EVERETT, MA 02149  
617-382-5217  
SUSAN.CALISE@BNYMELLON.COM

Go Paperless. Securely access your account online to view your statements. Ask your BNY Mellon contact how we can help you access your accounts, enter your own transactions or submit an audit confirmation online. Also be sure to ask how Connect(SM), our new web-based, single sign-on platform can help you go paperless.

Visit us at [www.bnymellon.com](http://www.bnymellon.com)

### Account Overview



Percent of all Investments	Asset Classification	Market Value
100% ☉	CASH AND SHORT TERM	7,106,091.73
100%	TOTAL OF ALL INVESTMENTS	7,106,091.73

### Summary of Assets Held

Asset Classification	Market Value	Cost	Accrued Income	Est Annual Income	Market Yield
CASH AND SHORT TERM	7,106,091.73	7,106,091.73	0.00	710.61	0.01%
ACCOUNT TOTALS	7,106,091.73	7,106,091.73	0.00	710.61	0.01%

### Summary of Cash Transactions

Transaction Category	Current Period			Year-to-Date	
	Income	Principal	Realized Gains/Losses	Income	Principal
OPENING BALANCE	0.00	0.00		0.00	0.00
DIVIDENDS	55.45	0.00	0.00	542.71	0.00
SALES AND REDEMPTIONS	0.00	0.00	0.00	0.00	5,017,903.57
OTHER CASH ADDITIONS	0.00	450,055.45	0.00	0.00	6,031,827.94
PAYMENTS AND WITHDRAWALS	55.45 -	0.00	0.00	542.71 -	5,017,903.57 -
PURCHASES	0.00	450,055.45 -	0.00	0.00	6,031,827.94 -
CLOSING BALANCE	0.00	0.00	0.00	0.00	0.00

The above cash transactions summary is provided for information purposes only and may not reflect actual taxable income or deductible expenses as reportable under the Internal Revenue Code.

006075 XBNEF402 015636

01/7/15 11:58:58 AM



**BNY MELLON**

The Bank of New York Mellon Trust Company, N.A.

Statement Period 11/01/2014 Through 11/30/2014  
Account 112605  
KCWA INFRASTRUCTURE ACCT

**Statement of Assets Held**

Shares / Par Value	Asset Description	Market Price Average Cost	Market Value Cost	Accrued Income Est Annual Income	Market Yield
<b>CASH AND SHORT TERM</b>					
7,106,091.730	FIDELITY INSTL M MKT GOVT #57 CLASS 1 CUSIP: S99992780	1.00000 1.00000	7,106,091.73 7,106,091.73	0.00 710.61	0.01% 0.01%
<b>Total CASH AND SHORT TERM</b>			<b>7,106,091.73</b>	<b>0.00</b> <b>710.61</b>	<b>0.01%</b>
<b>ACCOUNT TOTALS</b>			<b>7,106,091.73</b>	<b>0.00</b> <b>710.61</b>	<b>0.01%</b>
Total Market Value Plus Total Accrued Income 7,106,091.73					

**Statement of Transactions**

Transaction Date	Transaction Description	Income	Principal	Cost	Realized Gains/Losses
11/01/14	OPENING BALANCE	0.00	0.00	6,656,036.28	
11/04/14	Purchase FIDELITY INSTL M MKT GOVT #57 CLASS 1 55.45 SHARES	0.00	55.45 -	55.45	0.00
11/04/14	Dividend FIDELITY INSTL M MKT GOVT #57 CLASS 1 DIVIDEND	55.45	0.00	0.00	0.00
11/04/14	Cash Debit TRANSFERRED TO ACCOUNT 112605 FF---	55.45 -	0.00	0.00	0.00
11/04/14	Cash Credit TRANSFERRED FROM ACCOUNT 112605 FF	0.00	55.45	0.00	0.00
11/04/14	DAILY ENDING BALANCE	0.00	0.00	6,656,091.73	0.00
11/26/14	Purchase FIDELITY INSTL M MKT GOVT #57 CLASS 1 450,000.00 SHARES	0.00	450,000.00 -	450,000.00	0.00
11/26/14	Cash Credit MONTHLY DEPOSIT FROM REVENUE A/C 112600 FUNDS NECESSARY TO COVER APPROVED BUDGET EXPENSES WITH RESPECT TO INFRASIT. TRNIIJ1411261194300	0.00	450,000.00	0.00	0.00
11/26/14	DAILY ENDING BALANCE	0.00	0.00	7,106,091.73	0.00
11/30/14	CLOSING BALANCE	0.00	0.00	7,106,091.73	0.00

Cumulative realized capital gain and loss position from 12/31/2013 for securities held in principal of account:

Short Term: 0.00 \* Long Term: 0.00 \*

\* The above gain and loss position does not include transactions where tax cost information is incomplete or unavailable.

Cash and securities set forth on this Account Statement are held by The Bank of New York Mellon, an affiliate of The Bank of New York Mellon Trust Company, N.A. In addition, The Bank of New York Mellon Trust Company, N.A. may utilize subsidiaries and affiliates to provide services and certain products to the Account. Subsidiaries and affiliates may be compensated for their services and products.

The value of securities set forth on this Account Statement are obtained by The Bank of New York Mellon Trust Company, N.A., from its affiliate, The Bank of New York Mellon which determines such values for Corporate Trust on the basis of market prices and information obtained by The Bank of New York Mellon from unaffiliated third parties (including independent pricing vendors) ("third party pricing services"). The Bank of New York Mellon has not verified such market values or information and makes no assurances as to the accuracy or correctness of such market values or information or that the market values set forth on this Account Statement reflect the value of the securities that can be realized upon the sale of such securities. In addition, the market values for the securities set forth in this Account Statement may differ from the market prices and information for the securities used by other business units of The Bank of New York Mellon Trust Company, N.A., The Bank of New York Mellon or their respective subsidiaries or affiliates based upon market prices and information received from other third party pricing services utilized by such other business units. Corporate Trust does not compare its market values with those used by, or reconcile different market values used by, other business units of The Bank of New York Mellon Trust Company, N.A., The Bank of New York Mellon or their respective subsidiaries or affiliates. Neither The Bank of New York Mellon Trust Company, N.A. nor The Bank of New York Mellon shall be liable for any loss, damage or expense incurred as a result of or arising from or related to the market values or information provided by third party pricing services or the differences in market prices or information provided by other third party pricing services.





# BNY MELLON

The Bank of New York Mellon Trust Company, N.A.

KENT COUNTY WATER AUTHORITY  
FINANCE DIRECTOR  
1072 MAIN ST  
WEST WARWICK RI 02893-3724

## Account Statement

Statement Period 11/01/2014 Through 11/30/2014

Account 112606  
KCWA OPER MAIN RESERVE ACCT


ADMINISTRATIVE CONTACT: ERIN METENY  
525 WILLIAM PENN PLACE AIM 153-3800-38TH FL  
PITTSBURGH, PA 15259  
412-234-6247  
ERIN.MYERS1@BNYMELLON.COM

CLIENT SERVICE MANAGER: SUSAN CALISE  
135 SANTILLI HIGHWAY AIM 026-0018  
EVERETT, MA 02149  
617-382-5217  
SUSAN.CALISE@BNYMELLON.COM

Go Paperless. Securely access your account online to view your statements. Ask your BNY Mellon contact how we can help you access your accounts, enter your own transactions or submit an audit confirmation online. Also be sure to ask how Connect(SM), our new web-based, single sign-on platform can help you go paperless.

Visit us at [www.bnymellon.com](http://www.bnymellon.com)

## Account Overview



Percent of all Investments	Asset Classification	Market Value
100%	CASH AND SHORT TERM	2,382,101.98
100%	TOTAL OF ALL INVESTMENTS	2,382,101.98

## Summary of Assets Held

Asset Classification	Market Value	Cost	Accrued Income	Est Annual Income	Market Yield
CASH AND SHORT TERM	2,382,101.98	2,382,101.98	0.00	238.21	0.00%
ACCOUNT TOTALS	2,382,101.98	2,382,101.98	0.00	238.21	0.00%

## Summary of Cash Transactions

Transaction Category	Current Period			Year-to-Date	
	Income	Principal	Realized Gains/Losses	Income	Principal
OPENING BALANCE	0.00	0.00		0.00	0.00
DIVIDENDS	20.85	0.00	0.00	228.01	0.00
SALES AND REDEMPTIONS	0.00	0.00	0.00	0.00	111,286.46
OTHER CASH ADDITIONS	0.00	20.85	0.00	0.00	228.01
PAYMENTS AND WITHDRAWALS	20.85 -	0.00	0.00	228.01 -	111,286.46 -
PURCHASES	0.00	20.85 -	0.00	0.00	228.01 -
CLOSING BALANCE	0.00	0.00	0.00	0.00	0.00

The above cash transactions summary is provided for information purposes only and may not reflect actual taxable income or deductible expenses as reportable under the Internal Revenue Code.

006075 XBNEF402 015637



**BNY MELLON**

The Bank of New York Mellon Trust Company, N.A.

Statement Period 11/01/2014 Through 11/30/2014  
Account 112606  
KCWA OPER MAIN RESERVE ACCT

### Statement of Assets Held

Shares / Par Value	Asset Description	Market Price Average Cost	Market Value Cost	Accrued Income Est Annual Income	Market Yield
<b>CASH AND SHORT TERM</b>					
2,382,101.980	FIDELITY INSTL M MKT GOVT #57 CLASS 1 CUSIP: S99992780	1.00000 1.00000	2,382,101.98 2,382,101.98	0.00 238.21	0.00% 0.00%
<b>Total CASH AND SHORT TERM</b>			<b>2,382,101.98</b>	<b>0.00</b> <b>238.21</b>	<b>0.00%</b>
<b>ACCOUNT TOTALS</b>			<b>2,382,101.98</b>	<b>0.00</b> <b>238.21</b>	<b>0.00%</b>
Total Market Value Plus Total Accrued Income 2,382,101.98					

### Statement of Transactions

Transaction Date	Transaction Description	Income	Principal	Cost	Realized Gains/Losses
11/01/14	OPENING BALANCE	0.00	0.00	2,382,081.13	
11/04/14	Purchase FIDELITY INSTL M MKT GOVT #57 CLASS 1 20.85 SHARES	0.00	20.85 -	20.85	0.00
11/04/14	Dividend FIDELITY INSTL M MKT GOVT #57 CLASS 1 DIVIDEND	20.85	0.00	0.00	0.00
11/04/14	Cash Debit TRANSFERRED TO ACCOUNT 112606 FF	20.85 -	0.00	0.00	0.00
11/04/14	Cash Credit TRANSFERRED FROM ACCOUNT 112606 FF	0.00	20.85	0.00	0.00
11/04/14	DAILY ENDING BALANCE	0.00	0.00	2,382,101.98	0
11/30/14	CLOSING BALANCE	0.00	0.00	2,382,101.98	0.00

Cumulative realized capital gain and loss position from 12/31/2013 for securities held in principal of account:

Short Term: 0.00 \*      Long Term: 0.00 \*

\* The above gain and loss position does not include transactions where tax cost information is incomplete or unavailable.

Cash and securities set forth on this Account Statement are held by The Bank of New York Mellon, an affiliate of The Bank of New York Mellon Trust Company, N.A. In addition, The Bank of New York Mellon Trust Company, N.A. may utilize subsidiaries and affiliates to provide services and certain products to the Account. Subsidiaries and affiliates may be compensated for their services and products.

The value of securities set forth on this Account Statement are obtained by The Bank of New York Mellon Trust Company, N.A., from its affiliate, The Bank of New York Mellon which determines such values for Corporate Trust on the basis of market prices and information obtained by The Bank of New York Mellon from unaffiliated third parties (including independent pricing vendors) ("third party pricing services"). The Bank of New York Mellon has not verified such market values or information and makes no assurances as to the accuracy or correctness of such market values or information or that the market values set forth on this Account Statement reflect the value of the securities that can be realized upon the sale of such securities. In addition, the market values for the securities set forth in this Account Statement may differ from the market prices and information for the same securities used by other business units of The Bank of New York Mellon Trust Company, N.A., The Bank of New York Mellon or their respective subsidiaries or affiliates based upon market prices and information received from other third party pricing services utilized by such other business units. Corporate Trust does not compare its market values with those used by, or reconcile different market values used by, other business units of The Bank of New York Mellon Trust Company, N.A., The Bank of New York Mellon or their respective subsidiaries or affiliates. Neither The Bank of New York Mellon Trust Company, N.A. nor The Bank of New York Mellon shall be liable for any loss, damage or expense incurred as a result of or arising from or related to the market values or information provided by third party pricing services or the differences in market prices or information provided by other third party pricing services.

97710  
103 5 844



**BNY MELLON**

The Bank of New York Mellon Trust Company, N.A.

**KENT COUNTY WATER AUTHORITY  
FINANCE DIRECTOR  
1072 MAIN ST  
WEST WARWICK RI 02893-3724**

Go Paperless. Securely access your account online to view your statements. Ask your BNY Mellon contact how we can help you access your accounts, enter your own transactions or submit an audit confirmation online. Also be sure to ask how Connect(SM), our new web-based, single sign-on platform can help you go paperless.

Visit us at [www.bnymellon.com](http://www.bnymellon.com)

### Account Statement


Statement Period 11/01/2014 Through 11/30/2014

Account 112612  
KCWA DEBT SERVICE SAVINGS (2004)

ADMINISTRATIVE CONTACT: ERIN METENY  
525 WILLIAM PENN PLACE AIM 153-3800-38TH FL  
PITTSBURGH, PA 15259  
412-234-6247  
ERIN.MYERS1@BNYMELLON.COM

CLIENT SERVICE MANAGER: SUSAN CALISE  
135 SANTILLI HIGHWAY AIM 026-0018  
EVERETT, MA 02149  
617-382-5217  
SUSAN.CALISE@BNYMELLON.COM

### Account Overview



Percent of all Investments	Asset Classification	Market Value
100%	CASH AND SHORT TERM	598,610.18
100%	TOTAL OF ALL INVESTMENTS	598,610.18

### Summary of Assets Held

Asset Classification	Market Value	Cost	Accrued Income	Est Annual Income	Market Yield
CASH AND SHORT TERM	598,610.18	598,610.18	0.00	59.86	0.00%
ACCOUNT TOTALS	598,610.18	598,610.18	0.00	59.86	0.00%

### Summary of Cash Transactions

Transaction Category	Current Period			Year-to-Date	
	Income	Principal	Realized Gains/Losses	Income	Principal
OPENING BALANCE	0.00	0.00		0.00	0.00
DIVIDENDS	3.71	0.00	0.00	52.27	0.00
SALES AND REDEMPTIONS	0.00	0.00	0.00	0.00	1,014,062.41
OTHER CASH ADDITIONS	0.00	93,003.71	0.00	0.00	1,151,582.69
PAYMENTS AND WITHDRAWALS	3.71 -	0.00	0.00	52.27 -	1,106,112.50 -
PURCHASES	0.00	93,003.71 -	0.00	0.00	1,059,532.60 -
CLOSING BALANCE	0.00	0.00	0.00	0.00	0.00

The above cash transactions summary is provided for information purposes only and may not reflect actual taxable income or deductible expenses as reportable under the Internal Revenue Code.

006075 XBNEF402 015638

01/17/15 11:54:11 AM



**BNY MELLON**

The Bank of New York Mellon Trust Company, N.A.

Statement Period 11/01/2014 Through 11/30/2014  
Account 112612  
KCWA DEBT SERVICE SAVINGS (2004)

### Statement of Assets Held

Shares / Par Value	Asset Description	Market Price Average Cost	Market Value Cost	Accrued Income Est Annual Income	Market Yield
<b>CASH AND SHORT TERM</b>					
598,610.180	FIDELITY INSTL M MKT GOVT #57 CLASS 1 CUSIP: S99992780	1.00000	598,610.18	0.00	0.00%
		1.00000	598,610.18	59.86	
<b>Total CASH AND SHORT TERM</b>			<b>598,610.18</b>	<b>0.00</b>	<b>0.00%</b>
			598,610.18	59.86	
<b>ACCOUNT TOTALS</b>					
			<b>598,610.18</b>	<b>0.00</b>	<b>0.00%</b>
			598,610.18	59.86	
Total Market Value Plus Total Accrued Income 598,610.18					

### Statement of Transactions

Transaction Date	Transaction Description	Income	Principal	Cost	Realized Gains/Losses
11/01/14	OPENING BALANCE	0.00	0.00	505,606.47	
11/04/14	Purchase FIDELITY INSTL M MKT GOVT #57 CLASS 1 3.71 SHARES	0.00	3.71 -	3.71	0.00
11/04/14	Dividend FIDELITY INSTL M MKT GOVT #57 CLASS 1 DIVIDEND	3.71	0.00	0.00	0.00
11/04/14	Cash Debit TRANSFERRED TO ACCOUNT 112612 FF	3.71 -	0.00	0.00	0.00
11/04/14	Cash Credit TRANSFERRED FROM ACCOUNT 112612 FF	0.00	3.71	0.00	0.00
11/04/14	DAILY ENDING BALANCE	0.00	0.00	505,610.18	
11/26/14	Purchase FIDELITY INSTL M MKT GOVT #57 CLASS 1 93,000.00 SHARES	0.00	93,000.00 -	93,000.00	0.00
11/26/14	Cash Credit MONTHLY DEPOSIT FROM REVENUE A/C 112600 OF FUNDS NECESSARY TO COVER MONTHLY LOAN PAYMENT OBLIGATION ON SERIES 2004 BONDS TRNIIJ1411261194500	0.00	93,000.00	0.00	0.00
11/26/14	DAILY ENDING BALANCE	0.00	0.00	598,610.18	0.00
11/30/14	CLOSING BALANCE	0.00	0.00	598,610.18	0.00

Cumulative realized capital gain and loss position from 12/31/2013 for securities held in principal of account:

Short Term: 0.00 \*      Long Term: 0.00 \*

\* The above gain and loss position does not include transactions where tax cost information is incomplete or unavailable.

Cash and securities set forth on this Account Statement are held by The Bank of New York Mellon, an affiliate of The Bank of New York Mellon Trust Company, N.A. In addition, The Bank of New York Mellon Trust Company, N.A. may utilize subsidiaries and affiliates to provide services and certain products to the Account. Subsidiaries and affiliates may be compensated for their services and products.

The value of securities set forth on this Account Statement are obtained by The Bank of New York Mellon Trust Company, N.A., from its affiliate, The Bank of New York Mellon which determines such values for Corporate Trust on the basis of market prices and information obtained by The Bank of New York Mellon from unaffiliated third parties (including independent pricing vendors) ("third party pricing services"). The Bank of New York Mellon has not verified such market values or information and makes no assurances as to the accuracy or correctness of such market values or information or that the market values set forth on this Account Statement reflect the value of the securities that can be realized upon the sale of such securities. In addition, the market values for the securities set forth in this Account Statement may differ from the market prices and information for the same securities used by other business units of The Bank of New York Mellon Trust Company, N.A., The Bank of New York Mellon or their respective subsidiaries or affiliates based upon market prices and information received from other third party pricing services utilized by such other business units. Corporate Trust does not compare its market values with those used by, or reconcile different market values used by, other business units of The Bank of New York Mellon Trust Company, N.A., The Bank of New York Mellon or their respective subsidiaries or affiliates. Neither The Bank of New York Mellon Trust Company, N.A. nor The Bank of New York Mellon shall be liable for any loss, damage or expense incurred as a result of or arising from or related to the market values or information provided by third party pricing services or the differences in market prices or information provided by other third party pricing services.



**BNY MELLON**

The Bank of New York Mellon Trust Company, N.A.

**KENT COUNTY WATER AUTHORITY**  
FINANCE DIRECTOR  
1072 MAIN ST  
WEST WARWICK RI 02893-3724

### Account Statement

Statement Period 11/01/2014 Through 11/30/2014

Account 112613  
KCWA SER 2004A DEBT SERV RESRV


ADMINISTRATIVE CONTACT: ERIN METENY  
525 WILLIAM PENN PLACE AIM 153-3800-38TH FL  
PITTSBURGH, PA 15259  
412-234-6247  
ERIN.MYERS1@BNYMELLON.COM

CLIENT SERVICE MANAGER: SUSAN CALISE  
135 SANTILLI HIGHWAY AIM 026-0018  
EVERETT, MA 02149  
617-382-5217  
SUSAN.CALISE@BNYMELLON.COM

Go Paperless. Securely access your account online to view your statements. Ask your BNY Mellon contact how we can help you access your accounts, enter your own transactions or submit an audit confirmation online. Also be sure to ask how Connect(SM), our new web-based, single sign-on platform can help you go paperless.

Visit us at [www.bnymellon.com](http://www.bnymellon.com)

### Account Overview



Percent of all Investments	Asset Classification	Market Value
100%	CASH AND SHORT TERM	1.12
100%	TOTAL OF ALL INVESTMENTS	1.12

### Summary of Assets Held

Asset Classification	Market Value	Cost	Accrued Income	Est Annual Income	Market Yield
CASH AND SHORT TERM	1.12	1.12	0.00	0.00	0.00%
ACCOUNT TOTALS	1.12	1.12	0.00	0.00	0.00%

### Summary of Cash Transactions

Transaction Category	Current Period			Year-to-Date	
	Income	Principal	Realized Gains/Losses	Income	Principal
OPENING BALANCE	1.12	0.00		0.00	0.00
DIVIDENDS	0.00	0.00	0.00	14.49	0.00
INTEREST	0.00	0.00	0.00	4,103.36	0.00
SALES AND REDEMPTIONS	0.00	0.00	0.00	0.00	441,546.54
OTHER CASH ADDITIONS	0.00	0.00	0.00	0.00	13.32
PAYMENTS AND WITHDRAWALS	0.00	0.00	0.00	4,116.73 -	225,650.22 -
PURCHASES	0.00	0.00	0.00	0.00	215,909.64 -
CLOSING BALANCE	1.12	0.00	0.00	1.12	0.00

The above cash transactions summary is provided for information purposes only and may not reflect actual taxable income or deductible expenses as reportable under the Internal Revenue Code.

006075 XBNEF402 015639

01/17/15 11:10:30 AM



**BNY MELLON**

The Bank of New York Mellon Trust Company, N.A.

Statement Period 11/01/2014 Through 11/30/2014  
Account 112613  
KCWA SER 2004A DEBT SERV RESRV

**Statement of Assets Held**

Shares / Par Value	Asset Description	Market Price Average Cost	Market Value Cost	Accrued Income Est Annual Income	Market Yield
<b>CASH AND SHORT TERM</b>					
	CASH BALANCE	0.00000	1.12	0.00	0.00%
		0.00000	1.12	0.00	0.00%
<b>Total CASH AND SHORT TERM</b>			<b>1.12</b>	<b>0.00</b>	<b>0.00%</b>
			1.12	0.00	
<b>ACCOUNT TOTALS</b>			<b>1.12</b>	<b>0.00</b>	<b>0.00%</b>
Total Market Value Plus Total Accrued Income 1.12			1.12	0.00	

**Statement of Transactions**

Transaction Date	Transaction Description	Income	Principal	Cost	Realized Gains/Losses
---------------------	-------------------------	--------	-----------	------	--------------------------

No Transactions This Period

Cash and securities set forth on this Account Statement are held by The Bank of New York Mellon, an affiliate of The Bank of New York Mellon Trust Company, N.A. In addition, The Bank of New York Mellon Trust Company, N.A. may utilize subsidiaries and affiliates to provide services and certain products to the Account. Subsidiaries and affiliates may be compensated for their services and products.

The value of securities set forth on this Account Statement are obtained by The Bank of New York Mellon Trust Company, N.A., from its affiliate, The Bank of New York Mellon which determines such values for Corporate Trust on the basis of market prices and information obtained by The Bank of New York Mellon from unaffiliated third parties (including independent pricing vendors) ("third party pricing services"). The Bank of New York Mellon has not verified such market values or information and makes no assurances as to the accuracy or correctness of such market values or information or that the market values set forth on this Account Statement reflect the value of the securities that can be realized upon the sale of such securities. In addition, the market values for the securities set forth in this Account Statement may differ from the market prices and information for the same securities used by other business units of The Bank of New York Mellon Trust Company, N.A., The Bank of New York Mellon or their respective subsidiaries or affiliates based upon market prices and information received from other third party pricing services utilized by such other business units. Corporate Trust does not compare its market values with those used by, or reconcile different market values used by, other business units of The Bank of New York Mellon Trust Company, N.A., The Bank of New York Mellon or their respective subsidiaries or affiliates. Neither The Bank of New York Mellon Trust Company, N.A. nor The Bank of New York Mellon shall be liable for any loss, damage or expense incurred as a result of or arising from or related to the market values or information provided by third party pricing services or the differences in market prices or information provided by other third party pricing services.



**BNY MELLON**

The Bank of New York Mellon Trust Company, N.A.

**KENT COUNTY WATER AUTHORITY**  
FINANCE DIRECTOR  
1072 MAIN STREET  
WEST WARWICK RI 02893

**Account Statement**

Statement Period 11/01/2014 Through 11/30/2014

Account 853023  
KENT COUNTY WATER AUTHORITY  
GENERAL REFUNDING REVENUE BONDS  
2012 SERIES A


ADMINISTRATIVE CONTACT: ERIN METENY  
525 WILLIAM PENN PLACE AIM 153-3800-38TH FL  
PITTSBURGH, PA 15259  
412-234-6247  
ERIN.MYERS1@BNYMELLON.COM

CLIENT SERVICE MANAGER: SUSAN CALISE  
135 SANTILLI HIGHWAY AIM 026-0018  
EVERETT, MA 02149  
617-382-5217  
SUSAN.CALISE@BNYMELLON.COM

Go Paperless. Securely access your account online to view your statements. Ask your BNY Mellon contact how we can help you access your accounts, enter your own transactions or submit an audit confirmation online. Also be sure to ask how Connect(SM), our new web-based, single sign-on platform can help you go paperless.

Visit us at [www.bnymellon.com](http://www.bnymellon.com)

**Account Overview**



Percent of all Investments	Asset Classification	Market Value
100%	CASH AND SHORT TERM	1,799,081.42
100%	TOTAL OF ALL INVESTMENTS	1,799,081.42

**Summary of Assets Held**

Asset Classification	Market Value	Cost	Accrued Income	Est Annual Income	Market Yield
CASH AND SHORT TERM	1,799,081.42	1,799,081.42	0.00	179.91	0.01%
ACCOUNT TOTALS	1,799,081.42	1,799,081.42	0.00	179.91	0.01%

**Summary of Cash Transactions**

Transaction Category	Current Period			Year-to-Date	
	Income	Principal	Realized Gains/Losses	Income	Principal
OPENING BALANCE	0.00	0.00		0.00	0.00
DIVIDENDS	15.23	0.00	0.00	90.71	0.00
INTEREST	0.00	0.00	0.00	44,499.96	0.00
SALES AND REDEMPTIONS	0.00	0.00	0.00	0.00	3,620,185.38
OTHER CASH ADDITIONS	0.00	15.23	0.00	0.00	44,590.67
PAYMENTS AND WITHDRAWALS	15.23 -	0.00	0.00	44,590.67 -	0.00
PURCHASES	0.00	15.23 -	0.00	0.00	3,664,776.05 -
CLOSING BALANCE	0.00	0.00	0.00	0.00	0.00

The above cash transactions summary is provided for information purposes only and may not reflect actual taxable income or deductible expenses as reportable under the Internal Revenue Code.

006074 XBNEF402 015624

01778 11 1700 6 0400



**BNY MELLON**

The Bank of New York Mellon Trust Company, N.A.

Statement Period 11/01/2014 Through 11/30/2014  
Account 853023  
KCWA SER 2012 DSR FUND

### Statement of Assets Held

Shares / Par Value	Asset Description	Market Price Average Cost	Market Value Cost	Accrued Income Est Annual Income	Market Yield
<b>CASH AND SHORT TERM</b>					
1,799,081.420	FIDELITY INSTL M MKT GOVT #57 CLASS 1 CUSIP: S99992780	1.00000	1,799,081.42	0.00	0.01%
		1.00000	1,799,081.42	179.91	
<b>Total CASH AND SHORT TERM</b>			<b>1,799,081.42</b>	<b>0.00</b>	<b>0.01%</b>
			<b>1,799,081.42</b>	<b>179.91</b>	
<b>ACCOUNT TOTALS</b>			<b>1,799,081.42</b>	<b>0.00</b>	<b>0.01%</b>
			<b>1,799,081.42</b>	<b>179.91</b>	
Total Market Value Plus Total Accrued Income 1,799,081.42					

### Statement of Transactions

Transaction Date	Transaction Description	Income	Principal	Cost	Realized Gains/Losses
11/01/14	OPENING BALANCE	0.00	0.00	1,799,066.19	
11/04/14	Purchase FIDELITY INSTL M MKT GOVT #57 CLASS 1 15.23 SHARES	0.00	15.23 -	15.23	0.00
11/04/14	Dividend FIDELITY INSTL M MKT GOVT #57 CLASS 1 DIVIDEND	15.23	0.00	0.00	0.00
11/04/14	Cash Debit TRANSFERRED TO ACCOUNT 853023 FF	15.23 -	0.00	0.00	0.00
11/04/14	Cash Credit TRANSFERRED FROM ACCOUNT 853023 FF	0.00	15.23	0.00	0.00
11/04/14	DAILY ENDING BALANCE	0.00	0.00	1,799,081.42	
11/30/14	CLOSING BALANCE	0.00	0.00	1,799,081.42	0.00

Cumulative realized capital gain and loss position from 12/31/2013 for securities held in principal of account:

Short Term: 0.00 \* Long Term: 0.00 \*

\* The above gain and loss position does not include transactions where tax cost information is incomplete or unavailable.

Cash and securities set forth on this Account Statement are held by The Bank of New York Mellon, an affiliate of The Bank of New York Mellon Trust Company, N.A. In addition, The Bank of New York Mellon Trust Company, N.A. may utilize subsidiaries and affiliates to provide services and certain products to the Account. Subsidiaries and affiliates may be compensated for their services and products.

The value of securities set forth on this Account Statement are obtained by The Bank of New York Mellon Trust Company, N.A., from its affiliate, The Bank of New York Mellon which determines such values for Corporate Trust on the basis of market prices and information obtained by The Bank of New York Mellon from unaffiliated third parties (including independent pricing vendors) ("third party pricing services"). The Bank of New York Mellon has not verified such market values or information and makes no assurances as to the accuracy or correctness of such market values or information or that the market values set forth on this Account Statement reflect the value of the securities that can be realized upon the sale of such securities. In addition, the market values for the securities set forth in this Account Statement may differ from the market prices and information for the same securities used by other business units of The Bank of New York Mellon Trust Company, N.A., The Bank of New York Mellon or their respective subsidiaries or affiliates based upon market prices and information received from other third party pricing services utilized by such other business units. Corporate Trust does not compare its market values with those used by, or reconcile different market values used by, other business units of The Bank of New York Mellon Trust Company, N.A., The Bank of New York Mellon or their respective subsidiaries or affiliates. Neither The Bank of New York Mellon Trust Company, N.A. nor The Bank of New York Mellon shall be liable for any loss, damage or expense incurred as a result of or arising from or related to the market values or information provided by third party pricing services or the differences in market prices or information provided by other third party pricing services.





**BNY MELLON**

The Bank of New York Mellon Trust Company, N.A.

**KENT COUNTY WATER AUTHORITY**  
FINANCE DIRECTOR  
1072 MAIN STREET  
WEST WARWICK RI 02893

### Account Statement

Statement Period 11/01/2014 Through 11/30/2014

Account 853024  
KENT COUNTY WATER AUTHORITY  
GENERAL REFUNDING REVENUE BONDS  
2012 SERIES A

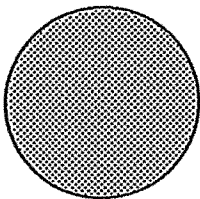
ADMINISTRATIVE CONTACT: ERIN METENY  
525 WILLIAM PENN PLACE AIM 153-3800-38TH FL  
PITTSBURGH, PA 15259  
412-234-6247  
ERIN.MYERS1@BNYMELLON.COM

CLIENT SERVICE MANAGER: SUSAN CALISE  
135 SANTILLI HIGHWAY AIM 026-0018  
EVERETT, MA 02149  
617-382-5217  
SUSAN.CALISE@BNYMELLON.COM

Go Paperless. Securely access your account online to view your statements. Ask your BNY Mellon contact how we can help you access your accounts, enter your own transactions or submit an audit confirmation online. Also be sure to ask how Connect(SM), our new web-based, single sign-on platform can help you go paperless.

Visit us at [www.bnymellon.com](http://www.bnymellon.com)

### Account Overview



Percent of all Investments	Asset Classification	Market Value
100% ⊕	CASH AND SHORT TERM	908,314.19
100%	TOTAL OF ALL INVESTMENTS	908,314.19

### Summary of Assets Held

Asset Classification	Market Value	Cost	Accrued Income	Est Annual Income	Market Yield
CASH AND SHORT TERM	908,314.19	908,314.19	0.00	90.83	0.00%
ACCOUNT TOTALS	908,314.19	908,314.19	0.00	90.83	0.00%

### Summary of Cash Transactions

Transaction Category	Current Period			Year-to-Date	
	Income	Principal	Realized Gains/Losses	Income	Principal
OPENING BALANCE	0.00	0.00		0.00	0.00
DIVIDENDS	5.10	0.00	0.00	83.90	0.00
SALES AND REDEMPTIONS	0.00	0.00	0.00	0.00	2,176,500.00
OTHER CASH ADDITIONS	0.00	181,630.10	0.00	0.00	1,996,458.90
PAYMENTS AND WITHDRAWALS	5.10 -	0.00	0.00	83.90 -	2,176,500.00 -
PURCHASES	0.00	181,630.10 -	0.00	0.00	1,996,458.90 -
CLOSING BALANCE	0.00	0.00	0.00	0.00	0.00

The above cash transactions summary is provided for information purposes only and may not reflect actual taxable income or deductible expenses as reportable under the Internal Revenue Code.

006074 XBNEF402 015825

0  
B  
7  
U  
M  
1  
F  
U  
S  
S  
R  
4  
4  
8



BNY MELLON

The Bank of New York Mellon Trust Company, N.A.

Statement Period 11/01/2014 Through 11/30/2014  
Account 853024  
KOWA SER 2012 DEBT SERVICE FD

Statement of Assets Held

Shares / Par Value	Asset Description	Market Price Average Cost	Market Value Cost	Accrued Income Est Annual Income	Market Yield
<b>CASH AND SHORT TERM</b>					
908,314.190	FIDELITY INSTL M MKT GOVT #57 CLASS 1 CUSIP: S99992780	1.00000 1.00000	908,314.19 908,314.19	0.00 90.83	0.00%
<b>Total CASH AND SHORT TERM</b>			<b>908,314.19</b>	<b>0.00</b> <b>90.83</b>	<b>0.00%</b>
<b>ACCOUNT TOTALS</b>			<b>908,314.19</b>	<b>0.00</b> <b>90.83</b>	<b>0.00%</b>
Total Market Value Plus Total Accrued Income 908,314.19					

Statement of Transactions

Transaction Date	Transaction Description	Income	Principal	Cost	Realized Gains/Losses
11/01/14	OPENING BALANCE	0.00	0.00	726,684.09	
11/04/14	Purchase FIDELITY INSTL M MKT GOVT #57 CLASS 1 5.10 SHARES	0.00	5.10 -	5.10	0.00
11/04/14	Dividend FIDELITY INSTL M MKT GOVT #57 CLASS 1 DIVIDEND	5.10	0.00	0.00	0.00
11/04/14	Cash Debit TRANSFERRED TO ACCOUNT 853024 FF	5.10 -	0.00	0.00	0.00
11/04/14	Cash Credit TRANSFERRED FROM ACCOUNT 853024 FF	0.00	5.10	0.00	0.00
11/04/14	DAILY ENDING BALANCE	0.00	0.00	726,689.19	0
11/26/14	Purchase FIDELITY INSTL M MKT GOVT #57 CLASS 1 181,625.00 SHARES	0.00	181,625.00 -	181,625.00	0.00
11/26/14	Cash Credit MONTHLY DEPOSIT FROM REVENUE A/C 112600 OF FUNDS NECESSARY TO COVER MONTHLY LOAN PAYMENT OBLIGATION ON SERIES 2012 BONDS TRNIJ1411261194700	0.00	181,625.00	0.00	0.00
11/26/14	DAILY ENDING BALANCE	0.00	0.00	908,314.19	0.00
11/30/14	CLOSING BALANCE	0.00	0.00	908,314.19	0.00

Cumulative realized capital gain and loss position from 12/31/2013 for securities held in principal of account:

Short Term: 0.00 \* Long Term: 0.00 \*

\* The above gain and loss position does not include transactions where tax cost information is incomplete or unavailable.

Cash and securities set forth on this Account Statement are held by The Bank of New York Mellon, an affiliate of The Bank of New York Mellon Trust Company, N.A. In addition, The Bank of New York Mellon Trust Company, N.A. may utilize subsidiaries and affiliates to provide services and certain products to the Account. Subsidiaries and affiliates may be compensated for their services and products.

The value of securities set forth on this Account Statement are obtained by The Bank of New York Mellon Trust Company, N.A., from its affiliate, The Bank of New York Mellon which determines such values for Corporate Trust on the basis of market prices and information obtained by The Bank of New York Mellon from unaffiliated third parties (including independent pricing vendors) ("third party pricing services"). The Bank of New York Mellon has not verified such market values or information and makes no assurances as to the accuracy or correctness of such market values or information or that the market values set forth on this Account Statement reflect the value of the securities that can be realized upon the sale of such securities. In addition, the market values for the securities set forth in this Account Statement may differ from the market prices and information for the same securities used by other business units of The Bank of New York Mellon Trust Company, N.A., The Bank of New York Mellon or their respective subsidiaries or affiliates based upon market prices and information received from other third party pricing services utilized by such other business units. Corporate Trust does not compare its market values with those used by, or reconcile different market values used by, other business units of The Bank of New York Mellon Trust Company, N.A., The Bank of New York Mellon or their respective subsidiaries or affiliates. Neither The Bank of New York Mellon Trust Company, N.A. nor The Bank of New York Mellon shall be liable for any loss, damage or expense incurred as a result of or arising from or related to the market values or information provided by third party pricing services or the differences in market prices or information provided by other third party pricing services.

9/27/10 M 1 PUS 5 844



# BNY MELLON

The Bank of New York Mellon Trust Company, N.A.

KENT COUNTY WATER AUTHORITY  
FINANCE DIRECTOR  
1072 MAIN STREET  
WEST WARWICK RI 02893

## Account Statement

Statement Period 11/01/2014 Through 11/30/2014

Account 853025  
KENT COUNTY WATER AUTHORITY  
GENERAL REFUNDING REVENUE BONDS  
2012 SERIES A


ADMINISTRATIVE CONTACT: ERIN METENY  
525 WILLIAM PENN PLACE AIM 153-3800-38TH FL  
PITTSBURGH, PA 15259  
412-234-6247  
ERIN.MYERS1@BNYMELLON.COM

CLIENT SERVICE MANAGER: SUSAN CALISE  
135 SANTILLI HIGHWAY AIM 026-0018  
EVERETT, MA 02149  
617-382-5217  
SUSAN.CALISE@BNYMELLON.COM

Go Paperless. Securely access your account online to view your statements. Ask your BNY Mellon contact how we can help you access your accounts, enter your own transactions or submit an audit confirmation online. Also be sure to ask how Connect(SM), our new web-based, single sign-on platform can help you go paperless.

Visit us at [www.bnymellon.com](http://www.bnymellon.com)

## Account Overview



Percent of all Investments	Asset Classification	Market Value
100%	CASH AND SHORT TERM	1,739,155.75
100%	TOTAL OF ALL INVESTMENTS	1,739,155.75

## Summary of Assets Held

Asset Classification	Market Value	Cost	Accrued Income	Est Annual Income	Market Yield
CASH AND SHORT TERM	1,739,155.75	1,739,155.75	0.00	173.92	0.01%
ACCOUNT TOTALS	1,739,155.75	1,739,155.75	0.00	173.92	0.01%

## Summary of Cash Transactions

Transaction Category	Current Period			Year-to-Date	
	Income	Principal	Realized Gains/Losses	Income	Principal
OPENING BALANCE	0.00	0.00		0.00	0.00
DIVIDENDS	14.84	0.00	0.00	172.06	0.00
SALES AND REDEMPTIONS	0.00	0.00	0.00	0.00	728,953.10
OTHER CASH ADDITIONS	0.00	14.84	0.00	0.00	172.06
PAYMENTS AND WITHDRAWALS	14.84 -	0.00	0.00	172.06 -	728,953.10 -
PURCHASES	0.00	14.84 -	0.00	0.00	172.06 -
CLOSING BALANCE	0.00	0.00	0.00	0.00	0.00

The above cash transactions summary is provided for information purposes only and may not reflect actual taxable income or deductible expenses as reportable under the Internal Revenue Code.

006074 XBNMF402 015626

01/17/15 17:03 5 09:44:55



**BNY MELLON**

The Bank of New York Mellon Trust Company, N.A.

Statement Period 11/01/2014 Through 11/30/2014  
Account 853025  
KCWA SER 2012 PJCT FD COI AC

### Statement of Assets Held

Shares / Par Value	Asset Description	Market Price Average Cost	Market Value Cost	Accrued Income Est Annual Income	Market Yield
<b>CASH AND SHORT TERM</b>					
1,739,155.750	FIDELITY INSTL M MKT GOVT #57 CLASS 1 CUSIP: S99992780	1.00000 1.00000	1,739,155.75 1,739,155.75	0.00 173.92	0.01% 0.01%
<b>Total CASH AND SHORT TERM</b>			<b>1,739,155.75</b>	<b>0.00</b> <b>173.92</b>	<b>0.01%</b>
<b>ACCOUNT TOTALS</b>			<b>1,739,155.75</b>	<b>0.00</b> <b>173.92</b>	<b>0.01%</b>
Total Market Value Plus Total Accrued Income 1,739,155.75					

### Statement of Transactions

Transaction Date	Transaction Description	Income	Principal	Cost	Realized Gains/Losses
11/01/14	OPENING BALANCE	0.00	0.00	1,739,140.91	
11/04/14	Purchase FIDELITY INSTL M MKT GOVT #57 CLASS 1 14.84 SHARES	0.00	14.84 -	14.84	0.00
11/04/14	Dividend FIDELITY INSTL M MKT GOVT #57 CLASS 1 DIVIDEND	14.84	0.00	0.00	0.00
11/04/14	Cash Debit TRANSFERRED TO ACCOUNT 853025 FF	14.84 -	0.00	0.00	0.00
11/04/14	Cash Credit TRANSFERRED FROM ACCOUNT 853025 FF	0.00	14.84	0.00	0.00
11/04/14	DAILY ENDING BALANCE	0.00	0.00	1,739,155.75	
11/30/14	CLOSING BALANCE	0.00	0.00	1,739,155.75	0.00

Cumulative realized capital gain and loss position from 12/31/2013 for securities held in principal of account:

Short Term: 0.00 \* Long Term: 0.00 \*

\* The above gain and loss position does not include transactions where tax cost information is incomplete or unavailable.

Cash and securities set forth on this Account Statement are held by The Bank of New York Mellon, an affiliate of The Bank of New York Mellon Trust Company, N.A. In addition, The Bank of New York Mellon Trust Company, N.A. may utilize subsidiaries and affiliates to provide services and certain products to the Account. Subsidiaries and affiliates may be compensated for their services and products.

The value of securities set forth on this Account Statement are obtained by The Bank of New York Mellon Trust Company, N.A., from its affiliate, The Bank of New York Mellon which determines such values for Corporate Trust on the basis of market prices and information obtained by The Bank of New York Mellon from unaffiliated third parties (including independent pricing vendors) ("third party pricing services"). The Bank of New York Mellon has not verified such market values or information and makes no assurances as to the accuracy or correctness of such market values or information or that the market values set forth on this Account Statement reflect the value of the securities that can be realized upon the sale of such securities. In addition, the market values for the securities set forth in this Account Statement may differ from the market prices and information for the securities used by other business units of The Bank of New York Mellon Trust Company, N.A., The Bank of New York Mellon or their respective subsidiaries or affiliates based upon market prices and information received from other third party pricing services utilized by such other business units. Corporate Trust does not compare its market values with those used by, or reconcile different market values used by, other business units of The Bank of New York Mellon Trust Company, N.A., The Bank of New York Mellon or their respective subsidiaries or affiliates. Neither The Bank of New York Mellon Trust Company, N.A. nor The Bank of New York Mellon shall be liable for any loss, damage or expense incurred as a result of or arising from or related to the market values or information provided by third party pricing services or the differences in market prices or information provided by other third party pricing services.



**BNY MELLON**

The Bank of New York Mellon Trust Company, N.A.

**KENT COUNTY WATER AUTHORITY**  
FINANCE DIRECTOR  
1072 MAIN STREET  
WEST WARWICK RI 02893

Go Paperless. Securely access your account online to view your statements. Ask your BNY Mellon contact how we can help you access your accounts, enter your own transactions or submit an audit confirmation online. Also be sure to ask how Connect(SM), our new web-based, single sign-on platform can help you go paperless.

Visit us at [www.bnymellon.com](http://www.bnymellon.com)

## Account Statement

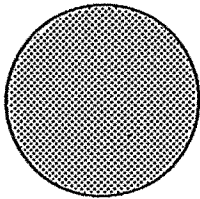
Statement Period 11/01/2014 Through 11/30/2014

Account 853026  
KENT COUNTY WATER AUTHORITY  
GENERAL REFUNDING REVENUE BONDS  
DEBT SERVICE SAVINGS ACCOUNT FOR CIP

ADMINISTRATIVE CONTACT: ERIN METENY  
525 WILLIAM PENN PLACE AIM 153-3800-38TH FL  
PITTSBURGH, PA 15259  
412-234-6247  
ERIN.MYERS1@BNYMELLON.COM

CLIENT SERVICE MANAGER: SUSAN CALISE  
135 SANTILLI HIGHWAY AIM 026-0018  
EVERETT, MA 02149  
617-382-5217  
SUSAN.CALISE@BNYMELLON.COM

## Account Overview



Percent of all Investments	Asset Classification	Market Value
100% ☉	CASH AND SHORT TERM	1,043,408.11
100%	TOTAL OF ALL INVESTMENTS	1,043,408.11

## Summary of Assets Held

Asset Classification	Market Value	Cost	Accrued Income	Est Annual Income	Market Yield
CASH AND SHORT TERM	1,043,408.11	1,043,408.11	0.00	104.34	0.00%
ACCOUNT TOTALS	1,043,408.11	1,043,408.11	0.00	104.34	0.00%

## Summary of Cash Transactions

Transaction Category	Current Period			Year-to-Date	
	Income	Principal	Realized Gains/Losses	Income	Principal
OPENING BALANCE	0.00	0.00		0.00	0.00
DIVIDENDS	8.16	0.00	0.00	66.96	0.00
OTHER CASH ADDITIONS	0.00	45,370.16	0.00	0.00	499,048.96
PAYMENTS AND WITHDRAWALS	8.16 -	0.00	0.00	66.96 -	0.00
PURCHASES	0.00	45,370.16 -	0.00	0.00	499,048.96 -
CLOSING BALANCE	0.00	0.00	0.00	0.00	0.00

The above cash transactions summary is provided for information purposes only and may not reflect actual taxable income or deductible expenses as reportable under the Internal Revenue Code.

006074 XBNEF402 015627



**BNY MELLON**

The Bank of New York Mellon Trust Company, N.A.

Statement Period 11/01/2014 Through 11/30/2014  
Account 853026  
KCWA DEBT SERVICE SAVINGS CIP

### Statement of Assets Held

Shares / Par Value	Asset Description	Market Price Average Cost	Market Value Cost	Accrued Income Est Annual Income	Market Yield
<b>CASH AND SHORT TERM</b>					
1,043,408.110	FIDELITY INSTL M MKT GOVT #57 CLASS 1 CUSIP: S99992780	1.00000 1.00000	1,043,408.11 1,043,408.11	0.00 104.34	0.00%
<b>Total CASH AND SHORT TERM</b>			<b>1,043,408.11</b>	<b>0.00</b> <b>104.34</b>	<b>0.00%</b>
<b>ACCOUNT TOTALS</b>			<b>1,043,408.11</b>	<b>0.00</b> <b>104.34</b>	<b>0.00%</b>
Total Market Value Plus Total Accrued Income 1,043,408.11					

### Statement of Transactions

Transaction Date	Transaction Description	Income	Principal	Cost	Realized Gains/Losses
11/01/14	OPENING BALANCE	0.00	0.00	998,037.95	
11/04/14	Purchase FIDELITY INSTL M MKT GOVT #57 CLASS 1 8.16 SHARES	0.00	8.16 -	8.16	0.00
11/04/14	Dividend FIDELITY INSTL M MKT GOVT #57 CLASS 1 DIVIDEND	8.16	0.00	0.00	0.00
11/04/14	Cash Debit TRANSFERRED TO ACCOUNT 853026 FF	8.16 -	0.00	0.00	0.00
11/04/14	Cash Credit TRANSFERRED FROM ACCOUNT 853026 FF	0.00	8.16	0.00	0.00
11/04/14	DAILY ENDING BALANCE	0.00	0.00	998,046.11	0.00
11/26/14	Purchase FIDELITY INSTL M MKT GOVT #57 CLASS 1 45,362.00 SHARES	0.00	45,362.00 -	45,362.00	0.00
11/26/14	Cash Credit MONTHLY DEPOSIT FROM REVENUE A/C 112600 OF FUNDS NECESSARY TO COVER MONTHLY LOAN PAYMENT OBLIGATION ON SERIES 2012 BONDS TRNIIJ1411261194900	0.00	45,362.00	0.00	0.00
11/26/14	DAILY ENDING BALANCE	0.00	0.00	1,043,408.11	0.00
11/30/14	CLOSING BALANCE	0.00	0.00	1,043,408.11	0.00

Cumulative realized capital gain and loss position from 12/31/2013 for securities held in principal of account:

Short Term: 0.00 \* Long Term: 0.00 \*

\* The above gain and loss position does not include transactions where tax cost information is incomplete or unavailable.

Cash and securities set forth on this Account Statement are held by The Bank of New York Mellon, an affiliate of The Bank of New York Mellon Trust Company, N.A. In addition, The Bank of New York Mellon Trust Company, N.A. may utilize subsidiaries and affiliates to provide services and certain products to the Account. Subsidiaries and affiliates may be compensated for their services and products.

The value of securities set forth on this Account Statement are obtained by The Bank of New York Mellon Trust Company, N.A., from its affiliate, The Bank of New York Mellon which determines such values for Corporate Trust on the basis of market prices and information obtained by The Bank of New York Mellon from unaffiliated third parties (including independent pricing vendors) ("third party pricing services"). The Bank of New York Mellon has not verified such market values or information and makes no assurances as to the accuracy or correctness of such market values or information or that the market values set forth on this Account Statement reflect the value of the securities that can be realized upon the sale of such securities. In addition, the market values for the securities set forth in this Account Statement may differ from the market prices and information for the same securities used by other business units of The Bank of New York Mellon Trust Company, N.A., The Bank of New York Mellon or their respective subsidiaries or affiliates based upon market prices and information received from other third party pricing services utilized by such other business units. Corporate Trust does not compare its market values with those used by, or reconcile different market values used by, other business units of The Bank of New York Mellon Trust Company, N.A., The Bank of New York Mellon or their respective subsidiaries or affiliates. Neither The Bank of New York Mellon Trust Company, N.A. nor The Bank of New York Mellon shall be liable for any loss, damage or expense incurred as a result of or arising from or related to the market values or information provided by third party pricing services or the differences in market prices or information provided by other third party pricing services.

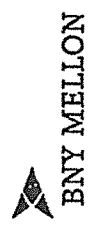
07710  
F  
1 PDR 5 844

Kent County Water Authority

The Bank of New York Mellon:												
	Account Number	COST Balance	Interest Earned	Transfer in A/C	Transfer to Checking	Transfers	Payment to WQP	Hart 250a Treatment	Hart 240c Quaker Lane	Boyle & Fogarty 257C 2010B	COST Balance	
Revenue	112600	838,784.50	8.68	3,022,381.78	(1,500,000.00)	(765,241.84)	(69,137.20)				1,526,795.92	
Operating Revenue Allowance	112601	1,288,421.25	10.46			24,304.66					1,312,736.37	
Operation & Maintenance Fund	112602	0.34	0.02				69,137.20				69,137.56	
Renewal & Replacement Reserve	112603	1,272,898.27	10.50			73,903.31					1,346,772.08	
Renewal & Replacement Fund	112604	287,943.36	2.36			8,333.33					296,273.05	
Infrastructure Fund	112605	6,630,970.51	50.87			450,000.00				(424,985.10)	6,656,036.28	
Operation & Maintenance Reser	112606	2,493,347.15	20.44			(11,286.46)					2,382,081.13	
DEBT SERVICE SAVINGS 2004	112612	412,604.91	1.56			93,000.00					505,606.47	
	112613		1.12								1.12	
2012 DEBT SERVICE RESERVE	853023	1,799,051.45	14.74								1,799,066.19	
2012 DEBT SERVICE FUND	853024	545,056.04	3.05			181,625.00					726,684.09	
2012 PROJECT FUND	853025	1,739,126.55	14.36								1,739,140.91	
DEBT SERVICE SAVINGS 2012	853026	952,668.44	7.51			45,362.00					998,037.95	
<b>Total</b>		<b>18,260,832.77</b>	<b>145.67</b>	<b>3,022,381.78</b>	<b>(1,500,000.00)</b>	<b>0.00</b>	<b>-</b>	<b>-</b>	<b>-</b>	<b>(424,985.10)</b>	<b>19,358,375.12</b>	



October 31, 2014



# Envelope Contents

Account Information	Number of Pages	Starting Page Number	Account Information	Number of Pages	Starting Page Number
KCWA GENERAL REVENUE ACCOUNT 112600	4	1 of 24	KCWA DEBT SERVICE SAVINGS (2004) 112612	2	21 of 24
KCWA OPERATING REVENUE ALLOWANCE 112601	2	5 of 24	KCWA SER 2004A DEBT SERV RESRV 112613	2	23 of 24
KCWA GEN OP & MAINT ACCT 112602	4	7 of 24			
KCWA GEN REN & REP RESV ACCT 112603	2	11 of 24			
KCWA GEN RENEWAL AND REPLACEMENT AC 112604	2	13 of 24			
KCWA INFRASTRUCTURE ACCT 112605	4	15 of 24			
KCWA OPER & MAIN RESERVE ACCT 112606	2	19 of 24			

00006983 04 AB 1.312 04 TR 00088 XBNEF202 000000  
 KENT COUNTY WATER AUTHORITY  
 FINANCE DIRECTOR  
 1072 MAIN ST  
 WEST WARWICK RI 02893-3724



*This Page Intentionally Blank*



# BNY MELLON

The Bank of New York Mellon Trust Company, N.A.

## Account Statement

Statement Period 10/01/2014 Through 10/31/2014

Account 112600  
KCWA GENERAL REVENUE ACCOUNT

ADMINISTRATIVE CONTACT: ERIN METENY  
525 WILLIAM PENN PLACE AIM 153-3800-38TH FL  
PITTSBURGH, PA 15259  
412-234-6247  
ERIN.MYERS1@BNYMELLON.COM


CLIENT SERVICE MANAGER: SUSAN CALISE  
135 SANTILLI HIGHWAY AIM 026-0018  
EVERETT, MA 02149  
617-382-5217  
SUSAN.CALISE@BNYMELLON.COM

FRANKLIN COUNTY WATER AUTHORITY  
FINANCE DIRECTOR  
1072 MAIN ST  
WEST WARWICK RI 02893-3724

Go Paperless. Securely access your account online to view your statements. Ask your BNY Mellon contact how we can help you access your accounts, enter your own transactions or submit an audit confirmation online. Also be sure to ask how Connect(SM), our new web-based, single sign-on platform can help you go paperless.

Visit us at [www.bnymellon.com](http://www.bnymellon.com)

## Account Overview



Percent of all Investments	Asset Classification	Market Value
100%	CASH AND SHORT TERM	1,526,795.92
100%	TOTAL OF ALL INVESTMENTS	1,526,795.92

## Summary of Assets Held

Asset Classification	Market Value	Cost	Accrued Income	Est Annual Income	Market Yield
CASH AND SHORT TERM	1,526,795.92	1,526,795.92	0.00	152.68	0.01%
ACCOUNT TOTALS	1,526,795.92	1,526,795.92	0.00	152.68	0.01%

## Summary of Cash Transactions

Transaction Category	Current Period			Year-to-Date	
	Income	Principal	Realized Gains/Losses	Income	Principal
OPENING BALANCE	0.00	0.00		0.00	0.00
DIVIDENDS	8.68	0.00	0.00	158.80	0.00
SALES AND REDEMPTIONS	0.00	1,070,783.82	0.00	0.00	15,824,602.60
OTHER CASH ADDITIONS	0.00	3,133,676.92	0.00	0.00	19,175,161.84
PAYMENTS AND WITHDRAWALS	8.68 -	2,445,665.50 -	0.00	158.80 -	19,647,147.55 -
PURCHASES	0.00	1,758,795.24 -	0.00	0.00	15,352,616.89 -
CLOSING BALANCE	0.00	0.00	0.00	0.00	0.00

The above cash transactions summary is provided for information purposes only and may not reflect actual taxable income or deductible expenses as reportable under the Internal Revenue Code.

006983 XBINEF202 023116

01770 III 1208 8 26/14



BNY MELLON

The Bank of New York Mellon Trust Company, N.A.

Statement Period 10/01/2014 Through 10/31/2014

Account 112600

KCWA GENERAL REVENUE ACCOUNT

### Statement of Assets Held

Shares / Par Value	Asset Description	Market Price Average Cost	Market Value Cost	Accrued Income Est Annual Income	Market Yield
<b>CASH AND SHORT TERM</b>					
1,526,795.920	FIDELITY INSTL M MKT GOVT #57 CLASS 1 CUSIP: S99992780	1.00000	1,526,795.92	0.00	0.01%
		1.00000	1,526,795.92	152.68	
<b>Total CASH AND SHORT TERM</b>			<b>1,526,795.92</b>	<b>0.00</b>	<b>0.01%</b>
			<b>1,526,795.92</b>	<b>152.68</b>	
<b>ACCOUNT TOTALS</b>			<b>1,526,795.92</b>	<b>0.00</b>	<b>0.01%</b>
			<b>1,526,795.92</b>	<b>152.68</b>	
Total Market Value Plus Total Accrued Income 1,526,795.92					

### Statement of Transactions

Transaction Date	Transaction Description	Income	Principal	Cost	Realized Gains/Losses
10/01/14	OPENING BALANCE	0.00	0.00	838,784.50	
10/02/14	Purchase FIDELITY INSTL M MKT GOVT #57 CLASS 1 8.68 SHARES	0.00	8.68 -	8.68	0.00
10/02/14	Dividend FIDELITY INSTL M MKT GOVT #57 CLASS 1 DIVIDEND	8.68	0.00	0.00	0.00
10/02/14	Cash Debit TRANSFERRED TO ACCOUNT 112600 FF	8.68 -	0.00	0.00	0.00
10/02/14	Cash Credit TRANSFERRED FROM ACCOUNT 112600 FF	0.00	8.68	0.00	0.00
10/02/14	DAILY ENDING BALANCE	0.00	0.00	838,793.18	0.00
10/07/14	Sale FIDELITY INSTL M MKT GOVT #57 CLASS 1 500,000.00 SHARES	0.00	500,000.00	500,000.00 -	
10/07/14	Cash Debit TRANSFER TO 112602 OP + MAINT ACCT. PAYMENT OF OP + MAINT REQ DATED 10/07/14 KCWA GENERAL FUND. TRNIIJ1410072394000	0.00	500,000.00 -	0.00	0.00
10/07/14	DAILY ENDING BALANCE	0.00	0.00	338,793.18	0.00
10/09/14	Purchase FIDELITY INSTL M MKT GOVT #57 CLASS 1 693,993.06 SHARES	0.00	693,993.06	693,993.06	0.00
10/09/14	Cash Credit WIRE RECEIVED FROM /009364950577 KENT COUNTY WATER AUTHORITY PO BOX 192 WEST WARWICK, RI 02893-0192 FFC:TRUST ACCT.#1 12600 /BNF/DGLA111565 KENT COUNTY WATER // AUTHORITY TRNFDF1410091673100 CRNO/B BK AMER NYC IMAD: 20141009B6B7HU2R009240	0.00	693,993.06	0.00	0.00
10/09/14	DAILY ENDING BALANCE	0.00	0.00	1,032,786.24	0.00
10/16/14	Purchase FIDELITY INSTL M MKT GOVT #57 CLASS 1 256,729.84 SHARES	0.00	256,729.84 -	256,729.84	0.00
10/16/14	Cash Debit TRANSFER TO 112602 OP + MAINT ACCT. PAYMENT OF OP + MAINT REQ DATED 10/16/14 KCWA GENERAL FUND	0.00	500,000.00 -	0.00	0.00
10/16/14	Cash Credit WIRE RECEIVED FROM /009364950577 KENT COUNTY WATER AUTHORITY PO BOX 192 WEST WARWICK, RI 02893-0192	0.00	756,729.84	0.00	0.00



BNY MELLON

The Bank of New York Mellon Trust Company, N.A.

Statement Period 10/01/2014 Through 10/31/2014  
Account 112600  
KCWA GENERAL REVENUE ACCOUNT

Statement of Transactions - Continued

Transaction Date	Transaction Description	Income	Principal	Cost	Realized Gains/Losses
10/16/14	FFC TO TRUST ACCOUNT #112600 /BNF/DGLA111565 KENT COUNTY WATER // AUTHORITY TRNFDF1410161509700 CRNO/B BK AMER NYC IMAD: 20141016B6B7HU3R008369 DAILY ENDING BALANCE	0.00	0.00	1,289,516.08	0.00
10/23/14	Sale FIDELITY INSTL M MKT GOVT #57 CLASS 1 1,646.62 SHARES	0.00	1,646.62	1,646.62 -	0.00
10/23/14	Cash Debit MONTHLY TRF FROM REV A/C 112600 TO KCWA R&R RES 112603 OF FDS REQ. TO COVER APPROVED BUDGET EXP WITH RESPECT TO R&R TRNIIJ1410232490300	0.00	73,903.31 -	0.00	0.00
10/23/14	Cash Debit MONTHLY TRF FROM REV A/C 112600 TO KCWA R&R ACCT 112604 OF FDS REQ. TO COVER APPROVED BUDGET EXP WITH RESPECT TO R&R. TRNIIJ1410232490500	0.00	8,333.33 -	0.00	0.00
10/23/14	Cash Debit MONTHLY TRF FROM REV A/C 112600 TO KCWA INFRASTRUCTURE ACCT 112605 OF FDS FOR APPROVED BUDGET EXP RE. INFRASTRUCTURE.. TRNIIJ1410232490700	0.00	450,000.00 -	0.00	0.00
10/23/14	Cash Debit MONTHLY TRF FROM REV A/C 112600 TO KCWA 2004 DS FUND OF FUNDS REQ FOR MONTHLY PMT ON SERIES 2004 BONDS. TRNIIJ1410232490900	0.00	93,000.00 -	0.00	0.00
10/23/14	Cash Debit MONTHLY TRF FROM REV A/C 112600 TO KCWA 2012 DS FUND OF FUNDS REQ FOR MONTHLY PMT ON SERIES 2012 BONDS. TRNIIJ1410232491300	0.00	181,625.00 -	0.00	0.00
10/23/14	Cash Debit MONTHLY TRF FROM REV A/C 112600 TO KCWA 2012 DS SAVE OF FUNDS REQ FOR MONTHLY PMT ON SERIES 2012 BONDS. TRNIIJ1410232491500	0.00	45,362.00 -	0.00	0.00
10/23/14	Cash Debit MONTHLY TRF FROM REV A/C 112600 TO KCWA GENERAL FUND OF FUNDS REQ FOR OPERATING REVENUE ALLOWANCE RESTRICTED TRNIIJ1410232491700	0.00	24,304.66 -	0.00	0.00
10/23/14	Cash Credit TRF FROM A/C 112606 TO A/C 112600 OF FUNDS REPRESENTING EXCESS FUNDS IN O&M RESERVE TRNIIJ1410232491200	0.00	111,286.46	0.00	0.00
10/23/14	Cash Credit WIRE RECEIVED FROM /009364950577 KENT COUNTY WATER AUTHORITY PO BOX 192 WEST WARWICK, RI 02893-0192 FFC TRUST ACCT# 112600 /BNF/DGLA111565 KENT COUNTY WATER // AUTHORITY TRNFDF1410230475400 CRNO/B BK AMER NYC IMAD: 20141023B6B7HU2R003317 DAILY ENDING BALANCE	0.00	763,595.22	0.00	0.00
10/23/14	DAILY ENDING BALANCE	0.00	0.00	1,287,869.46	0.00
10/27/14	Sale FIDELITY INSTL M MKT GOVT #57 CLASS 1 500,000.00 SHARES	0.00	500,000.00 -	500,000.00 -	0.00
10/27/14	Cash Debit TRANSFER TO 112602 OP + MAINT ACCT. PAYMENT OF OP + MAINT REQ DATED 10/27/14 KCWA GENERAL FUND.	0.00	500,000.00 -	0.00	0.00



BNY MELLON

The Bank of New York Mellon Trust Company, N.A.

Statement Period 10/01/2014 Through 10/31/2014  
Account 112600  
KCWA GENERAL REVENUE ACCOUNT

Statement of Transactions - Continued

Transaction Date	Transaction Description	Income	Principal	Cost	Realized Gains/Losses
10/27/14	TRNIIJ1410270821000 DAILY ENDING BALANCE	0.00	0.00	787,869.46	0.00
10/30/14	Purchase FIDELITY INSTL M MKT GOVT #57 CLASS 1 808,063.66 SHARES	0.00	808,063.66	808,063.66	0.00
10/30/14	Cash Credit WIRE RECEIVED FROM /009364950577 KENT COUNTY WATER AUTHORITY PO BOX 192 WEST WARWICK, RI 02893-0192 ACCT#112600, KENT COUNTY WATER AUTHORITY /BNF/DGLA111565 THE BANK OF NEW YOR //K MELLON TRNFDF1410301905100 CRNO/B BK AMER NYC IMAD: 20141030B6B7HU4R011290	0.00	808,063.66	0.00	0.00
10/30/14	DAILY ENDING BALANCE	0.00	0.00	1,595,933.12	0.00
10/31/14	Sale FIDELITY INSTL M MKT GOVT #57 CLASS 1 69,137.20 SHARES	0.00	69,137.20	69,137.20	0.00
10/31/14	Cash Debit XFER TO TAS#112602 TO FUND REQ DTD/10/30/2014	0.00	69,137.20	0.00	0.00
10/31/14	DAILY ENDING BALANCE	0.00	0.00	1,526,795.92	0.00
10/31/14	CLOSING BALANCE	0.00	0.00	1,526,795.92	0.00

Cumulative realized capital gain and loss position from 12/31/2013 for securities held in principal of account:

Short Term: 0.00 \* Long Term: 0.00 \*

\* The above gain and loss position does not include transactions where tax cost information is incomplete or unavailable.

Cash and securities set forth on this Account Statement are held by The Bank of New York Mellon, an affiliate of The Bank of New York Mellon Trust Company, N.A. In addition, The Bank of New York Mellon Trust Company, N.A. may utilize subsidiaries and affiliates to provide services and certain products to the Account. Subsidiaries and affiliates may be compensated for their services and products.

The value of securities set forth on this Account Statement are obtained by The Bank of New York Mellon Trust Company, N.A., from its affiliate, The Bank of New York Mellon which determines such values for Corporate Trust on the basis of market prices and information obtained by The Bank of New York Mellon from unaffiliated third parties (including independent pricing vendors) ("third party pricing services"). The Bank of New York Mellon has not verified such market values or information and makes no assurances as to the accuracy or correctness of such market values or information or that the market values set forth on this Account Statement reflect the value of the securities that can be realized upon the sale of such securities. In addition, the market values for the securities set forth in this Account Statement may differ from the market prices and information for the same securities used by other business units of The Bank of New York Mellon Trust Company, N.A., The Bank of New York Mellon or their respective subsidiaries or affiliates based upon market prices and information received from other third party pricing services utilized by such other business units. Corporate Trust does not compare its market values with those used by, or reconcile different market values used by, other business units of The Bank of New York Mellon Trust Company, N.A., The Bank of New York Mellon or their respective subsidiaries or affiliates. Neither The Bank of New York Mellon Trust Company, N.A. nor The Bank of New York Mellon shall be liable for any loss, damage or expense incurred as a result of or arising from or related to the market values or information provided by third party pricing services or the differences in market prices or information provided by other third party pricing services.

97710  
1 P03  
9  
10





BNY MELLON

The Bank of New York Mellon Trust Company, N.A.

Statement Period 10/01/2014 Through 10/31/2014

Account 112601

KCWA OPERATING REVENUE ALLOWANCE

### Statement of Assets Held

Shares / Per Value	Asset Description	Market Price Average Cost	Market Value Cost	Accrued Income Est Annual Income	Market Yield
<b>CASH AND SHORT TERM</b>					
1,312,736.370	FIDELITY INSTL M MKT GOVT #57 CLASS 1 CUSIP: S99992780	1.00000 1.00000	1,312,736.37 1,312,736.37	0.00 131.27	0.00% 0.00%
<b>Total CASH AND SHORT TERM</b>			<b>1,312,736.37</b>	<b>131.27</b>	<b>0.00%</b>
<b>ACCOUNT TOTALS</b>			<b>1,312,736.37</b>	<b>0.00</b>	<b>0.00%</b>
Total Market Value Plus Total Accrued Income 1,312,736.37			<b>1,312,736.37</b>	<b>131.27</b>	

### Statement of Transactions

Transaction Date	Transaction Description	Income	Principal	Cost	Realized Gains/Losses
10/01/14	OPENING BALANCE	0.00	0.00	1,288,421.25	
10/02/14	Purchase FIDELITY INSTL M MKT GOVT #57 CLASS 1 10.46 SHARES	0.00	10.46 -	10.46	0.00
10/02/14	Dividend FIDELITY INSTL M MKT GOVT #57 CLASS 1 DIVIDEND	10.46	0.00	0.00	0.00
10/02/14	Cash Debit TRANSFERRED TO ACCOUNT 112601 FF	10.46 -	0.00	0.00	0.00
10/02/14	Cash Credit TRANSFERRED FROM ACCOUNT 112601 FF	0.00	10.46	0.00	0.00
10/02/14	DAILY ENDING BALANCE	0.00	0.00	1,288,431.71	0.00
10/23/14	Purchase FIDELITY INSTL M MKT GOVT #57 CLASS 1 24,304.66 SHARES	0.00	24,304.66 -	24,304.66	
10/23/14	Cash Credit MONTHLY DEPOSIT FROM REVENUE A/C 112600 OF FUNDS NECESSARY FOR OPERATING REVENUE ALLOWANCE RESTRICTED TRNIIJ1410232491800	0.00	24,304.66	0.00	0.00
10/23/14	DAILY ENDING BALANCE	0.00	0.00	1,312,736.37	0.00
10/31/14	CLOSING BALANCE	0.00	0.00	1,312,736.37	0.00

Cumulative realized capital gain and loss position from 12/31/2013 for securities held in principal of account:

Short Term: 0.00 \* Long Term: 0.00 \*

\* The above gain and loss position does not include transactions where tax cost information is incomplete or unavailable.

Cash and securities set forth on this Account Statement are held by The Bank of New York Mellon, an affiliate of The Bank of New York Mellon Trust Company, N.A. In addition, The Bank of New York Mellon Trust Company, N.A. may utilize subsidiaries and affiliates to provide services and certain products to the Account. Subsidiaries and affiliates may be compensated for their services and products.

The value of securities set forth on this Account Statement are obtained by The Bank of New York Mellon Trust Company, N.A., from its affiliate, The Bank of New York Mellon which determines such values for Corporate Trust on the basis of market prices and information obtained by The Bank of New York Mellon from unaffiliated third parties (including independent pricing vendors) ("third party pricing services"). The Bank of New York Mellon has not verified such market values or information and makes no assurances as to the accuracy or correctness of such market values or information or that the market values set forth on this Account Statement reflect the value of the securities that can be realized upon the sale of such securities. In addition, the market values for the securities set forth in this Account Statement may differ from the market prices and information for the same securities used by other business units of The Bank of New York Mellon Trust Company, N.A., The Bank of New York Mellon or their respective subsidiaries or affiliates based on market prices and information received from other third party pricing services utilized by such other business units. Corporate Trust does not compare its market values with those used by, or reconcile different market values used by, other business units of The Bank of New York Mellon Trust Company, N.A., The Bank of New York Mellon or their respective subsidiaries or affiliates. Neither The Bank of New York Mellon Trust Company, N.A. nor The Bank of New York Mellon shall be liable for any loss, damage or expense incurred as a result of or arising from or related to the market values or information provided by third party pricing services or the differences in market prices or information provided by other third party pricing services.

B  
L  
7  
7  
B  
E  
1  
2  
3  
4  
5  
6  
7



**BNY MELLON**

The Bank of New York Mellon Trust Company, N.A.

**TOWN OF WARWICK WATER AUTHORITY**  
**FINANCE DIRECTOR**  
1072 MAIN ST  
WEST WARWICK RI 02893-3724

### Account Statement

Statement Period 10/01/2014 Through 10/31/2014

Account 112602  
KCWA GEN OP & MAINT ACCT


**ADMINISTRATIVE CONTACT: ERIN METENY**  
525 WILLIAM PENN PLACE AIM 153-3800-38TH FL  
PITTSBURGH, PA 15259  
412-234-6247  
ERIN.MYERS1@BNYMELLON.COM

**CLIENT SERVICE MANAGER: SUSAN CALISE**  
135 SANTILLI HIGHWAY AIM 026-0018  
EVERETT, MA 02149  
617-382-5217  
SUSAN.CALISE@BNYMELLON.COM

Go Paperless. Securely access your account online to view your statements. Ask your BNY Mellon contact how we can help you access your accounts, enter your own transactions or submit an audit confirmation online. Also be sure to ask how Connect(SM), our new web-based, single sign-on platform can help you go paperless.

Visit us at [www.bnymellon.com](http://www.bnymellon.com)

### Account Overview



Percent of all Investments	Asset Classification	Market Value
100%	CASH AND SHORT TERM	69,137.56
100%	TOTAL OF ALL INVESTMENTS	69,137.56

### Summary of Assets Held

Asset Classification	Market Value	Cost	Accrued Income	Est Annual Income	Market Yield
CASH AND SHORT TERM	69,137.56	69,137.56	0.00	6.91	0.00%
<b>ACCOUNT TOTALS</b>	<b>69,137.56</b>	<b>69,137.56</b>	<b>0.00</b>	<b>6.91</b>	<b>0.00%</b>

### Summary of Cash Transactions

Transaction Category	Current Period			Year-to-Date	
	Income	Principal	Realized Gains/Losses	Income	Principal
OPENING BALANCE	0.00	0.00		0.00	0.00
DIVIDENDS	0.02	0.00	0.00	0.12	0.00
SALES AND REDEMPTIONS	0.00	0.00	0.00	0.00	295,191.71
OTHER CASH ADDITIONS	0.00	1,569,137.22	0.00	0.00	10,564,329.03
PAYMENTS AND WITHDRAWALS	0.02 -	1,500,000.00 -	0.00	0.12 -	10,495,191.71 -
PURCHASES	0.00	69,137.22 -	0.00	0.00	364,329.03 -
<b>CLOSING BALANCE</b>	<b>0.00</b>	<b>0.00</b>	<b>0.00</b>	<b>0.00</b>	<b>0.00</b>

The above cash transactions summary is provided for information purposes only and may not reflect actual taxable income or deductible expenses as reportable under the Internal Revenue Code.

006983 XBNEF202 023119

9 9/1/10 M 1 P 03 S 94/12





BNY MELLON

The Bank of New York Mellon Trust Company, N.A.

Statement Period 10/01/2014 Through 10/31/2014  
Account 112602  
KCWA GEN OP & MAINT ACCT

Statement of Assets Held

Shares / Per Value	Asset Description	Market Price Average Cost	Market Value Cost	Accrued Income Est Annual Income	Market Yield
<b>CASH AND SHORT TERM</b>					
69,137.560	FIDELITY INSTL M MKT GOVT #57 CLASS 1 CUSIP: S99992780	1.00000	69,137.56	0.00	0.00%
		1.00000	69,137.56	6.91	
<b>Total CASH AND SHORT TERM</b>			<b>69,137.56</b>	<b>0.00</b>	<b>0.00%</b>
			69,137.56	6.91	
<b>ACCOUNT TOTALS</b>			<b>69,137.56</b>	<b>0.00</b>	<b>0.00%</b>
Total Market Value Plus Total Accrued Income 69,137.56			69,137.56	6.91	

Statement of Transactions

Transaction Date	Transaction Description	Income	Principal	Cost	Realized Gains/Losses
10/01/14	OPENING BALANCE	0.00	0.00	0.34	
10/02/14	Purchase FIDELITY INSTL M MKT GOVT #57 CLASS 1 0.02 SHARES	0.00	0.02 -	0.02	0.00
10/02/14	Dividend FIDELITY INSTL M MKT GOVT #57 CLASS 1 DIVIDEND	0.02	0.00	0.00	0.00
10/02/14	Cash Debit TRANSFERRED TO ACCOUNT 112602 FF	0.02 -	0.00	0.00	0.00
10/02/14	Cash Credit TRANSFERRED FROM ACCOUNT 112602 FF	0.00	0.02	0.00	0.00
10/02/14	DAILY ENDING BALANCE	0.00	0.00	0.36	0.00
10/07/14	Cash Debit BANK OF AMERICA N.A, RI ABA: 011500010 728018921 KCWA GENERAL FUND WIRE TO KCWA - BANK OF AMERICA. PURPOSE OF PAYMENT - PARTIAL FUNDING OF APPROVED BUDGET PER REQ DATED 10/7/14 TRNDSP1410074312100	0.00	500,000.00 -	0.00	
10/07/14	Cash Credit RECIEVED FROM 112600 REVENUE ACCOUNT PAYMENT OF OP + MAINT REQ DATED 10/07/14 KCWA GENERAL FUND. TRNIJ1410072394100	0.00	500,000.00	0.00	0.00
10/07/14	DAILY ENDING BALANCE	0.00	0.00	0.36	0.00
10/16/14	Cash Debit BANK OF AMERICA N.A, RI ABA: 011500010 728018921 KCWA GENERAL FUND WIRE TO KCWA - BANK OF AMERICA. PURPOSE OF PAYMENT - PARTIAL FUNDING OF APPROVED BUDGET PER REQ DATED 10/16/14 TRNDSP1410164369500	0.00	500,000.00 -	0.00	0.00
10/16/14	Cash Credit RECIEVED FROM 112600 REVENUE ACCOUNT PAYMENT OF OP + MAINT REQ DATED 10/16/14 KCWA GENERAL FUND	0.00	500,000.00	0.00	0.00
10/16/14	DAILY ENDING BALANCE	0.00	0.00	0.36	0.00
10/27/14	Cash Debit BANK OF AMERICA N.A, RI ABA: 011500010 728018921 KCWA GENERAL FUND WIRE TO KCWA - BANK OF AMERICA. PURPOSE OF PAYMENT - PARTIAL FUNDING OF APPROVED BUDGET PER REQ DATED 10/27/14 TRNDSP1410274136100	0.00	500,000.00 -	0.00	0.00
10/27/14	Cash Credit RECIEVED FROM 112600 REVENUE ACCOUNT	0.00	500,000.00	0.00	0.00

5/1/14 3:58:11 PM



**BNY MELLON**

The Bank of New York Mellon Trust Company, N.A.

Statement Period 10/01/2014 Through 10/31/2014

Account 112602

KCWA GEN OP & MAINT ACCT

**Statement of Transactions - Continued**

006983 XBNEF202 023120

Transaction Date	Transaction Description	Income	Principal	Cost	Realized Gains/Losses
	PAYMENT OF OP + MAINT REQ DATED 10/27/14 KCWA GENERAL FUND. TRNIIJ1410270821100				
10/27/14	DAILY ENDING BALANCE	0.00	0.00	0.36	0.00
10/31/14	Purchase FIDELITY INSTL M MKT GOVT #57 CLASS.1 69,137.20 SHARES	0.00	69,137.20 -	69,137.20	0.00
10/31/14	Cash Credit XFER FROM TAS#112600 TO FUND REQ DTD/10/30/2014	0.00	69,137.20	0.00	0.00
10/31/14	DAILY ENDING BALANCE	0.00	0.00	69,137.56	0.00
10/31/14	CLOSING BALANCE	0.00	0.00	69,137.56	0.00

Cumulative realized capital gain and loss position from 12/31/2013 for securities held in principal of account:

Short Term: 0.00 \* Long Term: 0.00 \*

\* The above gain and loss position does not include transactions where tax cost information is incomplete or unavailable.

Cash and securities set forth on this Account Statement are held by The Bank of New York Mellon, an affiliate of The Bank of New York Mellon Trust Company, N.A. In addition, The Bank of New York Mellon Trust Company, N.A. may utilize subsidiaries and affiliates to provide services and certain products to the Account. Subsidiaries and affiliates may be compensated for their services and products.

The value of securities set forth on this Account Statement are obtained by The Bank of New York Mellon Trust Company, N.A., from its affiliate, The Bank of New York Mellon which determines such values for Corporate Trust on the basis of market prices and information obtained by The Bank of New York Mellon from unaffiliated third parties (including independent pricing vendors) ("third party pricing services"). The Bank of New York Mellon has not verified such market values or information and makes no assurances as to the accuracy or correctness of such market values or information or that the market values set forth on this Account Statement reflect the value of the securities that can be realized in the sale of such securities. In addition, the market values for the securities set forth in this Account Statement may differ from the market prices and information for the same securities used by other business units of The Bank of New York Mellon Trust Company, N.A., The Bank of New York Mellon or their respective subsidiaries or affiliates based upon market prices and information received from other third party pricing services utilized by such other business units. Corporate Trust does not compare its market values with those used by, or reconcile different market values used by, other business units of The Bank of New York Mellon Trust Company, N.A., The Bank of New York Mellon or their respective subsidiaries or affiliates. Neither The Bank of New York Mellon Trust Company, N.A. nor The Bank of New York Mellon shall be liable for any loss, damage or expense incurred as a result of or arising from or related to the market values or information provided by third party pricing services or the differences in market prices or information provided by other third party pricing services.

***This Page Intentionally Blank***







**BNY MELLON**

The Bank of New York Mellon Trust Company, N.A.

Statement Period 10/01/2014 Through 10/31/2014

Account 112603

KCWA GEN REN & REP RESV ACCT

### Statement of Assets Held

Shares / Par Value	Asset Description	Market Price Average Cost	Market Value Cost	Accrued Income Est Annual Income	Market Yield
<b>CASH AND SHORT TERM</b>					
1,346,772.080	FIDELITY INSTL M MKT GOVT #57 CLASS 1 CUSIP: S99992780	1.00000	1,346,772.08	0.00	0.01%
		1.00000	1,346,772.08	134.68	
<b>Total CASH AND SHORT TERM</b>			<b>1,346,772.08</b>	<b>0.00</b>	<b>0.01%</b>
			1,346,772.08	134.68	
<b>ACCOUNT TOTALS</b>			<b>1,346,772.08</b>	<b>0.00</b>	<b>0.01%</b>
Total Market Value Plus Total Accrued Income 1,346,772.08			1,346,772.08	134.68	

### Statement of Transactions

Transaction Date	Transaction Description	Income	Principal	Cost	Realized Gains/Losses
10/01/14	OPENING BALANCE	0.00	0.00	1,272,858.27	
10/02/14	Purchase FIDELITY INSTL M MKT GOVT #57 CLASS 1 10.50 SHARES	0.00	10.50 -	10.50	0.00
10/02/14	Dividend FIDELITY INSTL M MKT GOVT #57 CLASS 1 DIVIDEND	10.50	0.00	0.00	0.00
10/02/14	Cash Debit TRANSFERRED TO ACCOUNT 112603 FF	10.50 -	0.00	0.00	0.00
10/02/14	Cash Credit TRANSFERRED FROM ACCOUNT 112603 FF	0.00	10.50	0.00	0.00
10/02/14	DAILY ENDING BALANCE	0.00	0.00	1,272,868.77	0.00
10/23/14	Purchase FIDELITY INSTL M MKT GOVT #57 CLASS 1 73,903.31 SHARES	0.00	73,903.31 -	73,903.31	
10/23/14	Cash Credit MONTHLY DEPOSIT FROM REV A/C 112600 OF FUNDS NECESSARY TO COVER APPROVED BUDGET EXPENSES WITH RESPECT TO R&R RES. TRNIIJ1410232490400	0.00	73,903.31	0.00	0.00
10/23/14	DAILY ENDING BALANCE	0.00	0.00	1,346,772.08	0.00
10/31/14	CLOSING BALANCE	0.00	0.00	1,346,772.08	0.00

Cumulative realized capital gain and loss position from 12/31/2013 for securities held in principal of account:

Short Term: 0.00 \* Long Term: 0.00 \*

\* The above gain and loss position does not include transactions where tax cost information is incomplete or unavailable.

Cash and securities set forth on this Account Statement are held by The Bank of New York Mellon, an affiliate of The Bank of New York Mellon Trust Company, N.A. In addition, The Bank of New York Mellon Trust Company, N.A. may utilize subsidiaries and affiliates to provide services and certain products to the Account. Subsidiaries and affiliates may be compensated for their services and products.

The value of securities set forth on this Account Statement are obtained by The Bank of New York Mellon Trust Company, N.A., from its affiliate, The Bank of New York Mellon which determines such values for Corporate Trust on the basis of market prices and information obtained by The Bank of New York Mellon from unaffiliated third parties (including independent pricing vendors) ("third party pricing services"). The Bank of New York Mellon has not verified such market values or information and makes no assurances as to the accuracy or correctness of such market values or information or that the market values set forth on this Account Statement reflect the value of the securities that can be realized upon the sale of such securities. In addition, the market values for the securities set forth in this Account Statement may differ from the market prices and information for the same securities used by other business units of The Bank of New York Mellon Trust Company, N.A., The Bank of New York Mellon or their respective subsidiaries or affiliates based upon market prices and information received from other third party pricing services utilized by such other business units. Corporate Trust does not compare its market values with those used by, or reconcile different market values used by, other business units of The Bank of New York Mellon Trust Company, N.A., The Bank of New York Mellon or their respective subsidiaries or affiliates. Neither The Bank of New York Mellon Trust Company, N.A. nor The Bank of New York Mellon shall be liable for any loss, damage or expense incurred as a result of or arising from or related to the market values or information provided by third party pricing services or the differences in market prices or information provided by other third party pricing services.

B  
D 17/10  
M  
1 PUS S 34/14



# BNY MELLON

The Bank of New York Mellon Trust Company, N.A.

**WINT COUNTY WATER AUTHORITY**  
**FINANCE DIRECTOR**  
1072 MAIN ST  
WEST WARWICK RI 02893-3724

## Account Statement

Statement Period 10/01/2014 Through 10/31/2014

Account 112604  
KCWA GEN RENEWAL AND REPLACEMENT AC


**ADMINISTRATIVE CONTACT: ERIN METENY**  
525 WILLIAM PENN PLACE AIM 153-3800-38TH FL  
PITTSBURGH, PA 15259  
412-234-6247  
ERIN.MYERS1@BNYMELLON.COM

**CLIENT SERVICE MANAGER: SUSAN CALISE**  
135 SANTILLI HIGHWAY AIM 026-0018  
EVERETT, MA 02149  
617-382-5217  
SUSAN.CALISE@BNYMELLON.COM

Go Paperless. Securely access your account online to view your statements. Ask your BNY Mellon contact how we can help you access your accounts, enter your own transactions or submit an audit confirmation online. Also be sure to ask how Connect(SM), our new web-based, single sign-on platform can help you go paperless.

Visit us at [www.bnymellon.com](http://www.bnymellon.com)

## Account Overview



Percent of all Investments	Asset Classification	Market Value
100%	CASH AND SHORT TERM	296,279.05
100%	TOTAL OF ALL INVESTMENTS	296,279.05

## Summary of Assets Held

Asset Classification	Market Value	Cost	Accrued Income	Est Annual Income	Market Yield
CASH AND SHORT TERM	296,279.05	296,279.05	0.00	29.63	0.01%
<b>ACCOUNT TOTALS</b>	<b>296,279.05</b>	<b>296,279.05</b>	<b>0.00</b>	<b>29.63</b>	<b>0.01%</b>

## Summary of Cash Transactions

Transaction Category	Current Period			Year-to-Date	
	Income	Principal	Realized Gains/Losses	Income	Principal
OPENING BALANCE	0.00	0.00		0.00	0.00
DIVIDENDS	2.36	0.00	0.00	21.62	0.00
SALES AND REDEMPTIONS	0.00	0.00	0.00	0.00	75,442.67
OTHER CASH ADDITIONS	0.00	8,335.69	0.00	0.00	83,354.92
PAYMENTS AND WITHDRAWALS	2.36 -	0.00	0.00	21.62 -	83,776.00 -
PURCHASES	0.00	8,335.69 -	0.00	0.00	75,021.59 -
<b>CLOSING BALANCE</b>	<b>0.00</b>	<b>0.00</b>	<b>0.00</b>	<b>0.00</b>	<b>0.00</b>

The above cash transactions summary is provided for information purposes only and may not reflect actual taxable income or deductible expenses as reportable under the Internal Revenue Code.

006983 XBNMF202 023122

01778 III 1708 8 2014



**BNY MELLON**

The Bank of New York Mellon Trust Company, N.A.

Statement Period 10/01/2014 Through 10/31/2014

Account 112604

KCWA GEN RENEWAL AND REPLACEMENT AC

**Statement of Assets Held**

Shares / Par Value	Asset Description	Market Price Average Cost	Market Value Cost	Accrued Income Est Annual Income	Market Yield
<b>CASH AND SHORT TERM</b>					
296,279.050	FIDELITY INSTL M MKT GOVT #57 CLASS 1 CUSIP: S99992780	1.00000 1.00000	296,279.05 296,279.05	0.00 29.63	0.01%
<b>Total CASH AND SHORT TERM</b>			<b>296,279.05</b>	<b>0.00</b> <b>29.63</b>	<b>0.01%</b>

**ACCOUNT TOTALS**

Total Market Value Plus Total Accrued Income 296,279.05

**296,279.05**      **0.00**      **0.01%**  
**296,279.05**      **29.63**

**Statement of Transactions**

Transaction Date	Transaction Description	Income	Principal	Cost	Realized Gains/Losses
10/01/14	OPENING BALANCE	0.00	0.00	287,943.36	
10/02/14	Purchase FIDELITY INSTL M MKT GOVT #57 CLASS 1 2.36 SHARES	0.00	2.36 -	2.36	0.00
10/02/14	Dividend FIDELITY INSTL M MKT GOVT #57 CLASS 1 DIVIDEND	2.36	0.00	0.00	0.00
10/02/14	Cash Debit TRANSFERRED TO ACCOUNT 112604 FF	2.36 -	0.00	0.00	0.00
10/02/14	Cash Credit TRANSFERRED FROM ACCOUNT 112604 FF	0.00	2.36	0.00	0.00
10/02/14	DAILY ENDING BALANCE	0.00	0.00	287,945.72	0.00
10/23/14	Purchase FIDELITY INSTL M MKT GOVT #57 CLASS 1 8,333.33 SHARES	0.00	8,333.33 -	8,333.33	
10/23/14	Cash Credit MONTHLY DEPOSIT FROM REV A/C 112600 OF FUNDS NECESSARY TO COVER APPROVED BUDGET EXPENSES WITH RESPECT TO R&R. TRNIIJ1410232490600	0.00	8,333.33	0.00	0.00
10/23/14	DAILY ENDING BALANCE	0.00	0.00	296,279.05	0.00
10/31/14	CLOSING BALANCE	0.00	0.00	296,279.05	0.00

Cumulative realized capital gain and loss position from 12/31/2013 for securities held in principal of account:

Short Term: 0.00 \*      Long Term: 0.00 \*

\* The above gain and loss position does not include transactions where tax cost information is incomplete or unavailable.

Cash and securities set forth on this Account Statement are held by The Bank of New York Mellon, an affiliate of The Bank of New York Mellon Trust Company, N.A. In addition, The Bank of New York Mellon Trust Company, N.A. may utilize subsidiaries and affiliates to provide services and certain products to the Account. Subsidiaries and affiliates may be compensated for their services and products.

The value of securities set forth on this Account Statement are obtained by The Bank of New York Mellon Trust Company, N.A., from its affiliate, The Bank of New York Mellon which determines such values for Corporate Trust on the basis of market prices and information obtained by The Bank of New York Mellon from unaffiliated third parties (including independent pricing vendors) ("third party pricing services"). The Bank of New York Mellon has not verified such market values or information and makes no assurances as to the accuracy or correctness of such market values or information or that the market values set forth on this Account Statement reflect the value of the securities that can be realized upon the sale of such securities. In addition, the market values for the securities set forth in this Account Statement may differ from the market prices and information for the same securities used by other business units of The Bank of New York Mellon Trust Company, N.A., The Bank of New York Mellon or their respective subsidiaries or affiliates based on market prices and information received from other third party pricing services utilized by such other business units. Corporate Trust does not compare its market values with those used by, or reconcile different market values used by, other business units of The Bank of New York Mellon Trust Company, N.A., The Bank of New York Mellon or their respective subsidiaries or affiliates. Neither The Bank of New York Mellon Trust Company, N.A. nor The Bank of New York Mellon shall be liable for any loss, damage or expense incurred as a result of or arising from or related to the market values or information provided by third party pricing services or the differences in market prices or information provided by other third party pricing services.



# BNY MELLON

The Bank of New York Mellon Trust Company, N.A.

**WATERBURY COUNTY WATER AUTHORITY**  
**FINANCE DIRECTOR**  
1072 MAIN ST  
WEST WARWICK RI 02893-3724

## Account Statement

Statement Period 10/01/2014 Through 10/31/2014

Account 112605  
KCWA INFRASTRUCTURE ACCT


**ADMINISTRATIVE CONTACT: ERIN METENY**  
525 WILLIAM PENN PLACE AIM 153-3800-38TH FL  
PITTSBURGH, PA 15259  
412-234-6247  
ERIN.MYERS1@BNYMELLON.COM

**CLIENT SERVICE MANAGER: SUSAN CALISE**  
135 SANTILLI HIGHWAY AIM 026-0018  
EVERETT, MA 02149  
617-382-5217  
SUSAN.CALISE@BNYMELLON.COM

Go Paperless. Securely access your account online to view your statements. Ask your BNY Mellon contact how we can help you access your accounts, enter your own transactions or submit an audit confirmation online. Also be sure to ask how Connect(SM), our new web-based, single sign-on platform can help you go paperless.

Visit us at [www.bnymellon.com](http://www.bnymellon.com)

## Account Overview



Percent of all Investments	Asset Classification	Market Value
100%	CASH AND SHORT TERM	6,656,036.28
100%	TOTAL OF ALL INVESTMENTS	6,656,036.28

## Summary of Assets Held

Asset Classification	Market Value	Cost	Accrued Income	Est Annual Income	Market Yield
CASH AND SHORT TERM	6,656,036.28	6,656,036.28	0.00	665.60	0.00%
<b>ACCOUNT TOTALS</b>	<b>6,656,036.28</b>	<b>6,656,036.28</b>	<b>0.00</b>	<b>665.60</b>	<b>0.00%</b>

## Summary of Cash Transactions

Transaction Category	Current Period			Year-to-Date	
	Income	Principal	Realized Gains/Losses	Income	Principal
OPENING BALANCE	0.00	0.00		0.00	0.00
DIVIDENDS	50.87	0.00	0.00	487.26	0.00
SALES AND REDEMPTIONS	0.00	424,985.10	0.00	0.00	5,017,903.57
OTHER CASH ADDITIONS	0.00	450,050.87	0.00	0.00	5,581,772.49
PAYMENTS AND WITHDRAWALS	50.87 -	424,985.10 -	0.00	487.26 -	5,017,903.57 -
PURCHASES	0.00	450,050.87 -	0.00	0.00	5,581,772.49 -
<b>CLOSING BALANCE</b>	<b>0.00</b>	<b>0.00</b>	<b>0.00</b>	<b>0.00</b>	<b>0.00</b>

The above cash transactions summary is provided for information purposes only and may not reflect actual taxable income or deductible expenses as reportable under the Internal Revenue Code.

006993 XBNEF202 023123





BNY MELLON

The Bank of New York Mellon Trust Company, N.A.

Statement Period 10/01/2014 Through 10/31/2014

Account 112605

KCWA INFRASTRUCTURE ACCT

Statement of Assets Held

Table with 6 columns: Shares / Par Value, Asset Description, Market Price Average Cost, Market Value Cost, Accrued Income Est Annual Income, Market Yield. Rows include CASH AND SHORT TERM and ACCOUNT TOTALS.

Statement of Transactions

Table with 6 columns: Transaction Date, Transaction Description, Income, Principal, Cost, Realized Gains/Losses. Rows include various transactions from 10/01/14 to 10/31/14.

Cumulative realized capital gain and loss position from 12/31/2013 for securities held in principal of account:

Short Term: 0.00 \* Long Term: 0.00 \*

\* The above gain and loss position does not include transactions where tax cost information is incomplete or unavailable.

5  
B 7/7 U  
1 PUS S 94.72



**BNY MELLON**

The Bank of New York Mellon Trust Company, N.A.

Statement Period 10/01/2014 Through 10/31/2014

Account 112605

KCWA INFRASTRUCTURE ACCT

005983 XBNEF202 023124

Cash and securities set forth on this Account Statement are held by The Bank of New York Mellon, an affiliate of The Bank of New York Mellon Trust Company, N.A. In addition, The Bank of New York Mellon Trust Company, N.A. may utilize subsidiaries and affiliates to provide services and certain products to the Account. Subsidiaries and affiliates may be compensated for their services and products.

The value of securities set forth on this Account Statement are obtained by The Bank of New York Mellon Trust Company, N.A., from its affiliate, The Bank of New York Mellon which determines such values for Corporate Trust on the basis of market prices and information obtained by The Bank of New York Mellon from unaffiliated third parties (including independent pricing vendors) ("third party pricing services"). The Bank of New York Mellon has not verified such market values or information and makes no assurances as to the accuracy or correctness of such market values or information or that the market values set forth on this Account Statement reflect the value of the securities that can be realized on the sale of such securities. In addition, the market values for the securities set forth in this Account Statement may differ from the market prices and information for the same securities used by other business units of The Bank of New York Mellon Trust Company, N.A., The Bank of New York Mellon or their respective subsidiaries or affiliates based upon market prices and information received from other third party pricing services utilized by such other business units. Corporate Trust does not compare its market values with those used by, or reconcile different market values used by, other business units of The Bank of New York Mellon Trust Company, N.A., The Bank of New York Mellon or their respective subsidiaries or affiliates. Neither The Bank of New York Mellon Trust Company, N.A. nor The Bank of New York Mellon shall be liable for any loss, damage or expense incurred as a result of or arising from or related to the market values or information provided by third party pricing services or the differences in market prices or information provided by other third party pricing services.

***This Page Intentionally Blank***



# BNY MELLON

The Bank of New York Mellon Trust Company, N.A.

## Account Statement

Statement Period 10/01/2014 Through 10/31/2014

Account 112606  
KCWA OPER & MAIN RESERVE ACCT

ADMINISTRATIVE CONTACT: ERIN METENY  
525 WILLIAM PENN PLACE AIM 153-3800-38TH FL  
PITTSBURGH, PA 15259  
412-234-6247  
ERIN.MYERS1@BNYMELLON.COM


CLIENT SERVICE MANAGER: SUSAN CALISE  
135 SANTILLI HIGHWAY AIM 026-0018  
EVERETT, MA 02149  
617-382-5217  
SUSAN.CALISE@BNYMELLON.COM

PROVIDENT COUNTY WATER AUTHORITY  
FINANCE DIRECTOR  
1072 MAIN ST  
WEST WARWICK RI 02893-3724

Go Paperless. Securely access your account online to view your statements. Ask your BNY Mellon contact how we can help you access your accounts, enter your own transactions or submit an audit confirmation online. Also be sure to ask how Connect(SM), our new web-based, single sign-on platform can help you go paperless.

Visit us at [www.bnymellon.com](http://www.bnymellon.com)

## Account Overview



Percent of all Investments	Asset Classification	Market Value
100%	CASH AND SHORT TERM	2,382,081.13
100%	TOTAL OF ALL INVESTMENTS	2,382,081.13

## Summary of Assets Held

Asset Classification	Market Value	Cost	Accrued Income	Est Annual Income	Market Yield
CASH AND SHORT TERM	2,382,081.13	2,382,081.13	0.00	238.21	0.01%
ACCOUNT TOTALS	2,382,081.13	2,382,081.13	0.00	238.21	0.01%

## Summary of Cash Transactions

Transaction Category	Current Period			Year-to-Date	
	Income	Principal	Realized Gains/Losses	Income	Principal
OPENING BALANCE	0.00	0.00		0.00	0.00
DIVIDENDS	20.44	0.00	0.00	207.16	0.00
SALES AND REDEMPTIONS	0.00	111,286.46	0.00	0.00	111,286.46
OTHER CASH ADDITIONS	0.00	20.44	0.00	0.00	207.16
PAYMENTS AND WITHDRAWALS	20.44 -	111,286.46 -	0.00	207.16 -	111,286.46 -
PURCHASES	0.00	20.44 -	0.00	0.00	207.16 -
CLOSING BALANCE	0.00	0.00	0.00	0.00	0.00

The above cash transactions summary is provided for information purposes only and may not reflect actual taxable income or deductible expenses as reportable under the Internal Revenue Code.

006983 XBNEF202 03125

01/27/15 11:03:11 AM



BNY MELLON

The Bank of New York Mellon Trust Company, N.A.

Statement Period 10/01/2014 Through 10/31/2014

Account 112606

KCWA OPER & MAIN RESERVE ACCT

Statement of Assets Held

Table with columns: Shares / Par Value, Asset Description, Market Price Average Cost, Market Value Cost, Accrued Income Est Annual Income, Market Yield. Rows include CASH AND SHORT TERM, FIDELITY INSTL M MKT GOVT #57 CLASS 1, and ACCOUNT TOTALS.

Statement of Transactions

Table with columns: Transaction Date, Transaction Description, Income, Principal, Cost, Realized Gains/Losses. Rows include OPENING BALANCE, various purchases and dividends, and CLOSING BALANCE.

Cumulative realized capital gain and loss position from 12/31/2013 for securities held in principal of account:

Short Term: 0.00 \* Long Term: 0.00 \*

\* The above gain and loss position does not include transactions where tax cost information is incomplete or unavailable.

Cash and securities set forth on this Account Statement are held by The Bank of New York Mellon, an affiliate of The Bank of New York Mellon Trust Company, N.A. In addition, The Bank of New York Mellon Trust Company, N.A. may utilize subsidiaries and affiliates to provide services and certain products to the Account.

The value of securities set forth on this Account Statement are obtained by The Bank of New York Mellon Trust Company, N.A., from its affiliate, The Bank of New York Mellon which determines such values for Corporate Trust on the basis of market prices and information obtained by The Bank of New York Mellon from unaffiliated third parties (including independent pricing vendors) ("third party pricing services").

0 0 1 2 3 4 5 6 7 8 9



# BNY MELLON

The Bank of New York Mellon Trust Company, N.A.

## Account Statement

Statement Period 10/01/2014 Through 10/31/2014

Account 112612  
KCWA DEBT SERVICE SAVINGS (2004)

ADMINISTRATIVE CONTACT: ERIN METENY  
525 WILLIAM PENN PLACE AIM 153-3800-38TH FL  
PITTSBURGH, PA 15259  
412-234-6247  
ERIN.MYERS1@BNYMELLON.COM


CLIENT SERVICE MANAGER: SUSAN CALISE  
135 SANTILLI HIGHWAY AIM 026-0018  
EVERETT, MA 02149  
617-382-5217  
SUSAN.CALISE@BNYMELLON.COM

NT COUNTY WATER AUTHORITY  
FINANCE DIRECTOR  
1072 MAIN ST  
WEST WARWICK RI 02893-3724

Go Paperless. Securely access your account online to view your statements. Ask your BNY Mellon contact how we can help you access your accounts, enter your own transactions or submit an audit confirmation online. Also be sure to ask how Connect(SM), our new web-based, single sign-on platform can help you go paperless.

Visit us at [www.bnymellon.com](http://www.bnymellon.com)

## Account Overview



Percent of all Investments	Asset Classification	Market Value
100%	CASH AND SHORT TERM	505,606.47
100%	TOTAL OF ALL INVESTMENTS	505,606.47

## Summary of Assets Held

Asset Classification	Market Value	Cost	Accrued Income	Est Annual Income	Market Yield
CASH AND SHORT TERM	505,606.47	505,606.47	0.00	50.56	0.00%
ACCOUNT TOTALS	505,606.47	505,606.47	0.00	50.56	0.00%

## Summary of Cash Transactions

Transaction Category	Current Period			Year-to-Date	
	Income	Principal	Realized Gains/Losses	Income	Principal
OPENING BALANCE	0.00	0.00		0.00	0.00
DIVIDENDS	1.56	0.00	0.00	48.56	0.00
SALES AND REDEMPTIONS	0.00	0.00	0.00	0.00	1,014,062.41
OTHER CASH ADDITIONS	0.00	93,001.56	0.00	0.00	1,058,578.98
PAYMENTS AND WITHDRAWALS	1.56 -	0.00	0.00	48.56 -	1,106,112.50 -
PURCHASES	0.00	93,001.56 -	0.00	0.00	966,528.89 -
CLOSING BALANCE	0.00	0.00	0.00	0.00	0.00

The above cash transactions summary is provided for information purposes only and may not reflect actual taxable income or deductible expenses as reportable under the Internal Revenue Code.

006983 XBNEP202 023126

01/17/15 11:00 AM



BNY MELLON

The Bank of New York Mellon Trust Company, N.A.

Statement Period 10/01/2014 Through 10/31/2014

Account 112612

KCWA DEBT SERVICE SAVINGS (2004)

### Statement of Assets Held

Shares / Par Value	Asset Description	Market Price Average Cost	Market Value Cost	Accrued Income Est Annual Income	Market Yield
<b>CASH AND SHORT TERM</b>					
505,606.470	FIDELITY INSTL M MKT GOVT #57 CLASS 1	1.00000	505,606.47	0.00	0.00%
	CUSIP: S99992780	1.00000	505,606.47	50.56	
<b>Total CASH AND SHORT TERM</b>			<b>505,606.47</b>	<b>0.00</b>	<b>0.00%</b>
			505,606.47	50.56	
<b>ACCOUNT TOTALS</b>			<b>505,606.47</b>	<b>0.00</b>	<b>0.00%</b>
Total Market Value Plus Total Accrued Income 505,606.47			505,606.47	50.56	

### Statement of Transactions

Transaction Date	Transaction Description	Income	Principal	Cost	Realized Gains/Losses
10/01/14	OPENING BALANCE	0.00	0.00	412,604.91	
10/02/14	Purchase FIDELITY INSTL M MKT GOVT #57 CLASS 1 1.56 SHARES	0.00	1.56 -	1.56	0.00
10/02/14	Dividend FIDELITY INSTL M MKT GOVT #57 CLASS 1 DIVIDEND	1.56	0.00	0.00	0.00
10/02/14	Cash Debit TRANSFERRED TO ACCOUNT 112612 FF	1.56 -	0.00	0.00	0.00
10/02/14	Cash Credit TRANSFERRED FROM ACCOUNT 112612 FF	0.00	1.56	0.00	0.00
10/02/14	DAILY ENDING BALANCE	0.00	0.00	412,606.47	0.00
10/23/14	Purchase FIDELITY INSTL M MKT GOVT #57 CLASS 1 93,000.00 SHARES	0.00	93,000.00 -	93,000.00	
10/23/14	Cash Credit MONTHLY DEPOSIT FROM REVENUE A/C 112600 OF FUNDS NECESSARY TO COVER MONTHLY LOAN PAYMENT OBLIGATION ON SERIES 2004 BONDS TRNIIJ1410232491000	0.00	93,000.00	0.00	0.00
10/23/14	DAILY ENDING BALANCE	0.00	0.00	505,606.47	0.00
10/31/14	CLOSING BALANCE	0.00	0.00	505,606.47	0.00

Cumulative realized capital gain and loss position from 12/31/2013 for securities held in principal of account:

Short Term: 0.00\* Long Term: 0.00\*

\* The above gain and loss position does not include transactions where tax cost information is incomplete or unavailable.

Cash and securities set forth on this Account Statement are held by The Bank of New York Mellon, an affiliate of The Bank of New York Mellon Trust Company, N.A. In addition, The Bank of New York Mellon Trust Company, N.A. may utilize subsidiaries and affiliates to provide services and certain products to the Account. Subsidiaries and affiliates may be compensated for their services and products.

The value of securities set forth on this Account Statement are obtained by The Bank of New York Mellon Trust Company, N.A., from its affiliate, The Bank of New York Mellon which determines such values for Corporate Trust on the basis of market prices and information obtained by The Bank of New York Mellon from unaffiliated third parties (including independent pricing vendors) ("third party pricing services"). The Bank of New York Mellon has not verified such market values or information and makes no assurances as to the accuracy or correctness of such market values or information or that the market values set forth on this Account Statement reflect the value of the securities that can be realized upon the sale of such securities. In addition, the market values for the securities set forth in this Account Statement may differ from the market prices and information for the same securities used by other business units of The Bank of New York Mellon Trust Company, N.A., The Bank of New York Mellon or their respective subsidiaries or affiliates based on market prices and information received from other third party pricing services utilized by such other business units. Corporate Trust does not compare its market values with those used by, or reconcile different market values used by, other business units of The Bank of New York Mellon Trust Company, N.A., The Bank of New York Mellon or their respective subsidiaries or affiliates. Neither The Bank of New York Mellon Trust Company, N.A. nor The Bank of New York Mellon shall be liable for any loss, damage or expense incurred as a result of or arising from or related to the market values or information provided by third party pricing services or the differences in market prices or information provided by other third party pricing services.



# BNY MELLON

The Bank of New York Mellon Trust Company, N.A.

## Account Statement

Statement Period 10/01/2014 Through 10/31/2014

Account 112613  
KCWA SER 2004A DEBT SERV RESRV

ADMINISTRATIVE CONTACT: ERIN METENY  
525 WILLIAM PENN PLACE AIM 153-3800-38TH FL  
PITTSBURGH, PA 15259  
412-234-6247  
ERIN.MYERS1@BNYMELLON.COM


CLIENT SERVICE MANAGER: SUSAN CALISE  
135 SANTILLI HIGHWAY AIM 026-0018  
EVERETT, MA 02149  
617-382-5217  
SUSAN.CALISE@BNYMELLON.COM

WINDY HILL COUNTY WATER AUTHORITY  
FINANCE DIRECTOR  
1072 MAIN ST  
WEST WARWICK RI 02893-3724

Go Paperless. Securely access your account online to view your statements. Ask your BNY Mellon contact how we can help you access your accounts, enter your own transactions or submit an audit confirmation online. Also be sure to ask how Connect(SM), our new web-based, single sign-on platform can help you go paperless.

Visit us at [www.bnymellon.com](http://www.bnymellon.com)

## Account Overview



Percent of all Investments	Asset Classification	Market Value
100%	CASH AND SHORT TERM	1.12
100%	TOTAL OF ALL INVESTMENTS	1.12

## Summary of Assets Held

Asset Classification	Market Value	Cost	Accrued Income	Est Annual Income	Market Yield
CASH AND SHORT TERM	1.12	1.12	0.00	0.00	0.00%
ACCOUNT TOTALS	1.12	1.12	0.00	0.00	0.00%

## Summary of Cash Transactions

Transaction Category	Current Period			Year-to-Date	
	Income	Principal	Realized Gains/Losses	Income	Principal
OPENING BALANCE	13.32	13.32 -		0.00	0.00
DIVIDENDS	1.12	0.00	0.00	14.49	0.00
INTEREST	0.00	0.00	0.00	4,103.36	0.00
SALES AND REDEMPTIONS	0.00	0.00	0.00	0.00	441,546.54
OTHER CASH ADDITIONS	0.00	13.32	0.00	0.00	13.32
PAYMENTS AND WITHDRAWALS	13.32 -	0.00	0.00	4,116.73 -	225,650.22 -
PURCHASES	0.00	0.00	0.00	0.00	215,909.64 -
CLOSING BALANCE	1.12	0.00	0.00	1.12	0.00

The above cash transactions summary is provided for information purposes only and may not reflect actual taxable income or deductible expenses as reportable under the Internal Revenue Code.

005983 XBNEP202 028127

02/15/15 09:24:26





**BNY MELLON**

The Bank of New York Mellon Trust Company, N.A.

Statement Period 10/01/2014 Through 10/31/2014

Account 112613

KCWA SER 2004A DEBT SERV RESRV

### Statement of Assets Held

Shares / Par Value	Asset Description	Market Price Average Cost	Market Value Cost	Accrued Income Est Annual Income	Market Yield
<b>CASH AND SHORT TERM</b>					
	CASH BALANCE	0.00000	1.12	0.00	0.00%
		0.00000	1.12	0.00	
<b>Total CASH AND SHORT TERM</b>			<b>1.12</b>	<b>0.00</b>	<b>0.00%</b>
			1.12	0.00	

### ACCOUNT TOTALS

Total Market Value Plus Total Accrued Income 1.12

**1.12**      **0.00**      **0.00%**  
**1.12**      **0.00**

### Statement of Transactions

Transaction Date	Transaction Description	Income	Principal	Cost	Realized Gains/Losses
10/01/14	OPENING BALANCE	13.32	13.32 -	0.00	
10/02/14	Dividend FIDELITY INSTL M MKT GOVT #57 CLASS 1 DIVIDEND	1.12	0.00	0.00	0.00
10/02/14	DAILY ENDING BALANCE	14.44	13.32 -	0.00	0.00
10/16/14	Cash Debit TRANSFER INCOME TO PRINCIPAL	13.32 -	0.00	0.00	0.00
10/16/14	Cash Credit TRANSFER INCOME TO PRINCIPAL	0.00	13.32	0.00	0.00
10/16/14	DAILY ENDING BALANCE	1.12	0.00	0.00	0.00
10/31/14	CLOSING BALANCE	1.12	0.00	0.00	0.00

Cumulative realized capital gain and loss position from 12/31/2013 for securities held in principal of account:

Short Term:            0.00 \*            Long Term:            0.00 \*

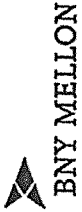
\* The above gain and loss position does not include transactions where tax cost information is incomplete or unavailable.

Cash and securities set forth on this Account Statement are held by The Bank of New York Mellon, an affiliate of The Bank of New York Mellon Trust Company, N.A. In addition, The Bank of New York Mellon Trust Company, N.A. may utilize subsidiaries and affiliates to provide services and certain products to the Account. Subsidiaries and affiliates may be compensated for their services and products.

The value of securities set forth on this Account Statement are obtained by The Bank of New York Mellon Trust Company, N.A., from its affiliate, The Bank of New York Mellon which determines such values for Corporate Trust on the basis of market prices and information obtained by The Bank of New York Mellon from unaffiliated third parties (including independent pricing vendors) ("third party pricing services"). The Bank of New York Mellon has not verified such market values or information and makes no assurances as to the accuracy or correctness of such market values or information or that the market values set forth on this Account Statement reflect the value of the securities that can be realized upon the sale of such securities. In addition, the market values for the securities set forth in this Account Statement may differ from the market prices and information for the same securities used by other business units of The Bank of New York Mellon Trust Company, N.A., The Bank of New York Mellon or their respective subsidiaries or affiliates based upon market prices and information received from other third party pricing services utilized by such other business units. Corporate Trust does not compare its market values with those used by, or reconcile different market values used by, other business units of The Bank of New York Mellon Trust Company, N.A., The Bank of New York Mellon or their respective subsidiaries or affiliates. Neither The Bank of New York Mellon Trust Company, N.A. nor The Bank of New York Mellon shall be liable for any loss, damage or expense incurred as a result of or arising from or related to the market values or information provided by third party pricing services or the differences in market prices or information provided by other third party pricing services.



October 31, 2014



# Envelope Contents

Account Information	Number of Pages	Starting Page Number	Account Information	Number of Pages	Starting Page Number
CWA SER 2012 DSR FUND 353023	2	1 of 8			
CWA SER 2012 DEBT SERVICE FD 353024	2	3 of 8			
CWA SER 2012 PJCT FD COI AC 353025	2	5 of 8			
CWA DEBT SERVICE SAVINGS CIP 353026	2	7 of 8			

00006982 02 AB 0.896 02 TR 00088 XBNEF202 000000  
 KENT COUNTY WATER AUTHORITY  
 FINANCE DIRECTOR  
 1072 MAIN STREET  
 WEST WARWICK RI 02893

*This Page Intentionally Blank*



# BNY MELLON

The Bank of New York Mellon Trust Company, N.A.

KENT COUNTY WATER AUTHORITY  
FINANCE DIRECTOR  
1072 MAIN STREET  
WEST WARWICK RI 02893

## Account Statement

Statement Period 10/01/2014 Through 10/31/2014

Account 853023  
KENT COUNTY WATER AUTHORITY  
GENERAL REFUNDING REVENUE BONDS  
2012 SERIES A


Go Paperless. Securely access your account online to view your statements. Ask your BNY Mellon contact how we can help you access your accounts, enter your own transactions or submit an audit confirmation online. Also be sure to ask how Connect(SM), our new web-based, single sign-on platform can help you go paperless.

ADMINISTRATIVE CONTACT: ERIN METENY  
525 WILLIAM PENN PLACE AIM 153-3800-38TH FL  
PITTSBURGH, PA 15259  
412-234-6247  
ERIN.MYERS1@BNYMELLON.COM

Visit us at [www.bnymellon.com](http://www.bnymellon.com)

CLIENT SERVICE MANAGER: SUSAN CALISE  
135 SANTILLI HIGHWAY AIM 026-0018  
EVERETT, MA 02149  
617-382-5217  
SUSAN.CALISE@BNYMELLON.COM

## Account Overview



Percent of all Investments	Asset Classification	Market Value
100%	CASH AND SHORT TERM	1,799,066.19
100%	TOTAL OF ALL INVESTMENTS	1,799,066.19

## Summary of Assets Held

Asset Classification	Market Value	Cost	Accrued Income	Est Annual Income	Market Yield
CASH AND SHORT TERM	1,799,066.19	1,799,066.19	0.00	179.91	0.01%
ACCOUNT TOTALS	1,799,066.19	1,799,066.19	0.00	179.91	0.01%

## Summary of Cash Transactions

Transaction Category	Current Period			Year-to-Date	
	Income	Principal	Realized Gains/Losses	Income	Principal
OPENING BALANCE	0.00	0.00		0.00	0.00
DIVIDENDS	14.74	0.00	0.00	75.48	0.00
INTEREST	0.00	0.00	0.00	44,499.96	0.00
SALES AND REDEMPTIONS	0.00	0.00	0.00	0.00	3,620,185.38
OTHER CASH ADDITIONS	0.00	14.74	0.00	0.00	44,575.44
PAYMENTS AND WITHDRAWALS	14.74 -	0.00	0.00	44,575.44 -	0.00
PURCHASES	0.00	14.74 -	0.00	0.00	3,664,760.82 -
CLOSING BALANCE	0.00	0.00	0.00	0.00	0.00

The above cash transactions summary is provided for information purposes only and may not reflect actual taxable income or deductible expenses as reportable under the Internal Revenue Code.

006982 XBNEF202 023111

9 17/10 M 1 P 03 S 94 722



**BNY MELLON**

The Bank of New York Mellon Trust Company, N.A.

Statement Period 10/01/2014 Through 10/31/2014

Account 853023

KCWA SER 2012 DSR FUND

### Statement of Assets Held

Shares / Par Value	Asset Description	Market Price Average Cost	Market Value Cost	Accrued Income Est Annual Income	Market Yield
<b>CASH AND SHORT TERM</b>					
1,799,066.190	FIDELITY INSTL M MKT GOVT #57 CLASS 1 CUSIP: S99992780	1.00000 1.00000	1,799,066.19 1,799,066.19	0.00 179.91	0.01% 0.01%
<b>Total CASH AND SHORT TERM</b>			<b>1,799,066.19</b>	<b>179.91</b>	

### ACCOUNT TOTALS

Total Market Value Plus Total Accrued Income 1,799,066.19

<b>1,799,066.19</b>	<b>0.00</b>	<b>0.01%</b>
<b>1,799,066.19</b>	<b>179.91</b>	

### Statement of Transactions

Transaction Date	Transaction Description	Income	Principal	Cost	Realized Gains/Losses
10/01/14	OPENING BALANCE	0.00	0.00	1,799,051.45	
10/02/14	Purchase FIDELITY INSTL M MKT GOVT #57 CLASS 1 14.74 SHARES	0.00	14.74 -	14.74	0.00
10/02/14	Dividend FIDELITY INSTL M MKT GOVT #57 CLASS 1 DIVIDEND	14.74	0.00	0.00	0.00
10/02/14	Cash Debit TRANSFERRED TO ACCOUNT 853023 FF	14.74 -	0.00	0.00	0.00
10/02/14	Cash Credit TRANSFERRED FROM ACCOUNT 853023 FF	0.00	14.74	0.00	0.00
10/02/14	DAILY ENDING BALANCE	0.00	0.00	1,799,066.19	0.00
10/31/14	CLOSING BALANCE	0.00	0.00	1,799,066.19	0.00

Cumulative realized capital gain and loss position from 12/31/2013 for securities held in principal of account:

Short Term:	0.00 *	Long Term:	0.00 *
-------------	--------	------------	--------

\* The above gain and loss position does not include transactions where tax cost information is incomplete or unavailable.

Cash and securities set forth on this Account Statement are held by The Bank of New York Mellon, an affiliate of The Bank of New York Mellon Trust Company, N.A. In addition, The Bank of New York Mellon Trust Company, N.A. may utilize subsidiaries and affiliates to provide services and certain products to the Account. Subsidiaries and affiliates may be compensated for their services and products.

The value of securities set forth on this Account Statement are obtained by The Bank of New York Mellon Trust Company, N.A., from its affiliate, The Bank of New York Mellon which determines such values for Corporate Trust on the basis of market prices and information obtained by The Bank of New York Mellon from unaffiliated third parties (including independent pricing vendors) ("third party pricing services"). The Bank of New York Mellon has not verified such market values or information and makes no assurances as to the accuracy or correctness of such market values or information or that the market values set forth on this Account Statement reflect the value of the securities that can be realized upon the sale of such securities. In addition, the market values for the securities set forth in this Account Statement may differ from the market prices and information for the same securities used by other business units of The Bank of New York Mellon Trust Company, N.A., The Bank of New York Mellon or their respective subsidiaries or affiliates based upon market prices and information received from other third party pricing services utilized by such other business units. Corporate Trust does not compare its market values with those used by, or reconcile different market values used by, other business units of The Bank of New York Mellon Trust Company, N.A., The Bank of New York Mellon or their respective subsidiaries or affiliates. Neither The Bank of New York Mellon Trust Company, N.A. nor The Bank of New York Mellon shall be liable for any loss, damage or expense incurred as a result of or arising from or related to the market values or information provided by third party pricing services or the differences in market prices or information provided by other third party pricing services.



# BNY MELLON

The Bank of New York Mellon Trust Company, N.A.

KENT COUNTY WATER AUTHORITY  
FINANCE DIRECTOR  
1072 MAIN STREET  
WEST WARWICK RI 02893

## Account Statement

Statement Period 10/01/2014 Through 10/31/2014

Account 853024  
KENT COUNTY WATER AUTHORITY  
GENERAL REFUNDING REVENUE BONDS  
2012 SERIES A


Go Paperless. Securely access your account online to view your statements. Ask your BNY Mellon contact how we can help you access your accounts, enter your own transactions or submit an audit confirmation online. Also be sure to ask how Connect(SM), our new web-based, single sign-on platform can help you go paperless.

ADMINISTRATIVE CONTACT: ERIN METENY  
525 WILLIAM PENN PLACE AIM 153-3800-38TH FL  
PITTSBURGH, PA 15259  
412-234-6247  
ERIN.MYERS1@BNYMELLON.COM

Visit us at [www.bnymellon.com](http://www.bnymellon.com)

CLIENT SERVICE MANAGER: SUSAN CALISE  
135 SANTILLI HIGHWAY AIM 026-0018  
EVERETT, MA 02149  
617-382-5217  
SUSAN.CALISE@BNYMELLON.COM

## Account Overview



Percent of all Investments	Asset Classification	Market Value
100%	CASH AND SHORT TERM	726,684.09
100%	TOTAL OF ALL INVESTMENTS	726,684.09

## Summary of Assets Held

Asset Classification	Market Value	Cost	Accrued Income	Est Annual Income	Market Yield
CASH AND SHORT TERM	726,684.09	726,684.09	0.00	72.67	0.01%
ACCOUNT TOTALS	726,684.09	726,684.09	0.00	72.67	0.01%

## Summary of Cash Transactions

Transaction Category	Current Period			Year-to-Date	
	Income	Principal	Realized Gains/Losses	Income	Principal
OPENING BALANCE	0.00	0.00		0.00	0.00
DIVIDENDS	3.05	0.00	0.00	78.80	0.00
SALES AND REDEMPTIONS	0.00	0.00	0.00	0.00	2,176,500.00
OTHER CASH ADDITIONS	0.00	181,628.05	0.00	0.00	1,814,828.80
PAYMENTS AND WITHDRAWALS	3.05 -	0.00	0.00	78.80 -	2,176,500.00 -
PURCHASES	0.00	181,628.05 -	0.00	0.00	1,814,828.80 -
CLOSING BALANCE	0.00	0.00	0.00	0.00	0.00

The above cash transactions summary is provided for information purposes only and may not reflect actual taxable income or deductible expenses as reportable under the Internal Revenue Code.

006982 XBINEF202 023112

006982 XBINEF202 023112



**BNY MELLON**

The Bank of New York Mellon Trust Company, N.A.

Statement Period 10/01/2014 Through 10/31/2014  
Account 853024  
KCWA SER 2012 DEBT SERVICE FD

**Statement of Assets Held**

Shares / Par Value	Asset Description	Market Price Average Cost	Market Value Cost	Accrued Income Est Annual Income	Market Yield
<b>CASH AND SHORT TERM</b>					
726,684.090	FIDELITY INSTL M MKT GOVT #57 CLASS 1 CUSIP: S99992780	1.00000 1.00000	726,684.09 726,684.09	0.00 72.67	0.01% 0.01%
<b>Total CASH AND SHORT TERM</b>			<b>726,684.09</b>	<b>72.67</b>	<b>0.01%</b>
<b>ACCOUNT TOTALS</b>			<b>726,684.09</b>	<b>72.67</b>	<b>0.01%</b>
Total Market Value Plus Total Accrued Income 726,684.09					

**Statement of Transactions**

Transaction Date	Transaction Description	Income	Principal	Cost	Realized Gains/Losses
10/01/14	OPENING BALANCE	0.00	0.00	545,056.04	
10/02/14	Purchase FIDELITY INSTL M MKT GOVT #57 CLASS 1 3.05 SHARES	0.00	3.05 -	3.05	0.00
10/02/14	Dividend FIDELITY INSTL M MKT GOVT #57 CLASS 1 DIVIDEND	3.05	0.00	0.00	0.00
10/02/14	Cash Debit TRANSFERRED TO ACCOUNT 853024 FF	3.05 -	0.00	0.00	0.00
10/02/14	Cash Credit TRANSFERRED FROM ACCOUNT 853024 FF	0.00	3.05	0.00	0.00
10/02/14	DAILY ENDING BALANCE	0.00	0.00	545,059.09	0.00
10/23/14	Purchase FIDELITY INSTL M MKT GOVT #57 CLASS 1 181,625.00 SHARES	0.00	181,625.00 -	181,625.00	
10/23/14	Cash Credit MONTHLY DEPOSIT FROM REVENUE A/C 112600 OF FUNDS NECESSARY TO COVER MONTHLY LOAN PAYMENT OBLIGATION ON SERIES 2012 BONDS TRNIIJ1410232491400	0.00	181,625.00	0.00	0.00
10/23/14	DAILY ENDING BALANCE	0.00	0.00	726,684.09	0.00
10/31/14	CLOSING BALANCE	0.00	0.00	726,684.09	0.00

Cumulative realized capital gain and loss position from 12/31/2013 for securities held in principal of account:

Short Term: 0.00\* Long Term: 0.00\*

\* The above gain and loss position does not include transactions where tax cost information is incomplete or unavailable.

Cash and securities set forth on this Account Statement are held by The Bank of New York Mellon, an affiliate of The Bank of New York Mellon Trust Company, N.A. In addition, The Bank of New York Mellon Trust Company, N.A. may utilize subsidiaries and affiliates to provide services and certain products to the Account. Subsidiaries and affiliates may be compensated for their services and products.

The value of securities set forth on this Account Statement are obtained by The Bank of New York Mellon Trust Company, N.A., from its affiliate, The Bank of New York Mellon which determines such values for Corporate Trust on the basis of market prices and information obtained by The Bank of New York Mellon from unaffiliated third parties (including independent pricing vendors) ("third party pricing services"). The Bank of New York Mellon has not verified such market values or information and makes no assurances as to the accuracy or correctness of such market values or information or that the market values set forth on this Account Statement reflect the value of the securities that can be realized upon the sale of such securities. In addition, the market values for the securities set forth in this Account Statement may differ from the market prices and information for the same securities used by other business units of The Bank of New York Mellon Trust Company, N.A., The Bank of New York Mellon or their respective subsidiaries or affiliates based upon market prices and information received from other third party pricing services utilized by such other business units. Corporate Trust does not compare its market values with those used by, or reconcile different market values used by, other business units of The Bank of New York Mellon Trust Company, N.A., The Bank of New York Mellon or their respective subsidiaries or affiliates. Neither The Bank of New York Mellon Trust Company, N.A. nor The Bank of New York Mellon shall be liable for any loss, damage or expense incurred as a result of or arising from or related to the market values or information provided by third party pricing services or the differences in market prices or information provided by other third party pricing services.



# BNY MELLON

The Bank of New York Mellon Trust Company, N.A.

KENT COUNTY WATER AUTHORITY  
FINANCE DIRECTOR  
1072 MAIN STREET  
WEST WARWICK RI 02893

## Account Statement

Statement Period 10/01/2014 Through 10/31/2014

Account 853025  
KENT COUNTY WATER AUTHORITY  
GENERAL REFUNDING REVENUE BONDS  
2012 SERIES A


ADMINISTRATIVE CONTACT: ERIN METENY  
525 WILLIAM PENN PLACE AIM 153-3800-38TH FL  
PITTSBURGH, PA 15259  
412-234-6247  
ERIN.MYERS1@BNYMELLON.COM

CLIENT SERVICE MANAGER: SUSAN CALISE  
135 SANTILLI HIGHWAY AIM 026-0018  
EVERETT, MA 02149  
617-382-5217  
SUSAN.CALISE@BNYMELLON.COM

Go Paperless. Securely access your account online to view your statements. Ask your BNY Mellon contact how we can help you access your accounts, enter your own transactions or submit an audit confirmation online. Also be sure to ask how Connect(SM), our new web-based, single sign-on platform can help you go paperless.

Visit us at [www.bnymellon.com](http://www.bnymellon.com)

## Account Overview



Percent of all Investments	Asset Classification	Market Value
100%	CASH AND SHORT TERM	1,739,140.91
100%	TOTAL OF ALL INVESTMENTS	1,739,140.91

## Summary of Assets Held

Asset Classification	Market Value	Cost	Accrued Income	Est Annual Income	Market Yield
CASH AND SHORT TERM	1,739,140.91	1,739,140.91	0.00	173.91	0.00%
ACCOUNT TOTALS	1,739,140.91	1,739,140.91	0.00	173.91	0.00%

## Summary of Cash Transactions

Transaction Category	Current Period			Year-to-Date	
	Income	Principal	Realized Gains/Losses	Income	Principal
OPENING BALANCE	0.00	0.00		0.00	0.00
DIVIDENDS	14.36	0.00	0.00	157.22	0.00
SALES AND REDEMPTIONS	0.00	0.00	0.00	0.00	728,953.10
OTHER CASH ADDITIONS	0.00	14.36	0.00	0.00	157.22
PAYMENTS AND WITHDRAWALS	14.36 -	0.00	0.00	157.22 -	728,953.10 -
PURCHASES	0.00	14.36 -	0.00	0.00	157.22 -
CLOSING BALANCE	0.00	0.00	0.00	0.00	0.00

The above cash transactions summary is provided for information purposes only and may not reflect actual taxable income or deductible expenses as reportable under the Internal Revenue Code.

006982 XBNEF202 023113

02/10/15 3:34:28 PM





**BNY MELLON**

The Bank of New York Mellon Trust Company, N.A.

Statement Period 10/01/2014 Through 10/31/2014

Account 853025

KCWA SER 2012 PJCT FD COI AC

### Statement of Assets Held

Shares / Par Value	Asset Description	Market Price Average Cost	Market Value Cost	Accrued Income Est Annual Income	Market Yield
<b>CASH AND SHORT TERM</b>					
1,739,140.910	FIDELITY INSTL M MKT GOVT #57 CLASS 1 CUSIP: S99992780	1.00000	1,739,140.91	0.00	0.00%
		1.00000	1,739,140.91	173.91	
<b>Total CASH AND SHORT TERM</b>			<b>1,739,140.91</b>	<b>0.00</b>	<b>0.00%</b>
			1,739,140.91	173.91	

### ACCOUNT TOTALS

Total Market Value Plus Total Accrued Income 1,739,140.91

<b>1,739,140.91</b>	<b>0.00</b>	<b>0.00%</b>
1,739,140.91	173.91	

### Statement of Transactions

Transaction Date	Transaction Description	Income	Principal	Cost	Realized Gains/Losses
10/01/14	OPENING BALANCE	0.00	0.00	1,739,126.55	
10/02/14	Purchase FIDELITY INSTL M MKT GOVT #57 CLASS 1 14.36 SHARES	0.00	14.36 -	14.36	0.00
10/02/14	Dividend FIDELITY INSTL M MKT GOVT #57 CLASS 1 DIVIDEND	14.36	0.00	0.00	0.00
10/02/14	Cash Debit TRANSFERRED TO ACCOUNT 853025 FF	14.36 -	0.00	0.00	0.00
10/02/14	Cash Credit TRANSFERRED FROM ACCOUNT 853025 FF	0.00	14.36	0.00	0.00
10/02/14	DAILY ENDING BALANCE	0.00	0.00	1,739,140.91	0.00
10/31/14	CLOSING BALANCE	0.00	0.00	1,739,140.91	0.00

Cumulative realized capital gain and loss position from 12/31/2013 for securities held in principal of account:

Short Term: 0.00 \*      Long Term: 0.00 \*

\* The above gain and loss position does not include transactions where tax cost information is incomplete or unavailable.

Cash and securities set forth on this Account Statement are held by The Bank of New York Mellon, an affiliate of The Bank of New York Mellon Trust Company, N.A. In addition, The Bank of New York Mellon Trust Company, N.A. may utilize subsidiaries and affiliates to provide services and certain products to the Account. Subsidiaries and affiliates may be compensated for their services and products.

The value of securities set forth on this Account Statement are obtained by The Bank of New York Mellon Trust Company, N.A., from its affiliate, The Bank of New York Mellon which determines such values for Corporate Trust on the basis of market prices and information obtained by The Bank of New York Mellon from unaffiliated third parties (including independent pricing vendors) ("third party pricing services"). The Bank of New York Mellon has not verified such market values or information and makes no assurances as to the accuracy or correctness of such market values or information or that the market values set forth on this Account Statement reflect the value of the securities that can be realized upon the sale of such securities. In addition, the market values for the securities set forth in this Account Statement may differ from the market prices and information for the same securities used by other business units of The Bank of New York Mellon Trust Company, N.A., The Bank of New York Mellon or their respective subsidiaries or affiliates based upon market prices and information received from other third party pricing services utilized by such other business units. Corporate Trust does not compare its market values with those used by, or reconcile different market values used by, other business units of The Bank of New York Mellon Trust Company, N.A., The Bank of New York Mellon or their respective subsidiaries or affiliates. Neither The Bank of New York Mellon Trust Company, N.A. nor The Bank of New York Mellon shall be liable for any loss, damage or expense incurred as a result of or arising from or related to the market values or information provided by third party pricing services or the differences in market prices or information provided by other third party pricing services.

9/17/10 M 1 PUS 5 94/28



**BNY MELLON**

The Bank of New York Mellon Trust Company, N.A.

**KENT COUNTY WATER AUTHORITY**  
FINANCE DIRECTOR  
1072 MAIN STREET  
WEST WARWICK RI 02893

### Account Statement

Statement Period 10/01/2014 Through 10/31/2014

Account 853026  
KENT COUNTY WATER AUTHORITY  
GENERAL REFUNDING REVENUE BONDS  
DEBT SERVICE SAVINGS ACCOUNT FOR CIP


ADMINISTRATIVE CONTACT: ERIN METENY  
525 WILLIAM PENN PLACE AIM 153-3800-38TH FL  
PITTSBURGH, PA 15259  
412-234-6247  
ERIN.MYERS1@BNYMELLON.COM

CLIENT SERVICE MANAGER: SUSAN CALISE  
135 SANTILLI HIGHWAY AIM 026-0018  
EVERETT, MA 02149  
617-382-5217  
SUSAN.CALISE@BNYMELLON.COM

Go Paperless. Securely access your account online to view your statements. Ask your BNY Mellon contact how we can help you access your accounts, enter your own transactions or submit an audit confirmation online. Also be sure to ask how Connect(SM), our new web-based, single sign-on platform can help you go paperless.

Visit us at [www.bnymellon.com](http://www.bnymellon.com)

### Account Overview



Percent of all Investments	Asset Classification	Market Value
100%	CASH AND SHORT TERM	998,037.95
100%	TOTAL OF ALL INVESTMENTS	998,037.95

### Summary of Assets Held

Asset Classification	Market Value	Cost	Accrued Income	Est Annual Income	Market Yield
CASH AND SHORT TERM	998,037.95	998,037.95	0.00	99.80	0.00%
ACCOUNT TOTALS	998,037.95	998,037.95	0.00	99.80	0.00%

### Summary of Cash Transactions

Transaction Category	Current Period			Year-to-Date	
	Income	Principal	Realized Gains/Losses	Income	Principal
OPENING BALANCE	0.00	0.00		0.00	0.00
DIVIDENDS	7.51	0.00	0.00	58.80	0.00
OTHER CASH ADDITIONS	0.00	45,369.51	0.00	0.00	453,678.80
PAYMENTS AND WITHDRAWALS	7.51 -	0.00	0.00	58.80 -	0.00
PURCHASES	0.00	45,369.51 -	0.00	0.00	453,678.80 -
CLOSING BALANCE	0.00	0.00	0.00	0.00	0.00

The above cash transactions summary is provided for information purposes only and may not reflect actual taxable income or deductible expenses as reportable under the Internal Revenue Code.

005982 XBENEF202 023114

9/27/14 M 1:03 S 94/22



**BNY MELLON**

The Bank of New York Mellon Trust Company, N.A.

Statement Period 10/01/2014 Through 10/31/2014

Account 853026

KCWA DEBT SERVICE SAVINGS CIP

### Statement of Assets Held

Shares / Par Value	Asset Description	Market Price Average Cost	Market Value Cost	Accrued Income Est Annual Income	Market Yield
<b>CASH AND SHORT TERM</b>					
998,037.950	FIDELITY INSTL M MKT GOVT #57 CLASS 1	1.00000	998,037.95	0.00	0.00%
	CUSIP: S99992780	1.00000	998,037.95	99.80	
<b>Total CASH AND SHORT TERM</b>			<b>998,037.95</b>	<b>0.00</b>	<b>0.00%</b>
			998,037.95	99.80	
<b>ACCOUNT TOTALS</b>			<b>998,037.95</b>	<b>0.00</b>	<b>0.00%</b>
Total Market Value Plus Total Accrued Income 998,037.95			998,037.95	99.80	

### Statement of Transactions

Transaction Date	Transaction Description	Income	Principal	Cost	Realized Gains/Losses
10/01/14	OPENING BALANCE	0.00	0.00	952,668.44	
10/02/14	Purchase FIDELITY INSTL M MKT GOVT #57 CLASS 1 7.51 SHARES	0.00	7.51 -	7.51	0.00
10/02/14	Dividend FIDELITY INSTL M MKT GOVT #57 CLASS 1 DIVIDEND	7.51	0.00	0.00	0.00
10/02/14	Cash Debit TRANSFERRED TO ACCOUNT 853026 FF	7.51 -	0.00	0.00	0.00
10/02/14	Cash Credit TRANSFERRED FROM ACCOUNT 853026 FF	0.00	7.51	0.00	0.00
10/02/14	DAILY ENDING BALANCE	0.00	0.00	952,675.95	0.00
10/23/14	Purchase FIDELITY INSTL M MKT GOVT #57 CLASS 1 45,362.00 SHARES	0.00	45,362.00 -	45,362.00	
10/23/14	Cash Credit MONTHLY DEPOSIT FROM REVENUE A/C 112600 OF FUNDS NECESSARY TO COVER MONTHLY LOAN PAYMENT OBLIGATION ON SERIES 2012 BONDS TRNIIJ1410232491600	0.00	45,362.00	0.00	0.00
10/23/14	DAILY ENDING BALANCE	0.00	0.00	998,037.95	0.00
10/31/14	CLOSING BALANCE	0.00	0.00	998,037.95	0.00

Cumulative realized capital gain and loss position from 12/31/2013 for securities held in principal of account:

Short Term: 0.00\* Long Term: 0.00\*

\* The above gain and loss position does not include transactions where tax cost information is incomplete or unavailable.

Cash and securities set forth on this Account Statement are held by The Bank of New York Mellon, an affiliate of The Bank of New York Mellon Trust Company, N.A. In addition, The Bank of New York Mellon Trust Company, N.A. may utilize subsidiaries and affiliates to provide services and certain products to the Account. Subsidiaries and affiliates may be compensated for their services and products.

The value of securities set forth on this Account Statement are obtained by The Bank of New York Mellon Trust Company, N.A., from its affiliate, The Bank of New York Mellon which determines such values for Corporate Trust on the basis of market prices and information obtained by The Bank of New York Mellon from unaffiliated third parties (including independent pricing vendors) ("third party pricing services"). The Bank of New York Mellon has not verified such market values or information and makes no assurances as to the accuracy or correctness of such market values or information or that the market values set forth on this Account Statement reflect the value of the securities that can be realized upon the sale of such securities. In addition, the market values for the securities set forth in this Account Statement may differ from the market prices and information for the securities used by other business units of The Bank of New York Mellon Trust Company, N.A., The Bank of New York Mellon or their respective subsidiaries or affiliates based upon market prices and information received from other third party pricing services utilized by such other business units. Corporate Trust does not compare its market values with those used by, or reconcile different market values used by, other business units of The Bank of New York Mellon Trust Company, N.A., The Bank of New York Mellon or their respective subsidiaries or affiliates. Neither The Bank of New York Mellon Trust Company, N.A. nor The Bank of New York Mellon shall be liable for any loss, damage or expense incurred as a result of or arising from or related to the market values or information provided by third party pricing services or the differences in market prices or information provided by other third party pricing services.

Kent County Water Authority									
Sep-14									
The Bank of New York Mellon:									
	Account Number	8/31/2014 COST Balance	Interest Earned	transfer	Transfer in A/C	Transfer to Checking	Transfers	Payment to WQP	9/30/2014 COST Balance
	Revenue	1,099,358.00	6.27	-	1,511,321.81	(900,000.00)	(802,624.99)	(69,276.59)	838,784.50
	Operating Revenue Allowance	1,264,106.03	10.56				24,304.66		1,288,421.25
	1 Operation & Maintenance Fund	0.33	0.01						0.34
	2 Renewal & Replacement Reserve	1,272,847.42	10.85				8,333.33		1,272,858.27
	3 Renewal & Replacement Fund	279,607.80	2.23				450,000.00		287,943.36
	4 Infrastructure Fund	6,180,918.49	52.02						6,630,970.51
	5 Operation & Maintenance Reserve	2,493,326.02	21.13						2,493,347.15
	6 DEBT SERVICE SAVINGS 2004 PAID (CIP)	186,003.83	0.95	133,600.13			93,000.00		412,604.91
	7 2012 DEBT SERVICE RESERVE	1,799,036.21	15.24						1,799,051.45
	2012 DEBT SERVICE FUND	363,495.65	(4.61)				181,625.00		545,056.04
	2012 PROJECT FUND	1,739,111.72	14.83						1,739,126.55
	DEBT SERVICE SAVINGS 2012 Refunding	907,299.01	7.43				45,362.00		952,668.44
	Total	17,585,050.51	136.91	133,600.13	1,511,321.81	(900,000.00)	-	(69,276.59)	18,260,832.77

a/c 112613 Debt Service Reserve 2004

transferred to a/c 112612

debt service savings

133,600.13 transferred amt

133,586.81 8/31 Balance


13,322



September 30, 2014

# Envelope Contents

Account Information	Number of Pages	Starting Page Number	Account Information	Number of Pages	Starting Page Number
CWA GENERAL REVENUE ACCOUNT 12600	4	1 of 22	KCWA DEBT SERVICE SAVINGS (2004) 112612	2	19 of 22
CWA OPERATING REVENUE ALLOWANCE 12601	2	5 of 22	KCWA SER 2004A DEBT SERV RESRV 112613	2	21 of 22
CWA GEN OP & MAINT ACCT 12602	4	7 of 22			
CWA GEN REN & REP RESV ACCT 12603	2	11 of 22			
CWA GENERAL RENEWAL AND REPLACEMENT AC 12604	2	13 of 22			
CWA INFRASTRUCTURE ACCT 12605	2	15 of 22			
CWA OPER & MAIN RESERVE ACCT 12606	2	17 of 22			

  
 00007092 03 AB 1.104 03 TR 00086 XBNEF602 000000  
 KENT COUNTY WATER AUTHORITY  
 FINANCE DIRECTOR  
 1072 MAIN ST  
 WEST WARWICK RI 02893-3724

BNY MELLON

*This Page Intentionally Blank*





BNY MELLON

The Bank of New York Mellon Trust Company, N.A.

Statement Period 09/01/2014 Through 09/30/2014  
Account 112600  
KCWA GENERAL REVENUE ACCOUNT

Statement of Assets Held

Shares / Par Value	Asset Description	Market Price Average Cost	Market Value Cost	Accrued Income Est Annual Income	Market Yield
<b>CASH AND SHORT TERM</b>					
838,784.500	FIDELITY INSTL M MKT GOVT #57 CLASS 1 CUSIP: S99992780	1.00000 1.00000	838,784.50 838,784.50	0.00 83.88	0.01%
<b>Total CASH AND SHORT TERM</b>			<b>838,784.50</b> <b>838,784.50</b>	<b>0.00</b> <b>83.88</b>	<b>0.01%</b>
<b>ACCOUNT TOTALS</b>					
Total Market Value Plus Total Accrued Income 838,784.50			<b>838,784.50</b> <b>838,784.50</b>	<b>0.00</b> <b>83.88</b>	<b>0.01%</b>

Statement of Transactions

Transaction Date	Transaction Description	Income	Principal	Cost	Realized Gains/Losses
09/01/14	OPENING BALANCE	0.00	0.00	1,099,358.00	
09/03/14	Purchase FIDELITY INSTL M MKT GOVT #57 CLASS 1 140,183.16 SHARES	0.00	140,183.16 -	140,183.16	0.00
09/03/14	Dividend FIDELITY INSTL M MKT GOVT #57 CLASS 1 DIVIDEND	6.27	0.00	0.00	0.00
09/03/14	Cash Credit WIRE RECEIVED FROM /009364950577 KENT COUNTY WATER AUTHORITY PO BOX 192 WEST WARWICK, RI 02893-0192 FFC TRUST ACCT #112600 /BNF/DGLA111565 KENT COUNTY WATER // AUTHORITY TRNFD:1409031706700 CRNO/B BK AMER NYC IMAD: 20140903B6B7HU3R009300	0.00	140,176.89	0.00	0.00
09/03/14	Cash Debit TRANSFERRED TO ACCOUNT 112600 FF	6.27 -	0.00	0.00	0.00
09/03/14	Cash Credit TRANSFERRED FROM ACCOUNT 112600 FF	0.00	6.27	0.00	0.00 -
09/03/14	DAILY ENDING BALANCE	0.00	0.00	1,239,541.16	0.00
09/08/14	Sale FIDELITY INSTL M MKT GOVT #57 CLASS 1 900,000.00 SHARES	0.00	900,000.00	900,000.00 -	0.00
09/08/14	Cash Debit TRANSFER TO 112602 OP + MAINT ACCT PAYMENT OF OP + MAINT REQ DATED 9/8/14 KCWA GENERAL FUND	0.00	900,000.00 -	0.00	0.00
09/08/14	DAILY ENDING BALANCE	0.00	0.00	339,541.16	0.00
09/10/14	Purchase FIDELITY INSTL M MKT GOVT #57 CLASS 1 486,212.69 SHARES	0.00	486,212.69 -	486,212.69	0.00
09/10/14	Cash Credit WIRE RECEIVED FROM /009364950577 KENT COUNTY WATER AUTHORITY PO BOX 192 WEST WARWICK, RI 02893-0192 FFC TRUST ACCOUNT #112600 /BNF/DGLA111565 KENT COUNTY WATER // AUTHORITY TRNFD:1409101462800 CRNO/B BK AMER NYC IMAD: 20140910B6B7HU1R008238	0.00	486,212.69	0.00	0.00
09/10/14	DAILY ENDING BALANCE	0.00	0.00	825,753.85	
09/16/14	Sale FIDELITY INSTL M MKT GOVT #57 CLASS 1 69,276.59 SHARES	0.00	69,276.59	69,276.59 -	0.00





**BNY MELLON**

The Bank of New York Mellon Trust Company, N.A.

Statement Period 09/01/2014 Through 09/30/2014

Account 112600

KCWA GENERAL REVENUE ACCOUNT

**Statement of Transactions - Continued**

Transaction Date	Transaction Description	Income	Principal	Cost	Realized Gains/Losses
09/16/14	Cash Debit TRANSFER TO 112602 OP + MAINT ACCT. PAYMENT OF OP + MAINT REQ DATED 9/16/14 KCWA GENERAL FUND. TRNIIJ1409161149900	0.00	69,276.59 -	0.00	0.00
09/16/14	DAILY ENDING BALANCE	0.00	0.00	756,477.26	0.00
09/18/14	Purchase FIDELITY INSTL M MKT GOVT #57 CLASS 1 504,324.34 SHARES	0.00	504,324.34 -	504,324.34	0.00
09/18/14	Cash Credit WIRE RECEIVED FROM /009364950577 KENT COUNTY WATER AUTHORITY PO BOX 192 WEST WARWICK, RI 02893-0192 FFC TO TRUST ACCT # 112600 /BNF/DGLA111565 KENT COUNTY WATER // AUTHORITY TRNFDF1409181052600 CRNO/B BK AMER NYC IMAD: 20140918B6B7HU2R006105	0.00	504,324.34	0.00	0.00
09/18/14	DAILY ENDING BALANCE	0.00	0.00	1,260,801.60	0.00
09/30/14	Sale FIDELITY INSTL M MKT GOVT #57 CLASS 1 422,017.10 SHARES	0.00	422,017.10	422,017.10 -	0.00
09/30/14	Cash Debit MONTHLY TRF FROM REV A/C 112600 TO KCWA R&R ACCT 112604 OF FDS REQ. TO COVER APPROVED BUDGET EXP WITH RESPECT TO R&R. TRNIIJ1409301098100	0.00	8,333.33 -	0.00	0.00
09/30/14	Cash Debit MONTHLY TRF FROM REV A/C 112600 TO KCWA INFRASTRUCTURE ACCT 112605 OF FDS FOR APPROVED BUDGET EXP RE. INFRASTRUCTURE. TRNIIJ1409301098300	0.00	450,000.00 -	0.00	0.00
09/30/14	Cash Debit MONTHLY TRF FROM REV A/C 112600 TO KCWA 2004 DS FUND OF FUNDS REQ FOR MONTHLY PMT ON SERIES 2004 BONDS. TRNIIJ1409301098500	0.00	93,000.00 -	0.00	0.00
09/30/14	Cash Debit MONTHLY TRF FROM REV A/C 112600 TO KCWA 2012 DS FUND OF FUNDS REQ FOR MONTHLY PMT ON SERIES 2012 BONDS. TRNIIJ1409301098700	0.00	181,625.00 -	0.00	0.00
09/30/14	Cash Debit MONTHLY TRF FROM REV A/C 112600 TO KCWA 2012 DS SAVE OF FUNDS REQ FOR MONTHLY PMT ON SERIES 2012 BONDS. TRNIIJ1409301098900	0.00	45,362.00 -	0.00	0.00
09/30/14	Cash Debit MONTHLY TRF FROM REV A/C 112600 TO KCWA GENERAL FUND OF FUNDS REQ FOR OPERATING REVENUE ALLOWANCE RESTRICTED TRNIIJ1409301099100	0.00	24,304.66 -	0.00	0.00
09/30/14	Cash Credit WIRE RECEIVED FROM /009364950577 KENT COUNTY WATER AUTHORITY PO BOX 192 WEST WARWICK, RI 02893-0192 FFC TRUST ACCT 112600 /BNF/DGLA111565 KENT COUNTY WATER // AUTHORITY TRNFDF1409305507600 CRNO/B BK AMER NYC IMAD: 20140930B6B7HU3R018090	0.00	380,607.89	0.00	0.00
09/30/14	DAILY ENDING BALANCE	0.00	0.00	838,784.50	0.00

9710 m 1 PDS s 10382



**BNY MELLON**

The Bank of New York Mellon Trust Company, N.A.

Statement Period 09/01/2014 Through 09/30/2014  
Account 112600  
KCWA GENERAL REVENUE ACCOUNT

**Statement of Transactions - Continued**

Transaction Date	Transaction Description	Income	Principal	Cost	Realized Gains/Losses
09/30/14	CLOSING BALANCE	0.00	0.00	838,784.50	0.00
Cumulative realized capital gain and loss position from 12/31/2013 for securities held in principal of account:					
Short Term:	0.00 *	Long Term:	0.00 *		

\* The above gain and loss position does not include transactions where tax cost information is incomplete or unavailable.

Cash and securities set forth on this Account Statement are held by The Bank of New York Mellon, an affiliate of The Bank of New York Mellon Trust Company, N.A. In addition, The Bank of New York Mellon Trust Company, N.A. may utilize subsidiaries and affiliates to provide services and certain products to the Account. Subsidiaries and affiliates may be compensated for their services and products.

The value of securities set forth on this Account Statement are obtained by The Bank of New York Mellon Trust Company, N.A., from its affiliate, The Bank of New York Mellon which determines such values for Corporate Trust on the basis of market prices and information obtained by The Bank of New York Mellon from unaffiliated third parties (including independent pricing vendors) ("third party pricing services"). The Bank of New York Mellon has not verified such market values or information and makes no assurance as to the accuracy or correctness of such market values or information or that the market values set forth on this Account Statement reflect the value of the securities that can be realized upon the sale of such securities. In addition, the market values for the securities set forth in this Account Statement may differ from the market prices and information for the same securities used by other business units of The Bank of New York Mellon Trust Company, N.A., The Bank of New York Mellon or their respective subsidiaries or affiliates based upon market prices and information received from other third party pricing services utilized by such other business units. Corporate Trust does not compare its market values with those used by, or reconcile different market values used by, other business units of The Bank of New York Mellon Trust Company, N.A., The Bank of New York Mellon or their respective subsidiaries or affiliates. Neither The Bank of New York Mellon Trust Company, N.A. nor The Bank of New York Mellon shall be liable for any loss, damage or expense incurred as a result of or arising from or related to the market values or information provided by third party pricing services or the differences in market prices or information provided by other third party pricing services.



# BNY MELLON

The Bank of New York Mellon Trust Company, N.A.

WINDY HILL COUNTY WATER AUTHORITY  
FINANCE DIRECTOR  
1072 MAIN ST  
WEST WARWICK RI 02893-3724

Go Paperless. Securely access your account online to view your statements. Ask your BNY Mellon contact how we can help you access your accounts, enter your own transactions or submit an audit confirmation online. Also be sure to ask how Connect(SM), our new web-based, single sign-on platform can help you go paperless.

Visit us at [www.bnymellon.com](http://www.bnymellon.com)

## Account Statement


Statement Period 09/01/2014 Through 09/30/2014

Account 112601  
KCWA OPERATING REVENUE ALLOWANCE

ADMINISTRATIVE CONTACT: ERIN METENY  
525 WILLIAM PENN PLACE AIM 153-3800-38TH FL  
PITTSBURGH, PA 15259  
412-234-6247  
ERIN.MYERS1@BNYMELLON.COM

CLIENT SERVICE MANAGER: SUSAN CALISE  
135 SANTILLI HIGHWAY AIM 026-0018  
EVERETT, MA 02149  
617-382-5217  
SUSAN.CALISE@BNYMELLON.COM

## Account Overview



Percent of all Investments	Asset Classification	Market Value
100%	CASH AND SHORT TERM	1,288,421.25
100%	TOTAL OF ALL INVESTMENTS	1,288,421.25

## Summary of Assets Held

Asset Classification	Market Value	Cost	Accrued Income	Est Annual Income	Market Yield
CASH AND SHORT TERM	1,288,421.25	1,288,421.25	0.00	128.84	0.00%
ACCOUNT TOTALS	1,288,421.25	1,288,421.25	0.00	128.84	0.00%

## Summary of Cash Transactions

Transaction Category	Current Period			Year-to-Date	
	Income	Principal	Realized Gains/Losses	Income	Principal
OPENING BALANCE	0.00	0.00		0.00	0.00
DIVIDENDS	10.56	0.00	0.00	85.93	0.00
OTHER CASH ADDITIONS	0.00	24,315.22	0.00	0.00	218,827.87
PAYMENTS AND WITHDRAWALS	10.56	0.00	0.00	85.93	0.00
PURCHASES	0.00	24,315.22	0.00	0.00	218,827.87
CLOSING BALANCE	0.00	0.00	0.00	0.00	0.00

The above cash transactions summary is provided for information purposes only and may not reflect actual taxable income or deductible expenses as reportable under the Internal Revenue Code.

007092 XBNEF602 024601

01775 III 1430 3 10/26



**BNY MELLON**

The Bank of New York Mellon Trust Company, N.A.

Statement Period 09/01/2014 Through 09/30/2014

Account 112601

KCWA OPERATING REVENUE ALLOWANCE

### Statement of Assets Held

Shares / Par Value	Asset Description	Market Price Average Cost	Market Value Cost	Accrued Income Est Annual Income	Market Yield
<b>CASH AND SHORT TERM</b>					
1,288,421.250	FIDELITY INSTL M MKT GOVT #57 CLASS 1 CUSIP: S99992780	1.00000	1,288,421.25	0.00	0.00%
	<b>Total CASH AND SHORT TERM</b>	1.00000	1,288,421.25	128.84	0.00%
			1,288,421.25	0.00	0.00%
			1,288,421.25	128.84	
<b>ACCOUNT TOTALS</b>			1,288,421.25	0.00	0.00%
Total Market Value Plus Total Accrued Income 1,288,421.25			1,288,421.25	128.84	

### Statement of Transactions

Transaction Date	Transaction Description	Income	Principal	Cost	Realized Gains/Losses
09/01/14	OPENING BALANCE	0.00	0.00	1,264,106.03	
09/03/14	Purchase FIDELITY INSTL M MKT GOVT #57 CLASS 1 10.56 SHARES	0.00	10.56 -	10.56	0.00
09/03/14	Dividend FIDELITY INSTL M MKT GOVT #57 CLASS 1 DIVIDEND	10.56	0.00	0.00	0.00
09/03/14	Cash Debit TRANSFERRED TO ACCOUNT 112601 FF	10.56 -	0.00	0.00	0.00
09/03/14	Cash Credit TRANSFERRED FROM ACCOUNT 112601 FF	0.00	10.56	0.00	0.00
09/03/14	DAILY ENDING BALANCE	0.00	0.00	1,264,116.59	0.00
09/30/14	Purchase FIDELITY INSTL M MKT GOVT #57 CLASS 1 24,304.66 SHARES	0.00	24,304.66 -	24,304.66	
09/30/14	Cash Credit MONTHLY DEPOSIT FROM REVENUE A/C 112600 OF FUNDS NECESSARY FOR OPERATING REVENUE ALLOWANCE RESTRICTED TRNIIJ1409301099200	0.00	24,304.66	0.00	0.00
09/30/14	DAILY ENDING BALANCE	0.00	0.00	1,288,421.25	0.00
09/30/14	CLOSING BALANCE	0.00	0.00	1,288,421.25	0.00

Cumulative realized capital gain and loss position from 12/31/2013 for securities held in principal of account:

Short Term: 0.00 \* Long Term: 0.00 \*

\* The above gain and loss position does not include transactions where tax cost information is incomplete or unavailable.

Cash and securities set forth on this Account Statement are held by The Bank of New York Mellon, an affiliate of The Bank of New York Mellon Trust Company, N.A. In addition, The Bank of New York Mellon Trust Company, N.A. may utilize subsidiaries and affiliates to provide services and certain products to the Account. Subsidiaries and affiliates may be compensated for their services and products.

The value of securities set forth on this Account Statement are obtained by The Bank of New York Mellon Trust Company, N.A., from its affiliate, The Bank of New York Mellon which determines such values for Corporate Trust on the basis of market prices and information obtained by The Bank of New York Mellon from unaffiliated third parties (including independent pricing vendors) ("third party pricing services"). The Bank of New York Mellon has not verified such market values or information and makes no assurances as to the accuracy or correctness of such market values or information or that the market values set forth on this Account Statement reflect the value of the securities that can be realized upon the sale of such securities. In addition, the market values for the securities set forth in this Account Statement may differ from the market prices and information for the same securities used by other business units of The Bank of New York Mellon Trust Company, N.A., The Bank of New York Mellon or their respective subsidiaries or affiliates based upon market prices and information received from other third party pricing services utilized by such other business units. Corporate Trust does not compare its market values with those used by, or reconcile different market values used by, other business units of The Bank of New York Mellon Trust Company, N.A., The Bank of New York Mellon or their respective subsidiaries or affiliates. Neither The Bank of New York Mellon Trust Company, N.A. nor The Bank of New York Mellon shall be liable for any loss, damage or expense incurred as a result of or arising from or related to the market values or information provided by third party pricing services or the differences in market prices or information provided by other third party pricing services.



**BNY MELLON**

The Bank of New York Mellon Trust Company, N.A.

**WANT COUNTY WATER AUTHORITY  
FINANCE DIRECTOR  
1072 MAIN ST  
WEST WARWICK RI 02893-3724**

### Account Statement

Statement Period 09/01/2014 Through 09/30/2014

Account 112602  
KCWA GEN OP & MAINT ACCT


**ADMINISTRATIVE CONTACT: ERIN METENY**  
525 WILLIAM PENN PLACE AIM 153-3800-38TH FL  
PITTSBURGH, PA 15259  
412-234-6247  
ERIN.MYERS1@BNYMELLON.COM

**CLIENT SERVICE MANAGER: SUSAN CALISE**  
135 SANTILLI HIGHWAY AIM 026-0018  
EVERETT, MA 02149  
617-382-5217  
SUSAN.CALISE@BNYMELLON.COM

Go Paperless. Securely access your account online to view your statements. Ask your BNY Mellon contact how we can help you access your accounts, enter your own transactions or submit an audit confirmation online. Also be sure to ask how Connect(SM), our new web-based, single sign-on platform can help you go paperless.

Visit us at [www.bnymellon.com](http://www.bnymellon.com)

### Account Overview



Percent of all Investments	Asset Classification	Market Value
100% ☉	CASH AND SHORT TERM	0.34
100%	<b>TOTAL OF ALL INVESTMENTS</b>	<b>0.34</b>

### Summary of Assets Held

Asset Classification	Market Value	Cost	Accrued Income	Est Annual Income	Market Yield
CASH AND SHORT TERM	0.34	0.34	0.00	0.00	0.00%
<b>ACCOUNT TOTALS</b>	<b>0.34</b>	<b>0.34</b>	<b>0.00</b>	<b>0.00</b>	<b>0.00%</b>

### Summary of Cash Transactions

Transaction Category	Current Period			Year-to-Date	
	Income	Principal	Realized Gains/Losses	Income	Principal
OPENING BALANCE	0.00	0.00		0.00	0.00
DIVIDENDS	0.01	0.00	0.00	0.10	0.00
SALES AND REDEMPTIONS	0.00	69,276.59	0.00	0.00	295,191.71
OTHER CASH ADDITIONS	0.00	969,276.60	0.00	0.00	8,995,191.81
PAYMENTS AND WITHDRAWALS	0.01	969,276.59	0.00	0.10	8,995,191.71
PURCHASES	0.00	69,276.60	0.00	0.00	295,191.81
<b>CLOSING BALANCE</b>	<b>0.00</b>	<b>0.00</b>	<b>0.00</b>	<b>0.00</b>	<b>0.00</b>

The above cash transactions summary is provided for information purposes only and may not reflect actual taxable income or deductible expenses as reportable under the Internal Revenue Code.



**BNY MELLON**

The Bank of New York Mellon Trust Company, N.A.

Statement Period 09/01/2014 Through 09/30/2014  
Account 112602  
KCWA GEN OP & MAINT ACCT

**Statement of Assets Held**

Shares / Par Value	Asset Description	Market Price Average Cost	Market Value Cost	Accrued Income Est Annual Income	Market Yield
<b>CASH AND SHORT TERM</b>					
0.340	FIDELITY INSTL M MKT GOVT #57 CLASS 1 CUSIP: S99992780	1.00000 1.00000	0.34 0.34	0.00 0.00	0.00% 0.00%
<b>Total CASH AND SHORT TERM</b>			<b>0.34</b>	<b>0.00</b>	<b>0.00%</b>
<b>ACCOUNT TOTALS</b>			<b>0.34</b>	<b>0.00</b>	<b>0.00%</b>
Total Market Value Plus Total Accrued Income 0.34			0.34	0.00	

**Statement of Transactions**

Transaction Date	Transaction Description	Income	Principal	Cost	Realized Gains/Losses
09/01/14	OPENING BALANCE	0.00	0.00	0.33	
09/03/14	Purchase FIDELITY INSTL M MKT GOVT #57 CLASS 1 0.01 SHARES	0.00	0.01 -	0.01	0.00
09/03/14	Dividend FIDELITY INSTL M MKT GOVT #57 CLASS 1 DIVIDEND	0.01	0.00	0.00	0.00
09/03/14	Cash Debit TRANSFERRED TO ACCOUNT 112602 FF	0.01 -	0.00	0.00	0.00
09/03/14	Cash Credit TRANSFERRED FROM ACCOUNT 112602 FF	0.00	0.01	0.00	0.00
09/03/14	DAILY ENDING BALANCE	0.00	0.00	0.34	
09/08/14	Cash Debit BANK OF AMERICA N.A, RI ABA: 011500010 728018921 KCWA GENERAL FUND WIRE TO KCWA - BANK OF AMERICA. PURPOSE OF PAYMENT - PARTIAL FUNDING OF APPROVED BUDGET PER REQ DATED 9/8/14 TRNDSP1409084170500	0.00	900,000.00 -	0.00	
09/08/14	Cash Credit RECIEVED FROM 112600 REVENUE ACCOUNT PAYMENT OF OP + MAINT REQ DATED 9/8/14 KCWA GENERAL FUND	0.00	900,000.00	0.00	0.00
09/08/14	DAILY ENDING BALANCE	0.00	0.00	0.34	0.00
09/16/14	Purchase FIDELITY INSTL M MKT GOVT #57 CLASS 1 69,276.59 SHARES	0.00	69,276.59 -	69,276.59	0.00
09/16/14	Cash Credit RECIEVED FROM 112600 REVENUE ACCOUNT PAYMENT OF OP + MAINT REQ DATED 9/16/14 KCWA GENERAL FUND. TRNIIJ1409161150000	0.00	69,276.59	0.00	0.00
09/16/14	DAILY ENDING BALANCE	0.00	0.00	69,276.93	0.00
09/17/14	Sale FIDELITY INSTL M MKT GOVT #57 CLASS 1 69,276.59 SHARES	0.00	69,276.59	69,276.59 -	0.00
09/17/14	Check WATER QUALITY PROTECTION FUND C/O WATER RESOURCES BOARD FOR \$0.01054/100 GAL WATER QUALITY PROTECTION SURCHARGE RE: WATER PROTECTION JUL AUG 2014	0.00	7,305.20 -	0.00	0.00
09/17/14	Check GENERAL TREASURER, STATE OF RHODE ISLAND C/O WATER RESOURCES BOARD FOR \$0.010664/100 GAL WATER QUALITY PROTECTION SURCHARGE RE: WATER PROTECTION JUL AUG 2014	0.00	61,971.39 -	0.00	