



BNY MELLON

The Bank of New York Mellon Trust Company, N.A.

KENT COUNTY WATER AUTHORITY
ATTN: FINANCE DIRECTOR
1072 MAIN STREET
WEST WARWICK, RI 02893-3724

Account Statement

Statement Period 02/01/2016 Through 02/29/2016

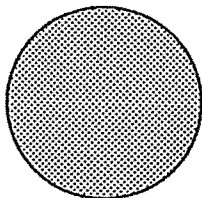
Account 112612
KCWA DEBT SERVICE SAVINGS (2004)

CLIENT SERVICE MANAGER: SUSAN CALISE
135 SANTILLI HIGHWAY AIM: 026-0018
EVERETT, MA 02149
617-382-5217
SUSAN.CALISE@BNYMELLON.COM

Go Paperless. Securely access your account online to view your statements. Ask your BNY Mellon contact how we can help you access your accounts, enter your own transactions or submit an audit confirmation online. Also be sure to ask how Connect(SM), our new web-based, single sign-on platform can help you go paperless.

Visit us at www.bnymellon.com

Account Overview



Percent of all Investments	Asset Classification	Market Value
100%	CASH AND SHORT TERM	1,994,065.34
100%	TOTAL OF ALL INVESTMENTS	1,994,065.34

Summary of Assets Held

Asset Classification	Market Value	Cost	Accrued Income	Est Annual Income	Market Yield
CASH AND SHORT TERM	1,994,065.34	1,994,065.34	0.00	0.00	0.00%
ACCOUNT TOTALS	1,994,065.34	1,994,065.34	0.00	0.00	0.00%

Summary of Cash Transactions

Transaction Category	Current Period			Year-to-Date	
	Income	Principal	Realized Gains/Losses	Income	Principal
OPENING BALANCE	0.00	0.00			
DIVIDENDS	247.66	0.00	0.00	0.00	0.00
OTHER CASH ADDITIONS	0.00	93,247.66	0.00	339.17	0.00
OTHER CASH DISBURSEMENTS	247.66 -	0.00	0.00	0.00	186,339.17
PURCHASES	0.00	93,247.66 -	0.00	339.17 -	0.00
CLOSING BALANCE	0.00	0.00	0.00	0.00	0.00

The above cash transactions summary is provided for information purposes only and may not reflect actual taxable income or deductible expenses as reportable under the Internal Revenue Code.

000275 XBNMF401 005930

286/26 5 286/26



BNY MELLON

The Bank of New York Mellon Trust Company, N.A.

Statement Period 02/01/2016 Through 02/29/2016

Account 112612

KCWA DEBT SERVICE SAVINGS (2004)

Statement of Assets Held

Shares / Par Value	Asset Description	Market Price Average Cost	Market Value Cost	Accrued Income Est Annual Income	Market Yield
CASH AND SHORT TERM					
1,994,065.340	FIDELITY INSTL MMKT GOVT 57 CUSIP: X9USDFIIN	1.00000 1.00000	1,994,065.34 1,994,065.34	0.00 0.00	0.00% 0.00%
Total CASH AND SHORT TERM			1,994,065.34	0.00	0.00%
ACCOUNT TOTALS			1,994,065.34	0.00	0.00%
Total Market Value Plus Total Accrued Income 1,994,065.34					

Statement of Transactions

Transaction Date	Transaction Description	Income	Principal	Cost	Realized Gains/Losses
02/01/16	OPENING BALANCE	0.00	0.00	1,900,817.68	
02/02/16	Dividend FIDELITY INSTL MMKT GOVT 57 TRADE DATE 02/02/16 SET/DATE 02/02/16 CUSIP X9USDFIIN 247.66 SHARES	247.66	0.00	0.00	0.00
02/02/16	Cash Credit CW00005530: SWP FRM 1126128401	0.00	247.66	0.00	0.00
02/02/16	Cash Debit CW00005530: SWP TO 1126128400	247.66 -	0.00	0.00	0.00
02/02/16	DAILY ENDING BALANCE	0.00	247.66	1,900,817.68	0.00
02/03/16	Purchase FIDELITY INSTL MMKT GOVT 57 TRADE DATE 02/03/16 SET/DATE 02/03/16 CUSIP X9USDFIIN 247.66 SHARES	0.00	247.66 -	247.66	0.00
02/03/16	DAILY ENDING BALANCE	0.00	0.00	1,901,065.34	0.00
02/29/16	Purchase FIDELITY INSTL MMKT GOVT 57 TRADE DATE 02/29/16 SET/DATE 02/29/16 CUSIP X9USDFIIN 93,000.00 SHARES	0.00	93,000.00 -	93,000.00	0.00
02/29/16	Cash Credit CREDIT FROM REVENUE FUND TO DS SAVINGS FUND FOR MONTHLY FLOW OF FUNDS	0.00	93,000.00	0.00	0.00
02/29/16	DAILY ENDING BALANCE	0.00	0.00	1,994,065.34	0.00
02/29/16	CLOSING BALANCE	0.00	0.00	1,994,065.34	0.00

Cumulative realized capital gain and loss position from 12/31/2015 for securities held in principal of account:

Short Term: 0.00 * Long Term: 0.00 *

* The above gain and loss position does not include transactions where tax cost information is incomplete or unavailable.

Cash and securities set forth on this Account Statement are held by The Bank of New York Mellon, an affiliate of The Bank of New York Mellon Trust Company, N.A. In addition, The Bank of New York Mellon Trust Company, N.A. may utilize subsidiaries and affiliates to provide services and certain products to the Account. Subsidiaries and affiliates may be compensated for their services and products.

The value of securities set forth on this Account Statement are obtained by The Bank of New York Mellon Trust Company, N.A., from its affiliate, The Bank of New York Mellon which determines such values for Corporate Trust on the basis of market prices and information obtained by The Bank of New York Mellon from unaffiliated third parties (including independent pricing vendors) ("third party pricing services"). The Bank of New York Mellon has not verified such market values or information and makes no assurances as to the accuracy or correctness of such market values or information or that the market values set forth on this Account Statement reflect the value of the securities that can be realized upon the sale of such securities. In addition, the market values for the securities set forth in this Account Statement may differ from the market prices and information for the same securities used by other business units of The Bank of New York Mellon Trust Company, N.A., The Bank of New York Mellon or their respective subsidiaries or affiliates based upon market prices and information received from other third party pricing services utilized by such other business units. Corporate Trust does not compare its market values with those used by, or reconcile different market values used by, other business units of The Bank of New York Mellon Trust Company, N.A., The Bank of New York Mellon or their respective subsidiaries or affiliates. Neither The Bank of New York Mellon Trust Company, N.A. nor The Bank of New York Mellon shall be liable for any loss, damage or expense incurred as a result of or arising from or related to the market values or information provided by third party pricing services or the differences in market prices or information provided by other third party pricing services.



BNY MELLON

The Bank of New York Mellon Trust Company, N.A.

KENT COUNTY WATER AUTHORITY
ATTN: FINANCE DIRECTOR
1072 MAIN STREET
WEST WARWICK, RI 02893-3724

Account Statement

Statement Period 02/01/2016 Through 02/29/2016

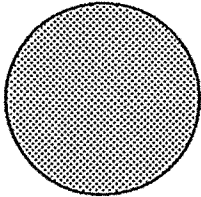
Account 112613
KCWA SER 2004A DEBT SERV RESRV

CLIENT SERVICE MANAGER: SUSAN CALISE
135 SANTILLI HIGHWAY AIM: 026-0018
EVERETT, MA 02149
617-382-5217
SUSAN.CALISE@BNYMELLON.COM

Go Paperless. Securely access your account online to view your statements. Ask your BNY Mellon contact how we can help you access your accounts, enter your own transactions or submit an audit confirmation online. Also be sure to ask how Connect(SM), our new web-based, single sign-on platform can help you go paperless.

Visit us at www.bnymellon.com

Account Overview



Percent of all Investments	Asset Classification	Market Value
100%	CASH AND SHORT TERM	1.12
100%	TOTAL OF ALL INVESTMENTS	1.12

Summary of Assets Held

Asset Classification	Market Value	Cost	Accrued Income	Est Annual Income	Market Yield
CASH AND SHORT TERM	1.12	1.12	0.00	0.00	0.00%
ACCOUNT TOTALS	1.12	1.12	0.00	0.00	0.00%

Summary of Cash Transactions

Transaction Category	Current Period			Year-to-Date	
	Income	Principal	Realized Gains/Losses	Income	Principal
OPENING BALANCE	0.00	0.00		0.00	0.00
CLOSING BALANCE	0.00	0.00	0.00	0.00	0.00

The above cash transactions summary is provided for information purposes only and may not reflect actual taxable income or deductible expenses as reportable under the Internal Revenue Code.

000275 XBNEF401 005931

5
B
M
1
5
29
2016



BNY MELLON

The Bank of New York Mellon Trust Company, N.A.

Statement Period 02/01/2016 Through 02/29/2016

Account 112613

KCWA SER 2004A DEBT SERV RESRV

Statement of Assets Held

Shares / Par Value	Asset Description	Market Price Average Cost	Market Value Cost	Accrued Income Est Annual Income	Market Yield
CASH AND SHORT TERM					
1.120	FIDELITY INSTL MMKT GOVT 57 CUSIP: X9USDFIIN	1.00000 1.00000	1.12 1.12	0.00 0.00	0.00% 0.00%
Total CASH AND SHORT TERM			1.12	0.00	0.00%
ACCOUNT TOTALS			1.12	0.00	0.00%
Total Market Value Plus Total Accrued Income 1.12			1.12	0.00	

Statement of Transactions

Transaction Date	Transaction Description	Income	Principal	Cost	Realized Gains/Losses
No Transactions This Period					

Cash and securities set forth on this Account Statement are held by The Bank of New York Mellon, an affiliate of The Bank of New York Mellon Trust Company, N.A. In addition, The Bank of New York Mellon Trust Company, N.A. may utilize subsidiaries and affiliates to provide services and certain products to the Account. Subsidiaries and affiliates may be compensated for their services and products.

The value of securities set forth on this Account Statement are obtained by The Bank of New York Mellon Trust Company, N.A., from its affiliate, The Bank of New York Mellon which determines such values for Corporate Trust on the basis of market prices and information obtained by The Bank of New York Mellon from unaffiliated third parties (including independent pricing vendors) ("third party pricing services"). The Bank of New York Mellon has not verified such market values or information and makes no assurances as to the accuracy or correctness of such market values or information or that the market values set forth on this Account Statement reflect the value of the securities that can be realized upon the sale of such securities. In addition, the market values for the securities set forth in this Account Statement may differ from the market prices and information for the same securities used by other business units of The Bank of New York Mellon Trust Company, N.A., The Bank of New York Mellon or their respective subsidiaries or affiliates based upon market prices and information received from other third party pricing services utilized by such other business units. Corporate Trust does not compare its market values with those used by, or reconcile different market values used by, other business units of The Bank of New York Mellon Trust Company, N.A., The Bank of New York Mellon or their respective subsidiaries or affiliates. Neither The Bank of New York Mellon Trust Company, N.A. nor The Bank of New York Mellon shall be liable for any loss, damage or expense incurred as a result of or arising from or related to the market values or information provided by third party pricing services or the differences in market prices or information provided by other third party pricing services.



BNY MELLON

The Bank of New York Mellon Trust Company, N.A.

KENT COUNTY WATER AUTHORITY
ATTN: FINANCE DIRECTOR
1072 MAIN STREET
WEST WARWICK, RI 02893-3724

Account Statement

Statement Period 02/01/2016 Through 02/29/2016

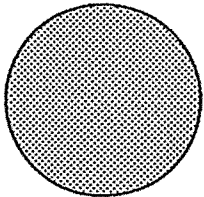
Account 667674
 KCWA RENEWAL/REPLACEMENT A/C (PUC - 1)
 MISC GSP / IMMS KCWA
 RENEWAL/REPLACEMENT A/C (PUC-1)

CLIENT SERVICE MANAGER: SUSAN CALISE
 135 SANTILLI HIGHWAY AIM: 026-0018
 EVERETT, MA 02149
 617-382-5217
 SUSAN.CALISE@BNYMELLON.COM

Go Paperless. Securely access your account online to view your statements. Ask your BNY Mellon contact how we can help you access your accounts, enter your own transactions or submit an audit confirmation online. Also be sure to ask how Connect(SM), our new web-based, single sign-on platform can help you go paperless.

Visit us at www.bnymellon.com

Account Overview



Percent of all Investments	Asset Classification	Market Value
100%	CASH AND SHORT TERM	1,200,549.00
100%	TOTAL OF ALL INVESTMENTS	1,200,549.00

Summary of Assets Held

Asset Classification	Market Value	Cost	Accrued Income	Est Annual Income	Market Yield
CASH AND SHORT TERM	1,200,549.00	1,200,549.00	0.00	0.00	0.00%
ACCOUNT TOTALS	1,200,549.00	1,200,549.00	0.00	0.00	0.00%

Summary of Cash Transactions

Transaction Category	Current Period			Year-to-Date	
	Income	Principal	Realized Gains/Losses	Income	Principal
OPENING BALANCE	0.00	1,200,549.00		0.00	
OTHER CASH ADDITIONS	0.00	0.00	0.00	0.00	1,200,549.00
CLOSING BALANCE	0.00	1,200,549.00	0.00	0.00	1,200,549.00

The above cash transactions summary is provided for information purposes only and may not reflect actual taxable income or deductible expenses as reportable under the Internal Revenue Code.

000275 XBNEF-401 005932

000275 XBNEF-401 005932



BNY MELLON

The Bank of New York Mellon Trust Company, N.A.

Statement Period 02/01/2016 Through 02/29/2016
Account 667674
KCWA RENEWAL/REPLACEMENT A/C (PUC-1)

Statement of Assets Held

Shares / Par Value	Asset Description	Market Price Average Cost	Market Value Cost	Accrued Income Est Annual Income	Market Yield
CASH AND SHORT TERM					
	CASH BALANCE	0.00000	1,200,549.00	0.00	0.00%
		0.00000	1,200,549.00	0.00	0.00%
Total CASH AND SHORT TERM			1,200,549.00	0.00	0.00%
ACCOUNT TOTALS			1,200,549.00	0.00	0.00%
Total Market Value Plus Total Accrued Income 1,200,549.00			1,200,549.00	0.00	

Statement of Transactions

Transaction Date	Transaction Description	Income	Principal	Cost	Realized Gains/Losses
No Transactions This Period					

Cash and securities set forth on this Account Statement are held by The Bank of New York Mellon, an affiliate of The Bank of New York Mellon Trust Company, N.A. In addition, The Bank of New York Mellon Trust Company, N.A. may utilize subsidiaries and affiliates to provide services and certain products to the Account. Subsidiaries and affiliates may be compensated for their services and products.

The value of securities set forth on this Account Statement are obtained by The Bank of New York Mellon Trust Company, N.A., from its affiliate, The Bank of New York Mellon which determines such values for Corporate Trust on the basis of market prices and information obtained by The Bank of New York Mellon from unaffiliated third parties (including independent pricing vendors) ("third party pricing services"). The Bank of New York Mellon has not verified such market values or information and makes no assurances as to the accuracy or correctness of such market values or information or that the market values set forth on this Account Statement reflect the value of the securities that can be realized upon the sale of such securities. In addition, the market values for the securities set forth in this Account Statement may differ from the market prices and information for the same securities used by other business units of The Bank of New York Mellon Trust Company, N.A., The Bank of New York Mellon or their respective subsidiaries or affiliates based upon market prices and information received from other third party pricing services utilized by such other business units. Corporate Trust does not compare its market values with those used by, or reconcile different market values used by, other business units of The Bank of New York Mellon Trust Company, N.A., The Bank of New York Mellon or their respective subsidiaries or affiliates. Neither The Bank of New York Mellon Trust Company, N.A. nor The Bank of New York Mellon shall be liable for any loss, damage or expense incurred as a result of or arising from or related to the market values or information provided by third party pricing services or the differences in market prices or information provided by other third party pricing services.



BNY MELLON

The Bank of New York Mellon Trust Company, N.A.

KENT COUNTY WATER AUTHORITY
ATTN: FINANCE DIRECTOR
1072 MAIN STREET
WEST WARWICK, RI 02893-3724

Account Statement

Statement Period 02/01/2016 Through 02/29/2016

Account 667675
 KCWA RENEWAL/REPLACEMENT A/C (PUC - 1)
 MISC GSP / IMMS KCWA
 RENEWAL/REPLACEMENT A/C (PUC - 2)

CLIENT SERVICE MANAGER: SUSAN CALISE
 135 SANTILLI HIGHWAY AIM: 026-0018
 EVERETT, MA 02149
 617-382-5217
 SUSAN.CALISE@BNYMELLON.COM

Go Paperless. Securely access your account online to view your statements. Ask your BNY Mellon contact how we can help you access your accounts, enter your own transactions or submit an audit confirmation online. Also be sure to ask how Connect(SM), our new web-based, single sign-on platform can help you go paperless.

Visit us at www.bnymellon.com

Summary of Assets Held

Asset Classification	Market Value	Cost	Accrued Income	Est Annual Income	Market Yield
No Assets Held					

Summary of Cash Transactions

Transaction Category	Current Period			Year-to-Date	
	Income	Principal	Realized Gains/Losses	Income	Principal
OPENING BALANCE	0.00	0.00		0.00	0.00
CLOSING BALANCE	0.00	0.00	0.00	0.00	0.00

The above cash transactions summary is provided for information purposes only and may not reflect actual taxable income or deductible expenses as reportable under the Internal Revenue Code.

000275 XBNEF401 005933

1/21/16 1:21:36 PM



BNY MELLON

The Bank of New York Mellon Trust Company, N.A.

Statement Period 02/01/2016 Through 02/29/2016

Account 667675

KCWA RENEWAL/REPLACEMENT A/C (PUC-2)

Cash and securities set forth on this Account Statement are held by The Bank of New York Mellon, an affiliate of The Bank of New York Mellon Trust Company, N.A. In addition, The Bank of New York Mellon Trust Company, N.A. may utilize subsidiaries and affiliates to provide services and certain products to the Account. Subsidiaries and affiliates may be compensated for their services and products.

The value of securities set forth on this Account Statement are obtained by The Bank of New York Mellon Trust Company, N.A., from its affiliate, The Bank of New York Mellon which determines such values for Corporate Trust on the basis of market prices and information obtained by The Bank of New York Mellon from unaffiliated third parties (including independent pricing vendors) ("third party pricing services"). The Bank of New York Mellon has not verified such market values or information and makes no assurances as to the accuracy or correctness of such market values or information or that the market values set forth on this Account Statement reflect the value of the securities that can be realized upon the sale of such securities. In addition, the market values for the securities set forth in this Account Statement may differ from the market prices and information for the same securities used by other business units of The Bank of New York Mellon Trust Company, N.A., The Bank of New York Mellon or their respective subsidiaries or affiliates based upon market prices and information received from other third party pricing services utilized by such other business units. Corporate Trust does not compare its market values with those used by, or reconcile different market values used by, other business units of The Bank of New York Mellon Trust Company, N.A., The Bank of New York Mellon or their respective subsidiaries or affiliates. Neither The Bank of New York Mellon Trust Company, N.A. nor The Bank of New York Mellon shall be liable for any loss, damage or expense incurred as a result of or arising from or related to the market values or information provided by third party pricing services or the differences in market prices or information provided by other third party pricing services.



BNY MELLON

The Bank of New York Mellon Trust Company, N.A.

KENT COUNTY WATER AUTHORITY
ATTN: FINANCE DIRECTOR
1072 MAIN STREET
WEST WARWICK, RI 02893

Account Statement

Statement Period 02/01/2016 Through 02/29/2016

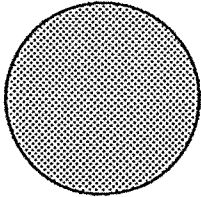
Account 853023
KENT COUNTY WATER AUTHORITY GENERAL
REFUNDING REVENUE BONDS 2012 SERIES A
(853023)

CLIENT SERVICE MANAGER: SUSAN CALISE
135 SANTILLI HIGHWAY AIM: 026-0018
EVERETT, MA 02149
617-382-5217
SUSAN.CALISE@BNYMELLON.COM

Go Paperless. Securely access your account online to view your statements. Ask your BNY Mellon contact how we can help you access your accounts, enter your own transactions or submit an audit confirmation online. Also be sure to ask how Connect(SM), our new web-based, single sign-on platform can help you go paperless.

Visit us at www.bnymellon.com

Account Overview



Percent of all Investments	Asset Classification	Market Value
100% ☉	CASH AND SHORT TERM	1,799,615.75
100%	TOTAL OF ALL INVESTMENTS	1,799,615.75

Summary of Assets Held

Asset Classification	Market Value	Cost	Accrued Income	Est Annual Income	Market Yield
CASH AND SHORT TERM	1,799,615.75	1,799,615.75	0.00	0.00	0.00%
ACCOUNT TOTALS	1,799,615.75	1,799,615.75	0.00	0.00	0.00%

Summary of Cash Transactions

Transaction Category	Current Period			Year-to-Date	
	Income	Principal	Realized Gains/Losses	Income	Principal
OPENING BALANCE	0.00	0.00		0.00	0.00
DIVIDENDS	245.09	0.00	0.00	340.16	0.00
PURCHASES	245.09 -	0.00	0.00	340.16 -	0.00
CLOSING BALANCE	0.00	0.00	0.00	0.00	0.00

The above cash transactions summary is provided for information purposes only and may not reflect actual taxable income or deductible expenses as reportable under the Internal Revenue Code.

003604 XBNEED401 012102

c
9
www
m
1
R
S
92387



BNY MELLON

The Bank of New York Mellon Trust Company, N.A.

Statement Period 02/01/2016 Through 02/29/2016

Account 853023

KCWA SER 2012 DSR FUND

Statement of Assets Held

Shares / Par Value	Asset Description	Market Price Average Cost	Market Value Cost	Accrued Income Est Annual Income	Market Yield
CASH AND SHORT TERM					
519,560	FIDELITY INSTL MMKT GOVT 57	1.00000	519.56	0.00	0.00%
	CUSIP: X9USDFIIN	1.00000	519.56	0.00	
1,799,096.190	FIDELITY INSTL MMKT GOVT 57	1.00000	1,799,096.19	0.00	0.00%
	CUSIP: X9USDFIIN	1.00000	1,799,096.19	0.00	
Total CASH AND SHORT TERM			1,799,615.75	0.00	0.00%
ACCOUNT TOTALS			1,799,615.75	0.00	0.00%
Total Market Value Plus Total Accrued Income			1,799,615.75	0.00	

Statement of Transactions

Transaction Date	Transaction Description	Income	Principal	Cost	Realized Gains/Losses
02/01/16	OPENING BALANCE	0.00	0.00	1,799,370.66	
02/02/16	Purchase FIDELITY INSTL MMKT GOVT 57 TRADE DATE 02/02/16 SET/DATE 02/02/16 CUSIP X9USDFIINI 245.09 SHARES	245.09	0.00	245.09	0.00
02/02/16	Dividend FIDELITY INSTL MMKT GOVT 57 TRADE DATE 02/02/16 SET/DATE 02/02/16 CUSIP X9USDFIIN 245.09 SHARES	245.09	0.00	0.00	0.00
02/02/16	DAILY ENDING BALANCE	0.00	0.00	1,799,615.75	0.00
02/29/16	CLOSING BALANCE	0.00	0.00	1,799,615.75	0.00

Cumulative realized capital gain and loss position from 12/31/2015 for securities held in principal of account:

Short Term: 0.00 * Long Term: 0.00 *

* The above gain and loss position does not include transactions where tax cost information is incomplete or unavailable.

Cash and securities set forth on this Account Statement are held by The Bank of New York Mellon, an affiliate of The Bank of New York Mellon Trust Company, N.A. In addition, The Bank of New York Mellon Trust Company, N.A. may utilize subsidiaries and affiliates to provide services and certain products to the Account. Subsidiaries and affiliates may be compensated for their services and products.

The value of securities set forth on this Account Statement are obtained by The Bank of New York Mellon Trust Company, N.A., from its affiliate, The Bank of New York Mellon which determines such values for Corporate Trust on the basis of market prices and information obtained by The Bank of New York Mellon from unaffiliated third parties (including independent pricing vendors) ("third party pricing services"). The Bank of New York Mellon has not verified such market values or information and makes no assurances as to the accuracy or correctness of such market values or information or that the market values set forth on this Account Statement reflect the value of the securities that can be realized upon the sale of such securities. In addition, the market values for the securities set forth in this Account Statement may differ from the market prices and information for the same securities used by other business units of The Bank of New York Mellon Trust Company, N.A., The Bank of New York Mellon or their respective subsidiaries or affiliates based upon market prices and information received from other third party pricing services utilized by such other business units. Corporate Trust does not compare its market values with those used by, or reconcile different market values used by, other business units of The Bank of New York Mellon Trust Company, N.A., The Bank of New York Mellon or their respective subsidiaries or affiliates. Neither The Bank of New York Mellon Trust Company, N.A. nor The Bank of New York Mellon shall be liable for any loss, damage or expense incurred as a result of or arising from or related to the market values or information provided by third party pricing services or the differences in market prices or information provided by other third party pricing services.



BNY MELLON

The Bank of New York Mellon Trust Company, N.A.

**KENT COUNTY WATER AUTHORITY
ATTN: FINANCE DIRECTOR
1072 MAIN STREET
WEST WARWICK, RI 02893**

Account Statement

Statement Period 03/01/2016 Through 03/31/2016

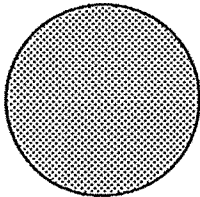
Account 853024
KENT COUNTY WATER AUTHORITY GENERAL
REFUNDING REVENUE BONDS 2012 SERIES A
(853024)

CLIENT SERVICE MANAGER: SUSAN CALISE
135 SANTILLI HIGHWAY AIM: 026-0018
EVERETT, MA 02149
617-382-5217
SUSAN.CALISE@BNYMELLON.COM

Go Paperless. Securely access your account online to view your statements. Ask your BNY Mellon contact how we can help you access your accounts, enter your own transactions or submit an audit confirmation online. Also be sure to ask how Connect(SM), our new web-based, single sign-on platform can help you go paperless.

Visit us at www.bnymellon.com

Account Overview



Percent of all Investments	Asset Classification	Market Value
100%	CASH AND SHORT TERM	1,314,393.43
100%	TOTAL OF ALL INVESTMENTS	1,314,393.43

Summary of Assets Held

Asset Classification	Market Value	Cost	Accrued Income	Est Annual Income	Market Yield
CASH AND SHORT TERM	1,314,393.43	1,314,393.43	0.00	0.00	0.00%
ACCOUNT TOTALS	1,314,393.43	1,314,393.43	0.00	0.00	0.00%

Summary of Cash Transactions

Transaction Category	Current Period			Year-to-Date	
	Income	Principal	Realized Gains/Losses	Income	Principal
OPENING BALANCE	0.00	0.00		0.00	0.00
DIVIDENDS	156.42	0.00	0.00	331.11	0.00
SALES AND REDEMPTIONS	0.00	0.00	0.00	0.00	317,550.00
OTHER CASH ADDITIONS	0.00	181,258.33	0.00	0.00	544,141.66
OTHER CASH DISBURSEMENTS	0.00	0.00	0.00	0.00	320,116.69 -
PURCHASES	156.42 -	181,258.33 -	0.00	331.11 -	541,574.97 -
CLOSING BALANCE	0.00	0.00	0.00	0.00	0.00

The above cash transactions summary is provided for information purposes only and may not reflect actual taxable income or deductible expenses as reportable under the Internal Revenue Code.

Account Statement
03/31/2016

003668 XBNE001 012353



BNY MELLON

The Bank of New York Mellon Trust Company, N.A.

Statement Period 03/01/2016 Through 03/31/2016
Account 853024
KCWA SER 2012 DEBT SERVICE FD

Statement of Assets Held

Shares / Par Value	Asset Description	Market Price Average Cost	Market Value Cost	Accrued Income Est Annual Income	Market Yield
CASH AND SHORT TERM					
423.020	FIDELITY INSTL MMKT GOVT 57	1.00000	423.02	0.00	0.00%
	CUSIP: X9USDFIIN	1.00000	423.02	0.00	
1,313,970.410	FIDELITY INSTL MMKT GOVT 57	1.00000	1,313,970.41	0.00	0.00%
	CUSIP: X9USDFIIN	1.00000	1,313,970.41	0.00	
Total CASH AND SHORT TERM			1,314,393.43	0.00	0.00%
ACCOUNT TOTALS			1,314,393.43	0.00	0.00%
Total Market Value Plus Total Accrued Income 1,314,393.43			1,314,393.43	0.00	

Statement of Transactions

Transaction Date	Transaction Description	Income	Principal	Cost	Realized Gains/Losses
03/01/16	OPENING BALANCE	0.00	0.00	1,132,978.68	
03/02/16	Purchase FIDELITY INSTL MMKT GOVT 57 TRADE DATE 03/02/16 SET/DATE 03/02/16 CUSIP X9USDFIIN 156.42 SHARES	156.42	0.00	156.42	0.00
03/02/16	Dividend FIDELITY INSTL MMKT GOVT 57 TRADE DATE 03/02/16 SET/DATE 03/02/16 CUSIP X9USDFIIN 156.42 SHARES	156.42	0.00	0.00	0.00
03/02/16	DAILY ENDING BALANCE	0.00	0.00	1,133,135.10	0.00
03/30/16	Purchase FIDELITY INSTL MMKT GOVT 57 TRADE DATE 03/30/16 SET/DATE 03/30/16 CUSIP X9USDFIIN 181,258.33 SHARES	0.00	181,258.33	181,258.33	0.00
03/30/16	Cash Credit CREDIT FROM REVENUE FUND TO DS FUND FUND FOR MONTHLY FLOW OF FUNDS	0.00	181,258.33	0.00	0.00
03/30/16	DAILY ENDING BALANCE	0.00	0.00	1,314,393.43	0.00
03/31/16	CLOSING BALANCE	0.00	0.00	1,314,393.43	0.00

Cumulative realized capital gain and loss position from 12/31/2015 for securities held in principal of account:

Short Term: 0.00 * Long Term: 0.00 *

* The above gain and loss position does not include transactions where tax cost information is incomplete or unavailable.

Cash and securities set forth on this Account Statement are held by The Bank of New York Mellon, an affiliate of The Bank of New York Mellon Trust Company, N.A. In addition, The Bank of New York Mellon Trust Company, N.A. may utilize subsidiaries and affiliates to provide services and certain products to the Account. Subsidiaries and affiliates may be compensated for their services and products.

The value of securities set forth on this Account Statement are obtained by The Bank of New York Mellon Trust Company, N.A., from its affiliate, The Bank of New York Mellon which determines such values for Corporate Trust on the basis of market prices and information obtained by The Bank of New York Mellon from unaffiliated third parties (including independent pricing vendors) ("third party pricing services"). The Bank of New York Mellon has not verified such market values or information and makes no assurances as to the accuracy or correctness of such market values or information or that the market values set forth on this Account Statement reflect the value of the securities that can be realized upon the sale of such securities. In addition, the market values for the securities set forth in this Account Statement may differ from the market prices and information for the same securities used by other business units of The Bank of New York Mellon Trust Company, N.A., The Bank of New York Mellon or their respective subsidiaries or affiliates based upon market prices and information received from other third party pricing services utilized by such other business units. Corporate Trust does not compare its market values with those used by, or reconcile different market values used by, other business units of The Bank of New York Mellon Trust Company, N.A., The Bank of New York Mellon or their respective subsidiaries or affiliates. Neither The Bank of New York Mellon Trust Company, N.A. nor The Bank of New York Mellon shall be liable for any loss, damage or expense incurred as a result of or arising from or related to the market values or information provided by third party pricing services or the differences in market prices or information provided by other third party pricing services.



BNY MELLON

The Bank of New York Mellon Trust Company, N.A.

KENT COUNTY WATER AUTHORITY
ATTN: FINANCE DIRECTOR
1072 MAIN STREET
WEST WARWICK, RI 02893

Account Statement

Statement Period 02/01/2016 Through 02/29/2016

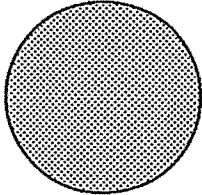
Account 853024
KENT COUNTY WATER AUTHORITY GENERAL
REFUNDING REVENUE BONDS 2012 SERIES A
(853024)

CLIENT SERVICE MANAGER: SUSAN CALISE
135 SANTILLI HIGHWAY AIM: 026-0018
EVERETT, MA 02149
617-382-5217
SUSAN.CALISE@BNYMELLON.COM

Go Paperless. Securely access your account online to view your statements. Ask your BNY Mellon contact how we can help you access your accounts, enter your own transactions or submit an audit confirmation online. Also be sure to ask how Connect(SM), our new web-based, single sign-on platform can help you go paperless.

Visit us at www.bnymellon.com

Account Overview



Percent of all Investments	Asset Classification	Market Value
100%	CASH AND SHORT TERM	1,132,978.68
100%	TOTAL OF ALL INVESTMENTS	1,132,978.68

Summary of Assets Held

Asset Classification	Market Value	Cost	Accrued Income	Est Annual Income	Market Yield
CASH AND SHORT TERM	1,132,978.68	1,132,978.68	0.00	0.00	0.00%
ACCOUNT TOTALS	1,132,978.68	1,132,978.68	0.00	0.00	0.00%

Summary of Cash Transactions

Transaction Category	Current Period			Year-to-Date	
	Income	Principal	Realized Gains/Losses	Income	Principal
OPENING BALANCE	0.00	0.00		0.00	0.00
DIVIDENDS	124.94	0.00	0.00	174.69	0.00
SALES AND REDEMPTIONS	0.00	0.00	0.00	0.00	317,550.00
OTHER CASH ADDITIONS	0.00	181,258.33	0.00	0.00	362,883.33
OTHER CASH DISBURSEMENTS	0.00	2,566.69 -	0.00	0.00	320,116.69 -
PURCHASES	124.94 -	178,691.64 -	0.00	174.69 -	360,316.64 -
CLOSING BALANCE	0.00	0.00	0.00	0.00	0.00

The above cash transactions summary is provided for information purposes only and may not reflect actual taxable income or deductible expenses as reportable under the Internal Revenue Code.

003604 XBENED401 012103

G
0.0000
M
1 PD3
S 92.388



BNY MELLON

The Bank of New York Mellon Trust Company, N.A.

Statement Period 02/01/2016 Through 02/29/2016
Account 853024
KCWA SER 2012 DEBT SERVICE FD

Statement of Assets Held

Shares / Par Value	Asset Description	Market Price Average Cost	Market Value Cost	Accrued Income Est Annual Income	Market Yield
CASH AND SHORT TERM					
266.600	FIDELITY INSTL MMKT GOVT 57	1.00000	266.60	0.00	0.00%
	CUSIP: X9USDFIIN	1.00000	266.60	0.00	
1,132,712.080	FIDELITY INSTL MMKT GOVT 57	1.00000	1,132,712.08	0.00	0.00%
	CUSIP: X9USDFIIN	1.00000	1,132,712.08	0.00	
Total CASH AND SHORT TERM			1,132,978.68	0.00	0.00%

ACCOUNT TOTALS			1,132,978.68	0.00	0.00%
			1,132,978.68	0.00	

Total Market Value Plus Total Accrued Income 1,132,978.68

Statement of Transactions

Transaction Date	Transaction Description	Income	Principal	Cost	Realized Gains/Losses
02/01/16	OPENING BALANCE	0.00	0.00	954,162.10	
02/02/16	Purchase FIDELITY INSTL MMKT GOVT 57 TRADE DATE 02/02/16 SET/DATE 02/02/16 CUSIP X9USDFIIN 124.94 SHARES	124.94 -	0.00	124.94	0.00
02/02/16	Dividend FIDELITY INSTL MMKT GOVT 57 TRADE DATE 02/02/16 SET/DATE 02/02/16 CUSIP X9USDFIIN 124.94 SHARES	124.94	0.00	0.00	0.00
02/02/16	DAILY ENDING BALANCE	0.00	0.00	954,287.04	0.00
02/29/16	Purchase FIDELITY INSTL MMKT GOVT 57 TRADE DATE 02/29/16 SET/DATE 02/29/16 CUSIP X9USDFIIN 178,691.64 SHARES	0.00	178,691.64 -	178,691.64	0.00
02/29/16	Cash Credit CREDIT FROM REVENUE FUND TO DS FUND FUND FOR MONTHLY FLOW OF FUNDS	0.00	181,258.33	0.00	0.00
02/29/16	Cash Debit TRANSFER OF FUNDS BACK TO GENERAL ACCT FROM 2012 DS FUND DUE TO AN EXCESS OF 366.67 BEING SENT TO 2012 DS FOR THE PAST 7 MONTHS	0.00	2,566.69 -	0.00	0.00
02/29/16	DAILY ENDING BALANCE	0.00	0.00	1,132,978.68	0.00
02/29/16	CLOSING BALANCE	0.00	0.00	1,132,978.68	0.00

Cumulative realized capital gain and loss position from 12/31/2015 for securities held in principal of account:

Short Term: 0.00 * Long Term: 0.00 *

* The above gain and loss position does not include transactions where tax cost information is incomplete or unavailable.



BNY MELLON

The Bank of New York Mellon Trust Company, N.A.

Statement Period 02/01/2016 Through 02/29/2016
Account 853024
KCWA SER 2012 DEBT SERVICE FD

003604 XENED401 012104

Cash and securities set forth on this Account Statement are held by The Bank of New York Mellon, an affiliate of The Bank of New York Mellon Trust Company, N.A. In addition, The Bank of New York Mellon Trust Company, N.A. may utilize subsidiaries and affiliates to provide services and certain products to the Account. Subsidiaries and affiliates may be compensated for their services and products.

The value of securities set forth on this Account Statement are obtained by The Bank of New York Mellon Trust Company, N.A., from its affiliate, The Bank of New York Mellon which determines such values for Corporate Trust on the basis of market prices and information obtained by The Bank of New York Mellon from unaffiliated third parties (including independent pricing vendors) ("third party pricing services"). The Bank of New York Mellon has not verified such market values or information and makes no assurances as to the accuracy or correctness of such market values or information or that the market values set forth on this Account Statement reflect the value of the securities that can be realized upon the sale of such securities. In addition, the market values for the securities set forth in this Account Statement may differ from the market prices and information for the same securities used by other business units of The Bank of New York Mellon Trust Company, N.A., The Bank of New York Mellon or their respective subsidiaries or affiliates based upon market prices and information received from other third party pricing services utilized by such other business units. Corporate Trust does not compare its market values with those used by, or reconcile different market values used by, other business units of The Bank of New York Mellon Trust Company, N.A., The Bank of New York Mellon or their respective subsidiaries or affiliates. Neither The Bank of New York Mellon Trust Company, N.A. nor The Bank of New York Mellon shall be liable for any loss, damage or expense incurred as a result of or arising from or related to the market values or information provided by third party pricing services or the differences in market prices or information provided by other third party pricing services.

FORM 1099-INT
1/15/16

This Page Intentionally Blank



BNY MELLON

The Bank of New York Mellon Trust Company, N.A.

KENT COUNTY WATER AUTHORITY
ATTN: FINANCE DIRECTOR
1072 MAIN STREET
WEST WARWICK, RI 02893

Account Statement

Statement Period 03/01/2016 Through 03/31/2016

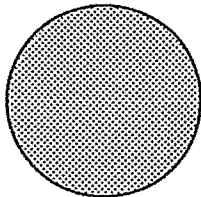
Account 853025
KENT COUNTY WATER AUTHORITY GENERAL
REFUNDING REVENUE BONDS 2012 SERIES A
(853025)

CLIENT SERVICE MANAGER: SUSAN CALISE
135 SANTILLI HIGHWAY AIM: 026-0018
EVERETT, MA 02149
617-382-5217
SUSAN.CALISE@BNYMELLON.COM

Go Paperless. Securely access your account online to view your statements. Ask your BNY Mellon contact how we can help you access your accounts, enter your own transactions or submit an audit confirmation online. Also be sure to ask how Connect(SM), our new web-based, single sign-on platform can help you go paperless.

Visit us at www.bnymellon.com

Account Overview



Percent of all Investments	Asset Classification	Market Value
100%	CASH AND SHORT TERM	1,008,734.67
100%	TOTAL OF ALL INVESTMENTS	1,008,734.67

Summary of Assets Held

Asset Classification	Market Value	Cost	Accrued Income	Est Annual Income	Market Yield
CASH AND SHORT TERM	1,008,734.67	1,008,734.67	0.00	0.00	0.00%
ACCOUNT TOTALS	1,008,734.67	1,008,734.67	0.00	0.00	0.00%

Summary of Cash Transactions

Transaction Category	Current Period			Year-to-Date	
	Income	Principal	Realized Gains/Losses	Income	Principal
OPENING BALANCE	0.00	0.00		0.00	0.00
DIVIDENDS	164.22	0.00	0.00	354.85	0.00
PURCHASES	164.22 -	0.00	0.00	354.85 -	0.00
CLOSING BALANCE	0.00	0.00	0.00	0.00	0.00

The above cash transactions summary is provided for information purposes only and may not reflect actual taxable income or deductible expenses as reportable under the Internal Revenue Code.

003668 XENED001 012354

00000 M 1213 99588



BNY MELLON

The Bank of New York Mellon Trust Company, N.A.

Statement Period 03/01/2016 Through 03/31/2016

Account 853025

KCWA SER 2012 PJCT FD COI AC

Statement of Assets Held

Shares / Par Value	Asset Description	Market Price Average Cost	Market Value Cost	Accrued Income Est Annual Income	Market Yield
CASH AND SHORT TERM					
481.890	FIDELITY INSTL MMKT GOVT 57 CUSIP: X9USDFIIN	1.00000	481.89	0.00	0.00%
1,008,252.780	FIDELITY INSTL MMKT GOVT 57 CUSIP: X9USDFIIN	1.00000	1,008,252.78	0.00	0.00%
Total CASH AND SHORT TERM			1,008,734.67	0.00	0.00%
ACCOUNT TOTALS			1,008,734.67	0.00	0.00%

Total Market Value Plus Total Accrued Income 1,008,734.67

Statement of Transactions

Transaction Date	Transaction Description	Income	Principal	Cost	Realized Gains/Losses
03/01/16	OPENING BALANCE	0.00	0.00	1,008,570.45	
03/02/16	Purchase FIDELITY INSTL MMKT GOVT 57 TRADE DATE 03/02/16 SET/DATE 03/02/16 CUSIP X9USDFIIN 164.22 SHARES	164.22 -	0.00	164.22	0.00
03/02/16	Dividend FIDELITY INSTL MMKT GOVT 57 TRADE DATE 03/02/16 SET/DATE 03/02/16 CUSIP X9USDFIIN 164.22 SHARES	164.22	0.00	0.00	0.00
03/02/16	DAILY ENDING BALANCE	0.00	0.00	1,008,734.67	0.00
03/31/16	CLOSING BALANCE	0.00	0.00	1,008,734.67	0.00

Cumulative realized capital gain and loss position from 12/31/2015 for securities held in principal of account:

Short Term: 0.00 * Long Term: 0.00 *

* The above gain and loss position does not include transactions where tax cost information is incomplete or unavailable.

Cash and securities set forth on this Account Statement are held by The Bank of New York Mellon, an affiliate of The Bank of New York Mellon Trust Company, N.A. In addition, The Bank of New York Mellon Trust Company, N.A. may utilize subsidiaries and affiliates to provide services and certain products to the Account. Subsidiaries and affiliates may be compensated for their services and products.

The value of securities set forth on this Account Statement are obtained by The Bank of New York Mellon Trust Company, N.A., from its affiliate, The Bank of New York Mellon which determines such values for Corporate Trust on the basis of market prices and information obtained by The Bank of New York Mellon from unaffiliated third parties (including independent pricing vendors) ("third party pricing services"). The Bank of New York Mellon has not verified such market values or information and makes no assurances as to the accuracy or correctness of such market values or information or that the market values set forth on this Account Statement may differ from the market prices and information for the same securities used by other business units of The Bank of New York Mellon Trust Company, N.A., The Bank of New York Mellon or their respective subsidiaries or affiliates based upon market prices and information received from other third party pricing services utilized by such other business units. Corporate Trust does not compare its market values with those used by, or reconcile different market values used by, other business units of The Bank of New York Mellon Trust Company, N.A., The Bank of New York Mellon or their respective subsidiaries or affiliates. Neither The Bank of New York Mellon Trust Company, N.A. nor The Bank of New York Mellon shall be liable for any loss, damage or expense incurred as a result of or arising from or related to the market values or information provided by third party pricing services or the differences in market prices or information provided by other third party pricing services.



BNY MELLON

The Bank of New York Mellon Trust Company, N.A.

KENT COUNTY WATER AUTHORITY
ATTN: FINANCE DIRECTOR
1072 MAIN STREET
WEST WARWICK, RI 02893

Account Statement

Statement Period 02/01/2016 Through 02/29/2016

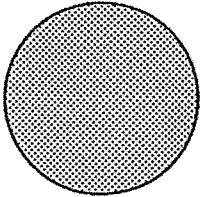
Account 853025
KENT COUNTY WATER AUTHORITY GENERAL
REFUNDING REVENUE BONDS 2012 SERIES A
(853025)

CLIENT SERVICE MANAGER: SUSAN CALISE
135 SANTILLI HIGHWAY AIM: 026-0018
EVERETT, MA 02149
617-382-5217
SUSAN.CALISE@BNYMELLON.COM

Go Paperless. Securely access your account online to view your statements. Ask your BNY Mellon contact how we can help you access your accounts, enter your own transactions or submit an audit confirmation online. Also be sure to ask how Connect(SM), our new web-based, single sign-on platform can help you go paperless.

Visit us at www.bnymellon.com

Account Overview



Percent of all Investments	Asset Classification	Market Value
100% ☉	CASH AND SHORT TERM	1,008,570.45
100%	TOTAL OF ALL INVESTMENTS	1,008,570.45

Summary of Assets Held

Asset Classification	Market Value	Cost	Accrued Income	Est Annual Income	Market Yield
CASH AND SHORT TERM	1,008,570.45	1,008,570.45	0.00	0.00	0.00%
ACCOUNT TOTALS	1,008,570.45	1,008,570.45	0.00	0.00	0.00%

Summary of Cash Transactions

Transaction Category	Current Period			Year-to-Date	
	Income	Principal	Realized Gains/Losses	Income	Principal
OPENING BALANCE	0.00	0.00		0.00	0.00
DIVIDENDS	137.34	0.00	0.00	190.63	0.00
PURCHASES	137.34 -	0.00	0.00	190.63 -	0.00
CLOSING BALANCE	0.00	0.00	0.00	0.00	0.00

The above cash transactions summary is provided for information purposes only and may not reflect actual taxable income or deductible expenses as reportable under the Internal Revenue Code.

003604 XBINED401 012105

C 9 0000 M 1 P03 5 92370



BNY MELLON

The Bank of New York Mellon Trust Company, N.A.

Statement Period 02/01/2016 Through 02/29/2016

Account 853025

KCWA SER 2012 PJCT FD COI AC

Statement of Assets Held

Shares / Par Value	Asset Description	Market Price Average Cost	Market Value Cost	Accrued Income Est Annual Income	Market Yield
CASH AND SHORT TERM					
317.670	FIDELITY INSTL MMKT GOVT 57	1.00000	317.67	0.00	0.00%
	CUSIP: X9USDFIIN	1.00000	317.67	0.00	
1,008,252.780	FIDELITY INSTL MMKT GOVT 57	1.00000	1,008,252.78	0.00	0.00%
	CUSIP: X9USDFIIN	1.00000	1,008,252.78	0.00	
Total CASH AND SHORT TERM			1,008,570.45	0.00	0.00%
ACCOUNT TOTALS			1,008,570.45	0.00	0.00%
Total Market Value Plus Total Accrued Income 1,008,570.45			1,008,570.45	0.00	

Statement of Transactions

Transaction Date	Transaction Description	Income	Principal	Cost	Realized Gains/Losses
02/01/16	OPENING BALANCE	0.00	0.00	1,008,433.11	
02/02/16	Purchase FIDELITY INSTL MMKT GOVT 57 TRADE DATE 02/02/16 SET/DATE 02/02/16 CUSIP X9USDFIIN 137.34 SHARES	137.34	0.00	137.34	0.00
02/02/16	Dividend FIDELITY INSTL MMKT GOVT 57 TRADE DATE 02/02/16 SET/DATE 02/02/16 CUSIP X9USDFIIN 137.34 SHARES	137.34	0.00	0.00	0.00
02/02/16	DAILY ENDING BALANCE	0.00	0.00	1,008,570.45	0.00
02/29/16	CLOSING BALANCE	0.00	0.00	1,008,570.45	0.00

Cumulative realized capital gain and loss position from 12/31/2015 for securities held in principal of account:

Short Term: 0.00 * Long Term: 0.00 *

* The above gain and loss position does not include transactions where tax cost information is incomplete or unavailable.

Cash and securities set forth on this Account Statement are held by The Bank of New York Mellon, an affiliate of The Bank of New York Mellon Trust Company, N.A. In addition, The Bank of New York Mellon Trust Company, N.A. may utilize subsidiaries and affiliates to provide services and certain products to the Account. Subsidiaries and affiliates may be compensated for their services and products.

The value of securities set forth on this Account Statement are obtained by The Bank of New York Mellon Trust Company, N.A., from its affiliate, The Bank of New York Mellon which determines such values for Corporate Trust on the basis of market prices and information obtained by The Bank of New York Mellon from unaffiliated third parties (including independent pricing vendors) ("third party pricing services"). The Bank of New York Mellon has not verified such market values or information and makes no assurances as to the accuracy or correctness of such market values or information or that the market values set forth on this Account Statement reflect the value of the securities that can be realized upon the sale of such securities. In addition, the market values for the securities set forth in this Account Statement may differ from the market prices and information for the same securities used by other business units of The Bank of New York Mellon Trust Company, N.A., The Bank of New York Mellon or their respective subsidiaries or affiliates based upon market prices and information received from other third party pricing services utilized by such other business units. Corporate Trust does not compare its market values with those used by, or reconcile different market values used by, other business units of The Bank of New York Mellon Trust Company, N.A., The Bank of New York Mellon or their respective subsidiaries or affiliates. Neither The Bank of New York Mellon Trust Company, N.A. nor The Bank of New York Mellon shall be liable for any loss, damage or expense incurred as a result of or arising from or related to the market values or information provided by third party pricing services or the differences in market prices or information provided by other third party pricing services.



BNY MELLON

The Bank of New York Mellon Trust Company, N.A.

KENT COUNTY WATER AUTHORITY
ATTN: FINANCE DIRECTOR
1072 MAIN STREET
WEST WARWICK, RI 02893

Account Statement

Statement Period 03/01/2016 Through 03/31/2016

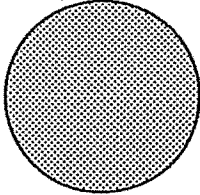
Account 853026
KENT COUNTY WATER AUTHORITY GENERAL
REFUNDING REVENUE BONDS DEBT SERVICE
SAVINGS ACCOUNT FOR CIP

CLIENT SERVICE MANAGER: SUSAN CALISE
135 SANTILLI HIGHWAY AIM: 026-0018
EVERETT, MA 02149
617-382-5217
SUSAN.CALISE@BNYMELLON.COM

Go Paperless. Securely access your account online to view your statements. Ask your BNY Mellon contact how we can help you access your accounts, enter your own transactions or submit an audit confirmation online. Also be sure to ask how Connect(SM), our new web-based, single sign-on platform can help you go paperless.

Visit us at www.bnymellon.com

Account Overview



Percent of all Investments	Asset Classification	Market Value
100% ☉	CASH AND SHORT TERM	1,769,919.31
100%	TOTAL OF ALL INVESTMENTS	1,769,919.31

Summary of Assets Held

Asset Classification	Market Value	Cost	Accrued Income	Est Annual Income	Market Yield
CASH AND SHORT TERM	1,769,919.31	1,769,919.31	0.00	0.00	0.00%
ACCOUNT TOTALS	1,769,919.31	1,769,919.31	0.00	0.00	0.00%

Summary of Cash Transactions

Transaction Category	Current Period			Year-to-Date	
	Income	Principal	Realized Gains/Losses	Income	Principal
OPENING BALANCE	0.00	0.00		0.00	0.00
DIVIDENDS	273.62	0.00	0.00	581.13	0.00
OTHER CASH ADDITIONS	0.00	45,362.00	0.00	0.00	136,086.00
PURCHASES	273.62 -	45,362.00 -	0.00	581.13 -	136,086.00 -
CLOSING BALANCE	0.00	0.00	0.00	0.00	0.00

The above cash transactions summary is provided for information purposes only and may not reflect actual taxable income or deductible expenses as reportable under the Internal Revenue Code.

003668 XBNED001 012355

000000
01
02
03
04
05
06
07
08
09
10
11
12
13
14
15
16
17
18
19
20
21
22
23
24
25
26
27
28
29
30
31
32
33
34
35
36
37
38
39
40
41
42
43
44
45
46
47
48
49
50
51
52
53
54
55
56
57
58
59
60
61
62
63
64
65
66
67
68
69
70
71
72
73
74
75
76
77
78
79
80
81
82
83
84
85
86
87
88
89
90
91
92
93
94
95
96
97
98
99



BNY MELLON

The Bank of New York Mellon Trust Company, N.A.

Statement Period 03/01/2016 Through 03/31/2016

Account 853026

KCWA DEBT SERVICE SAVINGS CIP

Statement of Assets Held

Shares / Par Value	Asset Description	Market Price Average Cost	Market Value Cost	Accrued Income Est Annual Income	Market Yield
CASH AND SHORT TERM					
710.970	FIDELITY INSTL MMKT GOVT 57	1.00000	710.97	0.00	0.00%
	CUSIP: X9USDFIIN	1.00000	710.97	0.00	
1,769,208.340	FIDELITY INSTL MMKT GOVT 57	1.00000	1,769,208.34	0.00	0.00%
	CUSIP: X9USDFIIN	1.00000	1,769,208.34	0.00	
Total CASH AND SHORT TERM			1,769,919.31	0.00	0.00%
ACCOUNT TOTALS			1,769,919.31	0.00	0.00%
Total Market Value Plus Total Accrued Income 1,769,919.31			1,769,919.31	0.00	

Statement of Transactions

Transaction Date	Transaction Description	Income	Principal	Cost	Realized Gains/Losses
03/01/16	OPENING BALANCE	0.00	0.00	1,724,283.69	
03/02/16	Purchase FIDELITY INSTL MMKT GOVT 57 TRADE DATE 03/02/16 SET/DATE 03/02/16 CUSIP X9USDFIIN 273.62 SHARES	273.62	0.00	273.62	0.00
03/02/16	Dividend FIDELITY INSTL MMKT GOVT 57 TRADE DATE 03/02/16 SET/DATE 03/02/16 CUSIP X9USDFIIN 273.62 SHARES	273.62	0.00	0.00	0.00
03/02/16	DAILY ENDING BALANCE	0.00	0.00	1,724,557.31	0.00
03/30/16	Purchase FIDELITY INSTL MMKT GOVT 57 TRADE DATE 03/30/16 SET/DATE 03/30/16 CUSIP X9USDFIIN 45,362.00 SHARES	0.00	45,362.00	45,362.00	0.00
03/30/16	Cash Credit CREDIT FROM REVENUE FUND TO DS SAVINGS R EFUNDING FUND FOR MONTHLY FLOW OF FUNDS	0.00	45,362.00	0.00	0.00
03/30/16	DAILY ENDING BALANCE	0.00	0.00	1,769,919.31	0.00
03/31/16	CLOSING BALANCE	0.00	0.00	1,769,919.31	0.00

Cumulative realized capital gain and loss position from 12/31/2015 for securities held in principal of account:

Short Term: 0.00 * Long Term: 0.00 *

* The above gain and loss position does not include transactions where tax cost information is incomplete or unavailable.

Cash and securities set forth on this Account Statement are held by The Bank of New York Mellon, an affiliate of The Bank of New York Mellon Trust Company, N.A. In addition, The Bank of New York Mellon Trust Company, N.A. may utilize subsidiaries and affiliates to provide services and certain products to the Account. Subsidiaries and affiliates may be compensated for their services and products.

The value of securities set forth on this Account Statement are obtained by The Bank of New York Mellon Trust Company, N.A., from its affiliate, The Bank of New York Mellon which determines such values for Corporate Trust on the basis of market prices and information obtained by The Bank of New York Mellon from unaffiliated third parties (including independent pricing vendors) ("third party pricing services"). The Bank of New York Mellon has not verified such market values or information and makes no assurances as to the accuracy or correctness of such market values or information or that the market values set forth on this Account Statement reflect the value of the securities that can be realized upon the sale of such securities. In addition, the market values for the securities set forth in this Account Statement may differ from the market prices and information for the same securities used by other business units of The Bank of New York Mellon Trust Company, N.A., The Bank of New York Mellon or their respective subsidiaries or affiliates based upon market prices and information received from other third party pricing services utilized by such other business units. Corporate Trust does not compare its market values with those used by, or reconcile different market values used by, other business units of The Bank of New York Mellon Trust Company, N.A., The Bank of New York Mellon or their respective subsidiaries or affiliates. Neither The Bank of New York Mellon Trust Company, N.A. nor The Bank of New York Mellon shall be liable for any loss, damage or expense incurred as a result of or arising from or related to the market values or information provided by third party pricing services or the differences in market prices or information provided by other third party pricing services.



BNY MELLON

The Bank of New York Mellon Trust Company, N.A.

KENT COUNTY WATER AUTHORITY
ATTN: FINANCE DIRECTOR
1072 MAIN STREET
WEST WARWICK, RI 02893

Account Statement

Statement Period 02/01/2016 Through 02/29/2016

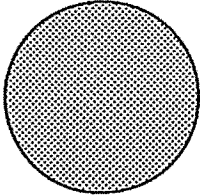
Account 853026
KENT COUNTY WATER AUTHORITY GENERAL
REFUNDING REVENUE BONDS DEBT SERVICE
SAVINGS ACCOUNT FOR CIP

CLIENT SERVICE MANAGER: SUSAN CALISE
135 SANTILLI HIGHWAY AIM: 026-0018
EVERETT, MA 02149
617-382-5217
SUSAN.CALISE@BNYMELLON.COM

Go Paperless. Securely access your account online to view your statements. Ask your BNY Mellon contact how we can help you access your accounts, enter your own transactions or submit an audit confirmation online. Also be sure to ask how Connect(SM), our new web-based, single sign-on platform can help you go paperless.

Visit us at www.bnymellon.com

Account Overview



Percent of all Investments	Asset Classification	Market Value
100% ☺	CASH AND SHORT TERM	1,724,283.69
100%	TOTAL OF ALL INVESTMENTS	1,724,283.69

Summary of Assets Held

Asset Classification	Market Value	Cost	Accrued Income	Est Annual Income	Market Yield
CASH AND SHORT TERM	1,724,283.69	1,724,283.69	0.00	0.00	0.00%
ACCOUNT TOTALS	1,724,283.69	1,724,283.69	0.00	0.00	0.00%

Summary of Cash Transactions

Transaction Category	Current Period			Year-to-Date	
	Income	Principal	Realized Gains/Losses	Income	Principal
OPENING BALANCE	0.00	0.00		0.00	0.00
DIVIDENDS	223.16	0.00	0.00	307.51	0.00
OTHER CASH ADDITIONS	0.00	45,362.00	0.00	0.00	90,724.00
PURCHASES	223.16 -	45,362.00 -	0.00	307.51 -	90,724.00 -
CLOSING BALANCE	0.00	0.00	0.00	0.00	0.00

The above cash transactions summary is provided for information purposes only and may not reflect actual taxable income or deductible expenses as reportable under the Internal Revenue Code.

003604 XBNE0401 012106 E

C
B
M
S 92,871



BNY MELLON

The Bank of New York Mellon Trust Company, N.A.

Statement Period 02/01/2016 Through 02/29/2016
Account 853026
KCWA DEBT SERVICE SAVINGS CIP

Statement of Assets Held

Shares / Par Value	Asset Description	Market Price Average Cost	Market Value Cost	Accrued Income Est Annual Income	Market Yield
CASH AND SHORT TERM					
437.350	FIDELITY INSTL MMKT GOVT 57 CUSIP: X9USDFIIN	1.00000	437.35	0.00	0.00%
		1.00000	437.35	0.00	
1,723,846.340	FIDELITY INSTL MMKT GOVT 57 CUSIP: X9USDFIIN	1.00000	1,723,846.34	0.00	0.00%
		1.00000	1,723,846.34	0.00	
Total CASH AND SHORT TERM			1,724,283.69	0.00	0.00%

ACCOUNT TOTALS			1,724,283.69	0.00	0.00%
			1,724,283.69	0.00	

Total Market Value Plus Total Accrued Income 1,724,283.69

Statement of Transactions

Transaction Date	Transaction Description	Income	Principal	Cost	Realized Gains/Losses
02/01/16	OPENING BALANCE	0.00	0.00	1,678,698.53	
02/02/16	Purchase FIDELITY INSTL MMKT GOVT 57 TRADE DATE 02/02/16 SET/DATE 02/02/16 CUSIP X9USDFIIN 223.16 SHARES	223.16 -	0.00	223.16	0.00
02/02/16	Dividend FIDELITY INSTL MMKT GOVT 57 TRADE DATE 02/02/16 SET/DATE 02/02/16 CUSIP X9USDFIIN 223.16 SHARES	223.16	0.00	0.00	0.00
02/02/16	DAILY ENDING BALANCE	0.00	0.00	1,678,921.69	0.00
02/29/16	Purchase FIDELITY INSTL MMKT GOVT 57 TRADE DATE 02/29/16 SET/DATE 02/29/16 CUSIP X9USDFIIN 45,362.00 SHARES	0.00	45,362.00 -	45,362.00	0.00
02/29/16	Cash Credit CREDIT FROM REVENUE FUND TO DS SAVINGS R EFUNDING FUND FOR MONTHLY FLOW OF FUNDS	0.00	45,362.00	0.00	0.00
02/29/16	DAILY ENDING BALANCE	0.00	0.00	1,724,283.69	0.00
02/29/16	CLOSING BALANCE	0.00	0.00	1,724,283.69	0.00

Cumulative realized capital gain and loss position from 12/31/2015 for securities held in principal of account:

Short Term: 0.00 * Long Term: 0.00 *

* The above gain and loss position does not include transactions where tax cost information is incomplete or unavailable.

Cash and securities set forth on this Account Statement are held by The Bank of New York Mellon, an affiliate of The Bank of New York Mellon Trust Company, N.A. In addition, The Bank of New York Mellon Trust Company, N.A. may utilize subsidiaries and affiliates to provide services and certain products to the Account. Subsidiaries and affiliates may be compensated for their services and products.

The value of securities set forth on this Account Statement are obtained by The Bank of New York Mellon Trust Company, N.A., from its affiliate, The Bank of New York Mellon which determines such values for Corporate Trust on the basis of market prices and information obtained by The Bank of New York Mellon from unaffiliated third parties (including independent pricing vendors) ("third party pricing services"). The Bank of New York Mellon has not verified such market values or information and makes no assurances as to the accuracy or correctness of such market values or information or that the market values set forth on this Account Statement reflect the value of the securities that can be realized upon the sale of such securities. In addition, the market values for the securities set forth in this Account Statement may differ from the market prices and information for the same securities used by other business units of The Bank of New York Mellon Trust Company, N.A., The Bank of New York Mellon or their respective subsidiaries or affiliates based upon market prices and information received from other third party pricing services utilized by such other business units. Corporate Trust does not compare its market values with those used by, or reconcile different market values used by, other business units of The Bank of New York Mellon Trust Company, N.A., The Bank of New York Mellon or their respective subsidiaries or affiliates. Neither The Bank of New York Mellon Trust Company, N.A. nor The Bank of New York Mellon shall be liable for any loss, damage or expense incurred as a result of or arising from or related to the market values or information provided by third party pricing services or the differences in market prices or information provided by other third party pricing services.



BNY MELLON

0000264 04 MB 1.433 04 TR 00007 XBNEF401 000000
KENT COUNTY WATER AUTHORITY
ATTN: FINANCE DIRECTOR
1072 MAIN STREET
WEST WARWICK, RI 02893-3724

Envelope Contents

Account Information	Number of Pages	Starting Page Number	Account Information	Number of Pages	Starting Page Number
KCWA GENERAL REVENUE ACCOUNT 112600	4	1 of 30	KCWA DEBT SERVICE SAVINGS (2004) 112612	2	23 of 30
KCWA OPERATING REVENUE ALLOWANCE 112601	4	5 of 30	KCWA SER 2004A DEBT SERV RESRV 112613	2	25 of 30
KCWA GEN OP & MAINT ACCT 112602	4	9 of 30	KCWA RENEWAL/REPLACEMENT A/C (PUC-1) 667674	2	27 of 30
KCWA GEN REN & REP RESV ACCT 112603	2	13 of 30	KCWA RENEWAL/REPLACEMENT A/C (PUC-2) 667675	2	29 of 30
KCWA GEN RENEWAL AND REPLACEMENT AC 112604	2	15 of 30			
KCWA INFRASTRUCTURE ACCT 112605	4	17 of 30			
KCWA OPER & MAIN RESERVE ACCT 112606	2	21 of 30			

January 31, 2016



This Page Intentionally Blank



BNY MELLON

The Bank of New York Mellon Trust Company, N.A.

KENT COUNTY WATER AUTHORITY
ATTN: FINANCE DIRECTOR
1072 MAIN STREET
WEST WARWICK, RI 02893-3724

Account Statement

Statement Period 01/01/2016 Through 01/31/2016

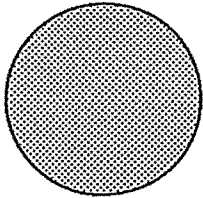
Account 112600
KCWA GENERAL REVENUE ACCOUNT

CLIENT SERVICE MANAGER: SUSAN CALISE
135 SANTILLI HIGHWAY AIM: 026-0018
EVERETT, MA 02149
617-382-5217
SUSAN.CALISE@BNYMELLON.COM

Go Paperless. Securely access your account online to view your statements. Ask your BNY Mellon contact how we can help you access your accounts, enter your own transactions or submit an audit confirmation online. Also be sure to ask how Connect(SM), our new web-based, single sign-on platform can help you go paperless.

Visit us at www.bnymellon.com

Account Overview



Percent of all Investments	Asset Classification	Market Value
100%	CASH AND SHORT TERM	1,338,901.78
100%	TOTAL OF ALL INVESTMENTS	1,338,901.78

Summary of Assets Held

Asset Classification	Market Value	Cost	Accrued Income	Est Annual Income	Market Yield
CASH AND SHORT TERM	1,338,901.78	1,338,901.78	0.00	0.00	0.00%
ACCOUNT TOTALS	1,338,901.78	1,338,901.78	0.00	0.00	0.00%

Summary of Cash Transactions

Transaction Category	Current Period			Year-to-Date	
	Income	Principal	Realized Gains/Losses	Income	Principal
OPENING BALANCE	0.00	0.00		0.00	0.00
DIVIDENDS	73.20	0.00	0.00	73.20	0.00
SALES AND REDEMPTIONS	0.00	1,889,518.74	0.00	0.00	1,889,518.74
OTHER CASH ADDITIONS	0.00	3,123,588.23	0.00	0.00	3,123,588.23
OTHER CASH DISBURSEMENTS	73.20 -	3,003,173.99 -	0.00	73.20 -	3,003,173.99 -
PURCHASES	0.00	2,009,932.98 -	0.00	0.00	2,009,932.98 -
CLOSING BALANCE	0.00	0.00	0.00	0.00	0.00

The above cash transactions summary is provided for information purposes only and may not reflect actual taxable income or deductible expenses as reportable under the Internal Revenue Code.

000284 XBNEF401 005642

C 0000 m 1 PDS 93284



BNY MELLON

The Bank of New York Mellon Trust Company, N.A.

Statement Period 01/01/2016 Through 01/31/2016

Account 112600

KCWA GENERAL REVENUE ACCOUNT

Statement of Assets Held

Table with columns: Shares / Par Value, Asset Description, Market Price Average Cost, Market Value Cost, Accrued Income Est Annual Income, Market Yield. Rows include CASH AND SHORT TERM and ACCOUNT TOTALS.

Statement of Transactions

Table with columns: Transaction Date, Transaction Description, Income, Principal, Cost, Realized Gains/Losses. Rows include OPENING BALANCE, Dividend, Cash Credit, Cash Debit, and various purchase and sale transactions.



BNY MELLON

The Bank of New York Mellon Trust Company, N.A.

Statement Period 01/01/2016 Through 01/31/2016
Account 112600
KCWA GENERAL REVENUE ACCOUNT

Statement of Transactions - Continued

000264 XBNEF401 005643

Transaction Date	Transaction Description	Income	Principal	Cost	Realized Gains/Losses
01/13/16	FOR BOND COVENANTS ACCT RESTRICTED BY PUC FROM REVENUE ACCT TO RR RESTRICTED DAILY ENDING BALANCE	0.00	607,077.00	624,432.57	0.00
01/14/16	Purchase FIDELITY INSTL MMKT GOVT 57 TRADE DATE 01/14/16 SET/DATE 01/14/16 CUSIP X9USDFIIN 607,077.00 SHARES	0.00	607,077.00 -	607,077.00	0.00
01/14/16	DAILY ENDING BALANCE	0.00	0.00	1,231,509.57	0.00
01/21/16	Purchase FIDELITY INSTL MMKT GOVT 57 TRADE DATE 01/21/16 SET/DATE 01/21/16 CUSIP X9USDFIIN 910,017.20 SHARES	0.00	910,017.20 -	910,017.20	0.00
01/21/16	Cash Credit ORD CUST:009364950577 KENT COUNTY WATER AUTHORITY PO BOX 19 ORD INST:BANK OF AMERICA/RIX DETAIL:REF: KENT COUNTY WATER AUTHORITY IMA:20160121B6B7HU1R006681 FTS:FDF1601211220500	0.00	910,017.20	0.00	0.00
01/21/16	DAILY ENDING BALANCE	0.00	0.00	2,141,526.77	0.00
01/29/16	Sale FIDELITY INSTL MMKT GOVT 57 TRADE DATE 01/29/16 SET/DATE 01/29/16 CUSIP X9USDFIIN 802,624.99 SHARES	0.00	802,624.99	802,624.99 -	0.00
01/29/16	Cash Debit TRANSFER FOR MONTH ENDS FLOW OF FUNDS	0.00	802,624.99 -	0.00	0.00
01/29/16	DAILY ENDING BALANCE	0.00	0.00	1,338,901.78	0.00
01/31/16	CLOSING BALANCE	0.00	0.00	1,338,901.78	0.00

Cumulative realized capital gain and loss position from 12/31/2015 for securities held in principal of account:

Short Term: 0.00 * Long Term: 0.00 *

* The above gain and loss position does not include transactions where tax cost information is incomplete or unavailable.

Cash and securities set forth on this Account Statement are held by The Bank of New York Mellon, an affiliate of The Bank of New York Mellon Trust Company, N.A. In addition, The Bank of New York Mellon Trust Company, N.A. may utilize subsidiaries and affiliates to provide services and certain products to the Account. Subsidiaries and affiliates may be compensated for their services and products.

The value of securities set forth on this Account Statement are obtained by The Bank of New York Mellon Trust Company, N.A., from its affiliate, The Bank of New York Mellon which determines such values for Corporate Trust on the basis of market prices and information obtained by The Bank of New York Mellon from unaffiliated third parties (including independent pricing vendors) ("third party pricing services"). The Bank of New York Mellon has not verified such market values or information and makes no assurances as to the accuracy or correctness of such market values or information or that the market values set forth on this Account Statement reflect the value of the securities that can be realized on the sale of such securities. In addition, the market values for the securities set forth in this Account Statement may differ from the market prices and information for the same securities used by other business units of The Bank of New York Mellon Trust Company, N.A., The Bank of New York Mellon or their respective subsidiaries or affiliates based upon market prices and information received from other third party pricing services utilized by such other business units. Corporate Trust does not compare its market values with those used by, or reconcile different market values used by, other business units of The Bank of New York Mellon Trust Company, N.A., The Bank of New York Mellon or their respective subsidiaries or affiliates. Neither The Bank of New York Mellon Trust Company, N.A. nor The Bank of New York Mellon shall be liable for any loss, damage or expense incurred as a result of or arising from or related to the market values or information provided by third party pricing services or the differences in market prices or information provided by other third party pricing services.

9 0000
m
1 P03
9 285

This Page Intentionally Blank



BNY MELLON

The Bank of New York Mellon Trust Company, N.A.

KENT COUNTY WATER AUTHORITY
ATTN: FINANCE DIRECTOR
1072 MAIN STREET
WEST WARWICK, RI 02893-3724

Account Statement

Statement Period 01/01/2016 Through 01/31/2016

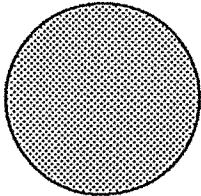
Account 112601
KCWA OPERATING REVENUE ALLOWANCE

CLIENT SERVICE MANAGER: SUSAN CALISE
135 SANTILLI HIGHWAY AIM: 026-0018
EVERETT, MA 02149
617-382-5217
SUSAN.CALISE@BNYMELLON.COM

Go Paperless. Securely access your account online to view your statements. Ask your BNY Mellon contact how we can help you access your accounts, enter your own transactions or submit an audit confirmation online. Also be sure to ask how Connect(SM), our new web-based, single sign-on platform can help you go paperless.

Visit us at www.bnymellon.com

Account Overview



Percent of all Investments	Asset Classification	Market Value
100%	CASH AND SHORT TERM	1,070,484.80
100%	TOTAL OF ALL INVESTMENTS	1,070,484.80

Summary of Assets Held

Asset Classification	Market Value	Cost	Accrued Income	Est Annual Income	Market Yield
CASH AND SHORT TERM	1,070,484.80	1,070,484.80	0.00	0.00	0.00%
ACCOUNT TOTALS	1,070,484.80	1,070,484.80	0.00	0.00	0.00%

Summary of Cash Transactions

Transaction Category	Current Period			Year-to-Date	
	Income	Principal	Realized Gains/Losses	Income	Principal
OPENING BALANCE	0.00	0.00		0.00	0.00
DIVIDENDS	86.30	0.00	0.00	86.30	0.00
SALES AND REDEMPTIONS	0.00	607,077.00	0.00	0.00	607,077.00
OTHER CASH ADDITIONS	0.00	24,390.96	0.00	0.00	24,390.96
OTHER CASH DISBURSEMENTS	86.30 -	607,077.00 -	0.00	86.30 -	607,077.00 -
PURCHASES	0.00	24,390.96 -	0.00	0.00	24,390.96 -
CLOSING BALANCE	0.00	0.00	0.00	0.00	0.00

The above cash transactions summary is provided for information purposes only and may not reflect actual taxable income or deductible expenses as reportable under the Internal Revenue Code.

000264 XBNEF401 005644

3
0000
M
1 P03
\$ 93,285



BNY MELLON

The Bank of New York Mellon Trust Company, N.A.

Statement Period 01/01/2016 Through 01/31/2016
Account 112601
KCWA OPERATING REVENUE ALLOWANCE

Statement of Assets Held

Shares / Par Value	Asset Description	Market Price Average Cost	Market Value Cost	Accrued Income Est Annual Income	Market Yield
CASH AND SHORT TERM					
1,070,484.800	FIDELITY INSTL MMKT GOVT 57 CUSIP: X9USDFIIN	1.00000 1.00000	1,070,484.80 1,070,484.80	0.00 0.00	0.00% 0.00%
Total CASH AND SHORT TERM			1,070,484.80	0.00	0.00%
ACCOUNT TOTALS			1,070,484.80	0.00	0.00%
Total Market Value Plus Total Accrued Income 1,070,484.80					

Statement of Transactions

Transaction Date	Transaction Description	Income	Principal	Cost	Realized Gains/Losses
01/01/16	OPENING BALANCE	0.00	0.00	1,653,170.84	
01/05/16	Dividend FIDELITY INSTL MMKT GOVT 57 TRADE DATE 01/05/16 SET/DATE 01/05/16 CUSIP X9USDFIIN 86.30 SHARES	86.30	0.00	0.00	0.00
01/05/16	Cash Credit CW00005524: SWP FRM 1126018401	0.00	86.30	0.00	0.00
01/05/16	Cash Debit CW00005524: SWP TO 1126018400	86.30 -	0.00	0.00	0.00
01/05/16	DAILY ENDING BALANCE	0.00	86.30	1,653,170.84	0.00
01/06/16	Purchase FIDELITY INSTL MMKT GOVT 57 TRADE DATE 01/06/16 SET/DATE 01/06/16 CUSIP X9USDFIIN 86.30 SHARES	0.00	86.30 -	86.30	0.00
01/06/16	DAILY ENDING BALANCE	0.00	0.00	1,653,257.14	0.00
01/13/16	Sale FIDELITY INSTL MMKT GOVT 57 TRADE DATE 01/13/16 SET/DATE 01/13/16 CUSIP X9USDFIIN 607,077.00 SHARES	0.00	607,077.00	607,077.00 -	0.00
01/13/16	Cash Debit TRANSFER TO MOVE FUNDS APPROVED BY PUC ORDER FROM ORA TO REVENUE ACCT	0.00	607,077.00 -	0.00	0.00
01/13/16	DAILY ENDING BALANCE	0.00	0.00	1,046,180.14	0.00
01/29/16	Purchase FIDELITY INSTL MMKT GOVT 57 TRADE DATE 01/29/16 SET/DATE 01/29/16 CUSIP X9USDFIIN 24,304.66 SHARES	0.00	24,304.66 -	24,304.66	0.00
01/29/16	Cash Credit CREDIT FROM REVENUE FUND TO OPERATING FU ND FOR MONTHLY FLOW OF FUNDS	0.00	24,304.66	0.00	0.00
01/29/16	DAILY ENDING BALANCE	0.00	0.00	1,070,484.80	0.00
01/31/16	CLOSING BALANCE	0.00	0.00	1,070,484.80	0.00

Cumulative realized capital gain and loss position from 12/31/2015 for securities held in principal of account:

Short Term: 0.00 * Long Term: 0.00 *

* The above gain and loss position does not include transactions where tax cost information is incomplete or unavailable.



BNY MELLON

The Bank of New York Mellon Trust Company, N.A.

Statement Period 01/01/2016 Through 01/31/2016
Account 112601
KCWA OPERATING REVENUE ALLOWANCE

000000 ADVISE 401 1000000

Cash and securities set forth on this Account Statement are held by The Bank of New York Mellon, an affiliate of The Bank of New York Mellon Trust Company, N.A. In addition, The Bank of New York Mellon Trust Company, N.A. may utilize subsidiaries and affiliates to provide services and certain products to the Account. Subsidiaries and affiliates may be compensated for their services and products.

The value of securities set forth on this Account Statement are obtained by The Bank of New York Mellon Trust Company, N.A., from its affiliate, The Bank of New York Mellon which determines such values for Corporate Trust on the basis of market prices and information obtained by The Bank of New York Mellon from unaffiliated third parties (including independent pricing vendors) ("third party pricing services"). The Bank of New York Mellon has not verified such market values or information and makes no assurances as to the accuracy or correctness of such market values or information or that the market values set forth on this Account Statement reflect the value of the securities that can be realized on the sale of such securities. In addition, the market values for the securities set forth in this Account Statement may differ from the market prices and information for the same securities used by other business units of The Bank of New York Mellon Trust Company, N.A., The Bank of New York Mellon or their respective subsidiaries or affiliates based upon market prices and information received from other third party pricing services utilized by such other business units. Corporate Trust does not compare its market values with those used by, or reconcile different market values used by, other business units of The Bank of New York Mellon Trust Company, N.A., The Bank of New York Mellon or their respective subsidiaries or affiliates. ~~Neither The Bank of New York Mellon Trust Company, N.A. nor The Bank of New York Mellon shall be liable for any loss, damage or expense incurred as a result of or arising from or related to the market values or information provided by third party pricing services or the differences in market prices or information provided by other third party pricing services.~~

c
9.0000
m
1 PD3
93.287

This Page Intentionally Blank



BNY MELLON

The Bank of New York Mellon Trust Company, N.A.

KENT COUNTY WATER AUTHORITY
ATTN: FINANCE DIRECTOR
1072 MAIN STREET
WEST WARWICK, RI 02893-3724

Account Statement

Statement Period 01/01/2016 Through 01/31/2016

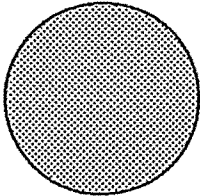
Account 112602
KCWA GEN OP & MAINT ACCT

CLIENT SERVICE MANAGER: SUSAN CALISE
135 SANTILLI HIGHWAY AIM: 026-0018
EVERETT, MA 02149
617-382-5217
SUSAN.CALISE@BNYMELLON.COM

Go Paperless. Securely access your account online to view your statements. Ask your BNY Mellon contact how we can help you access your accounts, enter your own transactions or submit an audit confirmation online. Also be sure to ask how Connect(SM), our new web-based, single sign-on platform can help you go paperless.

Visit us at www.bnymellon.com

Account Overview



Percent of all Investments	Asset Classification	Market Value
100%	CASH AND SHORT TERM	0.25
100%	TOTAL OF ALL INVESTMENTS	0.25

Summary of Assets Held

Asset Classification	Market Value	Cost	Accrued Income	Est Annual Income	Market Yield
CASH AND SHORT TERM	0.25	0.25	0.00	0.00	0.00%
ACCOUNT TOTALS	0.25	0.25	0.00	0.00	0.00%

Summary of Cash Transactions

Transaction Category	Current Period			Year-to-Date	
	Income	Principal	Realized Gains/Losses	Income	Principal
OPENING BALANCE	0.00	0.00		0.00	0.00
DIVIDENDS	0.25	0.00	0.00	0.25	0.00
OTHER CASH ADDITIONS	0.00	1,000,000.25	0.00	0.00	1,000,000.25
OTHER CASH DISBURSEMENTS	0.25 -	1,000,000.00 -	0.00	0.25 -	1,000,000.00 -
PURCHASES	0.00	0.25 -	0.00	0.00	0.25 -
CLOSING BALANCE	0.00	0.00	0.00	0.00	0.00

The above cash transactions summary is provided for information purposes only and may not reflect actual taxable income or deductible expenses as reportable under the Internal Revenue Code.

000284 XBNEF401 005646

C 0000 M 1 PDS 93288



BNY MELLON

The Bank of New York Mellon Trust Company, N.A.

Statement Period 01/01/2016 Through 01/31/2016
Account 112602
KCWA GEN OP & MAINT ACCT

Statement of Assets Held

Shares / Par Value	Asset Description	Market Price Average Cost	Market Value Cost	Accrued Income Est Annual Income	Market Yield
	CASH AND SHORT TERM				
0.250	FIDELITY INSTL MMKT GOVT 57 CUSIP: X9USDFIIN	1.00000 1.00000	0.25 0.25	0.00 0.00	0.00% 0.00%
	Total CASH AND SHORT TERM		0.25	0.00	0.00%
ACCOUNT TOTALS			0.25	0.00	0.00%
Total Market Value Plus Total Accrued Income 0.25					

Statement of Transactions

Transaction Date	Transaction Description	Income	Principal	Cost	Realized Gains/Losses
01/01/16	OPENING BALANCE	0.00	0.00	0.00	
01/05/16	Dividend FIDELITY INSTL MMKT GOVT 57 TRADE DATE 01/05/16 SET/DATE 01/05/16 CUSIP X9USDFIIN 0.25 SHARES	0.25	0.00	0.00	0.00
01/05/16	Cash Credit CW00005525: SWP FRM 1126028401	0.00	0.25	0.00	0.00
01/05/16	Cash Debit CW00005525: SWP TO 1126028400	0.25 -	0.00	0.00	0.00
01/05/16	DAILY ENDING BALANCE	0.00	0.25	0.00	0.00
01/06/16	Purchase FIDELITY INSTL MMKT GOVT 57 TRADE DATE 01/06/16 SET/DATE 01/06/16 CUSIP X9USDFIIN 0.25 SHARES	0.00	0.25 -	0.25	0.00
01/06/16	DAILY ENDING BALANCE	0.00	0.00	0.25	0.00
01/13/16	Cash Credit TRANSFER TO O&M FUND FROM GENERAL FUND FOR PARTIAL FUNDING OF APPROVED BUDGET	0.00	1,000,000.00	0.00	0.00
01/13/16	Cash Debit BANK OF AMERICA N.A. RI 011500010 KCWA GENERAL FUND 728018921 WIRE TO KCWA- BOFA. PURPOSE OF PYMT- PARTIAL FUNDING OF APPROVED BUDGET PER REQ DTD 12/02/2015	0.00	1,000,000.00 -	0.00	0.00
01/13/16	DAILY ENDING BALANCE	0.00	0.00	0.25	0.00
01/31/16	CLOSING BALANCE	0.00	0.00	0.25	0.00

Cumulative realized capital gain and loss position from 12/31/2015 for securities held in principal of account:

Short Term: 0.00 * Long Term: 0.00 *

* The above gain and loss position does not include transactions where tax cost information is incomplete or unavailable.



BNY MELLON

The Bank of New York Mellon Trust Company, N.A.

Statement Period 01/01/2016 Through 01/31/2016

Account 112602

KCWA GEN OP & MAINT ACCT

000264 XBNEF401 008647

Cash and securities set forth on this Account Statement are held by The Bank of New York Mellon, an affiliate of The Bank of New York Mellon Trust Company, N.A. In addition, The Bank of New York Mellon Trust Company, N.A. may utilize subsidiaries and affiliates to provide services and certain products to the Account. Subsidiaries and affiliates may be compensated for their services and products.

The value of securities set forth on this Account Statement are obtained by The Bank of New York Mellon Trust Company, N.A., from its affiliate, The Bank of New York Mellon which determines such values for Corporate Trust on the basis of market prices and information obtained by The Bank of New York Mellon from unaffiliated third parties (including independent pricing vendors) ("third party pricing services"). The Bank of New York Mellon has not verified such market values or information and makes no assurances as to the accuracy or correctness of such market values or information or that the market values set forth on this Account Statement reflect the value of the securities that can be realized upon the sale of such securities. In addition, the market values for the securities set forth in this Account Statement may differ from the market prices and information for the same securities used by other business units of The Bank of New York Mellon Trust Company, N.A., The Bank of New York Mellon or their respective subsidiaries or affiliates based upon market prices and information received from other third party pricing services utilized by such other business units. Corporate Trust does not compare its market values with those used by, or reconcile different market values used by, other business units of The Bank of New York Mellon Trust Company, N.A., The Bank of New York Mellon or their respective subsidiaries or affiliates. Neither The Bank of New York Mellon Trust Company, N.A. nor The Bank of New York Mellon shall be liable for any loss, damage or expense incurred as a result of or arising from or related to the market values or information provided by third party pricing services or the differences in market prices or information provided by other third party pricing services.

C
9 0000
M
1 PD3
8 93 289

This Page Intentionally Blank



BNY MELLON

The Bank of New York Mellon Trust Company, N.A.

KENT COUNTY WATER AUTHORITY
ATTN: FINANCE DIRECTOR
1072 MAIN STREET
WEST WARWICK, RI 02893-3724

Account Statement

Statement Period 01/01/2016 Through 01/31/2016

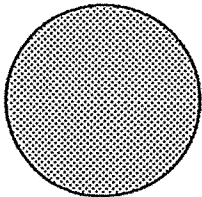
Account 112603
KCWA GEN REN & REP RESV ACCT

CLIENT SERVICE MANAGER: SUSAN CALISE
135 SANTILLI HIGHWAY AIM: 026-0018
EVERETT, MA 02149
617-382-5217
SUSAN.CALISE@BNYMELLON.COM

Go Paperless. Securely access your account online to view your statements. Ask your BNY Mellon contact how we can help you access your accounts, enter your own transactions or submit an audit confirmation online. Also be sure to ask how Connect(SM), our new web-based, single sign-on platform can help you go paperless.

Visit us at www.bnymellon.com

Account Overview



Percent of all Investments	Asset Classification	Market Value
100%	CASH AND SHORT TERM	1,376,113.31
100%	TOTAL OF ALL INVESTMENTS	1,376,113.31

Summary of Assets Held

Asset Classification	Market Value	Cost	Accrued Income	Est Annual Income	Market Yield
CASH AND SHORT TERM	1,376,113.31	1,376,113.31	0.00	0.00	0.00%
ACCOUNT TOTALS	1,376,113.31	1,376,113.31	0.00	0.00	0.00%

Summary of Cash Transactions

Transaction Category	Current Period			Year-to-Date	
	Income	Principal	Realized Gains/Losses	Income	Principal
OPENING BALANCE	0.00	0.00			
DIVIDENDS	72.71	0.00	0.00	72.71	0.00
OTHER CASH ADDITIONS	0.00	72.71	0.00	0.00	72.71
OTHER CASH DISBURSEMENTS	72.71 -	0.00	0.00	72.71 -	0.00
PURCHASES	0.00	72.71 -	0.00	0.00	72.71 -
CLOSING BALANCE	0.00	0.00	0.00	0.00	0.00

The above cash transactions summary is provided for information purposes only and may not reflect actual taxable income or deductible expenses as reportable under the Internal Revenue Code.

000264 XBNEF401 005648

5 93280



BNY MELLON

The Bank of New York Mellon Trust Company, N.A.

Statement Period 01/01/2016 Through 01/31/2016
Account 112603
KCWA GEN REN & REP RESV ACCT

Statement of Assets Held

Shares / Par Value	Asset Description	Market Price Average Cost	Market Value Cost	Accrued Income Est Annual Income	Market Yield
	CASH AND SHORT TERM				
1,376,113.310	FIDELITY INSTL MMKT GOVT 57	1.00000	1,376,113.31	0.00	0.00%
	CUSIP: X9USDFIIN	1.00000	1,376,113.31	0.00	0.00%
	Total CASH AND SHORT TERM		1,376,113.31	0.00	
ACCOUNT TOTALS			1,376,113.31	0.00	0.00%
Total Market Value Plus Total Accrued Income 1,376,113.31					

Statement of Transactions

Transaction Date	Transaction Description	Income	Principal	Cost	Realized Gains/Losses
01/01/16	OPENING BALANCE	0.00	0.00	1,376,040.60	
01/05/16	Dividend FIDELITY INSTL MMKT GOVT 57 TRADE DATE 01/05/16 SET/DATE 01/05/16 CUSIP X9USDFIIN 72.71 SHARES	72.71	0.00	0.00	0.00
01/05/16	Cash Credit CW00005526: SWP FRM 1126038401	0.00	72.71	0.00	0.00
01/05/16	Cash Debit CW00005526: SWP TO 1126038400	72.71 -	0.00	0.00	0.00
01/05/16	DAILY ENDING BALANCE	0.00	72.71	1,376,040.60	0.00
01/06/16	Purchase FIDELITY INSTL MMKT GOVT 57 TRADE DATE 01/06/16 SET/DATE 01/06/16 CUSIP X9USDFIIN 72.71 SHARES	0.00	72.71 -	72.71	0.00
01/06/16	DAILY ENDING BALANCE	0.00	0.00	1,376,113.31	0.00
01/31/16	CLOSING BALANCE	0.00	0.00	1,376,113.31	0.00

Cumulative realized capital gain and loss position from 12/31/2015 for securities held in principal of account:

Short Term: 0.00 * Long Term: 0.00 *

* The above gain and loss position does not include transactions where tax cost information is incomplete or unavailable.

Cash and securities set forth on this Account Statement are held by The Bank of New York Mellon, an affiliate of The Bank of New York Mellon Trust Company, N.A. In addition, The Bank of New York Mellon Trust Company, N.A. may utilize subsidiaries and affiliates to provide services and certain products to the Account. Subsidiaries and affiliates may be compensated for their services and products.

The value of securities set forth on this Account Statement are obtained by The Bank of New York Mellon Trust Company, N.A., from its affiliate, The Bank of New York Mellon which determines such values for Corporate Trust on the basis of market prices and information obtained by The Bank of New York Mellon from unaffiliated third parties (including independent pricing vendors) ("third party pricing services"). The Bank of New York Mellon has not verified such market values or information and makes no assurances as to the accuracy or correctness of such market values or information or that the market values set forth on this Account Statement reflect the value of the securities that can be realized upon the sale of such securities. In addition, the market values for the securities set forth in this Account Statement may differ from the market prices and information for the same securities used by other business units of The Bank of New York Mellon Trust Company, N.A., The Bank of New York Mellon or their respective subsidiaries or affiliates based upon market prices and information received from other third party pricing services utilized by such other business units. Corporate Trust does not compare its market values with those used by, or reconcile different market values used by, other business units of The Bank of New York Mellon Trust Company, N.A., The Bank of New York Mellon or their respective subsidiaries or affiliates. Neither The Bank of New York Mellon Trust Company, N.A. nor The Bank of New York Mellon shall be liable for any loss, damage or expense incurred as a result of or arising from or related to the market values or information provided by third party pricing services or the differences in market prices or information provided by other third party pricing services.



BNY MELLON

The Bank of New York Mellon Trust Company, N.A.

KENT COUNTY WATER AUTHORITY
ATTN: FINANCE DIRECTOR
1072 MAIN STREET
WEST WARWICK, RI 02893-3724

Account Statement

Statement Period 01/01/2016 Through 01/31/2016


Account 112604
KCWA GEN RENEWAL AND REPLACEMENT AC

CLIENT SERVICE MANAGER: SUSAN CALISE
135 SANTILLI HIGHWAY AIM: 026-0018
EVERETT, MA 02149
617-382-5217
SUSAN.CALISE@BNYMELLON.COM

Go Paperless. Securely access your account online to view your statements. Ask your BNY Mellon contact how we can help you access your accounts, enter your own transactions or submit an audit confirmation online. Also be sure to ask how Connect(SM), our new web-based, single sign-on platform can help you go paperless.

Visit us at www.bnymellon.com

Account Overview



Percent of all Investments	Asset Classification	Market Value
100%	CASH AND SHORT TERM	97,391.21
100%	TOTAL OF ALL INVESTMENTS	97,391.21

Summary of Assets Held

Asset Classification	Market Value	Cost	Accrued Income	Est Annual Income	Market Yield
CASH AND SHORT TERM	97,391.21	97,391.21	0.00	0.00	0.00%
ACCOUNT TOTALS	97,391.21	97,391.21	0.00	0.00	0.00%

Summary of Cash Transactions

Transaction Category	Current Period			Year-to-Date	
	Income	Principal	Realized Gains/Losses	Income	Principal
OPENING BALANCE	0.00	0.00		0.00	0.00
DIVIDENDS	4.33	0.00	0.00	4.33	0.00
OTHER CASH ADDITIONS	0.00	8,337.66	0.00	0.00	8,337.66
OTHER CASH DISBURSEMENTS	4.33 -	0.00	0.00	4.33 -	0.00
PURCHASES	0.00	8,337.66 -	0.00	0.00	8,337.66 -
CLOSING BALANCE	0.00	0.00	0.00	0.00	0.00

The above cash transactions summary is provided for information purposes only and may not reflect actual taxable income or deductible expenses as reportable under the Internal Revenue Code.

000264 XBNEF401 005649

C
00000
M
PDF
S 93291



BNY MELLON

The Bank of New York Mellon Trust Company, N.A.

Statement Period 01/01/2016 Through 01/31/2016

Account 112604

KCWA GEN RENEWAL AND REPLACEMENT AC

Statement of Assets Held

Shares / Par Value	Asset Description	Market Price Average Cost	Market Value Cost	Accrued Income Est Annual Income	Market Yield
CASH AND SHORT TERM					
97,391.210	FIDELITY INSTL MMKT GOVT 57 CUSIP: X9USDFIIN	1.00000 1.00000	97,391.21 97,391.21	0.00 0.00	0.00% 0.00%
Total CASH AND SHORT TERM			97,391.21	0.00	0.00%
ACCOUNT TOTALS			97,391.21	0.00	0.00%
Total Market Value Plus Total Accrued Income 97,391.21					

Statement of Transactions

Transaction Date	Transaction Description	Income	Principal	Cost	Realized Gains/Losses
01/01/16	OPENING BALANCE	0.00	0.00	89,053.55	
01/05/16	Dividend FIDELITY INSTL MMKT GOVT 57 TRADE DATE 01/05/16 SET/DATE 01/05/16 CUSIP X9USDFIIN 4.33 SHARES	4.33	0.00	0.00	0.00
01/05/16	Cash Credit CW00005527: SWP FRM 1126048401	0.00	4.33	0.00	0.00
01/05/16	Cash Debit CW00005527: SWP TO 1126048400	4.33 -	0.00	0.00	0.00
01/05/16	DAILY ENDING BALANCE	0.00	4.33	89,053.55	0.00
01/06/16	Purchase FIDELITY INSTL MMKT GOVT 57 TRADE DATE 01/06/16 SET/DATE 01/06/16 CUSIP X9USDFIIN 4.33 SHARES	0.00	4.33 -	4.33	0.00
01/06/16	DAILY ENDING BALANCE	0.00	0.00	89,057.88	0.00
01/29/16	Purchase FIDELITY INSTL MMKT GOVT 57 TRADE DATE 01/29/16 SET/DATE 01/29/16 CUSIP X9USDFIIN 8,333.33 SHARES	0.00	8,333.33 -	8,333.33	0.00
01/29/16	Cash Credit CREDIT FROM REVENUE FUND TO R AND R FUND FOR MONTHLY FLOW OF FUNDS	0.00	8,333.33	0.00	0.00
01/29/16	DAILY ENDING BALANCE	0.00	0.00	97,391.21	0.00
01/31/16	CLOSING BALANCE	0.00	0.00	97,391.21	0.00

Cumulative realized capital gain and loss position from 12/31/2015 for securities held in principal of account:

Short Term: 0.00 * Long Term: 0.00 *

* The above gain and loss position does not include transactions where tax cost information is incomplete or unavailable.

Cash and securities set forth on this Account Statement are held by The Bank of New York Mellon, an affiliate of The Bank of New York Mellon Trust Company, N.A. In addition, The Bank of New York Mellon Trust Company, N.A. may utilize subsidiaries and affiliates to provide services and certain products to the Account. Subsidiaries and affiliates may be compensated for their services and products.

The value of securities set forth on this Account Statement are obtained by The Bank of New York Mellon Trust Company, N.A., from its affiliate, The Bank of New York Mellon which determines such values for Corporate Trust on the basis of market prices and information obtained by The Bank of New York Mellon from unaffiliated third parties (including independent pricing vendors) ("third party pricing services"). The Bank of New York Mellon has not verified such market values or information and makes no assurances as to the accuracy or correctness of such market values or information or that the market values set forth on this Account Statement reflect the value of the securities that can be realized upon the sale of such securities. In addition, the market values for the securities set forth in this Account Statement may differ from the market prices and information for the same securities used by other business units of The Bank of New York Mellon Trust Company, N.A., The Bank of New York Mellon or their respective subsidiaries or affiliates based upon market prices and information received from other third party pricing services utilized by such other business units. Corporate Trust does not compare its market values with those used by, or reconcile different market values used by, other business units of The Bank of New York Mellon Trust Company, N.A., The Bank of New York Mellon or their respective subsidiaries or affiliates. Neither The Bank of New York Mellon Trust Company, N.A. nor The Bank of New York Mellon shall be liable for any loss, damage or expense incurred as a result of or arising from or related to the market values or information provided by third party pricing services or the differences in market prices or information provided by other third party pricing services.



BNY MELLON

The Bank of New York Mellon Trust Company, N.A.

KENT COUNTY WATER AUTHORITY
ATTN: FINANCE DIRECTOR
1072 MAIN STREET
WEST WARWICK, RI 02893-3724

Account Statement

Statement Period 01/01/2016 Through 01/31/2016

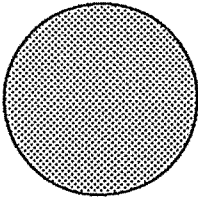
Account 112605
KCWA INFRASTRUCTURE ACCT

CLIENT SERVICE MANAGER: SUSAN CALISE
135 SANTILLI HIGHWAY AIM: 026-0018
EVERETT, MA 02149
617-382-5217
SUSAN.CALISE@BNYMELLON.COM

Go Paperless. Securely access your account online to view your statements. Ask your BNY Mellon contact how we can help you access your accounts, enter your own transactions or submit an audit confirmation online. Also be sure to ask how Connect(SM), our new web-based, single sign-on platform can help you go paperless.

Visit us at www.bnymellon.com

Account Overview



Percent of all Investments	Asset Classification	Market Value
100%	CASH AND SHORT TERM	4,547,620.77
100%	TOTAL OF ALL INVESTMENTS	4,547,620.77

Summary of Assets Held

Asset Classification	Market Value	Cost	Accrued Income	Est Annual Income	Market Yield
CASH AND SHORT TERM	4,547,620.77	4,547,620.77	0.00	0.00	0.00%
ACCOUNT TOTALS	4,547,620.77	4,547,620.77	0.00	0.00	0.00%

Summary of Cash Transactions

Transaction Category	Current Period			Year-to-Date	
	Income	Principal	Realized Gains/Losses	Income	Principal
OPENING BALANCE	0.00	0.00		0.00	0.00
DIVIDENDS	309.45	0.00	0.00	309.45	0.00
SALES AND REDEMPTIONS	0.00	2,119,650.86 -	0.00	0.00	2,119,650.86
OTHER CASH ADDITIONS	0.00	450,309.45	0.00	0.00	450,309.45
OTHER CASH DISBURSEMENTS	309.45 -	2,119,650.86 -	0.00	309.45 -	2,119,650.86 -
PURCHASES	0.00	450,309.45 -	0.00	0.00	450,309.45 -
CLOSING BALANCE	0.00	0.00	0.00	0.00	0.00

The above cash transactions summary is provided for information purposes only and may not reflect actual taxable income or deductible expenses as reportable under the Internal Revenue Code.

000264 XBNEF401 005650

5
9 0000
m
1 PDS
9 93292



BNY MELLON

The Bank of New York Mellon Trust Company, N.A.

Statement Period 01/01/2016 Through 01/31/2016
Account 112605
KCWA INFRASTRUCTURE ACCT

Statement of Assets Held

Shares / Par Value	Asset Description	Market Price Average Cost	Market Value Cost	Accrued Income Est Annual Income	Market Yield
CASH AND SHORT TERM					
4,547,620.770	FIDELITY INSTL MMKT GOVT 57	1.00000	4,547,620.77	0.00	0.00%
	CUSIP: X9USDFIIN	1.00000	4,547,620.77	0.00	0.00%
	Total CASH AND SHORT TERM		4,547,620.77	0.00	0.00%
ACCOUNT TOTALS			4,547,620.77	0.00	0.00%
Total Market Value Plus Total Accrued Income 4,547,620.77			4,547,620.77	0.00	0.00%

Statement of Transactions

Transaction Date	Transaction Description	Income	Principal	Cost	Realized Gains/Losses
01/01/16	OPENING BALANCE	0.00	0.00	6,216,962.18	
01/05/16	Dividend FIDELITY INSTL MMKT GOVT 57 TRADE DATE 01/05/16 SET/DATE 01/05/16 CUSIP X9USDFIIN 309.45 SHARES	309.45	0.00	0.00	0.00
01/05/16	Cash Credit CW00005528: SWP FRM 1126058401	0.00	309.45	0.00	0.00
01/05/16	Cash Debit CW00005528: SWP TO 1126058400	309.45 -	0.00	0.00	0.00
01/05/16	DAILY ENDING BALANCE	0.00	309.45	6,216,962.18	0.00
01/06/16	Purchase FIDELITY INSTL MMKT GOVT 57 TRADE DATE 01/06/16 SET/DATE 01/06/16 CUSIP X9USDFIIN 309.45 SHARES	0.00	309.45 -	309.45	0.00
01/06/16	DAILY ENDING BALANCE	0.00	0.00	6,217,271.63	0.00
01/12/16	Sale FIDELITY INSTL MMKT GOVT 57 TRADE DATE 01/12/16 SET/DATE 01/12/16 CUSIP X9USDFIIN 620,519.91 SHARES	0.00	620,519.91	620,519.91 -	0.00
01/12/16	Cash Debit CHEQUE NUMBER:0010081776 BOYLE AND FOGARTY PAYMENT ON BEHALF OF KCWA IFR 2014B 281 APPLICATION 9 CSD:01/12/16	0.00	51,241.67 -	0.00	0.00
01/12/16	Cash Debit CHEQUE NUMBER:0010081775 BOYLE AND FOGARTY PAYMENT ON BEHALF OF KCWA IFR 2014A 280 APPLICATION 9 CSD:01/12/16	0.00	569,278.24 -	0.00	0.00
01/12/16	DAILY ENDING BALANCE	0.00	0.00	5,596,751.72	0.00
01/13/16	Sale FIDELITY INSTL MMKT GOVT 57 TRADE DATE 01/13/16 SET/DATE 01/13/16 CUSIP X9USDFIIN 1,113,655.25 SHARES	0.00	1,113,655.25	1,113,655.25 -	0.00
01/13/16	Cash Debit REIMBURSE REVENUE ACCOUNT FOR IFR EXPENSES FROM 06/01/2015 TO 12/31/2015	0.00	1,113,655.25 -	0.00	0.00
01/13/16	DAILY ENDING BALANCE	0.00	0.00	4,483,096.47	0.00
01/25/16	Sale FIDELITY INSTL MMKT GOVT 57 TRADE DATE 01/25/16 SET/DATE 01/25/16 CUSIP X9USDFIIN 385,475.70 SHARES	0.00	385,475.70	385,475.70 -	0.00



BNY MELLON

The Bank of New York Mellon Trust Company, N.A.

Statement Period 01/01/2016 Through 01/31/2016
Account 112605
KCWA INFRASTRUCTURE ACCT

Statement of Transactions - Continued

000264 XBNEF401 005651

Transaction Date	Transaction Description	Income	Principal	Cost	Realized Gains/Losses
01/25/16	Cash Debit CHEQUE NUMBER:0010083681 BOYLE AND FOGARTY PAYMENT ON BEHALF KCWA IFR 2014B (2810) APPLICATION 10 CSD:01/25/16	0.00	319,569.64 -	0.00	0.00
01/25/16	Cash Debit CHEQUE NUMBER:0010083676 BOYLE AND FOGARTY PAYMENT ON BEHALF OF KCWA IFR 2014A (280) APPLICATION 10CSD:01/25/16	0.00	65,906.06 -	0.00	0.00
01/25/16	DAILY ENDING BALANCE	0.00	0.00	4,097,620.77	0.00
01/29/16	Purchase FIDELITY INSTL MMKT GOVT 57 TRADE DATE 01/29/16 SET/DATE 01/29/16 CUSIP X9USDFIIN 450,000.00 SHARES	0.00	450,000.00 -	450,000.00	0.00
01/29/16	Cash Credit CREDIT FROM REVENUE FUND TO INFRASTRUCTU RE FUND FOR MONTHLY FLOW OF FUNDS	0.00	450,000.00	0.00	0.00
01/29/16	DAILY ENDING BALANCE	0.00	0.00	4,547,620.77	0.00
01/31/16	CLOSING BALANCE	0.00	0.00	4,547,620.77	0.00

Cumulative realized capital gain and loss position from 12/31/2015 for securities held in principal of account:

Short Term: 0.00 * Long Term: 0.00 *

The above gain and loss position does not include transactions where tax cost information is incomplete or unavailable.

Cash and securities set forth on this Account Statement are held by The Bank of New York Mellon, an affiliate of The Bank of New York Mellon Trust Company, N.A. In addition, The Bank of New York Mellon Trust Company, N.A. may utilize subsidiaries and affiliates to provide services and certain products to the Account. Subsidiaries and affiliates may be compensated for their services and products.

The value of securities set forth on this Account Statement are obtained by The Bank of New York Mellon Trust Company, N.A., from its affiliate, The Bank of New York Mellon which determines such values for Corporate Trust on the basis of market prices and information obtained by The Bank of New York Mellon from unaffiliated third parties (including independent pricing vendors) ("third party pricing services"). The Bank of New York Mellon has not verified such market values or information and makes no assurances as to the accuracy or correctness of such market values or information or that the market values set forth on this Account Statement reflect the value of the securities that can be realized upon the sale of such securities. In addition, the market values for the securities set forth in this Account Statement may differ from the market prices and information for the same securities used by other business units of The Bank of New York Mellon Trust Company, N.A., The Bank of New York Mellon or their respective subsidiaries or affiliates based upon market prices and information received from other third party pricing services utilized by such other business units. Corporate Trust does not compare its market values with those used by, or reconcile different market values used by, other business units of The Bank of New York Mellon Trust Company, N.A., The Bank of New York Mellon or their respective subsidiaries or affiliates. Neither The Bank of New York Mellon Trust Company, N.A. nor The Bank of New York Mellon shall be liable for any loss, damage or expense incurred as a result of or arising from or related to the market values or information provided by third party pricing services or the differences in market prices or information provided by other third party pricing services.

9 0000
M
1 PD3
5 93293

This Page Intentionally Blank



BNY MELLON

The Bank of New York Mellon Trust Company, N.A.

KENT COUNTY WATER AUTHORITY
ATTN: FINANCE DIRECTOR
1072 MAIN STREET
WEST WARWICK, RI 02893-3724

Account Statement

Statement Period 01/01/2016 Through 01/31/2016


Account 112606
KCWA OPER & MAIN RESERVE ACCT

CLIENT SERVICE MANAGER: SUSAN CALISE
135 SANTILLI HIGHWAY AIM: 026-0018
EVERETT, MA 02149
617-382-5217
SUSAN.CALISE@BNYMELLON.COM

Go Paperless. Securely access your account online to view your statements. Ask your BNY Mellon contact how we can help you access your accounts, enter your own transactions or submit an audit confirmation online. Also be sure to ask how Connect(SM), our new web-based, single sign-on platform can help you go paperless.

Visit us at www.bnymellon.com

Account Overview



Percent of all Investments	Asset Classification	Market Value
100%	CASH AND SHORT TERM	2,638,548.50
100%	TOTAL OF ALL INVESTMENTS	2,638,548.50

Summary of Assets Held

Asset Classification	Market Value	Cost	Accrued Income	Est Annual Income	Market Yield
CASH AND SHORT TERM	2,638,548.50	2,638,548.50	0.00	0.00	0.00%
ACCOUNT TOTALS	2,638,548.50	2,638,548.50	0.00	0.00	0.00%

Summary of Cash Transactions

Transaction Category	Current Period			Year-to-Date	
	Income	Principal	Realized Gains/Losses	Income	Principal
OPENING BALANCE	0.00	0.00		0.00	0.00
DIVIDENDS	139.39	0.00	0.00	139.39	0.00
OTHER CASH ADDITIONS	0.00	139.39	0.00	0.00	139.39
OTHER CASH DISBURSEMENTS	139.39 -	0.00	0.00	139.39 -	0.00
PURCHASES	0.00	139.39 -	0.00	0.00	139.39 -
CLOSING BALANCE	0.00	0.00	0.00	0.00	0.00

The above cash transactions summary is provided for information purposes only and may not reflect actual taxable income or deductible expenses as reportable under the Internal Revenue Code.

000264 XENEF401 005652

5
0000
M
1 P28
9 93294



BNY MELLON

The Bank of New York Mellon Trust Company, N.A.

Statement Period 01/01/2016 Through 01/31/2016
Account 112606
KCWA OPER & MAIN RESERVE ACCT

Statement of Assets Held

Shares / Par Value	Asset Description	Market Price Average Cost	Market Value Cost	Accrued Income Est Annual Income	Market Yield
CASH AND SHORT TERM					
2,638,548.50	FIDELITY INSTL MMKT GOVT 57 CUSIP: X9USDFIIN	1.00000 1.00000	2,638,548.50 2,638,548.50	0.00 0.00	0.00% 0.00%
Total CASH AND SHORT TERM			2,638,548.50	0.00	0.00%
ACCOUNT TOTALS			2,638,548.50	0.00	0.00%
Total Market Value Plus Total Accrued Income 2,638,548.50					

Statement of Transactions

Transaction Date	Transaction Description	Income	Principal	Cost	Realized Gains/Losses
01/01/16	OPENING BALANCE	0.00	0.00	2,638,409.11	
01/05/16	Dividend FIDELITY INSTL MMKT GOVT 57 TRADE DATE 01/05/16 SET/DATE 01/05/16 CUSIP X9USDFIIN 139.39 SHARES	139.39	0.00	0.00	0.00
01/05/16	Cash Credit CW00005529: SWP FRM 1126068401	0.00	139.39	0.00	0.00
01/05/16	Cash Debit CW00005529: SWP TO 1126068400	139.39 -	0.00	0.00	0.00
01/05/16	DAILY ENDING BALANCE	0.00	139.39	2,638,409.11	0.00
01/06/16	Purchase FIDELITY INSTL MMKT GOVT 57 TRADE DATE 01/06/16 SET/DATE 01/06/16 CUSIP X9USDFIIN 139.39 SHARES	0.00	139.39 -	139.39	0.00
01/06/16	DAILY ENDING BALANCE	0.00	0.00	2,638,548.50	0.00
01/31/16	CLOSING BALANCE	0.00	0.00	2,638,548.50	0.00

Cumulative realized capital gain and loss position from 12/31/2015 for securities held in principal of account:

Short Term: 0.00 * Long Term: 0.00 *

* The above gain and loss position does not include transactions where tax cost information is incomplete or unavailable.

Cash and securities set forth on this Account Statement are held by The Bank of New York Mellon, an affiliate of The Bank of New York Mellon Trust Company, N.A. In addition, The Bank of New York Mellon Trust Company, N.A. may utilize subsidiaries and affiliates to provide services and certain products to the Account. Subsidiaries and affiliates may be compensated for their services and products.

The value of securities set forth on this Account Statement are obtained by The Bank of New York Mellon Trust Company, N.A., from its affiliate, The Bank of New York Mellon which determines such values for Corporate Trust on the basis of market prices and information obtained by The Bank of New York Mellon from unaffiliated third parties (including independent pricing vendors) ("third party pricing services"). The Bank of New York Mellon has not verified such market values or information and makes no assurances as to the accuracy or correctness of such market values or information or that the market values set forth on this Account Statement reflect the value of the securities that can be realized upon the sale of such securities. In addition, the market values for the securities set forth in this Account Statement may differ from the market prices and information for the same securities used by other business units of The Bank of New York Mellon Trust Company, N.A., The Bank of New York Mellon or their respective subsidiaries or affiliates based upon market prices and information received from other third party pricing services utilized by such other business units. Corporate Trust does not compare its market values with those used by, or reconcile different market values used by, other business units of The Bank of New York Mellon Trust Company, N.A., The Bank of New York Mellon or their respective subsidiaries or affiliates. Neither The Bank of New York Mellon Trust Company, N.A. nor The Bank of New York Mellon shall be liable for any loss, damage or expense incurred as a result of or arising from or related to the market values or information provided by third party pricing services or the differences in market prices or information provided by other third party pricing services.



BNY MELLON

The Bank of New York Mellon Trust Company, N.A.

KENT COUNTY WATER AUTHORITY
ATTN: FINANCE DIRECTOR
1072 MAIN STREET
WEST WARWICK, RI 02893-3724

Account Statement

Statement Period 01/01/2016 Through 01/31/2016

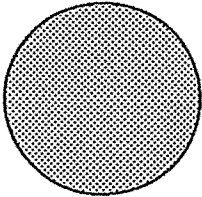
Account 112612
KCWA DEBT SERVICE SAVINGS (2004)

CLIENT SERVICE MANAGER: SUSAN CALISE
135 SANTILLI HIGHWAY AIM: 026-0018
EVERETT, MA 02149
617-382-5217
SUSAN.CALISE@BNYMELLON.COM

Go Paperless. Securely access your account online to view your statements. Ask your BNY Mellon contact how we can help you access your accounts, enter your own transactions or submit an audit confirmation online. Also be sure to ask how Connect(SM), our new web-based, single sign-on platform can help you go paperless.

Visit us at www.bnymellon.com

Account Overview



Percent of all Investments	Asset Classification	Market Value
100%	CASH AND SHORT TERM	1,900,817.68
100%	TOTAL OF ALL INVESTMENTS	1,900,817.68

Summary of Assets Held

Asset Classification	Market Value	Cost	Accrued Income	Est Annual Income	Market Yield
CASH AND SHORT TERM	1,900,817.68	1,900,817.68	0.00	0.00	0.00%
ACCOUNT TOTALS	1,900,817.68	1,900,817.68	0.00	0.00	0.00%

Summary of Cash Transactions

Transaction Category	Current Period			Year-to-Date	
	Income	Principal	Realized Gains/Losses	Income	Principal
OPENING BALANCE	0.00	0.00		0.00	0.00
DIVIDENDS	91.51	0.00	0.00	91.51	0.00
OTHER CASH ADDITIONS	0.00	93,091.51	0.00	0.00	93,091.51
OTHER CASH DISBURSEMENTS	91.51 -	0.00	0.00	91.51 -	0.00
PURCHASES	0.00	93,091.51 -	0.00	0.00	93,091.51 -
CLOSING BALANCE	0.00	0.00	0.00	0.00	0.00

The above cash transactions summary is provided for information purposes only and may not reflect actual taxable income or deductible expenses as reportable under the Internal Revenue Code.

000264 XENEF401 005653

0
0.0000
M
1 PD3
\$ 93,295



BNY MELLON

The Bank of New York Mellon Trust Company, N.A.

Statement Period 01/01/2016 Through 01/31/2016

Account 112612

KCWA DEBT SERVICE SAVINGS (2004)

Statement of Assets Held

Shares / Par Value	Asset Description	Market Price Average Cost	Market Value Cost	Accrued Income Est Annual Income	Market Yield
CASH AND SHORT TERM					
1,900,817.680	FIDELITY INSTL MMKT GOVT 57 CUSIP: X9USDFIIN	1.00000 1.00000	1,900,817.68 1,900,817.68	0.00 0.00	0.00% 0.00%
Total CASH AND SHORT TERM			1,900,817.68	0.00	0.00%
ACCOUNT TOTALS			1,900,817.68	0.00	0.00%
Total Market Value Plus Total Accrued Income 1,900,817.68					

Statement of Transactions

Transaction Date	Transaction Description	Income	Principal	Cost	Realized Gains/Losses
01/01/16	OPENING BALANCE	0.00	0.00	1,807,726.17	
01/05/16	Dividend FIDELITY INSTL MMKT GOVT 57 TRADE DATE 01/05/16 SET/DATE 01/05/16 CUSIP X9USDFIIN 91.51 SHARES	91.51	0.00	0.00	0.00
01/05/16	Cash Credit CW00005530: SWP FRM 1126128401	0.00	91.51	0.00	0.00
01/05/16	Cash Debit CW00005530: SWP TO 1126128400	91.51 -	0.00	0.00	0.00
01/05/16	DAILY ENDING BALANCE	0.00	91.51	1,807,726.17	0.00
01/06/16	Purchase FIDELITY INSTL MMKT GOVT 57 TRADE DATE 01/06/16 SET/DATE 01/06/16 CUSIP X9USDFIIN 91.51 SHARES	0.00	91.51 -	91.51	0.00
01/06/16	DAILY ENDING BALANCE	0.00	0.00	1,807,817.68	0.00
01/29/16	Purchase FIDELITY INSTL MMKT GOVT 57 TRADE DATE 01/29/16 SET/DATE 01/29/16 CUSIP X9USDFIIN 93,000.00 SHARES	0.00	93,000.00 -	93,000.00	0.00
01/29/16	Cash Credit CREDIT FROM REVENUE FUND TO DS SAVINGS FUND FOR MONTHLY FLOW OF FUNDS	0.00	93,000.00	0.00	0.00
01/29/16	DAILY ENDING BALANCE	0.00	0.00	1,900,817.68	0.00
01/31/16	CLOSING BALANCE	0.00	0.00	1,900,817.68	0.00

Cumulative realized capital gain and loss position from 12/31/2015 for securities held in principal of account:

Short Term: 0.00 * Long Term: 0.00 *

* The above gain and loss position does not include transactions where tax cost information is incomplete or unavailable.

Cash and securities set forth on this Account Statement are held by The Bank of New York Mellon, an affiliate of The Bank of New York Mellon Trust Company, N.A. In addition, The Bank of New York Mellon Trust Company, N.A. may utilize subsidiaries and affiliates to provide services and certain products to the Account. Subsidiaries and affiliates may be compensated for their services and products.

The value of securities set forth on this Account Statement are obtained by The Bank of New York Mellon Trust Company, N.A., from its affiliate, The Bank of New York Mellon which determines such values for Corporate Trust on the basis of market prices and information obtained by The Bank of New York Mellon from unaffiliated third parties (including independent pricing vendors) ("third party pricing services"). The Bank of New York Mellon has not verified such market values or information and makes no assurances as to the accuracy or correctness of such market values or information or that the market values set forth on this Account Statement reflect the value of the securities that can be realized upon the sale of such securities. In addition, the market values for the securities set forth in this Account Statement may differ from the market prices and information for the same securities used by other business units of The Bank of New York Mellon Trust Company, N.A., The Bank of New York Mellon or their respective subsidiaries or affiliates based upon market prices and information received from other third party pricing services utilized by such other business units. Corporate Trust does not compare its market values with those used by, or reconcile different market values used by, other business units of The Bank of New York Mellon Trust Company, N.A., The Bank of New York Mellon or their respective subsidiaries or affiliates. Neither The Bank of New York Mellon Trust Company, N.A. nor The Bank of New York Mellon shall be liable for any loss, damage or expense incurred as a result of or arising from or related to the market values or information provided by third party pricing services or the differences in market prices or information provided by other third party pricing services.



BNY MELLON

The Bank of New York Mellon Trust Company, N.A.

KENT COUNTY WATER AUTHORITY
ATTN: FINANCE DIRECTOR
1072 MAIN STREET
WEST WARWICK, RI 02893-3724

Account Statement

Statement Period 01/01/2016 Through 01/31/2016

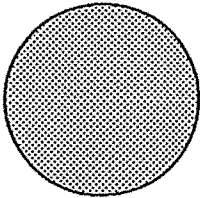
Account 112613
KCWA SER 2004A DEBT SERV RESRV

CLIENT SERVICE MANAGER: SUSAN CALISE
135 SANTILLI HIGHWAY AIM: 026-0018
EVERETT, MA 02149
617-382-5217
SUSAN.CALISE@BNYMELLON.COM

Go Paperless. Securely access your account online to view your statements. Ask your BNY Mellon contact how we can help you access your accounts, enter your own transactions or submit an audit confirmation online. Also be sure to ask how Connect(SM), our new web-based, single sign-on platform can help you go paperless.

Visit us at www.bnymellon.com

Account Overview



Percent of all Investments	Asset Classification	Market Value
100%	CASH AND SHORT TERM	1.12
100%	TOTAL OF ALL INVESTMENTS	1.12

Summary of Assets Held

Asset Classification	Market Value	Cost	Accrued Income	Est Annual Income	Market Yield
CASH AND SHORT TERM	1.12	1.12	0.00	0.00	0.00%
ACCOUNT TOTALS	1.12	1.12	0.00	0.00	0.00%

Summary of Cash Transactions

Transaction Category	Current Period			Year-to-Date	
	Income	Principal	Realized Gains/Losses	Income	Principal
OPENING BALANCE	0.00	0.00		0.00	0.00
CLOSING BALANCE	0.00	0.00	0.00	0.00	0.00

The above cash transactions summary is provided for information purposes only and may not reflect actual taxable income or deductible expenses as reportable under the Internal Revenue Code.

000264 XBNEFA01 005654

C 0000 M 1 P03 93296



BNY MELLON

The Bank of New York Mellon Trust Company, N.A.

Statement Period 01/01/2016 Through 01/31/2016

Account 112613

KCWA SER 2004A DEBT SERV RESRV

Statement of Assets Held

Shares / Par Value	Asset Description	Market Price Average Cost	Market Value Cost	Accrued Income Est Annual Income	Market Yield
CASH AND SHORT TERM					
1.120	FIDELITY INSTL MMKT GOVT 57 CUSIP: X9USDFI1N	1.00000 1.00000	1.12 1.12	0.00 0.00	0.00% 0.00%
Total CASH AND SHORT TERM			1.12	0.00	0.00%
ACCOUNT TOTALS			1.12	0.00	0.00%
Total Market Value Plus Total Accrued Income			1.12	0.00	

Statement of Transactions

Transaction Date	Transaction Description	Income	Principal	Cost	Realized Gains/Losses
No Transactions This Period					

Cash and securities set forth on this Account Statement are held by The Bank of New York Mellon, an affiliate of The Bank of New York Mellon Trust Company, N.A. In addition, The Bank of New York Mellon Trust Company, N.A. may utilize subsidiaries and affiliates to provide services and certain products to the Account. Subsidiaries and affiliates may be compensated for their services and products.

The value of securities set forth on this Account Statement are obtained by The Bank of New York Mellon Trust Company, N.A., from its affiliate, The Bank of New York Mellon which determines such values for Corporate Trust on the basis of market prices and information obtained by The Bank of New York Mellon from unaffiliated third parties (including independent pricing vendors) ("third party pricing services"). The Bank of New York Mellon has not verified such market values or information and makes no assurances as to the accuracy or correctness of such market values or information or that the market values set forth on this Account Statement reflect the value of the securities that can be realized upon the sale of such securities. In addition, the market values for the securities set forth in this Account Statement may differ from the market prices and information for the same securities used by other business units of The Bank of New York Mellon Trust Company, N.A., The Bank of New York Mellon or their respective subsidiaries or affiliates based upon market prices and information received from other third party pricing services utilized by such other business units. Corporate Trust does not compare its market values with those used by, or reconcile different market values used by, other business units of The Bank of New York Mellon Trust Company, N.A., The Bank of New York Mellon or their respective subsidiaries or affiliates. Neither The Bank of New York Mellon Trust Company, N.A. nor The Bank of New York Mellon shall be liable for any loss, damage or expense incurred as a result of or arising from or related to the market values or information provided by third party pricing services or the differences in market prices or information provided by other third party pricing services.



BNY MELLON

The Bank of New York Mellon Trust Company, N.A.

WENT COUNTY WATER AUTHORITY
ATTN: FINANCE DIRECTOR
1072 MAIN STREET
WEST WARWICK, RI 02893-3724

Account Statement

Statement Period 01/01/2016 Through 01/31/2016

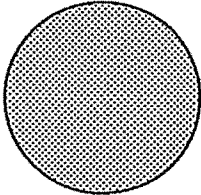
Account 667674
KCWA RENEWAL/REPLACEMENT A/C (PUC - 1)
MISC GSP / IMMS KCWA
RENEWAL/REPLACEMENT A/C (PUC-1)

CLIENT SERVICE MANAGER: SUSAN CALISE
135 SANTILLI HIGHWAY AIM: 026-0018
EVERETT, MA 02149
617-382-5217
SUSAN.CALISE@BNYMELLON.COM

Go Paperless. Securely access your account online to view your statements. Ask your BNY Mellon contact how we can help you access your accounts, enter your own transactions or submit an audit confirmation online. Also be sure to ask how Connect(SM), our new web-based, single sign-on platform can help you go paperless.

Visit us at www.bnymellon.com

Account Overview



Percent of all Investments	Asset Classification	Market Value
100% ☉	CASH AND SHORT TERM	1,200,549.00
100%	TOTAL OF ALL INVESTMENTS	1,200,549.00

Summary of Assets Held

Asset Classification	Market Value	Cost	Accrued Income	Est Annual Income	Market Yield
CASH AND SHORT TERM	1,200,549.00	1,200,549.00	0.00	0.00	0.00%
ACCOUNT TOTALS	1,200,549.00	1,200,549.00	0.00	0.00	0.00%

Summary of Cash Transactions

Transaction Category	Current Period			Year-to-Date	
	Income	Principal	Realized Gains/Losses	Income	Principal
OPENING BALANCE	0.00	0.00		0.00	0.00
OTHER CASH ADDITIONS	0.00	1,200,549.00	0.00	0.00	1,200,549.00
CLOSING BALANCE	0.00	1,200,549.00	0.00	0.00	1,200,549.00

The above cash transactions summary is provided for information purposes only and may not reflect actual taxable income or deductible expenses as reportable under the Internal Revenue Code.

000264 XBENEF401 005655



BNY MELLON

The Bank of New York Mellon Trust Company, N.A.

Statement Period 01/01/2016 Through 01/31/2016

Account 667674

KCWA RENEWAL/REPLACEMENT A/C (PUC-1)

Statement of Assets Held

Shares / Par Value	Asset Description	Market Price Average Cost	Market Value Cost	Accrued Income Est Annual Income	Market Yield
CASH AND SHORT TERM					
	CASH BALANCE	0.00000	1,200,549.00	0.00	0.00%
		0.00000	1,200,549.00	0.00	
Total CASH AND SHORT TERM			1,200,549.00	0.00	0.00%
			1,200,549.00	0.00	
ACCOUNT TOTALS			1,200,549.00	0.00	0.00%
			1,200,549.00	0.00	
Total Market Value Plus Total Accrued Income 1,200,549.00					

Statement of Transactions

Transaction Date	Transaction Description	Income	Principal	Cost	Realized Gains/Losses
01/01/16	OPENING BALANCE	0.00	0.00	0.00	
01/13/16	Cash Credit DR PTY:CORPORATE DEPT OPERATIONS DETAIL:TRANSFER TO MOVE FUNDS ALLOTTED DETAIL:IN RATES FOR BOND COVENANTS	0.00	1,200,549.00	0.00	0.00
01/13/16	DAILY ENDING BALANCE	0.00	1,200,549.00	0.00	0.00
01/31/16	CLOSING BALANCE	0.00	1,200,549.00	0.00	0.00

Cumulative realized capital gain and loss position from 12/31/2015 for securities held in principal of account:

Short Term: 0.00 * Long Term: 0.00 *

* The above gain and loss position does not include transactions where tax cost information is incomplete or unavailable.

Cash and securities set forth on this Account Statement are held by The Bank of New York Mellon, an affiliate of The Bank of New York Mellon Trust Company, N.A. In addition, The Bank of New York Mellon Trust Company, N.A. may utilize subsidiaries and affiliates to provide services and certain products to the Account. Subsidiaries and affiliates may be compensated for their services and products.

The value of securities set forth on this Account Statement are obtained by The Bank of New York Mellon Trust Company, N.A., from its affiliate, The Bank of New York Mellon which determines such values for Corporate Trust on the basis of market prices and information obtained by The Bank of New York Mellon from unaffiliated third parties (including independent pricing vendors) ("third party pricing services"). The Bank of New York Mellon has not verified such market values or information and makes no assurances as to the accuracy or correctness of such market values or information or that the market values set forth on this Account Statement reflect the value of the securities that can be realized upon the sale of such securities. In addition, the market values for the securities set forth in this Account Statement may differ from the market prices and information for the same securities used by other business units of The Bank of New York Mellon Trust Company, N.A., The Bank of New York Mellon or their respective subsidiaries or affiliates based upon market prices and information received from other third party pricing services utilized by such other business units. Corporate Trust does not compare its market values with those used by, or reconcile different market values used by, other business units of The Bank of New York Mellon Trust Company, N.A., The Bank of New York Mellon or their respective subsidiaries or affiliates. Neither The Bank of New York Mellon Trust Company, N.A. nor The Bank of New York Mellon shall be liable for any loss, damage or expense incurred as a result of or arising from or related to the market values or information provided by third party pricing services or the differences in market prices or information provided by other third party pricing services.



BNY MELLON

The Bank of New York Mellon Trust Company, N.A.

KENT COUNTY WATER AUTHORITY
ATTN: FINANCE DIRECTOR
1072 MAIN STREET
WEST WARWICK, RI 02893-3724

Account Statement

Statement Period 01/01/2016 Through 01/31/2016

Account 667675
KCWA RENEWAL/REPLACEMENT A/C (PUC - 1)
MISC GSP / IMMS KCWA
RENEWAL/REPLACEMENT A/C (PUC - 2)

CLIENT SERVICE MANAGER: SUSAN CALISE
135 SANTILLI HIGHWAY AIM: 026-0018
EVERETT, MA 02149
617-382-5217
SUSAN.CALISE@BNYMELLON.COM

Go Paperless. Securely access your account online to view your statements. Ask your BNY Mellon contact how we can help you access your accounts, enter your own transactions or submit an audit confirmation online. Also be sure to ask how Connect(SM), our new web-based, single sign-on platform can help you go paperless.

Visit us at www.bnymellon.com

Summary of Assets Held

Asset Classification	Market Value	Cost	Accrued Income	Est Annual Income	Market Yield
No Assets Held					

Summary of Cash Transactions

Transaction Category	Current Period			Year-to-Date	
	Income	Principal	Realized Gains/Losses	Income	Principal
OPENING BALANCE	0.00	0.00		0.00	0.00
CLOSING BALANCE	0.00	0.00	0.00	0.00	0.00

The above cash transactions summary is provided for information purposes only and may not reflect actual taxable income or deductible expenses as reportable under the Internal Revenue Code.

000264 XBNEF401 005656

5 93298



BNY MELLON

The Bank of New York Mellon Trust Company, N.A.

Statement Period 01/01/2016 Through 01/31/2016

Account 667675

KCWA RENEWAL/REPLACEMENT A/C (PUC-2)

Cash and securities set forth on this Account Statement are held by The Bank of New York Mellon, an affiliate of The Bank of New York Mellon Trust Company, N.A. In addition, The Bank of New York Mellon Trust Company, N.A. may utilize subsidiaries and affiliates to provide services and certain products to the Account. Subsidiaries and affiliates may be compensated for their services and products.

The value of securities set forth on this Account Statement are obtained by The Bank of New York Mellon Trust Company, N.A., from its affiliate, The Bank of New York Mellon which determines such values for Corporate Trust on the basis of market prices and information obtained by The Bank of New York Mellon from unaffiliated third parties (including independent pricing vendors) ("third party pricing services"). The Bank of New York Mellon has not verified such market values or information and makes no assurances as to the accuracy or correctness of such market values or information or that the market values set forth on this Account Statement reflect the value of the securities that can be realized upon the sale of such securities. In addition, the market values for the securities set forth in this Account Statement may differ from the market prices and information for the same securities used by other business units of The Bank of New York Mellon Trust Company, N.A., The Bank of New York Mellon or their respective subsidiaries or affiliates based upon market prices and information received from other third party pricing services utilized by such other business units. Corporate Trust does not compare its market values with those used by, or reconcile different market values used by, other business units of The Bank of New York Mellon Trust Company, N.A., The Bank of New York Mellon or their respective subsidiaries or affiliates. Neither The Bank of New York Mellon Trust Company, N.A. nor The Bank of New York Mellon shall be liable for any loss, damage or expense incurred as a result of or arising from or related to the market values or information provided by third party pricing services or the differences in market prices or information provided by other third party pricing services.

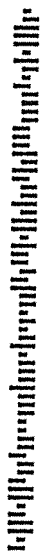
9 0000 1 PLUS 5 53/2016



January 31, 2016



BNY MELLON



00003670 02 AB 0.413 02 TR 00021 XBNE401 000000
KENT COUNTY WATER AUTHORITY
ATTN: FINANCE DIRECTOR
1072 MAIN STREET
WEST WARWICK, RI 02893

Envelope Contents

Account Information	Number of Pages	Starting Page Number	Account Information	Number of Pages	Starting Page Number
KCWA SER 2012 DSR FUND 853023	2	1 of 10			
KCWA SER 2012 DEBT SERVICE FD 853024	4	3 of 10			
KCWA SER 2012 PJCT FD COI AC 853025	2	7 of 10			
KCWA DEBT SERVICE SAVINGS CIP 853026	2	9 of 10			

This Page Intentionally Blank



BNY MELLON

The Bank of New York Mellon Trust Company, N.A.

KENT COUNTY WATER AUTHORITY
ATTN: FINANCE DIRECTOR
1072 MAIN STREET
WEST WARWICK, RI 02893

Account Statement

Statement Period 01/01/2016 Through 01/31/2016

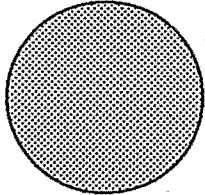
Account 853023
KENT COUNTY WATER AUTHORITY GENERAL
REFUNDING REVENUE BONDS 2012 SERIES A
(853023)

CLIENT SERVICE MANAGER: SUSAN CALISE
135 SANTILLI HIGHWAY AIM: 026-0018
EVERETT, MA 02149
617-382-5217
SUSAN.CALISE@BNYMELLON.COM

Go Paperless. Securely access your account online to view your statements. Ask your BNY Mellon contact how we can help you access your accounts, enter your own transactions or submit an audit confirmation online. Also be sure to ask how Connect(SM), our new web-based, single sign-on platform can help you go paperless.

Visit us at www.bnymellon.com

Account Overview



Percent of all Investments	Asset Classification	Market Value
100%	CASH AND SHORT TERM	1,799,370.66
100%	TOTAL OF ALL INVESTMENTS	1,799,370.66

Summary of Assets Held

Asset Classification	Market Value	Cost	Accrued Income	Est Annual Income	Market Yield
CASH AND SHORT TERM	1,799,370.66	1,799,370.66	0.00	0.00	0.00%
ACCOUNT TOTALS	1,799,370.66	1,799,370.66	0.00	0.00	0.00%

Summary of Cash Transactions

Transaction Category	Current Period			Year-to-Date	
	Income	Principal	Realized Gains/Losses	Income	Principal
OPENING BALANCE	0.00	0.00		0.00	0.00
DIVIDENDS	95.07	0.00	0.00	95.07	0.00
PURCHASES	95.07 -	0.00	0.00	95.07 -	0.00
CLOSING BALANCE	0.00	0.00	0.00	0.00	0.00

The above cash transactions summary is provided for information purposes only and may not reflect actual taxable income or deductible expenses as reportable under the Internal Revenue Code.

003670 XBENED401 012370

5
9.0000
M
1 PDS
S
93.300



BNY MELLON

The Bank of New York Mellon Trust Company, N.A.

Statement Period 01/01/2016 Through 01/31/2016
Account 853023
KCWA SER 2012 DSR FUND

Statement of Assets Held

Shares / Par Value	Asset Description	Market Price Average Cost	Market Value Cost	Accrued Income Est Annual Income	Market Yield
CASH AND SHORT TERM					
274.470	FIDELITY INSTL MMKT GOVT 57	1.00000	274.47	0.00	0.00%
	CUSIP: X9USDFIIN	1.00000	274.47	0.00	
1,799,096.190	FIDELITY INSTL MMKT GOVT 57	1.00000	1,799,096.19	0.00	0.00%
	CUSIP: X9USDFIIN	1.00000	1,799,096.19	0.00	
Total CASH AND SHORT TERM			1,799,370.66	0.00	0.00%
ACCOUNT TOTALS			1,799,370.66	0.00	0.00%
Total Market Value Plus Total Accrued Income 1,799,370.66			1,799,370.66	0.00	

Statement of Transactions

Transaction Date	Transaction Description	Income	Principal	Cost	Realized Gains/Losses
01/01/16	OPENING BALANCE	0.00	0.00	1,799,275.59	
01/05/16	Purchase FIDELITY INSTL MMKT GOVT 57 TRADE DATE 01/05/16 SET/DATE 01/05/16 CUSIP X9USDFIIN 95.07 SHARES	95.07	0.00	95.07	0.00
01/05/16	Dividend FIDELITY INSTL MMKT GOVT 57 TRADE DATE 01/05/16 SET/DATE 01/05/16 CUSIP X9USDFIIN 95.07 SHARES	95.07	0.00	0.00	0.00
01/05/16	DAILY ENDING BALANCE	0.00	0.00	1,799,370.66	0.00
01/31/16	CLOSING BALANCE	0.00	0.00	1,799,370.66	0.00

Cumulative realized capital gain and loss position from 12/31/2015 for securities held in principal of account:

Short Term: 0.00 * Long Term: 0.00 *

* The above gain and loss position does not include transactions where tax cost information is incomplete or unavailable.

Cash and securities set forth on this Account Statement are held by The Bank of New York Mellon, an affiliate of The Bank of New York Mellon Trust Company, N.A. In addition, The Bank of New York Mellon Trust Company, N.A. may utilize subsidiaries and affiliates to provide services and certain products to the Account. Subsidiaries and affiliates may be compensated for their services and products.

The value of securities set forth on this Account Statement are obtained by The Bank of New York Mellon Trust Company, N.A., from its affiliate, The Bank of New York Mellon which determines such values for Corporate Trust on the basis of market prices and information obtained by The Bank of New York Mellon from unaffiliated third parties (including independent pricing vendors) ("third party pricing services"). The Bank of New York Mellon has not verified such market values or information and makes no assurances as to the accuracy or correctness of such market values or information or that the market values set forth on this Account Statement reflect the value of the securities that can be realized upon the sale of such securities. In addition, the market values for the securities set forth in this Account Statement may differ from the market prices and information for the same securities used by other business units of The Bank of New York Mellon Trust Company, N.A., The Bank of New York Mellon or their respective subsidiaries or affiliates based upon market prices and information received from other third party pricing services utilized by such other business units. Corporate Trust does not compare its market values with those used by, or reconcile different market values used by, other business units of The Bank of New York Mellon Trust Company, N.A., The Bank of New York Mellon or their respective subsidiaries or affiliates. Neither The Bank of New York Mellon Trust Company, N.A. nor The Bank of New York Mellon shall be liable for any loss, damage or expense incurred as a result of or arising from or related to the market values or information provided by third party pricing services or the differences in market prices or information provided by other third party pricing services.

40000
1P03 5 93,300



BNY MELLON

The Bank of New York Mellon Trust Company, N.A.

KENT COUNTY WATER AUTHORITY
ATTN: FINANCE DIRECTOR
1072 MAIN STREET
WEST WARWICK, RI 02893

Account Statement

Statement Period 01/01/2016 Through 01/31/2016


Account 853024
KENT COUNTY WATER AUTHORITY GENERAL
REFUNDING REVENUE BONDS 2012 SERIES A
(853024)

CLIENT SERVICE MANAGER: SUSAN CALISE
135 SANTILLI HIGHWAY AIM: 026-0018
EVERETT, MA 02149
617-382-5217
SUSAN.CALISE@BNYMELLON.COM

Go Paperless. Securely access your account online to view your statements. Ask your BNY Mellon contact how we can help you access your accounts, enter your own transactions or submit an audit confirmation online. Also be sure to ask how Connect(SM), our new web-based, single sign-on platform can help you go paperless.

Visit us at www.bnymellon.com

Account Overview



Percent of all Investments	Asset Classification	Market Value
100%	CASH AND SHORT TERM	954,162.10
100%	TOTAL OF ALL INVESTMENTS	954,162.10

Summary of Assets Held

Asset Classification	Market Value	Cost	Accrued Income	Est Annual Income	Market Yield
CASH AND SHORT TERM	954,162.10	954,162.10	0.00	0.00	0.00%
ACCOUNT TOTALS	954,162.10	954,162.10	0.00	0.00	0.00%

Summary of Cash Transactions

Transaction Category	Current Period			Year-to-Date	
	Income	Principal	Realized Gains/Losses	Income	Principal
OPENING BALANCE	0.00	0.00		0.00	0.00
DIVIDENDS	49.75	0.00	0.00	49.75	0.00
SALES AND REDEMPTIONS	0.00	317,550.00	0.00	0.00	317,550.00
OTHER CASH ADDITIONS	0.00	181,625.00	0.00	0.00	181,625.00
OTHER CASH DISBURSEMENTS	0.00	317,550.00 -	0.00	0.00	317,550.00 -
PURCHASES	49.75 -	181,625.00 -	0.00	49.75 -	181,625.00 -
CLOSING BALANCE	0.00	0.00	0.00	0.00	0.00

The above cash transactions summary is provided for information purposes only and may not reflect actual taxable income or deductible expenses as reportable under the Internal Revenue Code.

003670 XBENED401 012371

C
D
M
S
103301



BNY MELLON

The Bank of New York Mellon Trust Company, N.A.

Statement Period 01/01/2016 Through 01/31/2016

Account 853024

KCWA SER 2012 DEBT SERVICE FD

Statement of Assets Held

Shares / Par Value	Asset Description	Market Price Average Cost	Market Value Cost	Accrued Income Est Annual Income	Market Yield
CASH AND SHORT TERM					
141.660	FIDELITY INSTL MMKT GOVT 57 CUSIP: X9USDFIIN	1.00000	141.66	0.00	0.00%
954,020.440	FIDELITY INSTL MMKT GOVT 57 CUSIP: X9USDFIIN	1.00000	954,020.44	0.00	0.00%
	Total CASH AND SHORT TERM		954,162.10	0.00	0.00%
ACCOUNT TOTALS			954,162.10	0.00	0.00%
Total Market Value Plus Total Accrued Income 954,162.10			954,162.10	0.00	

Statement of Transactions

Transaction Date	Transaction Description	Income	Principal	Cost	Realized Gains/Losses
01/01/16	OPENING BALANCE	0.00	0.00	1,090,037.35	
01/05/16	Purchase FIDELITY INSTL MMKT GOVT 57 TRADE DATE 01/05/16 SET/DATE 01/05/16 CUSIP X9USDFIIN 49.75 SHARES	49.75 -	0.00	49.75	0.00
01/05/16	Dividend FIDELITY INSTL MMKT GOVT 57 TRADE DATE 01/05/16 SET/DATE 01/05/16 CUSIP X9USDFIIN 49.75 SHARES	49.75	0.00	0.00	0.00
01/05/16	DAILY ENDING BALANCE	0.00	0.00	1,090,087.10	0.00
01/15/16	Sale FIDELITY INSTL MMKT GOVT 57 TRADE DATE 01/15/16 SET/DATE 01/15/16 CUSIP X9USDFIIN 317,550.00 SHARES	0.00	317,550.00	317,550.00 -	0.00
01/15/16	Cash Debit KCWARFD2012 INTEREST PAYMENT TO BONDHOLDERS	0.00	317,550.00 -	0.00	0.00
01/15/16	DAILY ENDING BALANCE	0.00	0.00	772,537.10	0.00
01/29/16	Purchase FIDELITY INSTL MMKT GOVT 57 TRADE DATE 01/29/16 SET/DATE 01/29/16 CUSIP X9USDFIIN 181,625.00 SHARES	0.00	181,625.00 -	181,625.00	0.00
01/29/16	Cash Credit CREDIT FROM REVENUE FUND TO DS FUND FUND FOR MONTHLY FLOW OF FUNDS	0.00	181,625.00	0.00	0.00
01/29/16	DAILY ENDING BALANCE	0.00	0.00	954,162.10	0.00
01/31/16	CLOSING BALANCE	0.00	0.00	954,162.10	0.00

Cumulative realized capital gain and loss position from 12/31/2015 for securities held in principal of account:

Short Term: 0.00 * Long Term: 0.00 *

* The above gain and loss position does not include transactions where tax cost information is incomplete or unavailable.

G 0000 M 03 S 93301



BNY MELLON

The Bank of New York Mellon Trust Company, N.A.

Statement Period 01/01/2016 Through 01/31/2016

Account 853024

KCWA SER 2012 DEBT SERVICE FD

003670 XENED401 012372

Cash and securities set forth on this Account Statement are held by The Bank of New York Mellon, an affiliate of The Bank of New York Mellon Trust Company, N.A. In addition, The Bank of New York Mellon Trust Company, N.A. may utilize subsidiaries and affiliates to provide services and certain products to the Account. Subsidiaries and affiliates may be compensated for their services and products.

The value of securities set forth on this Account Statement are obtained by The Bank of New York Mellon Trust Company, N.A., from its affiliate, The Bank of New York Mellon which determines such values for Corporate Trust on the basis of market prices and information obtained by The Bank of New York Mellon from unaffiliated third parties (including independent pricing vendors) ("third party pricing services"). The Bank of New York Mellon has not verified such market values or information and makes no assurances as to the accuracy or correctness of such market values or information or that the market values set forth on this Account Statement reflect the value of the securities that can be realized upon the sale of such securities. In addition, the market values for the securities set forth in this Account Statement may differ from the market prices and information for the same securities used by other business units of The Bank of New York Mellon Trust Company, N.A., The Bank of New York Mellon or their respective subsidiaries or affiliates based upon market prices and information received from other third party pricing services utilized by such other business units. Corporate Trust does not compare its market values with those used by, or reconcile different market values used by, other business units of The Bank of New York Mellon Trust Company, N.A., The Bank of New York Mellon or their respective subsidiaries or affiliates. Neither The Bank of New York Mellon Trust Company, N.A. nor The Bank of New York Mellon shall be liable for any loss, damage or expense incurred as a result of or arising from or related to the market values or information provided by third party pricing services or the differences in market prices or information provided by other third party pricing services.

5
9.0000
M
1 P03
S
93.302

This Page Intentionally Blank



BNY MELLON

The Bank of New York Mellon Trust Company, N.A.

KENT COUNTY WATER AUTHORITY
ATTN: FINANCE DIRECTOR
1072 MAIN STREET
WEST WARWICK, RI 02893

Account Statement

Statement Period 01/01/2016 Through 01/31/2016


Account 853025
KENT COUNTY WATER AUTHORITY GENERAL
REFUNDING REVENUE BONDS 2012 SERIES A
(853025)

CLIENT SERVICE MANAGER: SUSAN CALISE
135 SANTILLI HIGHWAY AIM: 026-0018
EVERETT, MA 02149
617-382-5217
SUSAN.CALISE@BNYMELLON.COM

Go Paperless. Securely access your account online to view your statements. Ask your BNY Mellon contact how we can help you access your accounts, enter your own transactions or submit an audit confirmation online. Also be sure to ask how Connect(SM), our new web-based, single sign-on platform can help you go paperless.

Visit us at www.bnymellon.com

Account Overview



Percent of all Investments	Asset Classification	Market Value
100%	CASH AND SHORT TERM	1,008,433.11
100%	TOTAL OF ALL INVESTMENTS	1,008,433.11

Summary of Assets Held

Asset Classification	Market Value	Cost	Accrued Income	Est Annual Income	Market Yield
CASH AND SHORT TERM	1,008,433.11	1,008,433.11	0.00	0.00	0.00%
ACCOUNT TOTALS	1,008,433.11	1,008,433.11	0.00	0.00	0.00%

Summary of Cash Transactions

Transaction Category	Current Period			Year-to-Date	
	Income	Principal	Realized Gains/Losses	Income	Principal
OPENING BALANCE	0.00	0.00		0.00	0.00
DIVIDENDS	53.29	0.00	0.00	53.29	0.00
PURCHASES	53.29 -	0.00	0.00	53.29 -	0.00
CLOSING BALANCE	0.00	0.00	0.00	0.00	0.00

The above cash transactions summary is provided for information purposes only and may not reflect actual taxable income or deductible expenses as reportable under the Internal Revenue Code.

003670 XBENED401 012373

G 0000 M 1 PD9 S 93303



BNY MELLON

The Bank of New York Mellon Trust Company, N.A.

Statement Period 01/01/2016 Through 01/31/2016
Account 853025
KCWA SER 2012 PJCT FD COI AC

Statement of Assets Held

Shares / Par Value	Asset Description	Market Price Average Cost	Market Value Cost	Accrued Income Est Annual Income	Market Yield
CASH AND SHORT TERM					
180.330	FIDELITY INSTL MMKT GOVT 57 CUSIP: X9USDFIIN	1.00000	180.33	0.00	0.00%
1,008,252.780	FIDELITY INSTL MMKT GOVT 57 CUSIP: X9USDFIIN	1.00000	1,008,252.78	0.00	0.00%
Total CASH AND SHORT TERM			1,008,433.11	0.00	0.00%

ACCOUNT TOTALS			1,008,433.11	0.00	0.00%
Total Market Value Plus Total Accrued Income 1,008,433.11			1,008,433.11	0.00	

Statement of Transactions

Transaction Date	Transaction Description	Income	Principal	Cost	Realized Gains/Losses
01/01/16	OPENING BALANCE	0.00	0.00	1,008,379.82	
01/05/16	Purchase FIDELITY INSTL MMKT GOVT 57 TRADE DATE 01/05/16 SET/DATE 01/05/16 CUSIP X9USDFIINI 53.29 SHARES	53.29	0.00	53.29	0.00
01/05/16	Dividend FIDELITY INSTL MMKT GOVT 57 TRADE DATE 01/05/16 SET/DATE 01/05/16 CUSIP X9USDFIINI 53.29 SHARES	53.29	0.00	0.00	0.00
01/05/16	DAILY ENDING BALANCE	0.00	0.00	1,008,433.11	0.00
01/31/16	CLOSING BALANCE	0.00	0.00	1,008,433.11	0.00

Cumulative realized capital gain and loss position from 12/31/2015 for securities held in principal of account:

Short Term: 0.00 * Long Term: 0.00 *

* The above gain and loss position does not include transactions where tax cost information is incomplete or unavailable.

Cash and securities set forth on this Account Statement are held by The Bank of New York Mellon, an affiliate of The Bank of New York Mellon Trust Company, N.A. In addition, The Bank of New York Mellon Trust Company, N.A. may utilize subsidiaries and affiliates to provide services and certain products to the Account. Subsidiaries and affiliates may be compensated for their services and products.

The value of securities set forth on this Account Statement are obtained by The Bank of New York Mellon Trust Company, N.A., from its affiliate, The Bank of New York Mellon which determines such values for Corporate Trust on the basis of market prices and information obtained by The Bank of New York Mellon from unaffiliated third parties (including independent pricing vendors) ("third party pricing services"). The Bank of New York Mellon has not verified such market values or information and makes no assurances as to the accuracy or correctness of such market values or information or that the market values set forth on this Account Statement reflect the value of the securities that can be realized upon the sale of such securities. In addition, the market values for the securities set forth in this Account Statement may differ from the market prices and information for the same securities used by other business units of The Bank of New York Mellon Trust Company, N.A., The Bank of New York Mellon or their respective subsidiaries or affiliates based upon market prices and information received from other third party pricing services utilized by such other business units. Corporate Trust does not compare its market values with those used by, or reconcile different market values used by, other business units of The Bank of New York Mellon Trust Company, N.A., The Bank of New York Mellon or their respective subsidiaries or affiliates. Neither The Bank of New York Mellon Trust Company, N.A. nor The Bank of New York Mellon shall be liable for any loss, damage or expense incurred as a result of or arising from or related to the market values or information provided by third party pricing services or the differences in market prices or information provided by other third party pricing services.

9 0000 m 03 s 93303



BNY MELLON

The Bank of New York Mellon Trust Company, N.A.

KENT COUNTY WATER AUTHORITY
ATTN: FINANCE DIRECTOR
1072 MAIN STREET
WEST WARWICK, RI 02893

Account Statement

Statement Period 01/01/2016 Through 01/31/2016

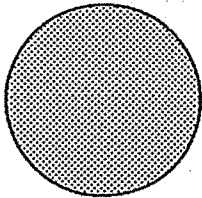
Account 853026
KENT COUNTY WATER AUTHORITY GENERAL
REFUNDING REVENUE BONDS DEBT SERVICE
SAVINGS ACCOUNT FOR CIP

CLIENT SERVICE MANAGER: SUSAN CALISE
135 SANTILLI HIGHWAY AIM: 026-0018
EVERETT, MA 02149
617-382-5217
SUSAN.CALISE@BNYMELLON.COM

Go Paperless. Securely access your account online to view your statements. Ask your BNY Mellon contact how we can help you access your accounts, enter your own transactions or submit an audit confirmation online. Also be sure to ask how Connect(SM), our new web-based, single sign-on platform can help you go paperless.

Visit us at www.bnymellon.com

Account Overview



Percent of all Investments	Asset Classification	Market Value
100%	CASH AND SHORT TERM	1,678,698.53
100%	TOTAL OF ALL INVESTMENTS	1,678,698.53

Summary of Assets Held

Asset Classification	Market Value	Cost	Accrued Income	Est Annual Income	Market Yield
CASH AND SHORT TERM	1,678,698.53	1,678,698.53	0.00	0.00	0.00%
ACCOUNT TOTALS	1,678,698.53	1,678,698.53	0.00	0.00	0.00%

Summary of Cash Transactions

Transaction Category	Current Period			Year-to-Date	
	Income	Principal	Realized Gains/Losses	Income	Principal
OPENING BALANCE	0.00	0.00		0.00	0.00
DIVIDENDS	84.35	0.00	0.00	84.35	0.00
OTHER CASH ADDITIONS	0.00	45,362.00	0.00	0.00	45,362.00
PURCHASES	84.35 -	45,362.00 -	0.00	84.35 -	45,362.00 -
CLOSING BALANCE	0.00	0.00	0.00	0.00	0.00

The above cash transactions summary is provided for information purposes only and may not reflect actual taxable income or deductible expenses as reportable under the Internal Revenue Code.

003670 XENED401 012374

C
Q 0000
M
1 P03
S
99 304



BNY MELLON

The Bank of New York Mellon Trust Company, N.A.

Statement Period 01/01/2016 Through 01/31/2016
Account 853026
KCWA DEBT SERVICE SAVINGS CIP

Statement of Assets Held

Shares / Par Value	Asset Description	Market Price Average Cost	Market Value Cost	Accrued Income Est Annual Income	Market Yield
CASH AND SHORT TERM					
214.190	FIDELITY INSTL MMKT GOVT 57 CUSIP: X9USDFIIN	1.00000	214.19	0.00	0.00%
1,678,484.340	FIDELITY INSTL MMKT GOVT 57 CUSIP: X9USDFIIN	1.00000	1,678,484.34	0.00	0.00%
Total CASH AND SHORT TERM			1,678,698.53	0.00	0.00%
ACCOUNT TOTALS			1,678,698.53	0.00	0.00%
Total Market Value Plus Total Accrued Income 1,678,698.53			1,678,698.53	0.00	0.00%

Statement of Transactions

Transaction Date	Transaction Description	Income	Principal	Cost	Realized Gains/Losses
01/01/16	OPENING BALANCE	0.00	0.00	1,633,252.18	
01/05/16	Purchase FIDELITY INSTL MMKT GOVT 57 TRADE DATE 01/05/16 SET/DATE 01/05/16 CUSIP X9USDFIIN 84.35 SHARES	84.35	0.00	84.35	0.00
01/05/16	Dividend FIDELITY INSTL MMKT GOVT 57 TRADE DATE 01/05/16 SET/DATE 01/05/16 CUSIP X9USDFIIN 84.35 SHARES	84.35	0.00	0.00	0.00
01/05/16	DAILY ENDING BALANCE	0.00	0.00	1,633,336.53	0.00
01/29/16	Purchase FIDELITY INSTL MMKT GOVT 57 TRADE DATE 01/29/16 SET/DATE 01/29/16 CUSIP X9USDFIIN 45,362.00 SHARES	0.00	45,362.00	45,362.00	0.00
01/29/16	Cash Credit CREDIT FROM REVENUE FUND TO DS SAVINGS R EFUNDING FUND FOR MONTHLY FLOW OF FUNDS	0.00	45,362.00	0.00	0.00
01/29/16	DAILY ENDING BALANCE	0.00	0.00	1,678,698.53	0.00
01/31/16	CLOSING BALANCE	0.00	0.00	1,678,698.53	0.00

Cumulative realized capital gain and loss position from 12/31/2015 for securities held in principal of account:

Short Term:	0.00 *	Long Term:	0.00 *
-------------	--------	------------	--------

* The above gain and loss position does not include transactions where tax cost information is incomplete or unavailable.

Cash and securities set forth on this Account Statement are held by The Bank of New York Mellon, an affiliate of The Bank of New York Mellon Trust Company, N.A. In addition, The Bank of New York Mellon Trust Company, N.A. may utilize subsidiaries and affiliates to provide services and certain products to the Account. Subsidiaries and affiliates may be compensated for their services and products.

The value of securities set forth on this Account Statement are obtained by The Bank of New York Mellon Trust Company, N.A., from its affiliate, The Bank of New York Mellon which determines such values for Corporate Trust on the basis of market prices and information obtained by The Bank of New York Mellon from unaffiliated third parties (including independent pricing vendors) ("third party pricing services"). The Bank of New York Mellon has not verified such market values or information and makes no assurances as to the accuracy or correctness of such market values or information or that the market values set forth on this Account Statement reflect the value of the securities that can be realized upon the sale of such securities. In addition, the market values for the securities set forth in this Account Statement may differ from the market prices and information for the same securities used by other business units of The Bank of New York Mellon Trust Company, N.A., The Bank of New York Mellon or their respective subsidiaries or affiliates based upon market prices and information received from other third party pricing services utilized by such other business units. Corporate Trust does not compare its market values with those used by, or reconcile different market values used by, other business units of The Bank of New York Mellon Trust Company, N.A., The Bank of New York Mellon or their respective subsidiaries or affiliates. Neither The Bank of New York Mellon Trust Company, N.A. nor The Bank of New York Mellon shall be liable for any loss, damage or expense incurred as a result of or arising from or related to the market values or information provided by third party pricing services or the differences in market prices or information provided by other third party pricing services.

0
0000
11
93
5 93304



BNY MELLON

The Bank of New York Mellon Trust Company, N.A.

KENT COUNTY WATER AUTHORITY
ATTN: FINANCE DIRECTOR
1072 MAIN STREET
WEST WARWICK, RI 02893-3724

Account Statement

Statement Period 12/01/2015 Through 12/31/2015

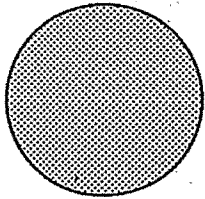
Account 112600
KOWA GENERAL REVENUE ACCOUNT

CLIENT SERVICE MANAGER: SUSAN CALISE
135 SANTILLI HIGHWAY AIM: 026-0018
EVERETT, MA 02149
617-382-5217
SUSAN.CALISE@BNYMELLON.COM

Go Paperless. Securely access your account online to view your statements. Ask your BNY Mellon contact how we can help you access your accounts, enter your own transactions or submit an audit confirmation online. Also be sure to ask how Connect(SM), our new web-based, single sign-on platform can help you go paperless.

Visit us at www.bnymellon.com

Account Overview



Percent of all Investments	Asset Classification	Market Value
100%	CASH AND SHORT TERM	1,218,487.54
100%	TOTAL OF ALL INVESTMENTS	1,218,487.54

Summary of Assets Held

Asset Classification	Market Value	Cost	Accrued Income	Est Annual Income	Market Yield
CASH AND SHORT TERM	1,218,487.54	1,218,487.54	0.00	0.00	0.00%
ACCOUNT TOTALS	1,218,487.54	1,218,487.54	0.00	0.00	0.00%

Summary of Cash Transactions

Transaction Category	Current Period			Year-to-Date	
	Income	Principal	Realized Gains/Losses	Income	Principal
OPENING BALANCE	0.00	0.00		0.00	0.00
DIVIDENDS	5.27	0.00	0.00	126.60	0.00
SALES AND REDEMPTIONS	0.00	414,734.57	0.00	0.00	16,140,219.26
OTHER CASH ADDITIONS	0.00	2,462,745.70	0.00	1.06	22,975,812.06
OTHER CASH DISBURSEMENTS	5.27 -	1,877,477.00 -	0.00	127.66 -	23,086,712.45 -
PURCHASES	0.00	1,000,003.27 -	0.00	0.00	16,029,318.87 -
CLOSING BALANCE	0.00	0.00	0.00	0.00	0.00

The above cash transactions summary is provided for information purposes only and may not reflect actual taxable income or deductible expenses as reportable under the Internal Revenue Code.

000701 XBNEFB01 015509

20160113 11:00 AM



BNY MELLON

The Bank of New York Mellon Trust Company, N.A.

Statement Period 12/01/2015 Through 12/31/2015
Account 112600
KCWA GENERAL REVENUE ACCOUNT

Statement of Assets Held

Shares / Par Value	Asset Description	Market Price Average Cost	Market Value Cost	Accrued Income Est Annual Income	Market Yield
CASH AND SHORT TERM					
1,218,487.540	FIDELITY INSTL MMKT GOVT 57 CUSIP: X9USDFIIN	1.00000 1.00000	1,218,487.54 1,218,487.54	0.00 0.00	0.00% 0.00%
Total CASH AND SHORT TERM			1,218,487.54	0.00	0.00%
ACCOUNT TOTALS			1,218,487.54	0.00	0.00%
Total Market Value Plus Total Accrued Income 1,218,487.54			1,218,487.54	0.00	

Statement of Transactions

Transaction Date	Transaction Description	Income	Principal	Cost	Realized Gains/Losses
12/01/15	OPENING BALANCE	0.00	0.00	633,218.84	
12/02/15	Dividend FIDELITY INSTL MMKT GOVT 57 TRADE DATE 12/02/15 SET/DATE 12/02/15 CUSIP X9USDFIIN 5.27 SHARES	5.27	0.00	0.00	0.00
12/02/15	Cash Credit CW00005523: SWP FRM 1126008401	0.00	5.27	0.00	0.00
12/02/15	Cash Debit CW00005523: SWP TO 1126008400	5.27	0.00	0.00	0.00
12/02/15	DAILY ENDING BALANCE	0.00	5.27	633,218.84	0.00
12/03/15	Purchase FIDELITY INSTL MMKT GOVT 57 TRADE DATE 12/03/15 SET/DATE 12/03/15 CUSIP X9USDFIIN 4.27 SHARES	0.00	4.27	4.27	0.00
12/03/15	Cash Credit ORD CUST:009364950577 KENT COUNTY WATER AUTHORITY PO BOX 19 ORD INST:BANK OF AMERICA/RIX DETAIL:KENT COUNTY WATER AUTHORITY IMA:20151203B6B7HU1R001507 FTS:FDF1512030195600	0.00	999,999.00	0.00	0.00
12/03/15	Cash Debit TRANSFER FROM GENERAL FUND TO O&M FUND F OR PARTIAL FUNDING OF APPROVED BUDGET	0.00	1,000,000.00	0.00	0.00
12/03/15	DAILY ENDING BALANCE	0.00	0.00	633,223.11	0.00
12/17/15	Purchase FIDELITY INSTL MMKT GOVT 57 TRADE DATE 12/17/15 SET/DATE 12/17/15 CUSIP X9USDFIIN 999,999.00 SHARES	0.00	999,999.00	999,999.00	0.00
12/17/15	Cash Credit ORD CUST:009364950577 KENT COUNTY WATER AUTHORITY PO BOX 19 ORD INST:BANK OF AMERICA/RIX DETAIL:KENT COUNTY WATER AUTHORITY IMA:20151217B6B7HU3R009594 FTS:FDF1512171844700	0.00	999,999.00	0.00	0.00
12/17/15	DAILY ENDING BALANCE	0.00	0.00	1,633,222.11	0.00
12/29/15	Sale FIDELITY INSTL MMKT GOVT 57 TRADE DATE 12/29/15 SET/DATE 12/29/15 CUSIP X9USDFIIN 414,734.57 SHARES	0.00	414,734.57	414,734.57	0.00
12/29/15	Cash Credit ORD CUST:009364950577 KENT COUNTY WATER AUTHORITY PO BOX 19 ORD INST:BANK OF AMERICA/RIX	0.00	462,742.43	0.00	0.00

9 0000
JPD3 \$ 139,595



BNY MELLON

The Bank of New York Mellon Trust Company, N.A.

Statement Period 12/01/2015 Through 12/31/2015

Account 112600

KCWA GENERAL REVENUE ACCOUNT

Statement of Transactions - Continued

000701 XBNF801 015510

Transaction Date	Transaction Description	Income	Principal	Cost	Realized Gains/Losses
	DETAIL:REF KENT COUNTY WATER AUTHORITY IMA:20151229B6B7HU2R007548 FTS:FDF1512291213200				
12/29/15	Cash Debit TRANSFER FROM GENERAL FUND TO R&R FUND F OR MONTHLY FLOW OF FUNDS	0.00	8,333.33 -	0.00	0.00
12/29/15	Cash Debit TRANSFER FROM GENERAL FUND TO DS SAVINGS (2004 DEBT PAID 2014) FUND FOR MONTHLY FLOW OF FUNDS	0.00	93,000.00 -	0.00	0.00
12/29/15	Cash Debit TRANSFER FROM GENERAL FUND TO DS SAVINGS (FROM 2012 REFUNDING) FUND FOR MONTHLY FLOW OF FUNDS	0.00	45,362.00 -	0.00	0.00
12/29/15	Cash Debit TRANSFER FROM GENERAL FUND TO DS FUND 20 12 FOR MONTHLY FLOW OF FUNDS	0.00	181,625.00 -	0.00	0.00
12/29/15	Cash Debit TRANSFER FROM GENERAL FUND TO RESTRICTED OPERATING REVENUE ALLOWANCE FUND FOR MO NTHLY FLOW OF FUNDS	0.00	24,304.66 -	0.00	0.00
12/29/15	Cash Debit TRANSFER OF FUNDS TO BACK THE MONTHLY WA TER PROTECTION CHECKS	0.00	74,852.01 -	0.00	0.00
12/29/15	Cash Debit TRANSFER FROM GENERAL FUND TO INFRASTRUC TURE FUND FOR MONTHLY FLOW OF FUNDS	0.00	450,000.00 -	0.00	0.00
12/29/15	DAILY ENDING BALANCE	0.00	0.00	1,218,487.54	0.00
12/31/15	CLOSING BALANCE	0.00	0.00	1,218,487.54	0.00

Cumulative realized capital gain and loss position from 12/31/2014 for securities held in principal of account:

Short Term: 0.00 * Long Term: 0.00 *

* The above gain and loss position does not include transactions where tax cost information is incomplete or unavailable.

Cash and securities set forth on this Account Statement are held by The Bank of New York Mellon, an affiliate of The Bank of New York Mellon Trust Company, N.A. In addition, The Bank of New York Mellon Trust Company, N.A. may utilize subsidiaries and affiliates to provide services and certain products to the Account. Subsidiaries and affiliates may be compensated for their services and products.

The value of securities set forth on this Account Statement are obtained by The Bank of New York Mellon Trust Company, N.A., from its affiliate, The Bank of New York Mellon which determines such values for Corporate Trust on the basis of market prices and information obtained by The Bank of New York Mellon from unaffiliated third parties (including independent pricing vendors) ("third party pricing services"). The Bank of New York Mellon has not verified such market values or information and makes no assurances as to the accuracy or correctness of such market values or information or that the market values set forth on this Account Statement reflect the value of the securities that can be realized upon the sale of such securities. In addition, the market values for the securities set forth in this Account Statement may differ from the market prices and information for the same securities used by other business units of The Bank of New York Mellon Trust Company, N.A., The Bank of New York Mellon or their respective subsidiaries or affiliates based upon market prices and information received from other third party pricing services utilized by such other business units. Corporate Trust does not compare its market values with those used by, or reconcile different market values used by, other business units of The Bank of New York Mellon Trust Company, N.A., The Bank of New York Mellon or their respective subsidiaries or affiliates. Neither The Bank of New York Mellon Trust Company, N.A. nor The Bank of New York Mellon shall be liable for any loss, damage or expense incurred as a result of or arising from or related to the market values or information provided by third party pricing services or the differences in market prices or information provided by other third party pricing services.

11/13/15 1:58:39

This Page Intentionally Blank



BNY MELLON

The Bank of New York Mellon Trust Company, N.A.

KENT COUNTY WATER AUTHORITY
ATTN: FINANCE DIRECTOR
1072 MAIN STREET
WEST WARWICK, RI 02893-3724

Account Statement

Statement Period 12/01/2015 Through 12/31/2015


Account 112601
KCWA OPERATING REVENUE ALLOWANCE

CLIENT SERVICE MANAGER: SUSAN CALISE
135 SANTILLI HIGHWAY AIM: 026-0018
EVERETT, MA 02149
617-382-5217
SUSAN.CALISE@BNYMELLON.COM

Go Paperless. Securely access your account online to view your statements. Ask your BNY Mellon contact how we can help you access your accounts, enter your own transactions or submit an audit confirmation online. Also be sure to ask how Connect(SM), our new web-based, single sign-on platform can help you go paperless.

Visit us at www.bnymellon.com

Account Overview



Percent of all Investments	Asset Classification	Market Value
100%	CASH AND SHORT TERM	1,653,170.84
100%	TOTAL OF ALL INVESTMENTS	1,653,170.84

Summary of Assets Held

Asset Classification	Market Value	Cost	Accrued Income	Est Annual Income	Market Yield
CASH AND SHORT TERM	1,653,170.84	1,653,170.84	0.00	0.00	0.00%
ACCOUNT TOTALS	1,653,170.84	1,653,170.84	0.00	0.00	0.00%

Summary of Cash Transactions

Transaction Category	Current Period			Year-to-Date	
	Income	Principal	Realized Gains/Losses	Income	Principal
OPENING BALANCE	0.00	0.00		0.00	0.00
DIVIDENDS	13.21	0.00	0.00	144.85	0.00
OTHER CASH ADDITIONS	0.00	24,317.87	0.00	2.58	291,803.35
OTHER CASH DISBURSEMENTS	13.21 -	0.00	0.00	147.43 -	0.00
PURCHASES	0.00	24,317.87 -	0.00	0.00	291,803.35 -
CLOSING BALANCE	0.00	0.00	0.00	0.00	0.00

The above cash transactions summary is provided for information purposes only and may not reflect actual taxable income or deductible expenses as reportable under the Internal Revenue Code.

000701 XBNEFB01 015511

11 12/31/15 10:00 AM



BNY MELLON

The Bank of New York Mellon Trust Company, N.A.

Statement Period 12/01/2015 Through 12/31/2015

Account 112601

KCWA OPERATING REVENUE ALLOWANCE

Statement of Assets Held

Shares / Par Value	Asset Description	Market Price Average Cost	Market Value Cost	Accrued Income Est Annual Income	Market Yield
CASH AND SHORT TERM					
1,653,170.840	FIDELITY INSTL MMKT GOVT 57 CUSIP: X9USDFIIN	1.00000 1.00000	1,653,170.84 1,653,170.84	0.00 0.00	0.00% 0.00%
Total CASH AND SHORT TERM			1,653,170.84	0.00	0.00%
ACCOUNT TOTALS			1,653,170.84	0.00	0.00%
Total Market Value Plus Total Accrued Income 1,653,170.84					

Statement of Transactions

Transaction Date	Transaction Description	Income	Principal	Cost	Realized Gains/Losses
12/01/15	OPENING BALANCE	0.00	0.00	1,628,852.97	
12/02/15	Dividend FIDELITY INSTL MMKT GOVT 57 TRADE DATE 12/02/15 SET/DATE 12/02/15 CUSIP X9USDFIIN 13.21 SHARES	13.21	0.00	0.00	0.00
12/02/15	Cash Credit CW00005524: SWP FRM 1126018401	0.00	13.21	0.00	0.00
12/02/15	Cash Debit CW00005524: SWP TO 1126018400	13.21 -	0.00	0.00	0.00
12/02/15	DAILY ENDING BALANCE	0.00	13.21	1,628,852.97	0.00
12/03/15	Purchase FIDELITY INSTL MMKT GOVT 57 TRADE DATE 12/03/15 SET/DATE 12/03/15 CUSIP X9USDFIIN 13.21 SHARES	0.00	13.21 -	13.21	0.00
12/03/15	DAILY ENDING BALANCE	0.00	0.00	1,628,866.18	0.00
12/29/15	Purchase FIDELITY INSTL MMKT GOVT 57 TRADE DATE 12/29/15 SET/DATE 12/29/15 CUSIP X9USDFIIN 24,304.66 SHARES	0.00	24,304.66 -	24,304.66	0.00
12/29/15	Cash Credit TRANSFER TO RESTRICTED OPERATING REVENUE ALLOWANCE FUND FROM GENERAL FUND FOR M ONTHLY FLOW OF FUNDS	0.00	24,304.66	0.00	0.00
12/29/15	DAILY ENDING BALANCE	0.00	0.00	1,653,170.84	0.00
12/31/15	CLOSING BALANCE	0.00	0.00	1,653,170.84	0.00

Cumulative realized capital gain and loss position from 12/31/2014 for securities held in principal of account:

Short Term: 0.00 * Long Term: 0.00 *

* The above gain and loss position does not include transactions where tax cost information is incomplete or unavailable.

9 0000
1 PD3 s 138 597



BNY MELLON

The Bank of New York Mellon Trust Company, N.A.

Statement Period 12/01/2015 Through 12/31/2015

Account 112601

KCWA OPERATING REVENUE ALLOWANCE

000701 XENIEF801 015512

Cash and securities set forth on this Account Statement are held by The Bank of New York Mellon, an affiliate of The Bank of New York Mellon Trust Company, N.A. In addition, The Bank of New York Mellon Trust Company, N.A. may utilize subsidiaries and affiliates to provide services and certain products to the Account. Subsidiaries and affiliates may be compensated for their services and products.

The value of securities set forth on this Account Statement are obtained by The Bank of New York Mellon Trust Company, N.A., from its affiliate, The Bank of New York Mellon which determines such values for Corporate Trust on the basis of market prices and information obtained by The Bank of New York Mellon from unaffiliated third parties (including independent pricing vendors) ("third party pricing services"). The Bank of New York Mellon has not verified such market values or information and makes no assurances as to the accuracy or correctness of such market values or information or that the market values set forth on this Account Statement reflect the value of the securities that can be realized upon the sale of such securities. In addition, the market values for the securities set forth in this Account Statement may differ from the market prices and information for the same securities used by other business units of The Bank of New York Mellon Trust Company, N.A., The Bank of New York Mellon or their respective subsidiaries or affiliates based upon market prices and information received from other third party pricing services utilized by such other business units. Corporate Trust does not compare its market values with those used by, or reconcile different market values used by, other business units of The Bank of New York Mellon Trust Company, N.A., The Bank of New York Mellon or their respective subsidiaries or affiliates. Neither The Bank of New York Mellon Trust Company, N.A. nor The Bank of New York Mellon shall be liable for any loss, damage or expense incurred as a result of or arising from or related to the market values or information provided by third party pricing services or the differences in market prices or information provided by other third party pricing services.

This Page Intentionally Blank



BNY MELLON

The Bank of New York Mellon Trust Company, N.A.

Statement Period 12/01/2015 Through 12/31/2015
Account 112602
KCWA GEN OP & MAINT ACCT

Statement of Transactions

Transaction Date	Transaction Description	Income	Principal	Cost	Realized Gains/Losses
12/01/15	OPENING BALANCE	0.00	0.00	0.47	
12/03/15	Cash Credit TRANSFER TO O&M FUND FROM GENERAL FUND FOR PARTIAL FUNDING OF APPROVED BUDGET	0.00	1,000,000.00	0.00	0.00
12/03/15	Cash Debit BANK OF AMERICA N.A, RI 011500010 KCWA GENERAL FUND 728018921 WIRE TO KCWA- BOFA. PURPOSE OF PYMT- PARTIAL FUNDING OF APPROVED BUDGET PER REQ DTD 12/02/2015	0.00	1,000,000.00 -	0.00	0.00
12/03/15	DAILY ENDING BALANCE	0.00	0.00	0.47	0.00
12/29/15	Purchase FIDELITY INSTL MMKT GOVT 57 TRADE DATE 12/29/15 SET/DATE 12/29/15 CUSIP X9USDFIIN 74,852.01 SHARES	0.00	74,852.01 -	74,852.01	0.00
12/29/15	Cash Credit TRANSFER OF FUNDS TO BACK THE MONTHLY WA TER PROTECTION CHECKS	0.00	74,852.01	0.00	0.00
12/29/15	DAILY ENDING BALANCE	0.00	0.00	74,852.48	0.00
12/30/15	Sale FIDELITY INSTL MMKT GOVT 57 TRADE DATE 12/30/15 SET/DATE 12/30/15 CUSIP X9USDFIIN 74,852.48 SHARES	0.00	74,852.48	74,852.48 -	0.00
12/30/15	Cash Debit CHEQUE NUMBER:0010080527 RHODE ISLAND CLEAN WATER FINANCE WATER PROTECTION PYMT FOR OCT & NOV OF 2015 PROVIDER KENT COUNTY WATER AUTHORITY GALS BILLED 191,788,770 & CSD:12/30/15	0.00	7,606.52 -	0.00	0.00
12/30/15	Cash Debit CHEQUE NUMBER:0010080537 GENERAL TREASURER STATE OF RHODE WATER PROTECTION PAYMENT FOR OCT AND NOV OF 2015 PROVIDER KENT CNTY WATER AUTHORITY, GALLONS BILLED CSD:12/30/15	0.00	67,245.96 -	0.00	0.00
12/30/15	DAILY ENDING BALANCE	0.00	0.00	0.00	0.00
12/31/15	CLOSING BALANCE	0.00	0.00	0.00	0.00

Cumulative realized capital gain and loss position from 12/31/2014 for securities held in principal of account:

Short Term: 0.00 * Long Term: 0.00 *

* The above gain and loss position does not include transactions where tax cost information is incomplete or unavailable.

Cash and securities set forth on this Account Statement are held by The Bank of New York Mellon, an affiliate of The Bank of New York Mellon Trust Company, N.A. In addition, The Bank of New York Mellon Trust Company, N.A. may utilize subsidiaries and affiliates to provide services and certain products to the Account. Subsidiaries and affiliates may be compensated for their services and products.

The value of securities set forth on this Account Statement are obtained by The Bank of New York Mellon Trust Company, N.A., from its affiliate, The Bank of New York Mellon which determines such values for Corporate Trust on the basis of market prices and information obtained by The Bank of New York Mellon from unaffiliated third parties (including independent pricing vendors) ("third party pricing services"). The Bank of New York Mellon has not verified such market values or information and makes no assurances as to the accuracy or correctness of such market values or information or that the market values set forth on this Account Statement reflect the value of the securities that can be realized upon the sale of such securities. In addition, the market values for the securities set forth in this Account Statement may differ from the market prices and information for the same securities used by other business units of The Bank of New York Mellon Trust Company, N.A., The Bank of New York Mellon or their respective subsidiaries or affiliates based upon market prices and information received from other third party pricing services utilized by such other business units. Corporate Trust does not compare its market values with those used by, or reconcile different market values used by, other business units of The Bank of New York Mellon Trust Company, N.A., The Bank of New York Mellon or their respective subsidiaries or affiliates. Neither The Bank of New York Mellon Trust Company, N.A. nor The Bank of New York Mellon shall be liable for any loss, damage or expense incurred as a result of or arising from or related to the market values or information provided by third party pricing services or the differences in market prices or information provided by other third party pricing services.

9 0000
1PDS s 138,599



BNY MELLON

The Bank of New York Mellon Trust Company, N.A.

KENT COUNTY WATER AUTHORITY
ATTN: FINANCE DIRECTOR
1072 MAIN STREET
WEST WARWICK, RI 02893-3724

Account Statement

Statement Period 12/01/2015 Through 12/31/2015


Account 112603
KCWA GEN REN & REP RESV ACCT

CLIENT SERVICE MANAGER: SUSAN CALISE
135 SANTILLI HIGHWAY AIM: 026-0018
EVERETT, MA 02149
617-382-5217
SUSAN.CALISE@BNYMELLON.COM

Go Paperless. Securely access your account online to view your statements. Ask your BNY Mellon contact how we can help you access your accounts, enter your own transactions or submit an audit confirmation online. Also be sure to ask how Connect(SM), our new web-based, single sign-on platform can help you go paperless.

Visit us at www.bnymellon.com

Account Overview



Percent of all Investments	Asset Classification	Market Value
100%	CASH AND SHORT TERM	1,376,040.60
100%	TOTAL OF ALL INVESTMENTS	1,376,040.60

Summary of Assets Held

Asset Classification	Market Value	Cost	Accrued Income	Est Annual Income	Market Yield
CASH AND SHORT TERM	1,376,040.60	1,376,040.60	0.00	0.00	0.00%
ACCOUNT TOTALS	1,376,040.60	1,376,040.60	0.00	0.00	0.00%

Summary of Cash Transactions

Transaction Category	Current Period			Year-to-Date	
	Income	Principal	Realized Gains/Losses	Income	Principal
OPENING BALANCE	0.00	0.00		0.00	0.00
DIVIDENDS	11.34	0.00	0.00	132.72	0.00
OTHER CASH ADDITIONS	0.00	11.34	0.00	2.59	29,246.39
OTHER CASH DISBURSEMENTS	11.34 -	0.00	0.00	135.31 -	0.00
PURCHASES	0.00	11.34 -	0.00	0.00	29,246.39 -
CLOSING BALANCE	0.00	0.00	0.00	0.00	0.00

The above cash transactions summary is provided for information purposes only and may not reflect actual taxable income or deductible expenses as reportable under the Internal Revenue Code.

000701 XBNEF801 015514

12/31/15 11:00 AM



BNY MELLON

The Bank of New York Mellon Trust Company, N.A.

Statement Period 12/01/2015 Through 12/31/2015

Account 112603

KCWA GEN REN & REP RESV ACCT

Statement of Assets Held

Shares / Par Value	Asset Description	Market Price Average Cost	Market Value Cost	Accrued Income Est Annual Income	Market Yield
CASH AND SHORT TERM					
1,376,040.600	FIDELITY INSTL MMKT GOVT 57 CUSIP: X9USDFIIN	1.00000 1.00000	1,376,040.60 1,376,040.60	0.00 0.00	0.00% 0.00%
Total CASH AND SHORT TERM			1,376,040.60	0.00	0.00%
ACCOUNT TOTALS			1,376,040.60	0.00	0.00%
Total Market Value Plus Total Accrued Income 1,376,040.60					

Statement of Transactions

Transaction Date	Transaction Description	Income	Principal	Cost	Realized Gains/Losses
12/01/15	OPENING BALANCE	0.00	0.00	1,376,029.26	
12/02/15	Dividend FIDELITY INSTL MMKT GOVT 57 TRADE DATE 12/02/15 SET/DATE 12/02/15 CUSIP X9USDFIIN 11.34 SHARES	11.34	0.00	0.00	0.00
12/02/15	Cash Credit CW00005526: SWP FRM 1126038401	0.00	11.34	0.00	0.00
12/02/15	Cash Debit CW00005526: SWP TO 1126038400	11.34 -	0.00	0.00	0.00
12/02/15	DAILY ENDING BALANCE	0.00	11.34	1,376,029.26	0.00
12/03/15	Purchase FIDELITY INSTL MMKT GOVT 57 TRADE DATE 12/03/15 SET/DATE 12/03/15 CUSIP X9USDFIIN 11.34 SHARES	0.00	11.34 -	11.34	0.00
12/03/15	DAILY ENDING BALANCE	0.00	0.00	1,376,040.60	0.00
12/31/15	CLOSING BALANCE	0.00	0.00	1,376,040.60	0.00

Cumulative realized capital gain and loss position from 12/31/2014 for securities held in principal of account:

Short Term: 0.00 * Long Term: 0.00 *

* The above gain and loss position does not include transactions where tax cost information is incomplete or unavailable.

Cash and securities set forth on this Account Statement are held by The Bank of New York Mellon, an affiliate of The Bank of New York Mellon Trust Company, N.A. In addition, The Bank of New York Mellon Trust Company, N.A. may utilize subsidiaries and affiliates to provide services and certain products to the Account. Subsidiaries and affiliates may be compensated for their services and products.

The value of securities set forth on this Account Statement are obtained by The Bank of New York Mellon Trust Company, N.A., from its affiliate, The Bank of New York Mellon which determines such values for Corporate Trust on the basis of market prices and information obtained by The Bank of New York Mellon from unaffiliated third parties (including independent pricing vendors) ("third party pricing services"). The Bank of New York Mellon has not verified such market values or information and makes no assurances as to the accuracy or correctness of such market values or information or that the market values set forth on this Account Statement reflect the value of the securities that can be realized upon the sale of such securities. In addition, the market values for the securities set forth in this Account Statement may differ from the market prices and information for the same securities used by other business units of The Bank of New York Mellon Trust Company, N.A., The Bank of New York Mellon or their respective subsidiaries or affiliates based upon market prices and information received from other third party pricing services utilized by such other business units. Corporate Trust does not compare its market values with those used by, or reconcile different market values used by, other business units of The Bank of New York Mellon Trust Company, N.A., The Bank of New York Mellon or their respective subsidiaries or affiliates. Neither The Bank of New York Mellon Trust Company, N.A. nor The Bank of New York Mellon shall be liable for any loss, damage or expense incurred as a result of or arising from or related to the market values or information provided by third party pricing services or the differences in market prices or information provided by other third party pricing services.

0 00000 1 P03 \$ 138.600



BNY MELLON

The Bank of New York Mellon Trust Company, N.A.

KENT COUNTY WATER AUTHORITY
ATTN: FINANCE DIRECTOR
1072 MAIN STREET
WEST WARWICK, RI 02893-3724

Account Statement

Statement Period 12/01/2015 Through 12/31/2015


Account 112604
KCWA GEN RENEWAL AND REPLACEMENT AC

CLIENT SERVICE MANAGER: SUSAN CALISE
135 SANTILLI HIGHWAY AIM: 026-0018
EVERETT, MA 02149
617-382-5217
SUSAN.CALISE@BNYMELLON.COM

Go Paperless. Securely access your account online to view your statements. Ask your BNY Mellon contact how we can help you access your accounts, enter your own transactions or submit an audit confirmation online. Also be sure to ask how Connect(SM), our new web-based, single sign-on platform can help you go paperless.

Visit us at www.bnymellon.com

Account Overview



Percent of all Investments	Asset Classification	Market Value
100%	CASH AND SHORT TERM	89,053.55
100%	TOTAL OF ALL INVESTMENTS	89,053.55

Summary of Assets Held

Asset Classification	Market Value	Cost	Accrued Income	Est Annual Income	Market Yield
CASH AND SHORT TERM	89,053.55	89,053.55	0.00	0.00	0.00%
ACCOUNT TOTALS	89,053.55	89,053.55	0.00	0.00	0.00%

Summary of Cash Transactions

Transaction Category	Current Period			Year-to-Date	
	Income	Principal	Realized Gains/Losses	Income	Principal
OPENING BALANCE	0.00	0.00		0.00	0.00
DIVIDENDS	0.60	0.00	0.00	8.30	0.00
SALES AND REDEMPTIONS	0.00	0.00	0.00	0.00	315,572.56
OTHER CASH ADDITIONS	0.00	8,333.93	0.00	0.57	100,008.83
OTHER CASH DISBURSEMENTS	0.60 -	0.00	0.00	8.87 -	323,905.89 -
PURCHASES	0.00	8,333.93 -	0.00	0.00	91,675.50 -
CLOSING BALANCE	0.00	0.00	0.00	0.00	0.00

The above cash transactions summary is provided for information purposes only and may not reflect actual taxable income or deductible expenses as reportable under the Internal Revenue Code.

000701 XBNEFB01 015515

5
11
17
18



BNY MELLON

The Bank of New York Mellon Trust Company, N.A.

Statement Period 12/01/2015 Through 12/31/2015
Account 112604
KCWA GEN RENEWAL AND REPLACEMENT AC

Statement of Assets Held

Shares / Par Value	Asset Description	Market Price Average Cost	Market Value Cost	Accrued Income Est Annual Income	Market Yield
CASH AND SHORT TERM					
89,053.550	FIDELITY INSTL MMKT GOVT 57 CUSIP: X9USDFIIN	1.00000	89,053.55	0.00	0.00%
		1.00000	89,053.55	0.00	0.00%
Total CASH AND SHORT TERM			89,053.55	0.00	0.00%
ACCOUNT TOTALS			89,053.55	0.00	0.00%
Total Market Value Plus Total Accrued Income 89,053.55			89,053.55	0.00	

Statement of Transactions

Transaction Date	Transaction Description	Income	Principal	Cost	Realized Gains/Losses
12/01/15	OPENING BALANCE	0.00	0.00	80,719.62	
12/02/15	Dividend FIDELITY INSTL MMKT GOVT 57 TRADE DATE 12/02/15 SET/DATE 12/02/15 CUSIP X9USDFIIN 0.60 SHARES	0.60	0.00	0.00	0.00
12/02/15	Cash Credit CW00005527: SWP FRM 1126048401	0.00	0.60	0.00	0.00
12/02/15	Cash Debit CW00005527: SWP TO 1126048400	0.60	0.00	0.00	0.00
12/02/15	DAILY ENDING BALANCE	0.00	0.60	80,719.62	0.00
12/03/15	Purchase FIDELITY INSTL MMKT GOVT 57 TRADE DATE 12/03/15 SET/DATE 12/03/15 CUSIP X9USDFIIN 0.60 SHARES	0.00	0.60	0.60	0.00
12/03/15	DAILY ENDING BALANCE	0.00	0.00	80,720.22	0.00
12/29/15	Purchase FIDELITY INSTL MMKT GOVT 57 TRADE DATE 12/29/15 SET/DATE 12/29/15 CUSIP X9USDFIIN 8,333.33 SHARES	0.00	8,333.33	8,333.33	0.00
12/29/15	Cash Credit TRANSFER TO R&R FUND FROM GENERAL FUND FOR MONTHLY FLOW OF FUNDS	0.00	8,333.33	0.00	0.00
12/29/15	DAILY ENDING BALANCE	0.00	0.00	89,053.55	0.00
12/31/15	CLOSING BALANCE	0.00	0.00	89,053.55	0.00

Cumulative realized capital gain and loss position from 12/31/2014 for securities held in principal of account:

Short Term: 0.00 * Long Term: 0.00 *

* The above gain and loss position does not include transactions where tax cost information is incomplete or unavailable.

Cash and securities set forth on this Account Statement are held by The Bank of New York Mellon, an affiliate of The Bank of New York Mellon Trust Company, N.A. In addition, The Bank of New York Mellon Trust Company, N.A. may utilize subsidiaries and affiliates to provide services and certain products to the Account. Subsidiaries and affiliates may be compensated for their services and products.

The value of securities set forth on this Account Statement are obtained by The Bank of New York Mellon Trust Company, N.A., from its affiliate, The Bank of New York Mellon which determines such values for Corporate Trust on the basis of market prices and information obtained by The Bank of New York Mellon from unaffiliated third parties (including independent pricing vendors) ("third party pricing services"). The Bank of New York Mellon has not verified such market values or information and makes no assurances as to the accuracy or correctness of such market values or information or that the market values set forth on this Account Statement reflect the value of the securities that can be realized upon the sale of such securities. In addition, the market values for the securities set forth in this Account Statement may differ from the market prices and information for the same securities used by other business units of The Bank of New York Mellon Trust Company, N.A., The Bank of New York Mellon or their respective subsidiaries or affiliates based upon market prices and information received from other third party pricing services utilized by such other business units. Corporate Trust does not compare its market values with those used by, or reconcile different market values used by, other business units of The Bank of New York Mellon Trust Company, N.A., The Bank of New York Mellon or their respective subsidiaries or affiliates. Neither The Bank of New York Mellon Trust Company, N.A. nor The Bank of New York Mellon shall be liable for any loss, damage or expense incurred as a result of or arising from or related to the market values or information provided by third party pricing services or the differences in market prices or information provided by other third party pricing services.

5 0000
1 P3 5 138 601



BNY MELLON

The Bank of New York Mellon Trust Company, N.A.

**KENT COUNTY WATER AUTHORITY
ATTN: FINANCE DIRECTOR
1072 MAIN STREET
WEST WARWICK, RI 02893-3724**

Account Statement

Statement Period 12/01/2015 Through 12/31/2015


Account 112605
KCWA INFRASTRUCTURE ACCT

CLIENT SERVICE MANAGER: SUSAN CALISE
135 SANTILLI HIGHWAY AIM: 026-0018
EVERETT, MA 02149
617-382-5217
SUSAN.CALISE@BNYMELLON.COM

Go Paperless. Securely access your account online to view your statements. Ask your BNY Mellon contact how we can help you access your accounts, enter your own transactions or submit an audit confirmation online. Also be sure to ask how Connect(SM), our new web-based, single sign-on platform can help you go paperless.

Visit us at www.bnymellon.com

Account Overview



Percent of all Investments	Asset Classification	Market Value
100%	CASH AND SHORT TERM	6,216,962.18
100%	TOTAL OF ALL INVESTMENTS	6,216,962.18

Summary of Assets Held

Asset Classification	Market Value	Cost	Accrued Income	Est Annual Income	Market Yield
CASH AND SHORT TERM	6,216,962.18	6,216,962.18	0.00	0.00	0.00%
ACCOUNT TOTALS	6,216,962.18	6,216,962.18	0.00	0.00	0.00%

Summary of Cash Transactions

Transaction Category	Current Period			Year-to-Date	
	Income	Principal	Realized Gains/Losses	Income	Principal
OPENING BALANCE	0.00	0.00		0.00	0.00
DIVIDENDS	48.96	0.00	0.00	685.09	0.00
SALES AND REDEMPTIONS	0.00	619,373.93	0.00	0.00	6,355,361.65
OTHER CASH ADDITIONS	0.00	450,048.96	0.00	13.35	5,400,698.44
OTHER CASH DISBURSEMENTS	48.96 -	619,422.89 -	0.00	698.44 -	6,355,469.51 -
PURCHASES	0.00	450,000.00 -	0.00	0.00	5,400,590.58 -
CLOSING BALANCE	0.00	0.00	0.00	0.00	0.00

The above cash transactions summary is provided for information purposes only and may not reflect actual taxable income or deductible expenses as reportable under the Internal Revenue Code.

000701 XBNEF801 015516

Printed on 12/31/2015 10:00 AM



BNY MELLON

The Bank of New York Mellon Trust Company, N.A.

Statement Period 12/01/2015 Through 12/31/2015

Account 112605

KCWA INFRASTRUCTURE ACCT

Statement of Assets Held

Shares / Par Value	Asset Description	Market Price Average Cost	Market Value Cost	Accrued Income Est Annual Income	Market Yield
CASH AND SHORT TERM					
6,216,962.180	FIDELITY INSTL MMKT GOVT 57 CUSIP: X9USDFIIN	1.00000 1.00000	6,216,962.18 6,216,962.18	0.00 0.00	0.00% 0.00%
Total CASH AND SHORT TERM			6,216,962.18	0.00	0.00%
ACCOUNT TOTALS			6,216,962.18	0.00	0.00%
Total Market Value Plus Total Accrued Income 6,216,962.18					

Statement of Transactions

Transaction Date	Transaction Description	Income	Principal	Cost	Realized Gains/Losses
12/01/15	OPENING BALANCE	0.00	0.00	6,386,336.11	
12/02/15	Dividend FIDELITY INSTL MMKT GOVT 57 TRADE DATE 12/02/15 SET/DATE 12/02/15 CUSIP X9USDFIIN 48.96 SHARES	48.96	0.00	0.00	0.00
12/02/15	Cash Credit CW00005528: SWP FRM 1126058401	0.00	48.96	0.00	0.00
12/02/15	Cash Debit CW00005528: SWP TO 1126058400	48.96 -	0.00	0.00	0.00
12/02/15	DAILY ENDING BALANCE	0.00	48.96	6,386,336.11	0.00
12/03/15	Sale FIDELITY INSTL MMKT GOVT 57 TRADE DATE 12/03/15 SET/DATE 12/03/15 CUSIP X9USDFIIN 619,373.93 SHARES	0.00	619,373.93	619,373.93 -	0.00
12/03/15	Cash Debit CHEQUE NUMBER:0010076385 BOYLE AND FOGARTY PAYMENT ON BEHALF OF KCWA IFR 2014A 280 APPLICATION 8 CSD:12/03/15	0.00	619,422.89 -	0.00	0.00
12/03/15	DAILY ENDING BALANCE	0.00	0.00	5,766,962.18	0.00
12/29/15	Purchase FIDELITY INSTL MMKT GOVT 57 TRADE DATE 12/29/15 SET/DATE 12/29/15 CUSIP X9USDFIIN 450,000.00 SHARES	0.00	450,000.00 -	450,000.00	0.00
12/29/15	Cash Credit TRANSFER TO INFRASTRUCTURE FUND FROM GE NERAL FUND FOR MONTHLY FLOW OF FUNDS	0.00	450,000.00	0.00	0.00
12/29/15	DAILY ENDING BALANCE	0.00	0.00	6,216,962.18	0.00
12/31/15	CLOSING BALANCE	0.00	0.00	6,216,962.18	0.00

Cumulative realized capital gain and loss position from 12/31/2014 for securities held in principal of account:

Short Term: 0.00 * Long Term: 0.00 *

* The above gain and loss position does not include transactions where tax cost information is incomplete or unavailable.

9 0000
1 P03 s 138,602



BNY MELLON

The Bank of New York Mellon Trust Company, N.A.

Statement Period 12/01/2015 Through 12/31/2015

Account 112605

KCWA INFRASTRUCTURE ACCT

000701 XBNEF801 015517

Cash and securities set forth on this Account Statement are held by The Bank of New York Mellon, an affiliate of The Bank of New York Mellon Trust Company, N.A. In addition, The Bank of New York Mellon Trust Company, N.A. may utilize subsidiaries and affiliates to provide services and certain products to the Account. Subsidiaries and affiliates may be compensated for their services and products.

The value of securities set forth on this Account Statement are obtained by The Bank of New York Mellon Trust Company, N.A., from its affiliate, The Bank of New York Mellon which determines such values for Corporate Trust on the basis of market prices and information obtained by The Bank of New York Mellon from unaffiliated third parties (including independent pricing vendors) ("third party pricing services"). The Bank of New York Mellon has not verified such market values or information and makes no assurances as to the accuracy or correctness of such market values or information or that the market values set forth on this Account Statement reflect the value of the securities that can be realized upon the sale of such securities. In addition, the market values for the securities set forth in this Account Statement may differ from the market prices and information for the same securities used by other business units of The Bank of New York Mellon Trust Company, N.A., The Bank of New York Mellon or their respective subsidiaries or affiliates based upon market prices and information received from other third party pricing services utilized by such other business units. Corporate Trust does not compare its market values with those used by, or reconcile different market values used by, other business units of The Bank of New York Mellon Trust Company, N.A., The Bank of New York Mellon or their respective subsidiaries or affiliates. Neither The Bank of New York Mellon Trust Company, N.A. nor The Bank of New York Mellon shall be liable for any loss, damage or expense incurred as a result of or arising from or related to the market values or information provided by third party pricing services or the differences in market prices or information provided by other third party pricing services.

11 1700 9 12605

This Page Intentionally Blank



BNY MELLON

The Bank of New York Mellon Trust Company, N.A.

KENT COUNTY WATER AUTHORITY
ATTN: FINANCE DIRECTOR
1072 MAIN STREET
WEST WARWICK, RI 02893-3724

Account Statement

Statement Period 12/01/2015 Through 12/31/2015

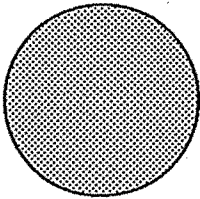
Account 112606
KCWA OPER & MAIN RESERVE ACCT

CLIENT SERVICE MANAGER: SUSAN CALISE
135 SANTILLI HIGHWAY AIM: 026-0018
EVERETT, MA 02149
617-382-5217
SUSAN.CALISE@BNYMELLON.COM

Go Paperless. Securely access your account online to view your statements. Ask your BNY Mellon contact how we can help you access your accounts, enter your own transactions or submit an audit confirmation online. Also be sure to ask how Connect(SM), our new web-based, single sign-on platform can help you go paperless.

Visit us at www.bnymellon.com

Account Overview



Percent of all Investments	Asset Classification	Market Value
100%	CASH AND SHORT TERM	2,638,409.11
100%	TOTAL OF ALL INVESTMENTS	2,638,409.11

Summary of Assets Held

Asset Classification	Market Value	Cost	Accrued Income	Est Annual Income	Market Yield
CASH AND SHORT TERM	2,638,409.11	2,638,409.11	0.00	0.00	0.00%
ACCOUNT TOTALS	2,638,409.11	2,638,409.11	0.00	0.00	0.00%

Summary of Cash Transactions

Transaction Category	Current Period			Year-to-Date	
	Income	Principal	Realized Gains/Losses	Income	Principal
OPENING BALANCE	0.00	0.00		0.00	0.00
DIVIDENDS	21.66	0.00	0.00	235.55	0.00
OTHER CASH ADDITIONS	0.00	21.66	0.00	4.56	256,287.56
OTHER CASH DISBURSEMENTS	21.66 -	0.00	0.00	240.11 -	0.00
PURCHASES	0.00	21.66 -	0.00	0.00	256,287.56 -
CLOSING BALANCE	0.00	0.00	0.00	0.00	0.00

The above cash transactions summary is provided for information purposes only and may not reflect actual taxable income or deductible expenses as reportable under the Internal Revenue Code.

000701 XBNEF001 015518

11
11
11
11



BNY MELLON

The Bank of New York Mellon Trust Company, N.A.

Statement Period 12/01/2015 Through 12/31/2015

Account 112606

KCWA OPER & MAIN RESERVE ACCT

Statement of Assets Held

Shares / Par Value	Asset Description	Market Price Average Cost	Market Value Cost	Accrued Income Est Annual Income	Market Yield
CASH AND SHORT TERM					
2,638,409.110	FIDELITY INSTL MMKT GOVT 57 CUSIP: X9USDFIIN	1.00000 1.00000	2,638,409.11 2,638,409.11	0.00 0.00	0.00% 0.00%
Total CASH AND SHORT TERM			2,638,409.11	0.00	0.00%
ACCOUNT TOTALS			2,638,409.11	0.00	0.00%
Total Market Value Plus Total Accrued Income 2,638,409.11					

Statement of Transactions

Transaction Date	Transaction Description	Income	Principal	Cost	Realized Gains/Losses
12/01/15	OPENING BALANCE	0.00	0.00	2,638,387.45	
12/02/15	Dividend FIDELITY INSTL MMKT GOVT 57 TRADE DATE 12/02/15 SET/DATE 12/02/15 CUSIP X9USDFIIN 21.66 SHARES	21.66	0.00	0.00	0.00
12/02/15	Cash Credit CW00005529: SWP FRM 1126068401	0.00	21.66	0.00	0.00
12/02/15	Cash Debit CW00005529: SWP TO 1126068400	21.66	0.00	0.00	0.00
12/02/15	DAILY ENDING BALANCE	0.00	21.66	2,638,387.45	0.00
12/03/15	Purchase FIDELITY INSTL MMKT GOVT 57 TRADE DATE 12/03/15 SET/DATE 12/03/15 CUSIP X9USDFIIN 21.66 SHARES	0.00	21.66	21.66	0.00
12/03/15	DAILY ENDING BALANCE	0.00	0.00	2,638,409.11	0.00
12/31/15	CLOSING BALANCE	0.00	0.00	2,638,409.11	0.00

Cumulative realized capital gain and loss position from 12/31/2014 for securities held in principal of account:

Short Term: 0.00 * Long Term: 0.00 *

* The above gain and loss position does not include transactions where tax cost information is incomplete or unavailable.

Cash and securities set forth on this Account Statement are held by The Bank of New York Mellon, an affiliate of The Bank of New York Mellon Trust Company, N.A. In addition, The Bank of New York Mellon Trust Company, N.A. may utilize subsidiaries and affiliates to provide services and certain products to the Account. Subsidiaries and affiliates may be compensated for their services and products.

The value of securities set forth on this Account Statement are obtained by The Bank of New York Mellon Trust Company, N.A., from its affiliate, The Bank of New York Mellon which determines such values for Corporate Trust on the basis of market prices and information obtained by The Bank of New York Mellon from unaffiliated third parties (including independent pricing vendors) ("third party pricing services"). The Bank of New York Mellon has not verified such market values or information and makes no assurances as to the accuracy or correctness of such market values or information or that the market values set forth on this Account Statement reflect the value of the securities that can be realized upon the sale of such securities. In addition, the market values for the securities set forth in this Account Statement may differ from the market prices and information for the same securities used by other business units of The Bank of New York Mellon Trust Company, N.A., The Bank of New York Mellon or their respective subsidiaries or affiliates based upon market prices and information received from other third party pricing services utilized by such other business units. Corporate Trust does not compare its market values with those used by, or reconcile different market values used by, other business units of The Bank of New York Mellon Trust Company, N.A., The Bank of New York Mellon or their respective subsidiaries or affiliates. Neither The Bank of New York Mellon Trust Company, N.A. nor The Bank of New York Mellon shall be liable for any loss, damage or expense incurred as a result of or arising from or related to the market values or information provided by third party pricing services or the differences in market prices or information provided by other third party pricing services.

5 0000
1 P03 S 138 504



BNY MELLON

The Bank of New York Mellon Trust Company, N.A.

KENT COUNTY WATER AUTHORITY
ATTN: FINANCE DIRECTOR
1072 MAIN STREET
WEST WARWICK, RI 02893-3724

Account Statement

Statement Period 12/01/2015 Through 12/31/2015

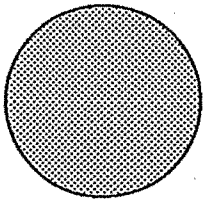
Account 112612
KCWA DEBT SERVICE SAVINGS (2004)

CLIENT SERVICE MANAGER: SUSAN CALISE
135 SANTILLI HIGHWAY AIM: 026-0018
EVERETT, MA 02149
617-382-5217
SUSAN.CALISE@BNYMELLON.COM

Go Paperless. Securely access your account online to view your statements. Ask your BNY Mellon contact how we can help you access your accounts, enter your own transactions or submit an audit confirmation online. Also be sure to ask how Connect(SM), our new web-based, single sign-on platform can help you go paperless.

Visit us at www.bnymellon.com

Account Overview



Percent of all Investments	Asset Classification	Market Value
100%	CASH AND SHORT TERM	1,807,726.17
100%	TOTAL OF ALL INVESTMENTS	1,807,726.17

Summary of Assets Held

Asset Classification	Market Value	Cost	Accrued Income	Est Annual Income	Market Yield
CASH AND SHORT TERM	1,807,726.17	1,807,726.17	0.00	0.00	0.00%
ACCOUNT TOTALS	1,807,726.17	1,807,726.17	0.00	0.00	0.00%

Summary of Cash Transactions

Transaction Category	Current Period			Year-to-Date	
	Income	Principal	Realized Gains/Losses	Income	Principal
OPENING BALANCE	0.00	0.00		0.00	0.00
DIVIDENDS	13.29	0.00	0.00	110.54	0.00
OTHER CASH ADDITIONS	0.00	93,013.29	0.00	1.13	1,116,111.67
OTHER CASH DISBURSEMENTS	13.29 -	0.00	0.00	111.67 -	0.00
PURCHASES	0.00	93,013.29 -	0.00	0.00	1,116,111.67 -
CLOSING BALANCE	0.00	0.00	0.00	0.00	0.00

The above cash transactions summary is provided for information purposes only and may not reflect actual taxable income or deductible expenses as reportable under the Internal Revenue Code.

000701 XBNEF801 015519

11/11/15 11:11 AM



BNY MELLON

The Bank of New York Mellon Trust Company, N.A.

Statement Period 12/01/2015 Through 12/31/2015
Account 112612
KCWA DEBT SERVICE SAVINGS (2004)

Statement of Assets Held

Shares / Par Value	Asset Description	Market Price Average Cost	Market Value Cost	Accrued Income Est Annual Income	Market Yield
CASH AND SHORT TERM					
1,807,726.170	FIDELITY INSTL MMKT GOVT 57 CUSIP: X9USDFIIN	1.00000 1.00000	1,807,726.17 1,807,726.17	0.00 0.00	0.00% 0.00%
Total CASH AND SHORT TERM			1,807,726.17	0.00	0.00%
ACCOUNT TOTALS			1,807,726.17	0.00	0.00%
Total Market Value Plus Total Accrued Income 1,807,726.17					

Statement of Transactions

Transaction Date	Transaction Description	Income	Principal	Cost	Realized Gains/Losses
12/01/15	OPENING BALANCE	0.00	0.00	1,714,712.88	
12/02/15	Dividend FIDELITY INSTL MMKT GOVT 57 TRADE DATE 12/02/15 SET/DATE 12/02/15 CUSIP X9USDFIIN 13.29 SHARES	13.29	0.00	0.00	0.00
12/02/15	Cash Credit CW00005530: SWP FRM 1126128401	0.00	13.29	0.00	0.00
12/02/15	Cash Debit CW00005530: SWP TO 1126128400	13.29	0.00	0.00	0.00
12/02/15	DAILY ENDING BALANCE	0.00	13.29	1,714,712.88	0.00
12/03/15	Purchase FIDELITY INSTL MMKT GOVT 57 TRADE DATE 12/03/15 SET/DATE 12/03/15 CUSIP X9USDFIIN 13.29 SHARES	0.00	13.29	13.29	0.00
12/03/15	DAILY ENDING BALANCE	0.00	0.00	1,714,726.17	0.00
12/29/15	Purchase FIDELITY INSTL MMKT GOVT 57 TRADE DATE 12/29/15 SET/DATE 12/29/15 CUSIP X9USDFIIN 93,000.00 SHARES	0.00	93,000.00	93,000.00	0.00
12/29/15	Cash Credit TRANSFER TO DS SAVINGS (2004 DEBT PAID 2 014) FUND FROM GENERAL FUND FOR MONTHLY FLOW OF FUNDS	0.00	93,000.00	0.00	0.00
12/29/15	DAILY ENDING BALANCE	0.00	0.00	1,807,726.17	0.00
12/31/15	CLOSING BALANCE	0.00	0.00	1,807,726.17	0.00

Cumulative realized capital gain and loss position from 12/31/2014 for securities held in principal of account:

Short Term: 0.00 * Long Term: 0.00 *

* The above gain and loss position does not include transactions where tax cost information is incomplete or unavailable.



BNY MELLON

The Bank of New York Mellon Trust Company, N.A.

Statement Period 12/01/2015 Through 12/31/2015

Account 112612

KCWA DEBT SERVICE SAVINGS (2004)

000701 XBNEF801 015520

Cash and securities set forth on this Account Statement are held by The Bank of New York Mellon, an affiliate of The Bank of New York Mellon Trust Company, N.A. In addition, The Bank of New York Mellon Trust Company, N.A. may utilize subsidiaries and affiliates to provide services and certain products to the Account. Subsidiaries and affiliates may be compensated for their services and products.

The value of securities set forth on this Account Statement are obtained by The Bank of New York Mellon Trust Company, N.A., from its affiliate, The Bank of New York Mellon which determines such values for Corporate Trust on the basis of market prices and information obtained by The Bank of New York Mellon from unaffiliated third parties (including independent pricing vendors) ("third party pricing services"). The Bank of New York Mellon has not verified such market values or information and makes no assurances as to the accuracy or correctness of such market values or information or that the market values set forth on this Account Statement reflect the value of the securities that can be realized upon the sale of such securities. In addition, the market values for the securities set forth in this Account Statement may differ from the market prices and information for the same securities used by other business units of The Bank of New York Mellon Trust Company, N.A., The Bank of New York Mellon or their respective subsidiaries or affiliates based upon market prices and information received from other third party pricing services utilized by such other business units. Corporate Trust does not compare its market values with those used by, or reconcile different market values used by, other business units of The Bank of New York Mellon Trust Company, N.A., The Bank of New York Mellon or their respective subsidiaries or affiliates. Neither The Bank of New York Mellon Trust Company, N.A. nor The Bank of New York Mellon shall be liable for any loss, damage or expense incurred as a result of or arising from or related to the market values or information provided by third party pricing services or the differences in market prices or information provided by other third party pricing services.

000701 XBNEF801 015520

This Page Intentionally Blank



BNY MELLON

The Bank of New York Mellon Trust Company, N.A.

Statement Period 12/01/2015 Through 12/31/2015

Account 112613

KCWA SER 2004A DEBT SERV RESRV

Statement of Assets Held

Shares / Par Value	Asset Description	Market Price Average Cost	Market Value Cost	Accrued Income Est Annual Income	Market Yield
CASH AND SHORT TERM					
1.120	FIDELITY INSTL MMKT GOVT 57 CUSIP: X9USDFIIN	1.00000	1.12	0.00	0.00%
		1.00000	1.12	0.00	
Total CASH AND SHORT TERM			1.12	0.00	0.00%
			1.12	0.00	
ACCOUNT TOTALS			1.12	0.00	0.00%
Total Market Value Plus Total Accrued Income 1.12			1.12	0.00	

Statement of Transactions

Transaction Date	Transaction Description	Income	Principal	Cost	Realized Gains/Losses
------------------	-------------------------	--------	-----------	------	-----------------------

No Transactions This Period

Cash and securities set forth on this Account Statement are held by The Bank of New York Mellon, an affiliate of The Bank of New York Mellon Trust Company, N.A. In addition, The Bank of New York Mellon Trust Company, N.A. may utilize subsidiaries and affiliates to provide services and certain products to the Account. Subsidiaries and affiliates may be compensated for their services and products.

The value of securities set forth on this Account Statement are obtained by The Bank of New York Mellon Trust Company, N.A., from its affiliate, The Bank of New York Mellon which determines such values for Corporate Trust on the basis of market prices and information obtained by The Bank of New York Mellon from unaffiliated third parties (including independent pricing vendors) ("third party pricing services"). The Bank of New York Mellon has not verified such market values or information and makes no assurances as to the accuracy or correctness of such market values or information or that the market values set forth on this Account Statement reflect the value of the securities that can be realized on the sale of such securities. In addition, the market values for the securities set forth in this Account Statement may differ from the market prices and information for the same securities used by other business units of The Bank of New York Mellon Trust Company, N.A., The Bank of New York Mellon or their respective subsidiaries or affiliates based upon market prices and information received from other third party pricing services utilized by such other business units. Corporate Trust does not compare its market values with those used by, or reconcile different market values used by, other business units of The Bank of New York Mellon Trust Company, N.A., The Bank of New York Mellon or their respective subsidiaries or affiliates. Neither The Bank of New York Mellon Trust Company, N.A. nor The Bank of New York Mellon shall be liable for any loss, damage or expense incurred as a result of or arising from or related to the market values or information provided by third party pricing services or the differences in market prices or information provided by other third party pricing services.

0 0.0000 M 1 P23 138.507



BNY MELLON

The Bank of New York Mellon Trust Company, N.A.

KENT COUNTY WATER AUTHORITY
ATTN: FINANCE DIRECTOR
1072 MAIN STREET
WEST WARWICK, RI 02893-3724

Account Statement

Statement Period 12/01/2015 Through 12/31/2015


Account 112613
KCWA SER 2004A DEBT SERV RESRV

CLIENT SERVICE MANAGER: SUSAN CALISE
135 SANTILLI HIGHWAY AIM: 026-0018
EVERETT, MA 02149
617-382-5217
SUSAN.CALISE@BNYMELLON.COM

Go Paperless. Securely access your account online to view your statements. Ask your BNY Mellon contact how we can help you access your accounts, enter your own transactions or submit an audit confirmation online. Also be sure to ask how Connect(SM), our new web-based, single sign-on platform can help you go paperless.

Visit us at www.bnymellon.com

Account Overview



Percent of all Investments	Asset Classification	Market Value
100%	CASH AND SHORT TERM	1.12
100%	TOTAL OF ALL INVESTMENTS	1.12

Summary of Assets Held

Asset Classification	Market Value	Cost	Accrued Income	Est Annual Income	Market Y
CASH AND SHORT TERM	1.12	1.12	0.00	0.00	0.00%
ACCOUNT TOTALS	1.12	1.12	0.00	0.00	0.00%

Summary of Cash Transactions

Transaction Category	Current Period			Year-to-Date	
	Income	Principal	Realized Gains/Losses	Income	Principal
OPENING BALANCE	0.00	0.00		0.00	0.00
CLOSING BALANCE	0.00	0.00	0.00	0.00	0.00

The above cash transactions summary is provided for information purposes only and may not reflect actual taxable income or deductible expenses as reportable under the Internal Revenue Code.

000701 XBNEFB01 015521



BNY MELLON

The Bank of New York Mellon Trust Company, N.A.

**KENT COUNTY WATER AUTHORITY
ATTN: FINANCE DIRECTOR
1072 MAIN STREET
WEST WARWICK, RI 02893-3724**

Account Statement

Statement Period 12/01/2015 Through 12/31/2015

Account 667674
KCWA RENEWAL/REPLACEMENT A/C (PUC - 1)
MISC GSP / IMMS KCWA
RENEWAL/REPLACEMENT A/C (PUC-1)

CLIENT SERVICE MANAGER: SUSAN CALISE
135 SANTILLI HIGHWAY AIM: 026-0018
EVERETT, MA 02149
617-382-5217
SUSAN.CALISE@BNYMELLON.COM

Go Paperless. Securely access your account online to view your statements. Ask your BNY Mellon contact how we can help you access your accounts, enter your own transactions or submit an audit confirmation online. Also be sure to ask how Connect(SM), our new web-based, single sign-on platform can help you go paperless.

Visit us at www.bnymellon.com

Summary of Assets Held

Asset Classification	Market Value	Cost	Accrued Income	Est Annual Income	Market Yield
No Assets Held					

Summary of Cash Transactions

Transaction Category	Current Period			Year-to-Date	
	Income	Principal	Realized Gains/Losses	Income	Principal
OPENING BALANCE	0.00	0.00		0.00	0.00
CLOSING BALANCE	0.00	0.00	0.00	0.00	0.00

The above cash transactions summary is provided for information purposes only and may not reflect actual taxable income or deductible expenses as reportable under the Internal Revenue Code.

000701 XBNEF801 015522



BNY MELLON

The Bank of New York Mellon Trust Company, N.A.

Statement Period 12/01/2015 Through 12/31/2015
Account 667674
KCWA RENEWAL/REPLACEMENT A/C (PUC-1)

Cash and securities set forth on this Account Statement are held by The Bank of New York Mellon, an affiliate of The Bank of New York Mellon Trust Company, N.A. In addition, The Bank of New York Mellon Trust Company, N.A. may utilize subsidiaries and affiliates to provide services and certain products to the Account. Subsidiaries and affiliates may be compensated for their services and products.

The value of securities set forth on this Account Statement are obtained by The Bank of New York Mellon Trust Company, N.A., from its affiliate, The Bank of New York Mellon which determines such values for Corporate Trust on the basis of market prices and information obtained by The Bank of New York Mellon from unaffiliated third parties (including independent pricing vendors) ("third party pricing services"). The Bank of New York Mellon has not verified such market values or information and makes no assurances as to the accuracy or correctness of such market values or information or that the market values set forth on this Account Statement reflect the value of the securities that can be realized upon the sale of such securities. In addition, the market values for the securities set forth in this Account Statement may differ from the market prices and information for the same securities used by other business units of The Bank of New York Mellon Trust Company, N.A., The Bank of New York Mellon or their respective subsidiaries or affiliates based upon market prices and information received from other third party pricing services utilized by such other business units. Corporate Trust does not compare its market values with those used by, or reconcile different market values used by, other business units of The Bank of New York Mellon Trust Company, N.A., The Bank of New York Mellon or their respective subsidiaries or affiliates. Neither The Bank of New York Mellon Trust Company, N.A. nor The Bank of New York Mellon shall be liable for any loss, damage or expense incurred as a result of or arising from or related to the market values or information provided by third party pricing services or the differences in market prices or information provided by other third party pricing services.

c 9 0000
1 PD3 s 136 608



BNY MELLON

The Bank of New York Mellon Trust Company, N.A.

**KENT COUNTY WATER AUTHORITY
ATTN: FINANCE DIRECTOR
1072 MAIN STREET
WEST WARWICK, RI 02893-3724**

Account Statement

Statement Period 12/01/2015 Through 12/31/2015

Account 667675
KCWA RENEWAL/REPLACEMENT A/C (PUC - 1)
MISC GSP / IMMS KCWA
RENEWAL/REPLACEMENT A/C (PUC - 2)

CLIENT SERVICE MANAGER: SUSAN CALISE
135 SANTILLI HIGHWAY AIM: 026-0018
EVERETT, MA 02149
617-382-5217
SUSAN.CALISE@BNYMELLON.COM

Go Paperless. Securely access your account online to view your statements. Ask your BNY Mellon contact how we can help you access your accounts, enter your own transactions or submit an audit confirmation online. Also be sure to ask how Connect(SM), our new web-based, single sign-on platform can help you go paperless.

Visit us at www.bnymellon.com

Summary of Assets Held

Asset Classification	Market Value	Cost	Accrued Income	Est Annual Income	Market Yield
No Assets Held					

Summary of Cash Transactions

Transaction Category	Current Period			Year-to-Date	
	Income	Principal	Realized Gains/Losses	Income	Principal
OPENING BALANCE	0.00	0.00		0.00	0.00
CLOSING BALANCE	0.00	0.00	0.00	0.00	0.00

The above cash transactions summary is provided for information purposes only and may not reflect actual taxable income or deductible expenses as reportable under the Internal Revenue Code.

000701 XBNEFB01 015523

12/31/2015 10:00 AM



BNY MELLON

The Bank of New York Mellon Trust Company, N.A.

Statement Period 12/01/2015 Through 12/31/2015
Account 667675
KCWA RENEWAL/REPLACEMENT A/C (PUC-2)

Cash and securities set forth on this Account Statement are held by The Bank of New York Mellon, an affiliate of The Bank of New York Mellon Trust Company, N.A. In addition, The Bank of New York Mellon Trust Company, N.A. may utilize subsidiaries and affiliates to provide services and certain products to the Account. Subsidiaries and affiliates may be compensated for their services and products.

The value of securities set forth on this Account Statement are obtained by The Bank of New York Mellon Trust Company, N.A., from its affiliate, The Bank of New York Mellon which determines such values for Corporate Trust on the basis of market prices and information obtained by The Bank of New York Mellon from unaffiliated third parties (including independent pricing vendors) ("third party pricing services"). The Bank of New York Mellon has not verified such market values or information and makes no assurances as to the accuracy or correctness of such market values or information or that the market values set forth on this Account Statement reflect the value of the securities that can be realized upon the sale of such securities. In addition, the market values for the securities set forth in this Account Statement may differ from the market prices and information for the same securities used by other business units of The Bank of New York Mellon Trust Company, N.A., The Bank of New York Mellon or their respective subsidiaries or affiliates based upon market prices and information received from other third party pricing services utilized by such other business units. Corporate Trust does not compare its market values with those used by, or reconcile different market values used by, other business units of The Bank of New York Mellon Trust Company, N.A., The Bank of New York Mellon or their respective subsidiaries or affiliates. Neither The Bank of New York Mellon Trust Company, N.A. nor The Bank of New York Mellon shall be liable for any loss, damage or expense incurred as a result of or arising from or related to the market values or information provided by third party pricing services or the differences in market prices or information provided by other third party pricing services.

9 0000
1 PD3 \$ 138.609



December 31, 2015

Envelope Contents

00003626 02 AB 0-413 02 TR 00021 XBNED801 000000
 KENT COUNTY WATER AUTHORITY
 ATTN: FINANCE DIRECTOR
 1072 MAIN STREET
 WEST WARWICK, RI 02893

Account Information	Number of Pages	Starting Page Number	Account Information	Number of Pages	Starting Page Number
CWA SER 2012 DSR FUND :53023	2	1 of 8			
CWA SER 2012 DEBT SERVICE FD :53024	2	3 of 8			
CWA SER 2012 PJCT FD COI AC :53025	2	5 of 8			
CWA DEBT SERVICE SAVINGS CIP :53026	2	7 of 8			

This Page Intentionally Blank



BNY MELLON

The Bank of New York Mellon Trust Company, N.A.

KENT COUNTY WATER AUTHORITY
ATTN: FINANCE DIRECTOR
1072 MAIN STREET
WEST WARWICK, RI 02893

Account Statement

Statement Period 12/01/2015 Through 12/31/2015

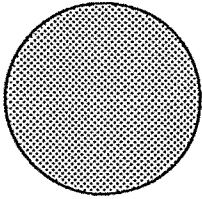
Account 853023
KENT COUNTY WATER AUTHORITY GENERAL
REFUNDING REVENUE BONDS 2012 SERIES A
(853023)

CLIENT SERVICE MANAGER: SUSAN CALISE
135 SANTILLI HIGHWAY AIM: 026-0018
EVERETT, MA 02149
617-382-5217
SUSAN.CALISE@BNYMELLON.COM

Go Paperless. Securely access your account online to view your statements. Ask your BNY Mellon contact how we can help you access your accounts, enter your own transactions or submit an audit confirmation online. Also be sure to ask how Connect(SM), our new web-based, single sign-on platform can help you go paperless.

Visit us at www.bnymellon.com

Account Overview



Percent of all Investments	Asset Classification	Market Value
100%	CASH AND SHORT TERM	1,799,275.59
100%	TOTAL OF ALL INVESTMENTS	1,799,275.59

Summary of Assets Held

Asset Classification	Market Value	Cost	Accrued Income	Est Annual Income	Market Yield
CASH AND SHORT TERM	1,799,275.59	1,799,275.59	0.00	0.00	0.00%
ACCOUNT TOTALS	1,799,275.59	1,799,275.59	0.00	0.00	0.00%

Summary of Cash Transactions

Transaction Category	Current Period			Year-to-Date	
	Income	Principal	Realized Gains/Losses	Income	Principal
OPENING BALANCE	0.00	0.00		0.00	0.00
DIVIDENDS	14.76	0.00	0.00	175.96	0.00
OTHER CASH ADDITIONS	0.00	0.00	0.00	3.44	0.00
PURCHASES	14.76 -	0.00	0.00	179.40 -	0.00
CLOSING BALANCE	0.00	0.00	0.00	0.00	0.00

The above cash transactions summary is provided for information purposes only and may not reflect actual taxable income or deductible expenses as reportable under the Internal Revenue Code.



BNY MELLON

The Bank of New York Mellon Trust Company, N.A.

Statement Period 12/01/2015 Through 12/31/2015

Account 853023

KCWA SER 2012 DSR FUND

Statement of Assets Held

Shares / Par Value	Asset Description	Market Price Average Cost	Market Value Cost	Accrued Income Est Annual Income	Market Yield
CASH AND SHORT TERM					
179.400	FIDELITY INSTL MMKT GOVT 57	1.00000	179.40	0.00	0.00%
	CUSIP: X9USDFIIN	1.00000	179.40	0.00	
1,799,096.190	FIDELITY INSTL MMKT GOVT 57	1.00000	1,799,096.19	0.00	0.00%
	CUSIP: X9USDFIIN	1.00000	1,799,096.19	0.00	
Total CASH AND SHORT TERM			1,799,275.59	0.00	0.00%
			1,799,275.59	0.00	

ACCOUNT TOTALS

1,799,275.59	0.00	0.00%
1,799,275.59	0.00	

Total Market Value Plus Total Accrued Income 1,799,275.59

Statement of Transactions

Transaction Date	Transaction Description	Income	Principal	Cost	Realized Gains/Losses
12/01/15	OPENING BALANCE	0.00	0.00	1,799,260.83	
12/02/15	Purchase FIDELITY INSTL MMKT GOVT 57 TRADE DATE 12/02/15 SET/DATE 12/02/15 CUSIP X9USDFIIN 14.76 SHARES	14.76	0.00	14.76	0.00
12/02/15	Dividend FIDELITY INSTL MMKT GOVT 57 TRADE DATE 12/02/15 SET/DATE 12/02/15 CUSIP X9USDFIIN 14.76 SHARES	14.76	0.00	0.00	0.00
12/02/15	DAILY ENDING BALANCE	0.00	0.00	1,799,275.59	0.00
12/31/15	CLOSING BALANCE	0.00	0.00	1,799,275.59	0.00

Cumulative realized capital gain and loss position from 12/31/2014 for securities held in principal of account:

Short Term:	0.00 *	Long Term:	0.00 *
-------------	--------	------------	--------

* The above gain and loss position does not include transactions where tax cost information is incomplete or unavailable.

Cash and securities set forth on this Account Statement are held by The Bank of New York Mellon, an affiliate of The Bank of New York Mellon Trust Company, N.A. In addition, The Bank of New York Mellon Trust Company, N.A. may utilize subsidiaries and affiliates to provide services and certain products to the Account. Subsidiaries and affiliates may be compensated for their services and products.

The value of securities set forth on this Account Statement are obtained by The Bank of New York Mellon Trust Company, N.A., from its affiliate, The Bank of New York Mellon which determines such values for Corporate Trust on the basis of market prices and information obtained by The Bank of New York Mellon from unaffiliated third parties (including independent pricing vendors) ("third party pricing services"). The Bank of New York Mellon has not verified such market values or information and makes no assurances as to the accuracy or correctness of such market values or information or that the market values set forth on this Account Statement reflect the value of the securities that can be realized upon the sale of such securities. In addition, the market values for the securities set forth in this Account Statement may differ from the market prices and information for the same securities used by other business units of The Bank of New York Mellon Trust Company, N.A., The Bank of New York Mellon or their respective subsidiaries or affiliates based upon market prices and information received from other third party pricing services utilized by such other business units. Corporate Trust does not compare its market values with those used by, or reconcile different market values used by, other business units of The Bank of New York Mellon Trust Company, N.A., The Bank of New York Mellon or their respective subsidiaries or affiliates. Neither The Bank of New York Mellon Trust Company, N.A. nor The Bank of New York Mellon shall be liable for any loss, damage or expense incurred as a result of or arising from or related to the market values or information provided by third party pricing services or the differences in market prices or information provided by other third party pricing services.



BNY MELLON

The Bank of New York Mellon Trust Company, N.A.

**KENT COUNTY WATER AUTHORITY
ATTN: FINANCE DIRECTOR
1072 MAIN STREET
WEST WARWICK, RI 02893**

Account Statement

Statement Period 12/01/2015 Through 12/31/2015

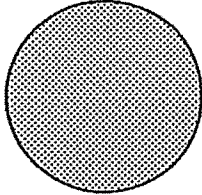
Account 853024
KENT COUNTY WATER AUTHORITY GENERAL
REFUNDING REVENUE BONDS 2012 SERIES A
(853024)

Go Paperless. Securely access your account online to view your statements. Ask your BNY Mellon contact how we can help you access your accounts, enter your own transactions or submit an audit confirmation online. Also be sure to ask how Connect(SM), our new web-based, single sign-on platform can help you go paperless.

CLIENT SERVICE MANAGER: SUSAN CALISE
135 SANTILLI HIGHWAY AIM: 026-0018
EVERETT, MA 02149
617-382-5217
SUSAN.CALISE@BNYMELLON.COM

Visit us at www.bnymellon.com

Account Overview



Percent of all Investments	Asset Classification	Market Value
100%	CASH AND SHORT TERM	1,090,037.35
100%	TOTAL OF ALL INVESTMENTS	1,090,037.35

Summary of Assets Held

Asset Classification	Market Value	Cost	Accrued Income	Est Annual Income	Market Yield
CASH AND SHORT TERM	1,090,037.35	1,090,037.35	0.00	0.00	0.00%
ACCOUNT TOTALS	1,090,037.35	1,090,037.35	0.00	0.00	0.00%

Summary of Cash Transactions

Transaction Category	Current Period			Year-to-Date	
	Income	Principal	Realized Gains/Losses	Income	Principal
OPENING BALANCE	0.00	0.00		0.00	0.00
DIVIDENDS	6.05	0.00	0.00	90.16	0.00
SALES AND REDEMPTIONS	0.00	0.00	0.00	0.00	2,179,500.00
OTHER CASH ADDITIONS	0.00	181,625.00	0.00	1.75	2,179,500.00
OTHER CASH DISBURSEMENTS	0.00	0.00	0.00	0.00	2,179,500.00 -
PURCHASES	6.05 -	181,625.00 -	0.00	91.91 -	2,179,500.00 -
CLOSING BALANCE	0.00	0.00	0.00	0.00	0.00

The above cash transactions summary is provided for information purposes only and may not reflect actual taxable income or deductible expenses as reportable under the Internal Revenue Code.



BNY MELLON

The Bank of New York Mellon Trust Company, N.A.

Statement Period 12/01/2015 Through 12/31/2015
Account 853024
KCWA SER 2012 DEBT SERVICE FD

Statement of Assets Held

Shares / Par Value	Asset Description	Market Price Average Cost	Market Value Cost	Accrued Income Est Annual Income	Market Yield
CASH AND SHORT TERM					
91.910	FIDELITY INSTL MMKT GOVT 57	1.00000	91.91	0.00	0.00%
	CUSIP: X9USDFIIN	1.00000	91.91	0.00	
1,089,945.440	FIDELITY INSTL MMKT GOVT 57	1.00000	1,089,945.44	0.00	0.00%
	CUSIP: X9USDFIIN	1.00000	1,089,945.44	0.00	
Total CASH AND SHORT TERM			1,090,037.35	0.00	0.00%
			1,090,037.35	0.00	

ACCOUNT TOTALS

1,090,037.35 **0.00** **0.00%**
1,090,037.35 **0.00**

Total Market Value Plus Total Accrued Income 1,090,037.35

Statement of Transactions

Transaction Date	Transaction Description	Income	Principal	Cost	Realized Gains/Losses
12/01/15	OPENING BALANCE	0.00	0.00	908,406.30	
12/02/15	Purchase FIDELITY INSTL MMKT GOVT 57 TRADE DATE 12/02/15 SET/DATE 12/02/15 CUSIP X9USDFIIN 6.05 SHARES	6.05	0.00	6.05	0.00
12/02/15	Dividend FIDELITY INSTL MMKT GOVT 57 TRADE DATE 12/02/15 SET/DATE 12/02/15 CUSIP X9USDFIIN 6.05 SHARES	6.05	0.00	0.00	0.00
12/02/15	DAILY ENDING BALANCE	0.00	0.00	908,412.35	0.00
12/29/15	Purchase FIDELITY INSTL MMKT GOVT 57 TRADE DATE 12/29/15 SET/DATE 12/29/15 CUSIP X9USDFIIN 181,625.00 SHARES	0.00	181,625.00	181,625.00	0.00
12/29/15	Cash Credit TRANSFER TO DS FUND 2012 FROM GENERAL FUND FOR MONTHLY FLOW OF FUNDS	0.00	181,625.00	0.00	0.00
12/29/15	DAILY ENDING BALANCE	0.00	0.00	1,090,037.35	0.00
12/31/15	CLOSING BALANCE	0.00	0.00	1,090,037.35	0.00

Cumulative realized capital gain and loss position from 12/31/2014 for securities held in principal of account:

Short Term: 0.00 * Long Term: 0.00 *

* The above gain and loss position does not include transactions where tax cost information is incomplete or unavailable.

Cash and securities set forth on this Account Statement are held by The Bank of New York Mellon, an affiliate of The Bank of New York Mellon Trust Company, N.A. In addition, The Bank of New York Mellon Trust Company, N.A. may utilize subsidiaries and affiliates to provide services and certain products to the Account. Subsidiaries and affiliates may be compensated for their services and products.

The value of securities set forth on this Account Statement are obtained by The Bank of New York Mellon Trust Company, N.A., from its affiliate, The Bank of New York Mellon which determines such values for Corporate Trust on the basis of market prices and information obtained by The Bank of New York Mellon from unaffiliated third parties (including independent pricing vendors) ("third party pricing services"). The Bank of New York Mellon has not verified such market values or information and makes no assurances as to the accuracy or correctness of such market values or information or that the market values set forth on this Account Statement reflect the value of the securities that can be realized upon the sale of such securities. In addition, the market values for the securities set forth in this Account Statement may differ from the market prices and information for the same securities used by other business units of The Bank of New York Mellon Trust Company, N.A., The Bank of New York Mellon or their respective subsidiaries or affiliates based upon market prices and information received from other third party pricing services utilized by such other business units. Corporate Trust does not compare its market values with those used by, or reconcile different market values used by, other business units of The Bank of New York Mellon Trust Company, N.A., The Bank of New York Mellon or their respective subsidiaries or affiliates. Neither The Bank of New York Mellon Trust Company, N.A. nor The Bank of New York Mellon shall be liable for any loss, damage or expense incurred as a result of or arising from or related to the market values or information provided by third party pricing services or the differences in market prices or information provided by other third party pricing services.



BNY MELLON

The Bank of New York Mellon Trust Company, N.A.

KENT COUNTY WATER AUTHORITY
ATTN: FINANCE DIRECTOR
1072 MAIN STREET
WEST WARWICK, RI 02893

Account Statement

Statement Period 12/01/2015 Through 12/31/2015

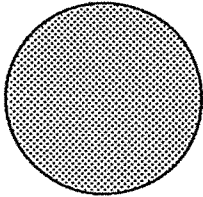
Account 853025
KENT COUNTY WATER AUTHORITY GENERAL
REFUNDING REVENUE BONDS 2012 SERIES A
(853025)

CLIENT SERVICE MANAGER: SUSAN CALISE
135 SANTILLI HIGHWAY AIM: 026-0018
EVERETT, MA 02149
617-382-5217
SUSAN.CALISE@BNYMELLON.COM

Go Paperless. Securely access your account online to view your statements. Ask your BNY Mellon contact how we can help you access your accounts, enter your own transactions or submit an audit confirmation online. Also be sure to ask how Connect(SM), our new web-based, single sign-on platform can help you go paperless.

Visit us at www.bnymellon.com

Account Overview



Percent of all Investments	Asset Classification	Market Value
100%	CASH AND SHORT TERM	1,008,379.82
100%	TOTAL OF ALL INVESTMENTS	1,008,379.82

Summary of Assets Held

Asset Classification	Market Value	Cost	Accrued Income	Est Annual Income	Market Yield
CASH AND SHORT TERM	1,008,379.82	1,008,379.82	0.00	0.00	0.00%
ACCOUNT TOTALS	1,008,379.82	1,008,379.82	0.00	0.00	0.00%

Summary of Cash Transactions

Transaction Category	Current Period			Year-to-Date	
	Income	Principal	Realized Gains/Losses	Income	Principal
OPENING BALANCE	0.00	0.00		0.00	0.00
DIVIDENDS	8.34	0.00	0.00	123.69	0.00
SALES AND REDEMPTIONS	0.00	0.00	0.00	0.00	1,686,436.59
OTHER CASH ADDITIONS	0.00	0.00	0.00	3.35	955,519.29
OTHER CASH DISBURSEMENTS	0.00	0.00	0.00	0.00	1,686,436.59 -
PURCHASES	8.34 -	0.00	0.00	127.04 -	955,519.29 -
CLOSING BALANCE	0.00	0.00	0.00	0.00	0.00

The above cash transactions summary is provided for information purposes only and may not reflect actual taxable income or deductible expenses as reportable under the Internal Revenue Code.



BNY MELLON

The Bank of New York Mellon Trust Company, N.A.

Statement Period 12/01/2015 Through 12/31/2015
Account 853025
KCWA SER 2012 PJCT FD COI AC

Statement of Assets Held

Shares / Par Value	Asset Description	Market Price Average Cost	Market Value Cost	Accrued Income Est Annual Income	Market Yield
CASH AND SHORT TERM					
127.040	FIDELITY INSTL MMKT GOVT 57	1.00000	127.04	0.00	0.00%
	CUSIP: X9USDFIIN	1.00000	127.04	0.00	
1,008,252.780	FIDELITY INSTL MMKT GOVT 57	1.00000	1,008,252.78	0.00	0.00%
	CUSIP: X9USDFIIN	1.00000	1,008,252.78	0.00	
Total CASH AND SHORT TERM			1,008,379.82	0.00	0.00%
			1,008,379.82	0.00	

ACCOUNT TOTALS

1,008,379.82 **0.00** **0.00%**
1,008,379.82 **0.00**

Total Market Value Plus Total Accrued Income 1,008,379.82

Statement of Transactions

Transaction Date	Transaction Description	Income	Principal	Cost	Realized Gains/Losses
12/01/15	OPENING BALANCE	0.00	0.00	1,008,371.48	
12/02/15	Purchase FIDELITY INSTL MMKT GOVT 57 TRADE DATE 12/02/15 SET/DATE 12/02/15 CUSIP X9USDFIIN 8.34 SHARES	8.34	0.00	8.34	0.00
12/02/15	Dividend FIDELITY INSTL MMKT GOVT 57 TRADE DATE 12/02/15 SET/DATE 12/02/15 CUSIP X9USDFIIN 8.34 SHARES	8.34	0.00	0.00	0.00
12/02/15	DAILY ENDING BALANCE	0.00	0.00	1,008,379.82	0.00
12/31/15	CLOSING BALANCE	0.00	0.00	1,008,379.82	0.00

Cumulative realized capital gain and loss position from 12/31/2014 for securities held in principal of account:

Short Term: 0.00 * Long Term: 0.00 *

* The above gain and loss position does not include transactions where tax cost information is incomplete or unavailable.

Cash and securities set forth on this Account Statement are held by The Bank of New York Mellon, an affiliate of The Bank of New York Mellon Trust Company, N.A. In addition, The Bank of New York Mellon Trust Company, N.A. may utilize subsidiaries and affiliates to provide services and certain products to the Account. Subsidiaries and affiliates may be compensated for their services and products.

The value of securities set forth on this Account Statement are obtained by The Bank of New York Mellon Trust Company, N.A., from its affiliate, The Bank of New York Mellon which determines such values for Corporate Trust on the basis of market prices and information obtained by The Bank of New York Mellon from unaffiliated third parties (including independent pricing vendors) ("third party pricing services"). The Bank of New York Mellon has not verified such market values or information and makes no assurances as to the accuracy or correctness of such market values or information or that the market values set forth on this Account Statement reflect the value of the securities that can be realized upon the sale of such securities. In addition, the market values for the securities set forth in this Account Statement may differ from the market prices and information for the same securities used by other business units of The Bank of New York Mellon Trust Company, N.A., The Bank of New York Mellon or their respective subsidiaries or affiliates based upon market prices and information received from other third party pricing services utilized by such other business units. Corporate Trust does not compare its market values with those used by, or reconcile different market values used by, other business units of The Bank of New York Mellon Trust Company, N.A., The Bank of New York Mellon or their respective subsidiaries or affiliates. Neither The Bank of New York Mellon Trust Company, N.A. nor The Bank of New York Mellon shall be liable for any loss, damage or expense incurred as a result of or arising from or related to the market values or information provided by third party pricing services or the differences in market prices or information provided by other third party pricing services.



BNY MELLON

The Bank of New York Mellon Trust Company, N.A.

KENT COUNTY WATER AUTHORITY
ATTN: FINANCE DIRECTOR
1072 MAIN STREET
WEST WARWICK, RI 02893

Account Statement

Statement Period 12/01/2015 Through 12/31/2015

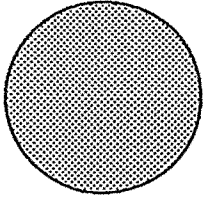
Account 853026
KENT COUNTY WATER AUTHORITY GENERAL
REFUNDING REVENUE BONDS DEBT SERVICE
SAVINGS ACCOUNT FOR CIP

Go Paperless. Securely access your account online to view your statements. Ask your BNY Mellon contact how we can help you access your accounts, enter your own transactions or submit an audit confirmation online. Also be sure to ask how Connect(SM), our new web-based, single sign-on platform can help you go paperless.

CLIENT SERVICE MANAGER: SUSAN CALISE
135 SANTILLI HIGHWAY AIM: 026-0018
EVERETT, MA 02149
617-382-5217
SUSAN.CALISE@BNYMELLON.COM

Visit us at www.bnymellon.com

Account Overview



Percent of all Investments	Asset Classification	Market Value
100% ☉	CASH AND SHORT TERM	1,633,252.18
100%	TOTAL OF ALL INVESTMENTS	1,633,252.18

Summary of Assets Held

Asset Classification	Market Value	Cost	Accrued Income	Est Annual Income	Market Yield
CASH AND SHORT TERM	1,633,252.18	1,633,252.18	0.00	0.00	0.00%
ACCOUNT TOTALS	1,633,252.18	1,633,252.18	0.00	0.00	0.00%

Summary of Cash Transactions

Transaction Category	Current Period			Year-to-Date	
	Income	Principal	Realized Gains/Losses	Income	Principal
OPENING BALANCE	0.00	0.00		0.00	0.00
DIVIDENDS	12.68	0.00	0.00	127.82	0.00
OTHER CASH ADDITIONS	0.00	45,362.00	0.00	2.02	544,344.00
PURCHASES	12.68 -	45,362.00 -	0.00	129.84 -	544,344.00 -
CLOSING BALANCE	0.00	0.00	0.00	0.00	0.00

The above cash transactions summary is provided for information purposes only and may not reflect actual taxable income or deductible expenses as reportable under the Internal Revenue Code.



BNY MELLON

The Bank of New York Mellon Trust Company, N.A.

Statement Period 12/01/2015 Through 12/31/2015
Account 853026
KCWA DEBT SERVICE SAVINGS CIP

Statement of Assets Held

Shares / Par Value	Asset Description	Market Price Average Cost	Market Value Cost	Accrued Income Est Annual Income	Market Yield
CASH AND SHORT TERM					
129.840	FIDELITY INSTL MMKT GOVT 57	1.00000	129.84	0.00	0.00%
	CUSIP: X9USDFIIN	1.00000	129.84	0.00	
1,633,122.340	FIDELITY INSTL MMKT GOVT 57	1.00000	1,633,122.34	0.00	0.00%
	CUSIP: X9USDFIIN	1.00000	1,633,122.34	0.00	
Total CASH AND SHORT TERM			1,633,252.18	0.00	0.00%
			1,633,252.18	0.00	0.00%

ACCOUNT TOTALS

Total Market Value Plus Total Accrued Income 1,633,252.18

Statement of Transactions

Transaction Date	Transaction Description	Income	Principal	Cost	Realized Gains/Losses
12/01/15	OPENING BALANCE	0.00	0.00	1,587,877.50	
12/02/15	Purchase FIDELITY INSTL MMKT GOVT 57 TRADE DATE 12/02/15 SET/DATE 12/02/15 CUSIP X9USDFIIN 12.68 SHARES	12.68	0.00	12.68	0.00
12/02/15	Dividend FIDELITY INSTL MMKT GOVT 57 TRADE DATE 12/02/15 SET/DATE 12/02/15 CUSIP X9USDFIIN 12.68 SHARES	12.68	0.00	0.00	0.00
12/02/15	DAILY ENDING BALANCE	0.00	0.00	1,587,890.18	0.00
12/29/15	Purchase FIDELITY INSTL MMKT GOVT 57 TRADE DATE 12/29/15 SET/DATE 12/29/15 CUSIP X9USDFIIN 45,362.00 SHARES	0.00	45,362.00	45,362.00	0.00
12/29/15	Cash Credit TRANSFER TO DS SAVINGS (FROM 2012 REFUND ING) FUND FROM GENERAL FUND FOR MONTHLY FLOW OF FUNDS	0.00	45,362.00	0.00	0.00
12/29/15	DAILY ENDING BALANCE	0.00	0.00	1,633,252.18	0.00
12/31/15	CLOSING BALANCE	0.00	0.00	1,633,252.18	0.00

Cumulative realized capital gain and loss position from 12/31/2014 for securities held in principal of account:

Short Term: 0.00 * Long Term: 0.00 *

* The above gain and loss position does not include transactions where tax cost information is incomplete or unavailable.

Cash and securities set forth on this Account Statement are held by The Bank of New York Mellon, an affiliate of The Bank of New York Mellon Trust Company, N.A. In addition, The Bank of New York Mellon Trust Company, N.A. may utilize subsidiaries and affiliates to provide services and certain products to the Account. Subsidiaries and affiliates may be compensated for their services and products.

The value of securities set forth on this Account Statement are obtained by The Bank of New York Mellon Trust Company, N.A., from its affiliate, The Bank of New York Mellon which determines such values for Corporate Trust on the basis of market prices and information obtained by The Bank of New York Mellon from unaffiliated third parties (including independent pricing vendors) ("third party pricing services"). The Bank of New York Mellon has not verified such market values or information and makes no assurances as to the accuracy or correctness of such market values or information or that the market values set forth on this Account Statement reflect the value of the securities that can be realized upon the sale of such securities. In addition, the market values for the securities set forth in this Account Statement may differ from the market prices and information for the same securities used by other business units of The Bank of New York Mellon Trust Company, N.A., The Bank of New York Mellon or their respective subsidiaries or affiliates based upon market prices and information received from other third party pricing services utilized by such other business units. Corporate Trust does not compare its market values with those used by, or reconcile different market values used by, other business units of The Bank of New York Mellon Trust Company, N.A., The Bank of New York Mellon or their respective subsidiaries or affiliates. Neither The Bank of New York Mellon Trust Company, N.A. nor The Bank of New York Mellon shall be liable for any loss, damage or expense incurred as a result of or arising from or related to the market values or information provided by third party pricing services or the differences in market prices or information provided by other third party pricing services.



BNY MELLON

00000283 04 MB 1.433 04 TR 00008 XBNEF601 000000
KENT COUNTY WATER AUTHORITY
ATTN: FINANCE DIRECTOR
1072 MAIN STREET
WEST WARWICK, RI 02893-3724

November 30, 2015

Envelope Contents

Account Information	Number of Pages	Starting Page Number	Account Information	Number of Pages	Starting Page Number
KCWA GENERAL REVENUE ACCOUNT 112600	4	1 of 26	KCWA DEBT SERVICE SAVINGS (2004) 112612	2	19 of 26
KCWA OPERATING REVENUE ALLOWANCE 112601	2	5 of 26	KCWA SER 2004A DEBT SERV RESRV 112613	2	21 of 26
KCWA GEN OP & MAINT ACCT 112602	4	7 of 26	KCWA RENEWAL/REPLACEMENT A/C (PUC-1) 667674	2	23 of 26
KCWA GEN REN & REP RESV ACCT 112603	2	11 of 26	KCWA RENEWAL/REPLACEMENT A/C (PUC-2) 667675	2	25 of 26
KCWA GEN RENEWAL AND REPLACEMENT AC 112604	2	13 of 26			
KCWA INFRASTRUCTURE ACCT 112605	2	15 of 26			
KCWA OPER & MAIN RESERVE ACCT 112606	2	17 of 26			

This Page Intentionally Blank



BNY MELLON

The Bank of New York Mellon Trust Company, N.A.

KENT COUNTY WATER AUTHORITY
ATTN: FINANCE DIRECTOR
1072 MAIN STREET
WEST WARWICK, RI 02893-3724

Account Statement

Statement Period 11/01/2015 Through 11/30/2015

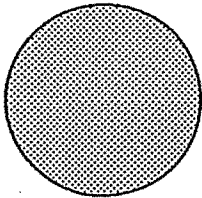
Account 112600
KCWA GENERAL REVENUE ACCOUNT

CLIENT SERVICE MANAGER: SUSAN CALISE
135 SANTILLI HIGHWAY AIM: 026-0018
EVERETT, MA 02149
617-382-5217
SUSAN.CALISE@BNYMELLON.COM

Go Paperless. Securely access your account online to view your statements. Ask your BNY Mellon contact how we can help you access your accounts, enter your own transactions or submit an audit confirmation online. Also be sure to ask how Connect(SM), our new web-based, single sign-on platform can help you go paperless.

Visit us at www.bnymellon.com

Account Overview



Percent of all Investments	Asset Classification	Market Value
100%	CASH AND SHORT TERM	633,218.84
100%	TOTAL OF ALL INVESTMENTS	633,218.84

Summary of Assets Held

Asset Classification	Market Value	Cost	Accrued Income	Est Annual Income	Market Yield
CASH AND SHORT TERM	633,218.84	633,218.84	0.00	0.00	0.00%
ACCOUNT TOTALS	633,218.84	633,218.84	0.00	0.00	0.00%

Summary of Cash Transactions

Transaction Category	Current Period			Year-to-Date	
	Income	Principal	Realized Gains/Losses	Income	Principal
OPENING BALANCE	0.00	0.00		0.00	0.00
DIVIDENDS	3.21	0.00	0.00	121.33	0.00
SALES AND REDEMPTIONS	0.00	1,002,625.00	0.00	0.00	15,725,484.69
OTHER CASH ADDITIONS	0.00	2,000,003.19	0.00	1.06	20,513,066.36
OTHER CASH DISBURSEMENTS	3.21 -	2,002,624.99 -	0.00	122.39 -	21,209,235.45 -
PURCHASES	0.00	1,000,003.20 -	0.00	0.00	15,029,315.60 -
CLOSING BALANCE	0.00	0.00	0.00	0.00	0.00

The above cash transactions summary is provided for information purposes only and may not reflect actual taxable income or deductible expenses as reportable under the Internal Revenue Code.

000283 XBNEF601 006139

0 0000 m 1 PD3 s 94282



BNY MELLON

The Bank of New York Mellon Trust Company, N.A.

Statement Period 11/01/2015 Through 11/30/2015
Account 112600
KCWA GENERAL REVENUE ACCOUNT

Statement of Assets Held

Shares / Par Value	Asset Description	Market Price Average Cost	Market Value Cost	Accrued Income Est Annual Income	Market Yield
CASH AND SHORT TERM					
633,218.840	FIDELITY INSTL MMKT GOVT 57 CUSIP: X9USDFIIN	1.00000 1.00000	633,218.84 633,218.84	0.00 0.00	0.00% 0.00%
Total CASH AND SHORT TERM			633,218.84	0.00	0.00%
ACCOUNT TOTALS			633,218.84	0.00	0.00%
Total Market Value Plus Total Accrued Income 633,218.84					

Statement of Transactions

Transaction Date	Transaction Description	Income	Principal	Cost	Realized Gains/Losses
11/01/15	OPENING BALANCE	0.00	0.00	635,840.64	
11/03/15	Dividend FIDELITY INSTL MMKT GOVT 57 TRADE DATE 11/03/15 SET/DATE 11/03/15 CUSIP X9USDFIIN 3.21 SHARES	3.21	0.00	0.00	0.00
11/03/15	Cash Credit CW00005523: SWP FRM 1126008401	0.00	3.21	0.00	0.00
11/03/15	Cash Debit CW00005523: SWP TO 1126008400	3.21	0.00	0.00	0.00
11/03/15	DAILY ENDING BALANCE	0.00	3.21	635,840.64	0.00
11/04/15	Purchase FIDELITY INSTL MMKT GOVT 57 TRADE DATE 11/04/15 SET/DATE 11/04/15 CUSIP X9USDFIIN 3.21 SHARES	0.00	3.21	3.21	0.00
11/04/15	DAILY ENDING BALANCE	0.00	0.00	635,843.85	0.00
11/06/15	Sale FIDELITY INSTL MMKT GOVT 57 TRADE DATE 11/06/15 SET/DATE 11/06/15 CUSIP X9USDFIIN 200,000.01 SHARES	0.00	200,000.01	200,000.01	0.00
11/06/15	Cash Credit ORD CUST:009364950577 KENT COUNTY WATER AUTHORITY PO BOX 19 ORD INST:BANK OF AMERICA/RIX DETAIL:REF: KENT COUNTY WATER AUTHORITY IMA:20151106B6B7HU1R003887 FTS:FD1511060499400	0.00	999,999.99	0.00	0.00
11/06/15	Cash Debit TRANSFER FROM GENERAL FUND TO O&M FUND F OR PARTIAL FUNDING OF APPROVED BUDGET	0.00	1,200,000.00	0.00	0.00
11/06/15	DAILY ENDING BALANCE	0.00	0.00	435,843.84	0.00
11/25/15	Purchase FIDELITY INSTL MMKT GOVT 57 TRADE DATE 11/25/15 SET/DATE 11/25/15 CUSIP X9USDFIIN 999,999.99 SHARES	0.00	999,999.99	999,999.99	0.00
11/25/15	Cash Credit ORD CUST:009364950577 KENT COUNTY WATER AUTHORITY PO BOX 19 ORD INST:BANK OF AMERICA/RIX DETAIL:KENT COUNTY WATER AUTHORITY IMA:20151125B6B7HU4R011776 FTS:FD1511252002000	0.00	999,999.99	0.00	0.00
11/25/15	DAILY ENDING BALANCE	0.00	0.00	1,435,843.83	0.00
11/30/15	Sale FIDELITY INSTL MMKT GOVT 57	0.00	802,624.99	802,624.99	0.00



BNY MELLON

The Bank of New York Mellon Trust Company, N.A.

Statement Period 11/01/2015 Through 11/30/2015

Account 112600

KCWA GENERAL REVENUE ACCOUNT

Statement of Transactions - Continued

Transaction Date	Transaction Description	Income	Principal	Cost	Realized Gains/Losses
	TRADE DATE 11/30/15 SET/DATE 11/30/15 CUSIP X9USDFIN 802,624.99 SHARES				
11/30/15	Cash Debit	0.00	802,624.99 -	0.00	0.00
11/30/15	TRANSFER FOR MONTH ENDS FLOW OF FUNDS				
11/30/15	DAILY ENDING BALANCE	0.00	0.00	633,218.84	0.00
11/30/15	CLOSING BALANCE	0.00	0.00	633,218.84	0.00

Cumulative realized capital gain and loss position from 12/31/2014 for securities held in principal of account:

Short Term: 0.00 * Long Term: 0.00 *

* The above gain and loss position does not include transactions where tax cost information is incomplete or unavailable.

Cash and securities set forth on this Account Statement are held by The Bank of New York Mellon, an affiliate of The Bank of New York Mellon Trust Company, N.A. In addition, The Bank of New York Mellon Trust Company, N.A. may utilize subsidiaries and affiliates to provide services and certain products to the Account. Subsidiaries and affiliates may be compensated for their services and products.

The value of securities set forth on this Account Statement are obtained by The Bank of New York Mellon Trust Company, N.A., from its affiliate, The Bank of New York Mellon which determines such values for Corporate Trust on the basis of market prices and information obtained by The Bank of New York Mellon from unaffiliated third parties (including independent pricing vendors) ("third party pricing services"). The Bank of New York Mellon has not verified such market values or information and makes no assurances as to the accuracy or correctness of such market values or information or that the market values set forth on this Account Statement reflect the value of the securities that can be realized on the sale of such securities. In addition, the market values for the securities set forth in this Account Statement may differ from the market prices and information for the same securities used by other business units of The Bank of New York Mellon Trust Company, N.A., The Bank of New York Mellon or their respective subsidiaries or affiliates based upon market prices and information received from other third party pricing services utilized by such other business units. Corporate Trust does not compare its market values with those used by, or reconcile different market values used by, other business units of The Bank of New York Mellon Trust Company, N.A., The Bank of New York Mellon or their respective subsidiaries or affiliates. Neither The Bank of New York Mellon Trust Company, N.A. nor The Bank of New York Mellon shall be liable for any loss, damage or expense incurred as a result of or arising from or related to the market values or information provided by third party pricing services or the differences in market prices or information provided by other third party pricing services.

0 0000 m 1 PDS s 94293

This Page Intentionally Blank



BNY MELLON

The Bank of New York Mellon Trust Company, N.A.

KENT COUNTY WATER AUTHORITY
ATTN: FINANCE DIRECTOR
1072 MAIN STREET
WEST WARWICK, RI 02893-3724

Account Statement

Statement Period 11/01/2015 Through 11/30/2015

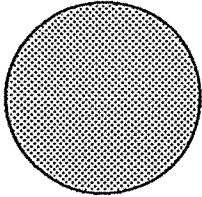
Account 112601
KCWA OPERATING REVENUE ALLOWANCE

CLIENT SERVICE MANAGER: SUSAN CALISE
135 SANTILLI HIGHWAY AIM: 026-0018
EVERETT, MA 02149
617-382-5217
SUSAN.CALISE@BNYMELLON.COM

Go Paperless. Securely access your account online to view your statements. Ask your BNY Mellon contact how we can help you access your accounts, enter your own transactions or submit an audit confirmation online. Also be sure to ask how Connect(SM), our new web-based, single sign-on platform can help you go paperless.

Visit us at www.bnymellon.com

Account Overview



Percent of all Investments	Asset Classification	Market Value
100% ⊕	CASH AND SHORT TERM	1,628,852.97
100%	TOTAL OF ALL INVESTMENTS	1,628,852.97

Summary of Assets Held

Asset Classification	Market Value	Cost	Accrued Income	Est Annual Income	Market Yield
CASH AND SHORT TERM	1,628,852.97	1,628,852.97	0.00	0.00	0.00%
ACCOUNT TOTALS	1,628,852.97	1,628,852.97	0.00	0.00	0.00%

Summary of Cash Transactions

Transaction Category	Current Period			Year-to-Date	
	Income	Principal	Realized Gains/Losses	Income	Principal
OPENING BALANCE	0.00	0.00		0.00	0.00
DIVIDENDS	13.40	0.00	0.00	131.64	0.00
OTHER CASH ADDITIONS	0.00	24,318.06	0.00	2.58	267,485.48
OTHER CASH DISBURSEMENTS	13.40 -	0.00	0.00	134.22 -	0.00
PURCHASES	0.00	24,318.06 -	0.00	0.00	267,485.48 -
CLOSING BALANCE	0.00	0.00	0.00	0.00	0.00

The above cash transactions summary is provided for information purposes only and may not reflect actual taxable income or deductible expenses as reportable under the Internal Revenue Code.

**BNY MELLON**

The Bank of New York Mellon Trust Company, N.A.

Statement Period 11/01/2015 Through 11/30/2015
Account 112601
KCWA OPERATING REVENUE ALLOWANCE**Statement of Assets Held**

Shares / Par Value	Asset Description	Market Price Average Cost	Market Value Cost	Accrued Income Est Annual Income	Market Yield
CASH AND SHORT TERM					
1,628,852.970	FIDELITY INSTL MMKT GOVT 57	1.00000	1,628,852.97	0.00	0.00%
	CUSIP: X9USDFIIN	1.00000	1,628,852.97	0.00	0.00%
Total CASH AND SHORT TERM			1,628,852.97	0.00	0.00%
ACCOUNT TOTALS			1,628,852.97	0.00	0.00%
Total Market Value Plus Total Accrued Income 1,628,852.97			1,628,852.97	0.00	

Statement of Transactions

Transaction Date	Transaction Description	Income	Principal	Cost	Realized Gains/Losses
11/01/15	OPENING BALANCE	0.00	0.00	1,604,534.91	
11/03/15	Dividend FIDELITY INSTL MMKT GOVT 57 TRADE DATE 11/03/15 SET/DATE 11/03/15 CUSIP X9USDFIIN 13.40 SHARES	13.40	0.00	0.00	0.00
11/03/15	Cash Credit CW00005524: SWP FRM 1126018401	0.00	13.40	0.00	0.00
11/03/15	Cash Debit CW00005524: SWP TO 1126018400	13.40	0.00	0.00	0.00
11/03/15	DAILY ENDING BALANCE	0.00	13.40	1,604,534.91	0.00
11/04/15	Purchase FIDELITY INSTL MMKT GOVT 57 TRADE DATE 11/04/15 SET/DATE 11/04/15 CUSIP X9USDFIIN 13.40 SHARES	0.00	13.40	13.40	0.00
11/04/15	DAILY ENDING BALANCE	0.00	0.00	1,604,548.31	0.00
11/30/15	Purchase FIDELITY INSTL MMKT GOVT 57 TRADE DATE 11/30/15 SET/DATE 11/30/15 CUSIP X9USDFIIN 24,304.66 SHARES	0.00	24,304.66	24,304.66	0.00
11/30/15	Cash Credit CREDIT FROM REVENUE FUND TO OPERATING FUND FOR MONTHLY FLOW OF FUNDS	0.00	24,304.66	0.00	0.00
11/30/15	DAILY ENDING BALANCE	0.00	0.00	1,628,852.97	0.00
11/30/15	CLOSING BALANCE	0.00	0.00	1,628,852.97	0.00

Cumulative realized capital gain and loss position from 12/31/2014 for securities held in principal of account:

Short Term: 0.00 * Long Term: 0.00 *

* The above gain and loss position does not include transactions where tax cost information is incomplete or unavailable.

Cash and securities set forth on this Account Statement are held by The Bank of New York Mellon, an affiliate of The Bank of New York Mellon Trust Company, N.A. In addition, The Bank of New York Mellon Trust Company, N.A. may utilize subsidiaries and affiliates to provide services and certain products to the Account. Subsidiaries and affiliates may be compensated for their services and products.

The value of securities set forth on this Account Statement are obtained by The Bank of New York Mellon Trust Company, N.A., from its affiliate, The Bank of New York Mellon which determines such values for Corporate Trust on the basis of market prices and information obtained by The Bank of New York Mellon from unaffiliated third parties (including independent pricing vendors) ("third party pricing services"). The Bank of New York Mellon has not verified such market values or information and makes no assurances as to the accuracy or correctness of such market values or information or that the market values set forth on this Account Statement reflect the value of the securities that can be realized upon the sale of such securities. In addition, the market values for the securities set forth in this Account Statement may differ from the market prices and information for the same securities used by other business units of The Bank of New York Mellon Trust Company, N.A., The Bank of New York Mellon or their respective subsidiaries or affiliates based upon market prices and information received from other third party pricing services utilized by such other business units. Corporate Trust does not compare its market values with those used by, or reconcile different market values used by, other business units of The Bank of New York Mellon Trust Company, N.A., The Bank of New York Mellon or their respective subsidiaries or affiliates. Neither The Bank of New York Mellon Trust Company, N.A. nor The Bank of New York Mellon shall be liable for any loss, damage or expense incurred as a result of or arising from or related to the market values or information provided by third party pricing services or the differences in market prices or information provided by other third party pricing services.



BNY MELLON

The Bank of New York Mellon Trust Company, N.A.

Statement Period 11/01/2015 Through 11/30/2015

Account 112602

KCWA GEN OP & MAINT ACCT

000283 XENIET-601 005143

Cash and securities set forth on this Account Statement are held by The Bank of New York Mellon, an affiliate of The Bank of New York Mellon Trust Company, N.A. In addition, The Bank of New York Mellon Trust Company, N.A. may utilize subsidiaries and affiliates to provide services and certain products to the Account. Subsidiaries and affiliates may be compensated for their services and products.

The value of securities set forth on this Account Statement are obtained by The Bank of New York Mellon Trust Company, N.A., from its affiliate, The Bank of New York Mellon which determines such values for Corporate Trust on the basis of market prices and information obtained by The Bank of New York Mellon from unaffiliated third parties (including independent pricing vendors) ("third party pricing services"). The Bank of New York Mellon has not verified such market values or information and makes no assurances as to the accuracy or correctness of such market values or information or that the market values set forth on this Account Statement reflect the value of the securities that can be realized on the sale of such securities. In addition, the market values for the securities set forth in this Account Statement may differ from the market prices and information for the same securities used by other business units of The Bank of New York Mellon Trust Company, N.A., The Bank of New York Mellon or their respective subsidiaries or affiliates based upon market prices and information received from other third party pricing services utilized by such other business units. Corporate Trust does not compare its market values with those used by, or reconcile different market values used by, other business units of The Bank of New York Mellon Trust Company, N.A., The Bank of New York Mellon or their respective subsidiaries or affiliates. Neither The Bank of New York Mellon Trust Company, N.A. nor The Bank of New York Mellon shall be liable for any loss, damage or expense incurred as a result of or arising from or related to the market values or information provided by third party pricing services or the differences in market prices or information provided by other third party pricing services.

C
0000
m
1 PD8
s 94295

This Page Intentionally Blank



BNY MELLON

The Bank of New York Mellon Trust Company, N.A.

WENT COUNTY WATER AUTHORITY
ATTN: FINANCE DIRECTOR
1072 MAIN STREET
WEST WARWICK, RI 02893-3724

Account Statement

Statement Period 11/01/2015 Through 11/30/2015

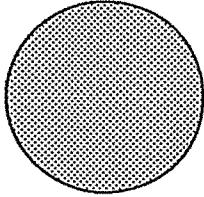
Account 112602
KCWA GEN OP & MAINT ACCT

CLIENT SERVICE MANAGER: SUSAN CALISE
135 SANTILLI HIGHWAY AIM: 026-0018
EVERETT, MA 02149
617-382-5217
SUSAN.CALISE@BNYMELLON.COM

Go Paperless. Securely access your account online to view your statements. Ask your BNY Mellon contact how we can help you access your accounts, enter your own transactions or submit an audit confirmation online. Also be sure to ask how Connect(SM), our new web-based, single sign-on platform can help you go paperless.

Visit us at www.bnymellon.com

Account Overview



Percent of all Investments	Asset Classification	Market Value
100% ☺	CASH AND SHORT TERM	0.47
100%	TOTAL OF ALL INVESTMENTS	0.47

Summary of Assets Held

Asset Classification	Market Value	Cost	Accrued Income	Est Annual Income	Market Yield
CASH AND SHORT TERM	0.47	0.47	0.00	0.00	0.00%
ACCOUNT TOTALS	0.47	0.47	0.00	0.00	0.00%

Summary of Cash Transactions

Transaction Category	Current Period			Year-to-Date	
	Income	Principal	Realized Gains/Losses	Income	Principal
OPENING BALANCE	0.00	0.00		0.00	0.00
DIVIDENDS	0.03	0.00	0.00	0.70	0.00
SALES AND REDEMPTIONS	0.00	0.00	0.00	0.00	391,108.67
OTHER CASH ADDITIONS	0.00	1,200,000.03	0.00	0.00	12,118,116.84
OTHER CASH DISBURSEMENTS	0.03 -	1,200,000.00 -	0.00	0.70 -	12,118,116.82 -
PURCHASES	0.00	0.03 -	0.00	0.00	391,108.69 -
CLOSING BALANCE	0.00	0.00	0.00	0.00	0.00

The above cash transactions summary is provided for information purposes only and may not reflect actual taxable income or deductible expenses as reportable under the Internal Revenue Code.



BNY MELLON

The Bank of New York Mellon Trust Company, N.A.

Statement Period 11/01/2015 Through 11/30/2015

Account 112602

KCWA GEN OP & MAINT ACCT

Statement of Assets Held

Shares / Par Value	Asset Description	Market Price Average Cost	Market Value Cost	Accrued Income Est Annual Income	Market Yield
CASH AND SHORT TERM					
0.470	FIDELITY INSTL MMKT GOVT 57 CUSIP: X9USDFIIN	1.00000 1.00000	0.47 0.47	0.00 0.00	0.00% 0.00%
Total CASH AND SHORT TERM			0.47	0.00	0.00%
ACCOUNT TOTALS			0.47	0.00	0.00%

Total Market Value Plus Total Accrued Income 0.47

Statement of Transactions

Transaction Date	Transaction Description	Income	Principal	Cost	Realized Gains/Losses
11/01/15	OPENING BALANCE	0.00	0.00	0.44	
11/03/15	Dividend FIDELITY INSTL MMKT GOVT 57 TRADE DATE 11/03/15 SET/DATE 11/03/15 CUSIP X9USDFIIN 0.03 SHARES	0.03	0.00	0.00	0.00
11/03/15	Cash Credit CW00005525: SWP FRM 1126028401	0.00	0.03	0.00	0.00
11/03/15	Cash Debit CW00005525: SWP TO 1126028400	0.03	0.00	0.00	0.00
11/03/15	DAILY ENDING BALANCE	0.00	0.03	0.44	0.00
11/04/15	Purchase FIDELITY INSTL MMKT GOVT 57 TRADE DATE 11/04/15 SET/DATE 11/04/15 CUSIP X9USDFIIN 0.03 SHARES	0.00	0.03	0.03	0.00
11/04/15	DAILY ENDING BALANCE	0.00	0.00	0.47	0.00
11/06/15	Cash Credit TRANSFER TO O&M FUND FROM GENERAL FUND FOR PARTIAL FUNDING OF APPROVED BUDGET	0.00	1,200,000.00	0.00	0.00
11/06/15	Cash Debit BANK OF AMERICA N.A, RI 011500010 KCWA GENERAL FUND 728018921 WIRE TO KCWA- BOFA. PURPOSE OF PYMT- PARTIAL FUNDING OF APPROVED BUDGET PER REQ DTD 11/04/2015	0.00	1,200,000.00	0.00	0.00
11/06/15	DAILY ENDING BALANCE	0.00	0.00	0.47	0.00
11/30/15	CLOSING BALANCE	0.00	0.00	0.47	0.00

Cumulative realized capital gain and loss position from 12/31/2014 for securities held in principal of account:

Short Term: 0.00 * Long Term: 0.00 *

* The above gain and loss position does not include transactions where tax cost information is incomplete or unavailable.



BNY MELLON

The Bank of New York Mellon Trust Company, N.A.

KENT COUNTY WATER AUTHORITY
ATTN: FINANCE DIRECTOR
1072 MAIN STREET
WEST WARWICK, RI 02893-3724

Account Statement

Statement Period 11/01/2015 Through 11/30/2015

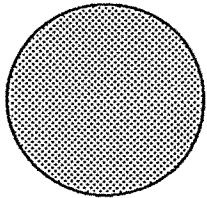
Account 112603
KCWA GEN REN & REP RESV ACCT

CLIENT SERVICE MANAGER: SUSAN CALISE
135 SANTILLI HIGHWAY AIM: 026-0018
EVERETT, MA 02149
617-382-5217
SUSAN.CALISE@BNYMELLON.COM

Go Paperless. Securely access your account online to view your statements. Ask your BNY Mellon contact how we can help you access your accounts, enter your own transactions or submit an audit confirmation online. Also be sure to ask how Connect(SM), our new web-based, single sign-on platform can help you go paperless.

Visit us at www.bnymellon.com

Account Overview



Percent of all Investments	Asset Classification	Market Value
100% ☉	CASH AND SHORT TERM	1,376,029.26
100%	TOTAL OF ALL INVESTMENTS	1,376,029.26

Summary of Assets Held

Asset Classification	Market Value	Cost	Accrued Income	Est Annual Income	Market Yield
CASH AND SHORT TERM	1,376,029.26	1,376,029.26	0.00	0.00	0.00%
ACCOUNT TOTALS	1,376,029.26	1,376,029.26	0.00	0.00	0.00%

Summary of Cash Transactions

Transaction Category	Current Period			Year-to-Date	
	Income	Principal	Realized Gains/Losses	Income	Principal
OPENING BALANCE	0.00	0.00		0.00	0.00
DIVIDENDS	11.49	0.00	0.00	121.38	0.00
OTHER CASH ADDITIONS	0.00	11.49	0.00	2.59	29,235.05
OTHER CASH DISBURSEMENTS	11.49 -	0.00	0.00	123.97 -	0.00
PURCHASES	0.00	11.49 -	0.00	0.00	29,235.05 -
CLOSING BALANCE	0.00	0.00	0.00	0.00	0.00

The above cash transactions summary is provided for information purposes only and may not reflect actual taxable income or deductible expenses as reportable under the Internal Revenue Code.



BNY MELLON

The Bank of New York Mellon Trust Company, N.A.

Statement Period 11/01/2015 Through 11/30/2015

Account 112603

KCWA GEN REN & REP RESV ACCT

Statement of Assets Held

Shares / Par Value	Asset Description	Market Price Average Cost	Market Value Cost	Accrued Income Est Annual Income	Market Yield
CASH AND SHORT TERM					
1,376,029.260	FIDELITY INSTL MMKT GOVT 57 CUSIP: X9USDFIIN	1.00000 1.00000	1,376,029.26 1,376,029.26	0.00 0.00	0.00% 0.00%
Total CASH AND SHORT TERM			1,376,029.26	0.00	0.00%

ACCOUNT TOTALS

Total Market Value Plus Total Accrued Income 1,376,029.26

1,376,029.26	0.00	0.00%
1,376,029.26	0.00	

Statement of Transactions

Transaction Date	Transaction Description	Income	Principal	Cost	Realized Gains/Losses
11/01/15	OPENING BALANCE	0.00	0.00	1,376,017.77	
11/03/15	Dividend FIDELITY INSTL MMKT GOVT 57 TRADE DATE 11/03/15 SET/DATE 11/03/15 CUSIP X9USDFIIN 11.49 SHARES	11.49	0.00	0.00	0.00
11/03/15	Cash Credit CW00005526: SWP FRM 1126038401	0.00	11.49	0.00	0.00
11/03/15	Cash Debit CW00005526: SWP TO 1126038400	11.49 -	0.00	0.00	0.00
11/03/15	DAILY ENDING BALANCE	0.00	11.49	1,376,017.77	0.00
11/04/15	Purchase FIDELITY INSTL MMKT GOVT 57 TRADE DATE 11/04/15 SET/DATE 11/04/15 CUSIP X9USDFIIN 11.49 SHARES	0.00	11.49 -	11.49	0.00
11/04/15	DAILY ENDING BALANCE	0.00	0.00	1,376,029.26	0.00
11/30/15	CLOSING BALANCE	0.00	0.00	1,376,029.26	0.00

Cumulative realized capital gain and loss position from 12/31/2014 for securities held in principal of account:

Short Term:	0.00 *	Long Term:	0.00 *
-------------	--------	------------	--------

* The above gain and loss position does not include transactions where tax cost information is incomplete or unavailable.

Cash and securities set forth on this Account Statement are held by The Bank of New York Mellon, an affiliate of The Bank of New York Mellon Trust Company, N.A. In addition, The Bank of New York Mellon Trust Company, N.A. may utilize subsidiaries and affiliates to provide services and certain products to the Account. Subsidiaries and affiliates may be compensated for their services and products.

The value of securities set forth on this Account Statement are obtained by The Bank of New York Mellon Trust Company, N.A., from its affiliate, The Bank of New York Mellon which determines such values for Corporate Trust on the basis of market prices and information obtained by The Bank of New York Mellon from unaffiliated third parties (including independent pricing vendors) ("third party pricing services"). The Bank of New York Mellon has not verified such market values or information and makes no assurances as to the accuracy or correctness of such market values or information or that the market values set forth on this Account Statement reflect the value of the securities that can be realized upon the sale of such securities. In addition, the market values for the securities set forth in this Account Statement may differ from the market prices and information for the same securities used by other business units of The Bank of New York Mellon Trust Company, N.A., The Bank of New York Mellon or their respective subsidiaries or affiliates based upon market prices and information received from other third party pricing services utilized by such other business units. Corporate Trust does not compare its market values with those used by, or reconcile different market values used by, other business units of The Bank of New York Mellon Trust Company, N.A., The Bank of New York Mellon or their respective subsidiaries or affiliates. Neither The Bank of New York Mellon Trust Company, N.A. nor The Bank of New York Mellon shall be liable for any loss, damage or expense incurred as a result of or arising from or related to the market values or information provided by third party pricing services or the differences in market prices or information provided by other third party pricing services.



BNY MELLON

The Bank of New York Mellon Trust Company, N.A.

KENT COUNTY WATER AUTHORITY
ATTN: FINANCE DIRECTOR
1072 MAIN STREET
WEST WARWICK, RI 02893-3724

Account Statement

Statement Period 11/01/2015 Through 11/30/2015

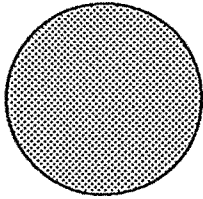
Account 112604
KCWA GEN RENEWAL AND REPLACEMENT AC

CLIENT SERVICE MANAGER: SUSAN CALISE
135 SANTILLI HIGHWAY AIM: 026-0018
EVERETT, MA 02149
617-382-5217
SUSAN.CALISE@BNYMELLON.COM

Go Paperless. Securely access your account online to view your statements. Ask your BNY Mellon contact how we can help you access your accounts, enter your own transactions or submit an audit confirmation online. Also be sure to ask how Connect(SM), our new web-based, single sign-on platform can help you go paperless.

Visit us at www.bnymellon.com

Account Overview



Percent of all Investments	Asset Classification	Market Value
100%	CASH AND SHORT TERM	80,719.62
100%	TOTAL OF ALL INVESTMENTS	80,719.62

Summary of Assets Held

Asset Classification	Market Value	Cost	Accrued Income	Est Annual Income	Market Yield
CASH AND SHORT TERM	80,719.62	80,719.62	0.00	0.00	0.00%
ACCOUNT TOTALS	80,719.62	80,719.62	0.00	0.00	0.00%

Summary of Cash Transactions

Transaction Category	Current Period			Year-to-Date	
	Income	Principal	Realized Gains/Losses	Income	Principal
OPENING BALANCE	0.00	0.00		0.00	0.00
DIVIDENDS	0.58	0.00	0.00	7.70	0.00
SALES AND REDEMPTIONS	0.00	0.00	0.00	0.00	315,572.56
OTHER CASH ADDITIONS	0.00	8,333.91	0.00	0.57	91,674.90
OTHER CASH DISBURSEMENTS	0.58 -	0.00	0.00	8.27 -	323,905.89 -
PURCHASES	0.00	8,333.91 -	0.00	0.00	83,341.57 -
CLOSING BALANCE	0.00	0.00	0.00	0.00	0.00

The above cash transactions summary is provided for information purposes only and may not reflect actual taxable income or deductible expenses as reportable under the Internal Revenue Code.



BNY MELLON

The Bank of New York Mellon Trust Company, N.A.

Statement Period 11/01/2015 Through 11/30/2015

Account 112604

KCWA GEN RENEWAL AND REPLACEMENT AC

Statement of Assets Held

Shares / Par Value	Asset Description	Market Price Average Cost	Market Value Cost	Accrued Income Est Annual Income	Market Yield
CASH AND SHORT TERM					
80,719.620	FIDELITY INSTL MMKT GOVT 57	1.00000	80,719.62	0.00	0.00%
	CUSIP: X9USDFIIN	1.00000	80,719.62	0.00	0.00%
Total CASH AND SHORT TERM			80,719.62	0.00	0.00%
ACCOUNT TOTALS			80,719.62	0.00	0.00%
Total Market Value Plus Total Accrued Income 80,719.62					

Statement of Transactions

Transaction Date	Transaction Description	Income	Principal	Cost	Realized Gains/Losses
11/01/15	OPENING BALANCE	0.00	0.00	72,385.71	
11/03/15	Dividend FIDELITY INSTL MMKT GOVT 57 TRADE DATE 11/03/15 SET/DATE 11/03/15 CUSIP X9USDFIIN 0.58 SHARES	0.58	0.00	0.00	0.00
11/03/15	Cash Credit CW00005527: SWP FRM 1126048401	0.00	0.58	0.00	0.00
11/03/15	Cash Debit CW00005527: SWP TO 1126048400	0.58 -	0.00	0.00	0.00
11/03/15	DAILY ENDING BALANCE	0.00	0.58	72,385.71	0.00
11/04/15	Purchase FIDELITY INSTL MMKT GOVT 57 TRADE DATE 11/04/15 SET/DATE 11/04/15 CUSIP X9USDFIIN 0.58 SHARES	0.00	0.58 -	0.58	0.00
11/04/15	DAILY ENDING BALANCE	0.00	0.00	72,386.29	0.00
11/30/15	Purchase FIDELITY INSTL MMKT GOVT 57 TRADE DATE 11/30/15 SET/DATE 11/30/15 CUSIP X9USDFIIN 8,333.33 SHARES	0.00	8,333.33 -	8,333.33	0.00
11/30/15	Cash Credit CREDIT FROM REVENUE FUND TO R AND R FUND FOR MONTHLY FLOW OF FUNDS	0.00	8,333.33	0.00	0.00
11/30/15	DAILY ENDING BALANCE	0.00	0.00	80,719.62	0.00
11/30/15	CLOSING BALANCE	0.00	0.00	80,719.62	0.00

Cumulative realized capital gain and loss position from 12/31/2014 for securities held in principal of account:

Short Term: 0.00 * Long Term: 0.00 *

* The above gain and loss position does not include transactions where tax cost information is incomplete or unavailable.

Cash and securities set forth on this Account Statement are held by The Bank of New York Mellon, an affiliate of The Bank of New York Mellon Trust Company, N.A. In addition, The Bank of New York Mellon Trust Company, N.A. may utilize subsidiaries and affiliates to provide services and certain products to the Account. Subsidiaries and affiliates may be compensated for their services and products.

The value of securities set forth on this Account Statement are obtained by The Bank of New York Mellon Trust Company, N.A., from its affiliate, The Bank of New York Mellon which determines such values for Corporate Trust on the basis of market prices and information obtained by The Bank of New York Mellon from unaffiliated third parties (including independent pricing vendors) ("third party pricing services"). The Bank of New York Mellon has not verified such market values or information and makes no assurances as to the accuracy or correctness of such market values or information or that the market values set forth on this Account Statement reflect the value of the securities that can be realized upon the sale of such securities. In addition, the market values for the securities set forth in this Account Statement may differ from the market prices and information for the same securities used by other business units of The Bank of New York Mellon Trust Company, N.A., The Bank of New York Mellon or their respective subsidiaries or affiliates based upon market prices and information received from other third party pricing services utilized by such other business units. Corporate Trust does not compare its market values with those used by, or reconcile different market values used by, other business units of The Bank of New York Mellon Trust Company, N.A., The Bank of New York Mellon or their respective subsidiaries or affiliates. Neither The Bank of New York Mellon Trust Company, N.A. nor The Bank of New York Mellon shall be liable for any loss, damage or expense incurred as a result of or arising from or related to the market values or information provided by third party pricing services or the differences in market prices or information provided by other third party pricing services.



BNY MELLON

The Bank of New York Mellon Trust Company, N.A.

WENT COUNTY WATER AUTHORITY
ATTN: FINANCE DIRECTOR
1072 MAIN STREET
WEST WARWICK, RI 02893-3724

Account Statement

Statement Period 11/01/2015 Through 11/30/2015

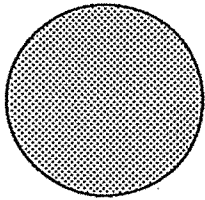
Account 112605
KCWA INFRASTRUCTURE ACCT

CLIENT SERVICE MANAGER: SUSAN CALISE
135 SANTILLI HIGHWAY AIM: 026-0018
EVERETT, MA 02149
617-382-5217
SUSAN.CALISE@BNYMELLON.COM

Go Paperless. Securely access your account online to view your statements. Ask your BNY Mellon contact how we can help you access your accounts, enter your own transactions or submit an audit confirmation online. Also be sure to ask how Connect(SM), our new web-based, single sign-on platform can help you go paperless.

Visit us at www.bnymellon.com

Account Overview



Percent of all Investments	Asset Classification	Market Value
100%	CASH AND SHORT TERM	6,386,336.11
100%	TOTAL OF ALL INVESTMENTS	6,386,336.11

Summary of Assets Held

Asset Classification	Market Value	Cost	Accrued Income	Est Annual Income	Market Yield
CASH AND SHORT TERM	6,386,336.11	6,386,336.11	0.00	0.00	0.00%
ACCOUNT TOTALS	6,386,336.11	6,386,336.11	0.00	0.00	0.00%

Summary of Cash Transactions

Transaction Category	Current Period			Year-to-Date	
	Income	Principal	Realized Gains/Losses	Income	Principal
OPENING BALANCE	0.00	0.00		0.00	0.00
DIVIDENDS	53.59	0.00	0.00	636.13	0.00
SALES AND REDEMPTIONS	0.00	0.00	0.00	0.00	5,735,987.72
OTHER CASH ADDITIONS	0.00	450,053.59	0.00	13.35	4,950,649.48
OTHER CASH DISBURSEMENTS	53.59 -	0.00	0.00	649.48 -	5,736,046.62 -
PURCHASES	0.00	450,053.59 -	0.00	0.00	4,950,590.58 -
CLOSING BALANCE	0.00	0.00	0.00	0.00	0.00

The above cash transactions summary is provided for information purposes only and may not reflect actual taxable income or deductible expenses as reportable under the Internal Revenue Code.



BNY MELLON

The Bank of New York Mellon Trust Company, N.A.

Statement Period 11/01/2015 Through 11/30/2015

Account 112605

KCWA INFRASTRUCTURE ACCT

Statement of Assets Held

Shares / Par Value	Asset Description	Market Price Average Cost	Market Value Cost	Accrued Income Est Annual Income	Market Yield
CASH AND SHORT TERM					
6,386,336.110	FIDELITY INSTL MMKT GOVT 57 CUSIP: X9USDFIIN	1.00000 1.00000	6,386,336.11 6,386,336.11	0.00 0.00	0.00% 0.00%
Total CASH AND SHORT TERM			6,386,336.11	0.00	0.00%
ACCOUNT TOTALS			6,386,336.11	0.00	0.00%
Total Market Value Plus Total Accrued Income 6,386,336.11					

Statement of Transactions

Transaction Date	Transaction Description	Income	Principal	Cost	Realized Gains/Losses
11/01/15	OPENING BALANCE	0.00	0.00	5,936,282.52	
11/03/15	Dividend FIDELITY INSTL MMKT GOVT 57 TRADE DATE 11/03/15 SET/DATE 11/03/15 CUSIP X9USDFIIN 53.59 SHARES	53.59	0.00	0.00	0.00
11/03/15	Cash Credit CW00005528: SWP FRM 1126058401	0.00	53.59	0.00	0.00
11/03/15	Cash Debit CW00005528: SWP TO 1126058400	53.59 -	0.00	0.00	0.00
11/03/15	DAILY ENDING BALANCE	0.00	53.59	5,936,282.52	0.00
11/04/15	Purchase FIDELITY INSTL MMKT GOVT 57 TRADE DATE 11/04/15 SET/DATE 11/04/15 CUSIP X9USDFIIN 53.59 SHARES	0.00	53.59 -	53.59	0.00
11/04/15	DAILY ENDING BALANCE	0.00	0.00	5,936,336.11	0.00
11/30/15	Purchase FIDELITY INSTL MMKT GOVT 57 TRADE DATE 11/30/15 SET/DATE 11/30/15 CUSIP X9USDFIIN 450,000.00 SHARES	0.00	450,000.00 -	450,000.00	0.00
11/30/15	Cash Credit CREDIT FROM REVENUE FUND TO INFRASTRUCTURE FUND FOR MONTHLY FLOW OF FUNDS	0.00	450,000.00	0.00	0.00
11/30/15	DAILY ENDING BALANCE	0.00	0.00	6,386,336.11	0.00
11/30/15	CLOSING BALANCE	0.00	0.00	6,386,336.11	0.00

Cumulative realized capital gain and loss position from 12/31/2014 for securities held in principal of account:

Short Term: 0.00 * Long Term: 0.00 *

* The above gain and loss position does not include transactions where tax cost information is incomplete or unavailable.

Cash and securities set forth on this Account Statement are held by The Bank of New York Mellon, an affiliate of The Bank of New York Mellon Trust Company, N.A. In addition, The Bank of New York Mellon Trust Company, N.A. may utilize subsidiaries and affiliates to provide services and certain products to the Account. Subsidiaries and affiliates may be compensated for their services and products.

The value of securities set forth on this Account Statement are obtained by The Bank of New York Mellon Trust Company, N.A., from its affiliate, The Bank of New York Mellon which determines such values for Corporate Trust on the basis of market prices and information obtained by The Bank of New York Mellon from unaffiliated third parties (including independent pricing vendors) ("third party pricing services"). The Bank of New York Mellon has not verified such market values or information and makes no assurances as to the accuracy or correctness of such market values or information or that the market values set forth on this Account Statement reflect the value of the securities that can be realized upon the sale of such securities. In addition, the market values for the securities set forth in this Account Statement may differ from the market prices and information for the same securities used by other business units of The Bank of New York Mellon Trust Company, N.A., The Bank of New York Mellon or their respective subsidiaries or affiliates based upon market prices and information received from other third party pricing services utilized by such other business units. Corporate Trust does not compare its market values with those used by, or reconcile different market values used by, other business units of The Bank of New York Mellon Trust Company, N.A., The Bank of New York Mellon or their respective subsidiaries or affiliates. Neither The Bank of New York Mellon Trust Company, N.A. nor The Bank of New York Mellon shall be liable for any loss, damage or expense incurred as a result of or arising from or related to the market values or information provided by third party pricing services or the differences in market prices or information provided by other third party pricing services.



BNY MELLON

The Bank of New York Mellon Trust Company, N.A.

WENT COUNTY WATER AUTHORITY
ATTN: FINANCE DIRECTOR
1072 MAIN STREET
WEST WARWICK, RI 02893-3724

Account Statement

Statement Period 11/01/2015 Through 11/30/2015

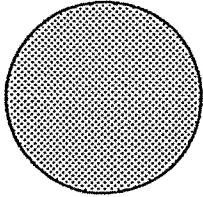
Account 112606
KCWA OPER & MAIN RESERVE ACCT

CLIENT SERVICE MANAGER: SUSAN CALISE
135 SANTILLI HIGHWAY AIM: 026-0018
EVERETT, MA 02149
617-382-5217
SUSAN.CALISE@BNYMELLON.COM

Go Paperless. Securely access your account online to view your statements. Ask your BNY Mellon contact how we can help you access your accounts, enter your own transactions or submit an audit confirmation online. Also be sure to ask how Connect(SM), our new web-based, single sign-on platform can help you go paperless.

Visit us at www.bnymellon.com

Account Overview



Percent of all Investments	Asset Classification	Market Value
100% ☉	CASH AND SHORT TERM	2,638,387.45
100%	TOTAL OF ALL INVESTMENTS	2,638,387.45

Summary of Assets Held

Asset Classification	Market Value	Cost	Accrued Income	Est Annual Income	Market Yield
CASH AND SHORT TERM	2,638,387.45	2,638,387.45	0.00	0.00	0.00%
ACCOUNT TOTALS	2,638,387.45	2,638,387.45	0.00	0.00	0.00%

Summary of Cash Transactions

Transaction Category	Current Period			Year-to-Date	
	Income	Principal	Realized Gains/Losses	Income	Principal
OPENING BALANCE	0.00	0.00		0.00	0.00
DIVIDENDS	20.41	0.00	0.00	213.89	0.00
OTHER CASH ADDITIONS	0.00	20.41	0.00	4.56	256,265.90
OTHER CASH DISBURSEMENTS	20.41 -	0.00	0.00	218.45 -	0.00
PURCHASES	0.00	20.41 -	0.00	0.00	256,265.90 -
CLOSING BALANCE	0.00	0.00	0.00	0.00	0.00

The above cash transactions summary is provided for information purposes only and may not reflect actual taxable income or deductible expenses as reportable under the Internal Revenue Code.

000283 XBNEFB01 006147



BNY MELLON

The Bank of New York Mellon Trust Company, N.A.

Statement Period 11/01/2015 Through 11/30/2015

Account 112606

KCWA OPER & MAIN RESERVE ACCT

Statement of Assets Held

Shares / Par Value	Asset Description	Market Price Average Cost	Market Value Cost	Accrued Income Est Annual Income	Market Yield
CASH AND SHORT TERM					
2,638,387.450	FIDELITY INSTL MMKT GOVT 57	1.00000	2,638,387.45	0.00	0.00%
	CUSIP: X9USDFIIN	1.00000	2,638,387.45	0.00	0.00%
Total CASH AND SHORT TERM			2,638,387.45	0.00	0.00%
ACCOUNT TOTALS			2,638,387.45	0.00	0.00%
Total Market Value Plus Total Accrued Income 2,638,387.45			2,638,387.45	0.00	

Statement of Transactions

Transaction Date	Transaction Description	Income	Principal	Cost	Realized Gains/Losses
11/01/15	OPENING BALANCE	0.00	0.00	2,638,367.04	
11/03/15	Dividend FIDELITY INSTL MMKT GOVT 57 TRADE DATE 11/03/15 SET/DATE 11/03/15 CUSIP X9USDFIIN 20.41 SHARES	20.41	0.00	0.00	0.00
11/03/15	Cash Credit CW00005529: SWP FRM 1126068401	0.00	20.41	0.00	0.00
11/03/15	Cash Debit CW00005529: SWP TO 1126068400	20.41 -	0.00	0.00	0.00
11/03/15	DAILY ENDING BALANCE	0.00	20.41	2,638,367.04	0.00
11/04/15	Purchase FIDELITY INSTL MMKT GOVT 57 TRADE DATE 11/04/15 SET/DATE 11/04/15 CUSIP X9USDFIIN 20.41 SHARES	0.00	20.41 -	20.41	0.00
11/04/15	DAILY ENDING BALANCE	0.00	0.00	2,638,387.45	0.00
11/30/15	CLOSING BALANCE	0.00	0.00	2,638,387.45	0.00

Cumulative realized capital gain and loss position from 12/31/2014 for securities held in principal of account:

Short Term: 0.00 * Long Term: 0.00 *

* The above gain and loss position does not include transactions where tax cost information is incomplete or unavailable.

Cash and securities set forth on this Account Statement are held by The Bank of New York Mellon, an affiliate of The Bank of New York Mellon Trust Company, N.A. In addition, The Bank of New York Mellon Trust Company, N.A. may utilize subsidiaries and affiliates to provide services and certain products to the Account. Subsidiaries and affiliates may be compensated for their services and products.

The value of securities set forth on this Account Statement are obtained by The Bank of New York Mellon Trust Company, N.A., from its affiliate, The Bank of New York Mellon which determines such values for Corporate Trust on the basis of market prices and information obtained by The Bank of New York Mellon from unaffiliated third parties (including independent pricing vendors) ("third party pricing services"). The Bank of New York Mellon has not verified such market values or information and makes no assurances as to the accuracy or correctness of such market values or information or that the market values set forth on this Account Statement reflect the value of the securities that can be realized upon the sale of such securities. In addition, the market values for the securities set forth in this Account Statement may differ from the market prices and information for the same securities used by other business units of The Bank of New York Mellon Trust Company, N.A., The Bank of New York Mellon or their respective subsidiaries or affiliates based upon market prices and information received from other third party pricing services utilized by such other business units. Corporate Trust does not compare its market values with those used by, or reconcile different market values used by, other business units of The Bank of New York Mellon Trust Company, N.A., The Bank of New York Mellon or their respective subsidiaries or affiliates. Neither The Bank of New York Mellon Trust Company, N.A. nor The Bank of New York Mellon shall be liable for any loss, damage or expense incurred as a result of or arising from or related to the market values or information provided by third party pricing services or the differences in market prices or information provided by other third party pricing services.



BNY MELLON

The Bank of New York Mellon Trust Company, N.A.

...ENT COUNTY WATER AUTHORITY
ATTN: FINANCE DIRECTOR
1072 MAIN STREET
WEST WARWICK, RI 02893-3724

Account Statement

Statement Period 11/01/2015 Through 11/30/2015

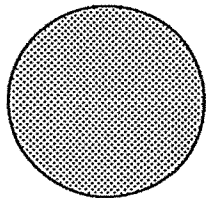
Account 112612
KCWA DEBT SERVICE SAVINGS (2004)

CLIENT SERVICE MANAGER: SUSAN CALISE
135 SANTILLI HIGHWAY AIM: 026-0018
EVERETT, MA 02149
617-382-5217
SUSAN.CALISE@BNYMELLON.COM

Go Paperless. Securely access your account online to view your statements. Ask your BNY Mellon contact how we can help you access your accounts, enter your own transactions or submit an audit confirmation online. Also be sure to ask how Connect(SM), our new web-based, single sign-on platform can help you go paperless.

Visit us at www.bnymellon.com

Account Overview



Percent of all Investments	Asset Classification	Market Value
100% ☉	CASH AND SHORT TERM	1,714,712.88
100%	TOTAL OF ALL INVESTMENTS	1,714,712.88

Summary of Assets Held

Asset Classification	Market Value	Cost	Accrued Income	Est Annual Income	Market Yield
CASH AND SHORT TERM	1,714,712.88	1,714,712.88	0.00	0.00	0.00%
ACCOUNT TOTALS	1,714,712.88	1,714,712.88	0.00	0.00	0.00%

Summary of Cash Transactions

Transaction Category	Current Period			Year-to-Date	
	Income	Principal	Realized Gains/Losses	Income	Principal
OPENING BALANCE	0.00	0.00		0.00	0.00
DIVIDENDS	13.09	0.00	0.00	97.25	0.00
OTHER CASH ADDITIONS	0.00	93,013.09	0.00	1.13	1,023,098.38
OTHER CASH DISBURSEMENTS	13.09 -	0.00	0.00	98.38 -	0.00
PURCHASES	0.00	93,013.09 -	0.00	0.00	1,023,098.38 -
CLOSING BALANCE	0.00	0.00	0.00	0.00	0.00

The above cash transactions summary is provided for information purposes only and may not reflect actual taxable income or deductible expenses as reportable under the Internal Revenue Code.

**BNY MELLON**

The Bank of New York Mellon Trust Company, N.A.

Statement Period 11/01/2015 Through 11/30/2015
Account 112612
KCWA DEBT SERVICE SAVINGS (2004)**Statement of Assets Held**

Shares / Par Value	Asset Description	Market Price Average Cost	Market Value Cost	Accrued Income Est Annual Income	Market Yield
CASH AND SHORT TERM					
1,714,712.880	FIDELITY INSTL MMKT GOVT 57 CUSIP: X9USDFIIN	1.00000 1.00000	1,714,712.88 1,714,712.88	0.00 0.00	0.00% 0.00%
Total CASH AND SHORT TERM			1,714,712.88	0.00	0.00%
ACCOUNT TOTALS			1,714,712.88	0.00	0.00%
Total Market Value Plus Total Accrued Income 1,714,712.88					

Statement of Transactions

Transaction Date	Transaction Description	Income	Principal	Cost	Realized Gains/Losses
11/01/15	OPENING BALANCE	0.00	0.00	1,621,699.79	
11/03/15	Dividend FIDELITY INSTL MMKT GOVT 57 TRADE DATE 11/03/15 SET/DATE 11/03/15 CUSIP X9USDFIIN 13.09 SHARES	13.09	0.00	0.00	0.00
11/03/15	Cash Credit CW00005530: SWP FRM 1126128401	0.00	13.09	0.00	0.00
11/03/15	Cash Debit CW00005530: SWP TO 1126128400	13.09 -	0.00	0.00	0.00
11/03/15	DAILY ENDING BALANCE	0.00	13.09	1,621,699.79	0.00
11/04/15	Purchase FIDELITY INSTL MMKT GOVT 57 TRADE DATE 11/04/15 SET/DATE 11/04/15 CUSIP X9USDFIIN 13.09 SHARES	0.00	13.09 -	13.09	0.00
11/04/15	DAILY ENDING BALANCE	0.00	0.00	1,621,712.88	0.00
11/30/15	Purchase FIDELITY INSTL MMKT GOVT 57 TRADE DATE 11/30/15 SET/DATE 11/30/15 CUSIP X9USDFIIN 93,000.00 SHARES	0.00	93,000.00 -	93,000.00	0.00
11/30/15	Cash Credit CREDIT FROM REVENUE FUND TO DS SAVINGS F UND FOR MONTHLY FLOW OF FUNDS	0.00	93,000.00	0.00	0.00
11/30/15	DAILY ENDING BALANCE	0.00	0.00	1,714,712.88	0.00
11/30/15	CLOSING BALANCE	0.00	0.00	1,714,712.88	0.00

Cumulative realized capital gain and loss position from 12/31/2014 for securities held in principal of account:

Short Term: 0.00 * Long Term: 0.00 *

* The above gain and loss position does not include transactions where tax cost information is incomplete or unavailable.

Cash and securities set forth on this Account Statement are held by The Bank of New York Mellon, an affiliate of The Bank of New York Mellon Trust Company, N.A. In addition, The Bank of New York Mellon Trust Company, N.A. may utilize subsidiaries and affiliates to provide services and certain products to the Account. Subsidiaries and affiliates may be compensated for their services and products.

The value of securities set forth on this Account Statement are obtained by The Bank of New York Mellon Trust Company, N.A., from its affiliate, The Bank of New York Mellon which determines such values for Corporate Trust on the basis of market prices and information obtained by The Bank of New York Mellon from unaffiliated third parties (including independent pricing vendors) ("third party pricing services"). The Bank of New York Mellon has not verified such market values or information and makes no assurances as to the accuracy or correctness of such market values or information or that the market values set forth on this Account Statement reflect the value of the securities that can be realized upon the sale of such securities. In addition, the market values for the securities set forth in this Account Statement may differ from the market prices and information for the same securities used by other business units of The Bank of New York Mellon Trust Company, N.A., The Bank of New York Mellon or their respective subsidiaries or affiliates based upon market prices and information received from other third party pricing services utilized by such other business units. Corporate Trust does not compare its market values with those used by, or reconcile different market values used by, other business units of The Bank of New York Mellon Trust Company, N.A., The Bank of New York Mellon or their respective subsidiaries or affiliates. Neither The Bank of New York Mellon Trust Company, N.A. nor The Bank of New York Mellon shall be liable for any loss, damage or expense incurred as a result of or arising from or related to the market values or information provided by third party pricing services or the differences in market prices or information provided by other third party pricing services.



BNY MELLON

The Bank of New York Mellon Trust Company, N.A.

KENT COUNTY WATER AUTHORITY
ATTN: FINANCE DIRECTOR
1072 MAIN STREET
WEST WARWICK, RI 02893-3724

Account Statement

Statement Period 11/01/2015 Through 11/30/2015

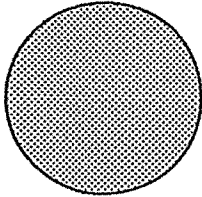
Account 112613
KCWA SER 2004A DEBT SERV RESRV

CLIENT SERVICE MANAGER: SUSAN CALISE
135 SANTILLI HIGHWAY AIM: 026-0018
EVERETT, MA 02149
617-382-5217
SUSAN.CALISE@BNYMELLON.COM

Go Paperless. Securely access your account online to view your statements. Ask your BNY Mellon contact how we can help you access your accounts, enter your own transactions or submit an audit confirmation online. Also be sure to ask how Connect(SM), our new web-based, single sign-on platform can help you go paperless.

Visit us at www.bnymellon.com

Account Overview



Percent of all Investments	Asset Classification	Market Value
100%	CASH AND SHORT TERM	1.12
100%	TOTAL OF ALL INVESTMENTS	1.12

Summary of Assets Held

Asset Classification	Market Value	Cost	Accrued Income	Est Annual Income	Market Yield
CASH AND SHORT TERM	1.12	1.12	0.00	0.00	0.00%
ACCOUNT TOTALS	1.12	1.12	0.00	0.00	0.00%

Summary of Cash Transactions

Transaction Category	Current Period			Year-to-Date	
	Income	Principal	Realized Gains/Losses	Income	Principal
OPENING BALANCE	0.00	0.00		0.00	0.00
CLOSING BALANCE	0.00	0.00	0.00	0.00	0.00

The above cash transactions summary is provided for information purposes only and may not reflect actual taxable income or deductible expenses as reportable under the Internal Revenue Code.



BNY MELLON

The Bank of New York Mellon Trust Company, N.A.

Statement Period 11/01/2015 Through 11/30/2015

Account 112613

KCWA SER 2004A DEBT SERV RESRV

Statement of Assets Held

Shares / Par Value	Asset Description	Market Price Average Cost	Market Value Cost	Accrued Income Est Annual Income	Market Yield
CASH AND SHORT TERM					
1.120	FIDELITY INSTL MMKT GOVT 57 CUSIP: X9USDFIIN	1.00000	1.12	0.00	0.00%
		1.00000	1.12	0.00	0.00%
Total CASH AND SHORT TERM			1.12	0.00	0.00%
ACCOUNT TOTALS			1.12	0.00	0.00%
Total Market Value Plus Total Accrued Income 1.12			1.12	0.00	

Statement of Transactions

Transaction Date	Transaction Description	Income	Principal	Cost	Realized Gains/Losses
------------------	-------------------------	--------	-----------	------	-----------------------

No Transactions This Period

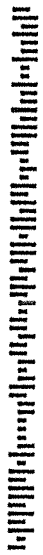
Cash and securities set forth on this Account Statement are held by The Bank of New York Mellon, an affiliate of The Bank of New York Mellon Trust Company, N.A. In addition, The Bank of New York Mellon Trust Company, N.A. may utilize subsidiaries and affiliates to provide services and certain products to the Account. Subsidiaries and affiliates may be compensated for their services and products.

The value of securities set forth on this Account Statement are obtained by The Bank of New York Mellon Trust Company, N.A., from its affiliate, The Bank of New York Mellon which determines such values for Corporate Trust on the basis of market prices and information obtained by The Bank of New York Mellon from unaffiliated third parties (including independent pricing vendors) ("third party pricing services"). The Bank of New York Mellon has not verified such market values or information and makes no assurances as to the accuracy or correctness of such market values or information or that the market values set forth on this Account Statement reflect the value of the securities that can be realized upon the sale of such securities. In addition, the market values for the securities set forth in this Account Statement may differ from the market prices and information for the same securities used by other business units of The Bank of New York Mellon Trust Company, N.A., The Bank of New York Mellon or their respective subsidiaries or affiliates based upon market prices and information received from other third party pricing services utilized by such other business units. Corporate Trust does not compare its market values with those used by, or reconcile different market values used by, other business units of The Bank of New York Mellon Trust Company, N.A., The Bank of New York Mellon or their respective subsidiaries or affiliates. Neither The Bank of New York Mellon Trust Company, N.A. nor The Bank of New York Mellon shall be liable for any loss, damage or expense incurred as a result of or arising from or related to the market values or information provided by third party pricing services or the differences in market prices or information provided by other third party pricing services.



November 30, 2015

Envelope Contents


 00003699 02 AB 0.413 02 TR 00021 XBNED601 000000
 KENT COUNTY WATER AUTHORITY
 ATTN: FINANCE DIRECTOR
 1072 MAIN STREET
 WEST WARWICK, RI 02893

Account Information	Number of Pages	Starting Page Number	Account Information	Number of Pages	Starting Page Number
CWA SER 2012 DSR FUND 53023	2	1 of 8			
CWA SER 2012 DEBT SERVICE FD 53024	2	3 of 8			
CWA SER 2012 PJCT FD COI AC 53025	2	5 of 8			
CWA DEBT SERVICE SAVINGS CIP 53026	2	7 of 8			

BNY MELLON

This Page Intentionally Blank



BNY MELLON

The Bank of New York Mellon Trust Company, N.A.

KENT COUNTY WATER AUTHORITY
ATTN: FINANCE DIRECTOR
1072 MAIN STREET
WEST WARWICK, RI 02893

Account Statement

Statement Period 11/01/2015 Through 11/30/2015

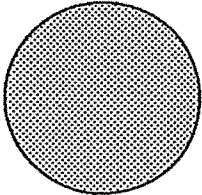
Account 853023
KENT COUNTY WATER AUTHORITY GENERAL
REFUNDING REVENUE BONDS 2012 SERIES A
(853023)

Go Paperless. Securely access your account online to view your statements. Ask your BNY Mellon contact how we can help you access your accounts, enter your own transactions or submit an audit confirmation online. Also be sure to ask how Connect(SM), our new web-based, single sign-on platform can help you go paperless.

CLIENT SERVICE MANAGER: SUSAN CALISE
135 SANTILLI HIGHWAY AIM: 026-0018
EVERETT, MA 02149
617-382-5217
SUSAN.CALISE@BNYMELLON.COM

Visit us at www.bnymellon.com

Account Overview



Percent of all Investments	Asset Classification	Market Value
100%	CASH AND SHORT TERM	1,799,260.83
100%	TOTAL OF ALL INVESTMENTS	1,799,260.83

Summary of Assets Held

Asset Classification	Market Value	Cost	Accrued Income	Est Annual Income	Market Yield
CASH AND SHORT TERM	1,799,260.83	1,799,260.83	0.00	0.00	0.00%
ACCOUNT TOTALS	1,799,260.83	1,799,260.83	0.00	0.00	0.00%

Summary of Cash Transactions

Transaction Category	Current Period			Year-to-Date	
	Income	Principal	Realized Gains/Losses	Income	Principal
OPENING BALANCE	0.00	0.00		0.00	0.00
DIVIDENDS	15.24	0.00	0.00	161.20	0.00
OTHER CASH ADDITIONS	0.00	0.00	0.00	3.44	0.00
PURCHASES	15.24 -	0.00	0.00	164.64 -	0.00
CLOSING BALANCE	0.00	0.00	0.00	0.00	0.00

The above cash transactions summary is provided for information purposes only and may not reflect actual taxable income or deductible expenses as reportable under the Internal Revenue Code.

003699 XBNED601 012332

g 0000 m 1 P03 s 9430



BNY MELLON

The Bank of New York Mellon Trust Company, N.A.

Statement Period 11/01/2015 Through 11/30/2015

Account 853023

KCWA SER 2012 DSR FUND

Statement of Assets Held

Shares / Par Value	Asset Description	Market Price Average Cost	Market Value Cost	Accrued Income Est Annual Income	Market Yield
CASH AND SHORT TERM					
164.640	FIDELITY INSTL MMKT GOVT 57	1.00000	164.64	0.00	0.00%
	CUSIP: X9USDFIIN	1.00000	164.64	0.00	
1,799,096.190	FIDELITY INSTL MMKT GOVT 57	1.00000	1,799,096.19	0.00	0.00%
	CUSIP: X9USDFIIN	1.00000	1,799,096.19	0.00	
Total CASH AND SHORT TERM			1,799,260.83	0.00	0.00%
			1,799,260.83	0.00	0.00%

ACCOUNT TOTALS

Total Market Value Plus Total Accrued Income 1,799,260.83

Statement of Transactions

Transaction Date	Transaction Description	Income	Principal	Cost	Realized Gains/Losses
11/01/15	OPENING BALANCE	0.00	0.00	1,799,245.59	
11/03/15	Purchase FIDELITY INSTL MMKT GOVT 57 TRADE DATE 11/03/15 SET/DATE 11/03/15 CUSIP X9USDFIIN 15.24 SHARES	15.24	0.00	15.24	0.00
11/03/15	Dividend FIDELITY INSTL MMKT GOVT 57 TRADE DATE 11/03/15 SET/DATE 11/03/15 CUSIP X9USDFIIN 15.24 SHARES	15.24	0.00	0.00	0.00
11/03/15	DAILY ENDING BALANCE	0.00	0.00	1,799,260.83	0.00
11/30/15	CLOSING BALANCE	0.00	0.00	1,799,260.83	0.00

Cumulative realized capital gain and loss position from 12/31/2014 for securities held in principal of account:

Short Term: 0.00 * Long Term: 0.00 *

* The above gain and loss position does not include transactions where tax cost information is incomplete or unavailable.

Cash and securities set forth on this Account Statement are held by The Bank of New York Mellon, an affiliate of The Bank of New York Mellon Trust Company, N.A. In addition, The Bank of New York Mellon Trust Company, N.A. may utilize subsidiaries and affiliates to provide services and certain products to the Account. Subsidiaries and affiliates may be compensated for their services and products.

The value of securities set forth on this Account Statement are obtained by The Bank of New York Mellon Trust Company, N.A., from its affiliate, The Bank of New York Mellon which determines such values for Corporate Trust on the basis of market prices and information obtained by The Bank of New York Mellon from unaffiliated third parties (including independent pricing vendors) ("third party pricing services"). The Bank of New York Mellon has not verified such market values or information and makes no assurances as to the accuracy or correctness of such market values or information or that the market values set forth on this Account Statement reflect the value of the securities that can be realized upon the sale of such securities. In addition, the market values for the securities set forth in this Account Statement may differ from the market prices and information for the same securities used by other business units of The Bank of New York Mellon Trust Company, N.A., The Bank of New York Mellon or their respective subsidiaries or affiliates based upon market prices and information received from other third party pricing services utilized by such other business units. Corporate Trust does not compare its market values with those used by, or reconcile different market values used by, other business units of The Bank of New York Mellon Trust Company, N.A., The Bank of New York Mellon or their respective subsidiaries or affiliates. Neither The Bank of New York Mellon Trust Company, N.A. nor The Bank of New York Mellon shall be liable for any loss, damage or expense incurred as a result of or arising from or related to the market values or information provided by third party pricing services or the differences in market prices or information provided by other third party pricing services.



BNY MELLON

The Bank of New York Mellon Trust Company, N.A.

KENT COUNTY WATER AUTHORITY
ATTN: FINANCE DIRECTOR
1072 MAIN STREET
WEST WARWICK, RI 02893

Account Statement

Statement Period 11/01/2015 Through 11/30/2015

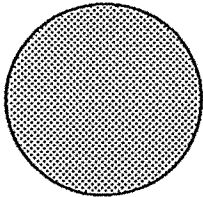
Account 853024
KENT COUNTY WATER AUTHORITY GENERAL
REFUNDING REVENUE BONDS 2012 SERIES A
(853024)

Go Paperless. Securely access your account online to view your statements. Ask your BNY Mellon contact how we can help you access your accounts, enter your own transactions or submit an audit confirmation online. Also be sure to ask how Connect(SM), our new web-based, single sign-on platform can help you go paperless.

CLIENT SERVICE MANAGER: SUSAN CALISE
135 SANTILLI HIGHWAY AIM: 026-0018
EVERETT, MA 02149
617-382-5217
SUSAN.CALISE@BNYMELLON.COM

Visit us at www.bnymellon.com

Account Overview



Percent of all Investments	Asset Classification	Market Value
100%	CASH AND SHORT TERM	908,406.30
100%	TOTAL OF ALL INVESTMENTS	908,406.30

Summary of Assets Held

Asset Classification	Market Value	Cost	Accrued Income	Est Annual Income	Market Yield
CASH AND SHORT TERM	908,406.30	908,406.30	0.00	0.00	0.00%
ACCOUNT TOTALS	908,406.30	908,406.30	0.00	0.00	0.00%

Summary of Cash Transactions

Transaction Category	Current Period			Year-to-Date	
	Income	Principal	Realized Gains/Losses	Income	Principal
OPENING BALANCE	0.00	0.00		0.00	0.00
DIVIDENDS	4.80	0.00	0.00	84.11	0.00
SALES AND REDEMPTIONS	0.00	0.00	0.00	0.00	2,179,500.00
OTHER CASH ADDITIONS	0.00	181,625.00	0.00	1.75	1,997,875.00
OTHER CASH DISBURSEMENTS	0.00	0.00	0.00	0.00	2,179,500.00 -
PURCHASES	4.80 -	181,625.00 -	0.00	85.86 -	1,997,875.00 -
CLOSING BALANCE	0.00	0.00	0.00	0.00	0.00

The above cash transactions summary is provided for information purposes only and may not reflect actual taxable income or deductible expenses as reportable under the Internal Revenue Code.

003699 XBNEDE001 012393

G
9 0000
M
1 P23
S 9430



BNY MELLON

The Bank of New York Mellon Trust Company, N.A.

Statement Period 11/01/2015 Through 11/30/2015
Account 853024
KCWA SER 2012 DEBT SERVICE FD

Statement of Assets Held

Shares / Par Value	Asset Description	Market Price Average Cost	Market Value Cost	Accrued Income Est Annual Income	Market Yield
CASH AND SHORT TERM					
85,860	FIDELITY INSTL MMKT GOVT 57	1.00000	85.86	0.00	0.00%
	CUSIP: X9USDFIIN	1.00000	85.86	0.00	
908,320.440	FIDELITY INSTL MMKT GOVT 57	1.00000	908,320.44	0.00	0.00%
	CUSIP: X9USDFIIN	1.00000	908,320.44	0.00	
Total CASH AND SHORT TERM			908,406.30	0.00	0.00%
			908,406.30	0.00	

ACCOUNT TOTALS

Total Market Value Plus Total Accrued Income 908,406.30

908,406.30 **0.00** **0.00%**
908,406.30 **0.00**

Statement of Transactions

Transaction Date	Transaction Description	Income	Principal	Cost	Realized Gains/Losses
11/01/15	OPENING BALANCE	0.00	0.00	726,776.50	
11/03/15	Purchase FIDELITY INSTL MMKT GOVT 57 TRADE DATE 11/03/15 SET/DATE 11/03/15 CUSIP X9USDFIIN 4.80 SHARES	4.80	0.00	4.80	0.00
11/03/15	Dividend FIDELITY INSTL MMKT GOVT 57 TRADE DATE 11/03/15 SET/DATE 11/03/15 CUSIP X9USDFIIN 4.80 SHARES	4.80	0.00	0.00	0.00
11/03/15	DAILY ENDING BALANCE	0.00	0.00	726,781.30	0.00
11/30/15	Purchase FIDELITY INSTL MMKT GOVT 57 TRADE DATE 11/30/15 SET/DATE 11/30/15 CUSIP X9USDFIIN 181,625.00 SHARES	0.00	181,625.00	181,625.00	0.00
11/30/15	Cash Credit CREDIT FROM REVENUE FUND TO DS FUND FUND FOR MONTHLY FLOW OF FUNDS	0.00	181,625.00	0.00	0.00
11/30/15	DAILY ENDING BALANCE	0.00	0.00	908,406.30	0.00
11/30/15	CLOSING BALANCE	0.00	0.00	908,406.30	0.00

Cumulative realized capital gain and loss position from 12/31/2014 for securities held in principal of account:

Short Term: 0.00 * Long Term: 0.00 *

* The above gain and loss position does not include transactions where tax cost information is incomplete or unavailable.

Cash and securities set forth on this Account Statement are held by The Bank of New York Mellon, an affiliate of The Bank of New York Mellon Trust Company, N.A. In addition, The Bank of New York Mellon Trust Company, N.A. may utilize subsidiaries and affiliates to provide services and certain products to the Account. Subsidiaries and affiliates may be compensated for their services and products.

The value of securities set forth on this Account Statement are obtained by The Bank of New York Mellon Trust Company, N.A., from its affiliate, The Bank of New York Mellon which determines such values for Corporate Trust on the basis of market prices and information obtained by The Bank of New York Mellon from unaffiliated third parties (including independent pricing vendors) ("third party pricing services"). The Bank of New York Mellon has not verified such market values or information and makes no assurances as to the accuracy or correctness of such market values or information or that the market values set forth on this Account Statement reflect the value of the securities that can be realized upon the sale of such securities. In addition, the market values for the securities set forth in this Account Statement may differ from the market prices and information for the same securities used by other business units of The Bank of New York Mellon Trust Company, N.A., The Bank of New York Mellon or their respective subsidiaries or affiliates based upon market prices and information received from other third party pricing services utilized by such other business units. Corporate Trust does not compare its market values with those used by, or reconcile different market values used by, other business units of The Bank of New York Mellon Trust Company, N.A., The Bank of New York Mellon or their respective subsidiaries or affiliates. Neither The Bank of New York Mellon Trust Company, N.A. nor The Bank of New York Mellon shall be liable for any loss, damage or expense incurred as a result of or arising from or related to the market values or information provided by third party pricing services or the differences in market prices or information provided by other third party pricing services.

0
11/30/15 9:24:30



BNY MELLON

The Bank of New York Mellon Trust Company, N.A.

KENT COUNTY WATER AUTHORITY
ATTN: FINANCE DIRECTOR
1072 MAIN STREET
WEST WARWICK, RI 02893

Account Statement

Statement Period 11/01/2015 Through 11/30/2015

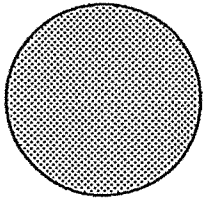
Account 853025
KENT COUNTY WATER AUTHORITY GENERAL
REFUNDING REVENUE BONDS 2012 SERIES A
(853025)

CLIENT SERVICE MANAGER: SUSAN CALISE
135 SANTILLI HIGHWAY AIM: 026-0018
EVERETT, MA 02149
617-382-5217
SUSAN.CALISE@BNYMELLON.COM

Go Paperless. Securely access your account online to view your statements. Ask your BNY Mellon contact how we can help you access your accounts, enter your own transactions or submit an audit confirmation online. Also be sure to ask how Connect(SM), our new web-based, single sign-on platform can help you go paperless.

Visit us at www.bnymellon.com

Account Overview



Percent of all Investments	Asset Classification	Market Value
100%	CASH AND SHORT TERM	1,008,371.48
100%	TOTAL OF ALL INVESTMENTS	1,008,371.48

Summary of Assets Held

Asset Classification	Market Value	Cost	Accrued Income	Est Annual Income	Market Yield
CASH AND SHORT TERM	1,008,371.48	1,008,371.48	0.00	0.00	0.00%
ACCOUNT TOTALS	1,008,371.48	1,008,371.48	0.00	0.00	0.00%

Summary of Cash Transactions

Transaction Category	Current Period			Year-to-Date	
	Income	Principal	Realized Gains/Losses	Income	Principal
OPENING BALANCE	0.00	0.00		0.00	0.00
DIVIDENDS	8.63	0.00	0.00	115.35	0.00
SALES AND REDEMPTIONS	0.00	0.00	0.00	0.00	1,686,436.59
OTHER CASH ADDITIONS	0.00	0.00	0.00	3.35	955,519.29
OTHER CASH DISBURSEMENTS	0.00	0.00	0.00	0.00	1,686,436.59 -
PURCHASES	8.63 -	0.00	0.00	118.70 -	955,519.29 -
CLOSING BALANCE	0.00	0.00	0.00	0.00	0.00

The above cash transactions summary is provided for information purposes only and may not reflect actual taxable income or deductible expenses as reportable under the Internal Revenue Code.



BNY MELLON

The Bank of New York Mellon Trust Company, N.A.

Statement Period 11/01/2015 Through 11/30/2015
Account 853025
KCWA SER 2012 PJCT FD COI AC

Statement of Assets Held

Shares / Par Value	Asset Description	Market Price Average Cost	Market Value Cost	Accrued Income Est Annual Income	Market Yield
CASH AND SHORT TERM					
118.700	FIDELITY INSTL MMKT GOVT 57	1.00000	118.70	0.00	0.00%
	CUSIP: X9USDFIIN	1.00000	118.70	0.00	
1,008,252.780	FIDELITY INSTL MMKT GOVT 57	1.00000	1,008,252.78	0.00	0.00%
	CUSIP: X9USDFIIN	1.00000	1,008,252.78	0.00	
Total CASH AND SHORT TERM			1,008,371.48	0.00	0.00%
ACCOUNT TOTALS			1,008,371.48	0.00	0.00%
Total Market Value Plus Total Accrued Income			1,008,371.48	0.00	

Statement of Transactions

Transaction Date	Transaction Description	Income	Principal	Cost	Realized Gains/Losses
11/01/15	OPENING BALANCE	0.00	0.00	1,008,362.85	
11/03/15	Purchase FIDELITY INSTL MMKT GOVT 57 TRADE DATE 11/03/15 SET/DATE 11/03/15 CUSIP X9USDFIINI 8.63 SHARES	8.63	0.00	8.63	0.00
11/03/15	Dividend FIDELITY INSTL MMKT GOVT 57 TRADE DATE 11/03/15 SET/DATE 11/03/15 CUSIP X9USDFIIN 8.63 SHARES	8.63	0.00	0.00	0.00
11/03/15	DAILY ENDING BALANCE	0.00	0.00	1,008,371.48	0.00
11/30/15	CLOSING BALANCE	0.00	0.00	1,008,371.48	0.00

Cumulative realized capital gain and loss position from 12/31/2014 for securities held in principal of account:

Short Term: 0.00 * Long Term: 0.00 *

* The above gain and loss position does not include transactions where tax cost information is incomplete or unavailable.

Cash and securities set forth on this Account Statement are held by The Bank of New York Mellon, an affiliate of The Bank of New York Mellon Trust Company, N.A. In addition, The Bank of New York Mellon Trust Company, N.A. may utilize subsidiaries and affiliates to provide services and certain products to the Account. Subsidiaries and affiliates may be compensated for their services and products.

The value of securities set forth on this Account Statement are obtained by The Bank of New York Mellon Trust Company, N.A., from its affiliate, The Bank of New York Mellon which determines such values for Corporate Trust on the basis of market prices and information obtained by The Bank of New York Mellon from unaffiliated third parties (including independent pricing vendors) ("third party pricing services"). The Bank of New York Mellon has not verified such market values or information and makes no assurances as to the accuracy or correctness of such market values or information or that the market values set forth on this Account Statement reflect the value of the securities that can be realized upon the sale of such securities. In addition, the market values for the securities set forth in this Account Statement may differ from the market prices and information for the same securities used by other business units of The Bank of New York Mellon Trust Company, N.A., The Bank of New York Mellon or their respective subsidiaries or affiliates based upon market prices and information received from other third party pricing services utilized by such other business units. Corporate Trust does not compare its market values with those used by, or reconcile different market values used by, other business units of The Bank of New York Mellon Trust Company, N.A., The Bank of New York Mellon or their respective subsidiaries or affiliates. Neither The Bank of New York Mellon Trust Company, N.A. nor The Bank of New York Mellon shall be liable for any loss, damage or expense incurred as a result of or arising from or related to the market values or information provided by third party pricing services or the differences in market prices or information provided by other third party pricing services.



BNY MELLON

The Bank of New York Mellon Trust Company, N.A.

KENT COUNTY WATER AUTHORITY
ATTN: FINANCE DIRECTOR
1072 MAIN STREET
WEST WARWICK, RI 02893

Go Paperless. Securely access your account online to view your statements. Ask your BNY Mellon contact how we can help you access your accounts, enter your own transactions or submit an audit confirmation online. Also be sure to ask how Connect(SM), our new web-based, single sign-on platform can help you go paperless.

Visit us at www.bnymellon.com

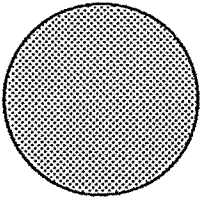
Account Statement

Statement Period 11/01/2015 Through 11/30/2015

Account 853026
KENT COUNTY WATER AUTHORITY GENERAL
REFUNDING REVENUE BONDS DEBT SERVICE
SAVINGS ACCOUNT FOR CIP

CLIENT SERVICE MANAGER: SUSAN CALISE
135 SANTILLI HIGHWAY AIM: 026-0018
EVERETT, MA 02149
617-382-5217
SUSAN.CALISE@BNYMELLON.COM

Account Overview



Percent of all Investments	Asset Classification	Market Value
100%	CASH AND SHORT TERM	1,587,877.50
100%	TOTAL OF ALL INVESTMENTS	1,587,877.50

Summary of Assets Held

Asset Classification	Market Value	Cost	Accrued Income	Est Annual Income	Market Yield
CASH AND SHORT TERM	1,587,877.50	1,587,877.50	0.00	0.00	0.00%
ACCOUNT TOTALS	1,587,877.50	1,587,877.50	0.00	0.00	0.00%

Summary of Cash Transactions

Transaction Category	Current Period			Year-to-Date	
	Income	Principal	Realized Gains/Losses	Income	Principal
OPENING BALANCE	0.00	0.00		0.00	0.00
DIVIDENDS	12.75	0.00	0.00	115.14	0.00
OTHER CASH ADDITIONS	0.00	45,362.00	0.00	2.02	498,982.00
PURCHASES	12.75 -	45,362.00 -	0.00	117.16 -	498,982.00 -
CLOSING BALANCE	0.00	0.00	0.00	0.00	0.00

The above cash transactions summary is provided for information purposes only and may not reflect actual taxable income or deductible expenses as reportable under the Internal Revenue Code.

E 003699 XBNED601 012395

C 9 0000 M 1203 S 94305



BNY MELLON

The Bank of New York Mellon Trust Company, N.A.

Statement Period 11/01/2015 Through 11/30/2015

Account 853026

KCWA DEBT SERVICE SAVINGS CIP

Statement of Assets Held

Shares / Par Value	Asset Description	Market Price Average Cost	Market Value Cost	Accrued Income Est Annual Income	Market Yield
CASH AND SHORT TERM					
117.160	FIDELITY INSTL MMKT GOVT 57	1.00000	117.16	0.00	0.00%
	CUSIP: X9USDFIIN	1.00000	117.16	0.00	
1,587,760.340	FIDELITY INSTL MMKT GOVT 57	1.00000	1,587,760.34	0.00	0.00%
	CUSIP: X9USDFIIN	1.00000	1,587,760.34	0.00	
Total CASH AND SHORT TERM			1,587,877.50	0.00	0.00%
			1,587,877.50	0.00	

ACCOUNT TOTALS			1,587,877.50	0.00	0.00%
			1,587,877.50	0.00	

Total Market Value Plus Total Accrued Income 1,587,877.50

Statement of Transactions

Transaction Date	Transaction Description	Income	Principal	Cost	Realized Gains/Losses
11/01/15	OPENING BALANCE	0.00	0.00	1,542,502.75	
11/03/15	Purchase FIDELITY INSTL MMKT GOVT 57 TRADE DATE 11/03/15 SET/DATE 11/03/15 CUSIP X9USDFIIN 12.75 SHARES	12.75 -	0.00	12.75	0.00
11/03/15	Dividend FIDELITY INSTL MMKT GOVT 57 TRADE DATE 11/03/15 SET/DATE 11/03/15 CUSIP X9USDFIIN 12.75 SHARES	12.75	0.00	0.00	0.00
11/03/15	DAILY ENDING BALANCE	0.00	0.00	1,542,515.50	0.00
11/30/15	Purchase FIDELITY INSTL MMKT GOVT 57 TRADE DATE 11/30/15 SET/DATE 11/30/15 CUSIP X9USDFIIN 45,362.00 SHARES	0.00	45,362.00 -	45,362.00	0.00
11/30/15	Cash Credit CREDIT FROM REVENUE FUND TO DS SAVINGS R EFUNDING FUND FOR MONTHLY FLOW OF FUNDS	0.00	45,362.00	0.00	0.00
11/30/15	DAILY ENDING BALANCE	0.00	0.00	1,587,877.50	0.00
11/30/15	CLOSING BALANCE	0.00	0.00	1,587,877.50	0.00

Cumulative realized capital gain and loss position from 12/31/2014 for securities held in principal of account:

Short Term: 0.00 * Long Term: 0.00 *

* The above gain and loss position does not include transactions where tax cost information is incomplete or unavailable.

Cash and securities set forth on this Account Statement are held by The Bank of New York Mellon, an affiliate of The Bank of New York Mellon Trust Company, N.A. In addition, The Bank of New York Mellon Trust Company, N.A. may utilize subsidiaries and affiliates to provide services and certain products to the Account. Subsidiaries and affiliates may be compensated for their services and products.

The value of securities set forth on this Account Statement are obtained by The Bank of New York Mellon Trust Company, N.A., from its affiliate, The Bank of New York Mellon which determines such values for Corporate Trust on the basis of market prices and information obtained by The Bank of New York Mellon from unaffiliated third parties (including independent pricing vendors) ("third party pricing services"). The Bank of New York Mellon has not verified such market values or information and makes no assurances as to the accuracy or correctness of such market values or information or that the market values set forth on this Account Statement reflect the value of the securities that can be realized upon the sale of such securities. In addition, the market values for the securities set forth in this Account Statement may differ from the market prices and information for the same securities used by other business units of The Bank of New York Mellon Trust Company, N.A., The Bank of New York Mellon or their respective subsidiaries or affiliates based upon market prices and information received from other third party pricing services utilized by such other business units. Corporate Trust does not compare its market values with those used by, or reconcile different market values used by, other business units of The Bank of New York Mellon Trust Company, N.A., The Bank of New York Mellon or their respective subsidiaries or affiliates. Neither The Bank of New York Mellon Trust Company, N.A. nor The Bank of New York Mellon shall be liable for any loss, damage or expense incurred as a result of or arising from or related to the market values or information provided by third party pricing services or the differences in market prices or information provided by other third party pricing services.

9 0000 1 1203 5 34303



BNY MELLON

The Bank of New York Mellon Trust Company, N.A.

...ENT COUNTY WATER AUTHORITY
ATTN: FINANCE DIRECTOR
1072 MAIN STREET
WEST WARWICK, RI 02893-3724

Account Statement

Statement Period 11/01/2015 Through 11/30/2015

Account 667674
KCWA RENEWAL/REPLACEMENT A/C (PUC - 1)
MISC GSP / IMMS KCWA
RENEWAL/REPLACEMENT A/C (PUC-1)

CLIENT SERVICE MANAGER: SUSAN CALISE
135 SANTILLI HIGHWAY AIM: 026-0018
EVERETT, MA 02149
617-382-5217
SUSAN.CALISE@BNYMELLON.COM

Go Paperless. Securely access your account online to view your statements. Ask your BNY Mellon contact how we can help you access your accounts, enter your own transactions or submit an audit confirmation online. Also be sure to ask how Connect(SM), our new web-based, single sign-on platform can help you go paperless.

Visit us at www.bnymellon.com

Summary of Assets Held

Asset Classification	Market Value	Cost	Accrued Income	Est Annual Income	Market Yield
No Assets Held					

Summary of Cash Transactions

Transaction Category	Current Period			Year-to-Date	
	Income	Principal	Realized Gains/Losses	Income	Principal
OPENING BALANCE	0.00	0.00		0.00	0.00
CLOSING BALANCE	0.00	0.00	0.00	0.00	0.00

The above cash transactions summary is provided for information purposes only and may not reflect actual taxable income or deductible expenses reportable under the Internal Revenue Code.



BNY MELLON

The Bank of New York Mellon Trust Company, N.A.

Statement Period 11/01/2015 Through 11/30/2015

Account 667674

KCWA RENEWAL/REPLACEMENT A/C (PUC-1)

Cash and securities set forth on this Account Statement are held by The Bank of New York Mellon, an affiliate of The Bank of New York Mellon Trust Company, N.A. In addition, The Bank of New York Mellon Trust Company, N.A. may utilize subsidiaries and affiliates to provide services and certain products to the Account. Subsidiaries and affiliates may be compensated for their services and products.

The value of securities set forth on this Account Statement are obtained by The Bank of New York Mellon Trust Company, N.A., from its affiliate, The Bank of New York Mellon which determines such values for Corporate Trust on the basis of market prices and information obtained by The Bank of New York Mellon from unaffiliated third parties (including independent pricing vendors) ("third party pricing services"). The Bank of New York Mellon has not verified such market values or information and makes no assurances as to the accuracy or correctness of such market values or information or that the market values set forth on this Account Statement reflect the value of the securities that can be realized upon the sale of such securities. In addition, the market values for the securities set forth in this Account Statement may differ from the market prices and information for the same securities used by other business units of The Bank of New York Mellon Trust Company, N.A., The Bank of New York Mellon or their respective subsidiaries or affiliates based upon market prices and information received from other third party pricing services utilized by such other business units. Corporate Trust does not compare its market values with those used by, or reconcile different market values used by, other business units of The Bank of New York Mellon Trust Company, N.A., The Bank of New York Mellon or their respective subsidiaries or affiliates. Neither The Bank of New York Mellon Trust Company, N.A. nor The Bank of New York Mellon shall be liable for any loss, damage or expense incurred as a result of or arising from or related to the market values or information provided by third party pricing services or the differences in market prices or information provided by other third party pricing services.



BNY MELLON

The Bank of New York Mellon Trust Company, N.A.

KENT COUNTY WATER AUTHORITY
ATTN: FINANCE DIRECTOR
1072 MAIN STREET
WEST WARWICK, RI 02893-3724

Account Statement

Statement Period 11/01/2015 Through 11/30/2015

Account 667675
KCWA RENEWAL/REPLACEMENT A/C (PUC - 1)
MISC GSP / IMMS KCWA
RENEWAL/REPLACEMENT A/C (PUC - 2)

CLIENT SERVICE MANAGER: SUSAN CALISE
135 SANTILLI HIGHWAY AIM: 026-0018
EVERETT, MA 02149
617-382-5217
SUSAN.CALISE@BNYMELLON.COM

Go Paperless. Securely access your account online to view your statements. Ask your BNY Mellon contact how we can help you access your accounts, enter your own transactions or submit an audit confirmation online. Also be sure to ask how Connect(SM), our new web-based, single sign-on platform can help you go paperless.

Visit us at www.bnymellon.com

Summary of Assets Held

Asset Classification	Market Value	Cost	Accrued Income	Est Annual Income	Market Yield
No Assets Held					

Summary of Cash Transactions

Transaction Category	Current Period			Year-to-Date	
	Income	Principal	Realized Gains/Losses	Income	Principal
OPENING BALANCE	0.00	0.00		0.00	0.00
CLOSING BALANCE	0.00	0.00	0.00	0.00	0.00

The above cash transactions summary is provided for information purposes only and may not reflect actual taxable income or deductible expenses as reportable under the Internal Revenue Code.

UNIVERSITY ADMINISTRATION

c
R 0000
m
1 PG3
s 9430



BNY MELLON

The Bank of New York Mellon Trust Company, N.A.

Statement Period 11/01/2015 Through 11/30/2015

Account 667675

KCWA RENEWAL/REPLACEMENT A/C (PUC-2)

Cash and securities set forth on this Account Statement are held by The Bank of New York Mellon, an affiliate of The Bank of New York Mellon Trust Company, N.A. In addition, The Bank of New York Mellon Trust Company, N.A. may utilize subsidiaries and affiliates to provide services and certain products to the Account. Subsidiaries and affiliates may be compensated for their services and products.

The value of securities set forth on this Account Statement are obtained by The Bank of New York Mellon Trust Company, N.A., from its affiliate, The Bank of New York Mellon which determines such values for Corporate Trust on the basis of market prices and information obtained by The Bank of New York Mellon from unaffiliated third parties (including independent pricing vendors) ("third party pricing services"). The Bank of New York Mellon has not verified such market values or information and makes no assurances as to the accuracy or correctness of such market values or information or that the market values set forth on this Account Statement reflect the value of the securities that can be realized upon the sale of such securities. In addition, the market values for the securities set forth in this Account Statement may differ from the market prices and information for the same securities used by other business units of The Bank of New York Mellon Trust Company, N.A., The Bank of New York Mellon or their respective subsidiaries or affiliates based upon market prices and information received from other third party pricing services utilized by such other business units. Corporate Trust does not compare its market values with those used by, or reconcile different market values used by, other business units of The Bank of New York Mellon Trust Company, N.A., The Bank of New York Mellon or their respective subsidiaries or affiliates. Neither The Bank of New York Mellon Trust Company, N.A. nor The Bank of New York Mellon shall be liable for any loss, damage or expense incurred as a result of or arising from or related to the market values or information provided by third party pricing services or the differences in market prices or information provided by other third party pricing services.



BNY MELLON

October 31, 2015

0000014 04 SP 1.640 04 TR 00002 XB3159M2 000000
 KENT COUNTY WATER AUTHORITY
 ATTN: FINANCE DIRECTOR
 1072 MAIN STREET
 WEST WARWICK, RI 02893-3724

Envelope Contents

Account Information	Number of Pages	Starting Page Number	Account Information	Number of Pages	Starting Page Number
KCWA GENERAL REVENUE ACCOUNT 112600	4	1 of 28	KCWA DEBT SERVICE SAVINGS (2004) 112612	4	23 of 28
KCWA OPERATING REVENUE ALLOWANCE 112601	4	5 of 28	KCWA SER 2004A DEBT SERV RESRV 112613	2	27 of 28
KCWA GEN OP & MAINT ACCT 112602	4	9 of 28			
KCWA GEN REN & REP RESV ACCT 112603	2	13 of 28			
KCWA GEN RENEWAL AND REPLACEMENT AC 112604	2	15 of 28			
KCWA INFRASTRUCTURE ACCT 112605	4	17 of 28			
KCWA OPER & MAIN RESERVE ACCT 112606	2	21 of 28			

This Page Intentionally Blank



BNY MELLON

The Bank of New York Mellon Trust Company, N.A.

WENT COUNTY WATER AUTHORITY
ATTN: FINANCE DIRECTOR
1072 MAIN STREET
WEST WARWICK, RI 02893-3724

Account Statement

Statement Period 10/01/2015 Through 10/31/2015

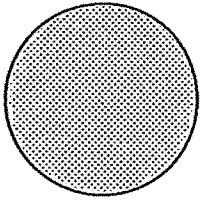
Account 112600
KCWA GENERAL REVENUE ACCOUNT

CLIENT SERVICE MANAGER: SUSAN CALISE
135 SANTILLI HIGHWAY AIM: 026-0018
EVERETT, MA 02149
617-382-5217
SUSAN.CALISE@BNYMELLON.COM

Go Paperless. Securely access your account online to view your statements. Ask your BNY Mellon contact how we can help you access your accounts, enter your own transactions or submit an audit confirmation online. Also be sure to ask how Connect(SM), our new web-based, single sign-on platform can help you go paperless.

Visit us at www.bnymellon.com

Account Overview



Percent of all Investments	Asset Classification	Market Value
100%	CASH AND SHORT TERM	635,840.64
100%	TOTAL OF ALL INVESTMENTS	635,840.64

Summary of Assets Held

Asset Classification	Market Value	Cost	Accrued Income	Est Annual Income	Market Yield
CASH AND SHORT TERM	635,840.64	635,840.64	0.00	0.00	0.00%
ACCOUNT TOTALS	635,840.64	635,840.64	0.00	0.00	0.00%

Summary of Cash Transactions

Transaction Category	Current Period			Year-to-Date	
	Income	Principal	Realized Gains/Losses	Income	Principal
OPENING BALANCE	0.00	0.00		0.00	0.00
DIVIDENDS	2.40	0.00	0.00	118.12	0.00
SALES AND REDEMPTIONS	0.00	1,608,903.14	0.00	0.00	14,722,859.69
OTHER CASH ADDITIONS	0.00	2,485,824.38	0.00	1.06	18,513,063.17
OTHER CASH DISBURSEMENTS	2.40 -	2,394,725.14 -	0.00	119.18 -	19,206,610.46 -
PURCHASES	0.00	1,700,002.38 -	0.00	0.00	14,029,312.40 -
CLOSING BALANCE	0.00	0.00	0.00	0.00	0.00

The above cash transactions summary is provided for information purposes only and may not reflect actual taxable income or deductible expenses as reportable under the Internal Revenue Code.

0
0000
M
1 PD3 S 94 159



BNY MELLON

The Bank of New York Mellon Trust Company, N.A.

Statement Period 10/01/2015 Through 10/31/2015

Account 112600

KCWA GENERAL REVENUE ACCOUNT

Statement of Assets Held

Shares / Par Value	Asset Description	Market Price Average Cost	Market Value Cost	Accrued Income Est Annual Income	Market Yield
CASH AND SHORT TERM					
635,840.640	FIDELITY INSTL MMKT GOVT 57	1.00000	635,840.64	0.00	0.00%
	CUSIP: X9USDFIIN	1.00000	635,840.64	0.00	
Total CASH AND SHORT TERM			635,840.64	0.00	0.00%
			635,840.64	0.00	
ACCOUNT TOTALS			635,840.64	0.00	0.00%
Total Market Value Plus Total Accrued Income 635,840.64			635,840.64	0.00	

Statement of Transactions

Transaction Date	Transaction Description	Income	Principal	Cost	Realized Gains/Losses
10/01/15	OPENING BALANCE	0.00	0.00	544,741.40	
10/02/15	Dividend FIDELITY INSTL MMKT GOVT 57 TRADE DATE 10/02/15 SET/DATE 10/02/15 CUSIP X9USDFIIN 2.40 SHARES	2.40	0.00	0.00	0.00
10/02/15	Cash Credit CW00005523: SWP FRM 1126008401	0.00	2.40	0.00	0.00
10/02/15	Cash Debit CW00005523: SWP TO 1126008400	2.40 -	0.00	0.00	0.00
10/02/15	DAILY ENDING BALANCE	0.00	2.40	544,741.40	0.00
10/05/15	Purchase FIDELITY INSTL MMKT GOVT 57 TRADE DATE 10/05/15 SET/DATE 10/05/15 CUSIP X9USDFIIN 2.40 SHARES	0.00	2.40 -	2.40	0.00
10/05/15	DAILY ENDING BALANCE	0.00	0.00	544,743.80	0.00
10/09/15	Sale FIDELITY INSTL MMKT GOVT 57 TRADE DATE 10/09/15 SET/DATE 10/09/15 CUSIP X9USDFIIN 414,178.00 SHARES	0.00	414,178.00	414,178.00 -	0.00
10/09/15	Cash Credit ORD CUST:/009364950577 KENT COUNTY WATER AUTHORITY PO BOX 19 ORD INST:BANK OF AMERICA/RIX DETAIL:REF: KENT COUNTY WATER AUTHORITY IMA:20151009B6B7HU2R009884 FTS:FDF1510091604300	0.00	485,822.00	0.00	0.00
10/09/15	Cash Debit TRANSFER FROM GENERAL FUND TO O&M FUND F OR PARTIAL FUNDING OF APPROVED BUDGET	0.00	900,000.00 -	0.00	0.00
10/09/15	DAILY ENDING BALANCE	0.00	0.00	130,565.80	0.00
10/27/15	Purchase FIDELITY INSTL MMKT GOVT 57 TRADE DATE 10/27/15 SET/DATE 10/27/15 CUSIP X9USDFIIN 999,999.99 SHARES	0.00	999,999.99 -	999,999.99	0.00
10/27/15	Cash Credit ORD CUST:/009364950577 KENT COUNTY WATER AUTHORITY PO BOX 19 ORD INST:BANK OF AMERICA/RIX DETAIL:REF: KENT COUNTY WATER AUTHORITY IMA:20151027B6B7HU2R006749 FTS:FDF1510271253400	0.00	999,999.99	0.00	0.00
10/27/15	DAILY ENDING BALANCE	0.00	0.00	1,130,565.79	0.00
10/28/15	Purchase FIDELITY INSTL MMKT GOVT 57	0.00	699,999.99 -	699,999.99	0.00



BNY MELLON

The Bank of New York Mellon Trust Company, N.A.

Statement Period 10/01/2015 Through 10/31/2015

Account 112600

KCWA GENERAL REVENUE ACCOUNT

Statement of Transactions - Continued

Transaction Date	Transaction Description	Income	Principal	Cost	Realized Gains/Losses
10/28/15	TRADE DATE 10/28/15 SET/DATE 10/28/15 CUSIP X9USDFIIN 699,999.99 SHARES Cash Credit ORD CUST:009364950577 KENT COUNTY WATER AUTHORITY PO BOX 19 ORD INST:BANK OF AMERICA/RIX DETAIL:REF: KENT COUNTY WATER AUTHORITY IMA:20151028B6B7HU2R007162 FTS:FDF1510280994500	0.00	999,999.99	0.00	0.00
10/28/15	Cash Debit TRANSFER FROM GENERAL FUND TO O&M FUND F OR PARTIAL FUNDING OF APPROVED BUDGET	0.00	300,000.00 -	0.00	0.00
10/28/15	DAILY ENDING BALANCE	0.00	0.00	1,830,565.78	0.00
10/29/15	Sale FIDELITY INSTL MMKT GOVT 57 TRADE DATE 10/29/15 SET/DATE 10/29/15 CUSIP X9USDFIIN 1,194,725.14 SHARES	0.00	1,194,725.14	1,194,725.14 -	0.00
10/29/15	Cash Debit TRANSFER OF FUNDS TO BACK THE MONTHLY WA TER PROTECTION CHECKS	0.00	110,645.35 -	0.00	0.00
10/29/15	Cash Debit TRANSFER FROM GENERAL FUND TO RESTRICTED OPERATING REVENUE ALLOWANCE FUND FOR MO NTHLY FLOW OF FUNDS	0.00	24,304.66 -	0.00	0.00
10/29/15	Cash Debit TRANSFER FROM GENERAL FUND TO O&M RESERV E FUND FOR MONTHLY FLOW OF FUNDS	0.00	256,047.45 -	0.00	0.00
10/29/15	Cash Debit TRANSFER FROM GENERAL FUND TO R&R RESERV E FUND FOR MONTHLY FLOW OF FUNDS	0.00	25,407.35 -	0.00	0.00
10/29/15	Cash Debit TRANSFER FROM GENERAL FUND TO R&R FUND F OR MONTHLY FLOW OF FUNDS	0.00	8,333.33 -	0.00	0.00
10/29/15	Cash Debit TRANSFER FROM GENERAL FUND TO DS FUND 20 12 FOR MONTHLY FLOW OF FUNDS	0.00	181,625.00 -	0.00	0.00
10/29/15	Cash Debit TRANSFER FROM GENERAL FUND TO DS SAVINGS (FROM 2012 REFUNDING) FUND FOR MONTHLY FLOW OF FUNDS	0.00	45,362.00 -	0.00	0.00
10/29/15	Cash Debit TRANSFER FROM GENERAL FUND TO INFRASTRUC TURE FUND FOR MONTHLY FLOW OF FUNDS	0.00	450,000.00 -	0.00	0.00
10/29/15	Cash Debit TRANSFER FROM GENERAL FUND TO DS SAVINGS (2004 DEBT PAID 2014) FUND FOR MONTHLY FLOW OF FUNDS	0.00	93,000.00 -	0.00	0.00
10/29/15	DAILY ENDING BALANCE	0.00	0.00	635,840.64	0.00
10/31/15	CLOSING BALANCE	0.00	0.00	635,840.64	0.00

Cumulative realized capital gain and loss position from 12/31/2014 for securities held in principal of account:

Short Term: 0.00 * Long Term: 0.00 *

* The above gain and loss position does not include transactions where tax cost information is incomplete or unavailable.

0
90000
M
1 P03 S 94190



BNY MELLON

The Bank of New York Mellon Trust Company, N.A.

Statement Period 10/01/2015 Through 10/31/2015

Account 112600

KCWA GENERAL REVENUE ACCOUNT

Cash and securities set forth on this Account Statement are held by The Bank of New York Mellon, an affiliate of The Bank of New York Mellon Trust Company, N.A. In addition, The Bank of New York Mellon Trust Company, N.A. may utilize subsidiaries and affiliates to provide services and certain products to the Account. Subsidiaries and affiliates may be compensated for their services and products.

The value of securities set forth on this Account Statement are obtained by The Bank of New York Mellon Trust Company, N.A., from its affiliate, The Bank of New York Mellon which determines such values for Corporate Trust on the basis of market prices and information obtained by The Bank of New York Mellon from unaffiliated third parties (including independent pricing vendors) ("third party pricing services"). The Bank of New York Mellon has not verified such market values or information and makes no assurances as to the accuracy or correctness of such market values or information or that the market values set forth on this Account Statement reflect the value of the securities that can be realized upon the sale of such securities. In addition, the market values for the securities set forth in this Account Statement may differ from the market prices and information for the same securities used by other business units of The Bank of New York Mellon Trust Company, N.A., The Bank of New York Mellon or their respective subsidiaries or affiliates based upon market prices and information received from other third party pricing services utilized by such other business units. Corporate Trust does not compare its market values with those used by, or reconcile different market values used by, other business units of The Bank of New York Mellon Trust Company, N.A., The Bank of New York Mellon or their respective subsidiaries or affiliates. Neither The Bank of New York Mellon Trust Company, N.A. nor The Bank of New York Mellon shall be liable for any loss, damage or expense incurred as a result of or arising from or related to the market values or information provided by third party pricing services or the differences in market prices or information provided by other third party pricing services.

0000
m
FD3 s 94190



BNY MELLON

The Bank of New York Mellon Trust Company, N.A.

WENT COUNTY WATER AUTHORITY
ATTN: FINANCE DIRECTOR
1072 MAIN STREET
WEST WARWICK, RI 02893-3724

Account Statement

Statement Period 10/01/2015 Through 10/31/2015

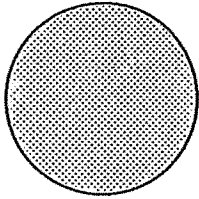
Account 112601
KCWA OPERATING REVENUE ALLOWANCE

CLIENT SERVICE MANAGER: SUSAN CALISE
135 SANTILLI HIGHWAY AIM: 026-0018
EVERETT, MA 02149
617-382-5217
SUSAN.CALISE@BNYMELLON.COM

Go Paperless. Securely access your account online to view your statements. Ask your BNY Mellon contact how we can help you access your accounts, enter your own transactions or submit an audit confirmation online. Also be sure to ask how Connect(SM), our new web-based, single sign-on platform can help you go paperless.

Visit us at www.bnymellon.com

Account Overview



Percent of all Investments	Asset Classification	Market Value
100%	CASH AND SHORT TERM	1,604,534.91
100%	TOTAL OF ALL INVESTMENTS	1,604,534.91

Summary of Assets Held

Asset Classification	Market Value	Cost	Accrued Income	Est Annual Income	Market Yield
CASH AND SHORT TERM	1,604,534.91	1,604,534.91	0.00	0.00	0.00%
ACCOUNT TOTALS	1,604,534.91	1,604,534.91	0.00	0.00	0.00%

Summary of Cash Transactions

Transaction Category	Current Period			Year-to-Date	
	Income	Principal	Realized Gains/Losses	Income	Principal
OPENING BALANCE	0.00	0.00		0.00	0.00
DIVIDENDS	12.86	0.00	0.00	118.24	0.00
OTHER CASH ADDITIONS	0.00	24,317.52	0.00	2.58	243,167.42
OTHER CASH DISBURSEMENTS	12.86 -	0.00	0.00	120.82 -	0.00
PURCHASES	0.00	24,317.52 -	0.00	0.00	243,167.42 -
CLOSING BALANCE	0.00	0.00	0.00	0.00	0.00

The above cash transactions summary is provided for information purposes only and may not reflect actual taxable income or deductible expenses as reportable under the Internal Revenue Code.



BNY MELLON

The Bank of New York Mellon Trust Company, N.A.

Statement Period 10/01/2015 Through 10/31/2015

Account 112601

KCWA OPERATING REVENUE ALLOWANCE

Statement of Assets Held

Shares / Par Value	Asset Description	Market Price Average Cost	Market Value Cost	Accrued Income Est Annual Income	Market Yield
CASH AND SHORT TERM					
1,604,534.910	FIDELITY INSTL MMKT GOVT 57 CUSIP: X9USDFIIN	1.00000 1.00000	1,604,534.91 1,604,534.91	0.00 0.00	0.00% 0.00%
Total CASH AND SHORT TERM			1,604,534.91	0.00	0.00%
ACCOUNT TOTALS			1,604,534.91	0.00	0.00%
Total Market Value Plus Total Accrued Income 1,604,534.91					

Statement of Transactions

Transaction Date	Transaction Description	Income	Principal	Cost	Realized Gains/Losses
10/01/15	OPENING BALANCE	0.00	0.00	1,580,217.39	
10/02/15	Dividend FIDELITY INSTL MMKT GOVT 57 TRADE DATE 10/02/15 SET/DATE 10/02/15 CUSIP X9USDFIIN 12.86 SHARES	12.86	0.00	0.00	0.00
10/02/15	Cash Credit CW00005524: SWP FRM 1126018401	0.00	12.86	0.00	0.00
10/02/15	Cash Debit CW00005524: SWP TO 1126018400	12.86 -	0.00	0.00	0.00
10/02/15	DAILY ENDING BALANCE	0.00	12.86	1,580,217.39	0.00
10/05/15	Purchase FIDELITY INSTL MMKT GOVT 57 TRADE DATE 10/05/15 SET/DATE 10/05/15 CUSIP X9USDFIIN 12.86 SHARES	0.00	12.86 -	12.86	0.00
10/05/15	DAILY ENDING BALANCE	0.00	0.00	1,580,230.25	0.00
10/29/15	Purchase FIDELITY INSTL MMKT GOVT 57 TRADE DATE 10/29/15 SET/DATE 10/29/15 CUSIP X9USDFIIN 24,304.66 SHARES	0.00	24,304.66 -	24,304.66	0.00
10/29/15	Cash Credit TRANSFER TO RESTRICTED OPERATING REVENUE ALLOWANCE FUND FROM GENERAL FUND FOR M ONTHLY FLOW OF FUNDS	0.00	24,304.66	0.00	0.00
10/29/15	DAILY ENDING BALANCE	0.00	0.00	1,604,534.91	0.00
10/31/15	CLOSING BALANCE	0.00	0.00	1,604,534.91	0.00

Cumulative realized capital gain and loss position from 12/31/2014 for securities held in principal of account:

Short Term: 0.00 * Long Term: 0.00 *

* The above gain and loss position does not include transactions where tax cost information is incomplete or unavailable.



BNY MELLON

The Bank of New York Mellon Trust Company, N.A.

Statement Period 10/01/2015 Through 10/31/2015

Account 112601

KCWA OPERATING REVENUE ALLOWANCE

10/31/2015 10:00 AM

Cash and securities set forth on this Account Statement are held by The Bank of New York Mellon, an affiliate of The Bank of New York Mellon Trust Company, N.A. In addition, The Bank of New York Mellon Trust Company, N.A. may utilize subsidiaries and affiliates to provide services and certain products to the Account. Subsidiaries and affiliates may be compensated for their services and products.

The value of securities set forth on this Account Statement are obtained by The Bank of New York Mellon Trust Company, N.A., from its affiliate, The Bank of New York Mellon which determines such values for Corporate Trust on the basis of market prices and information obtained by The Bank of New York Mellon from unaffiliated third parties (including independent pricing vendors) ("third party pricing services"). The Bank of New York Mellon has not verified such market values or information and makes no assurances as to the accuracy or correctness of such market values or information or that the market values set forth on this Account Statement reflect the value of the securities that can be realized on the sale of such securities. In addition, the market values for the securities set forth in this Account Statement may differ from the market prices and information for the same securities used by other business units of The Bank of New York Mellon Trust Company, N.A., The Bank of New York Mellon or their respective subsidiaries or affiliates based upon market prices and information received from other third party pricing services utilized by such other business units. Corporate Trust does not compare its market values with those used by, or reconcile different market values used by, other business units of The Bank of New York Mellon Trust Company, N.A., The Bank of New York Mellon or their respective subsidiaries or affiliates. Neither The Bank of New York Mellon Trust Company, N.A. nor The Bank of New York Mellon shall be liable for any loss, damage or expense incurred as a result of or arising from or related to the market values or information provided by third party pricing services or the differences in market prices or information provided by other third party pricing services.

0000
10/31/2015

This Page Intentionally Blank



BNY MELLON

The Bank of New York Mellon Trust Company, N.A.

WENT COUNTY WATER AUTHORITY
ATTN: FINANCE DIRECTOR
1072 MAIN STREET
WEST WARWICK, RI 02893-3724

Account Statement

Statement Period 10/01/2015 Through 10/31/2015

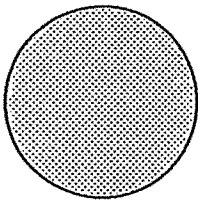
Account 112602
KCWA GEN OP & MAINT ACCT

CLIENT SERVICE MANAGER: SUSAN CALISE
135 SANTILLI HIGHWAY AIM: 026-0018
EVERETT, MA 02149
617-382-5217
SUSAN.CALISE@BNYMELLON.COM

Go Paperless. Securely access your account online to view your statements. Ask your BNY Mellon contact how we can help you access your accounts, enter your own transactions or submit an audit confirmation online. Also be sure to ask how Connect(SM), our new web-based, single sign-on platform can help you go paperless.

Visit us at www.bnymellon.com

Account Overview



Percent of all Investments	Asset Classification	Market Value
100%	CASH AND SHORT TERM	0.44
100%	TOTAL OF ALL INVESTMENTS	0.44

Summary of Assets Held

Asset Classification	Market Value	Cost	Accrued Income	Est Annual Income	Market Yield
CASH AND SHORT TERM	0.44	0.44	0.00	0.00	0.00%
ACCOUNT TOTALS	0.44	0.44	0.00	0.00	0.00%

Summary of Cash Transactions

Transaction Category	Current Period			Year-to-Date	
	Income	Principal	Realized Gains/Losses	Income	Principal
OPENING BALANCE	0.00	0.00		0.00	0.00
DIVIDENDS	0.01	0.00	0.00	0.67	0.00
SALES AND REDEMPTIONS	0.00	110,645.35	0.00	0.00	391,108.67
OTHER CASH ADDITIONS	0.00	1,310,645.36	0.00	0.00	10,918,116.81
OTHER CASH DISBURSEMENTS	0.01 -	1,310,645.35 -	0.00	0.67 -	10,918,116.82 -
PURCHASES	0.00	110,645.36 -	0.00	0.00	391,108.66 -
CLOSING BALANCE	0.00	0.00	0.00	0.00	0.00

The above cash transactions summary is provided for information purposes only and may not reflect actual taxable income or deductible expenses as reportable under the Internal Revenue Code.



BNY MELLON

The Bank of New York Mellon Trust Company, N.A.

Statement Period 10/01/2015 Through 10/31/2015

Account 112602

KCWA GEN OP & MAINT ACCT

Statement of Assets Held

Shares / Par Value	Asset Description	Market Price Average Cost	Market Value Cost	Accrued Income Est Annual Income	Market Yield
CASH AND SHORT TERM					
0.440	FIDELITY INSTL MMKT GOVT 57	1.00000	0.44	0.00	0.00%
	CUSIP: X9USDFIIN	1.00000	0.44	0.00	
Total CASH AND SHORT TERM			0.44	0.00	0.00%
			0.44	0.00	
ACCOUNT TOTALS			0.44	0.00	0.00%
			0.44	0.00	
Total Market Value Plus Total Accrued Income 0.44					

Statement of Transactions

Transaction Date	Transaction Description	Income	Principal	Cost	Realized Gains/Losses
10/01/15	OPENING BALANCE	0.00	0.00	0.43	
10/02/15	Dividend FIDELITY INSTL MMKT GOVT 57 TRADE DATE 10/02/15 SET/DATE 10/02/15 CUSIP X9USDFIIN 0.01 SHARES	0.01	0.00	0.00	0.00
10/02/15	Cash Credit CW00005525: SWP FRM 1126028401	0.00	0.01	0.00	0.00
10/02/15	Cash Debit CW00005525: SWP TO 1126028400	0.01 -	0.00	0.00	0.00
10/02/15	DAILY ENDING BALANCE	0.00	0.01	0.43	0.00
10/05/15	Purchase FIDELITY INSTL MMKT GOVT 57 TRADE DATE 10/05/15 SET/DATE 10/05/15 CUSIP X9USDFIIN 0.01 SHARES	0.00	0.01 -	0.01	0.00
10/05/15	DAILY ENDING BALANCE	0.00	0.00	0.44	0.00
10/09/15	Cash Credit TRANSFER TO O&M FUND FROM GENERAL FUND FOR PARTIAL FUNDING OF APPROVED BUDGET	0.00	900,000.00	0.00	0.00
10/09/15	Cash Debit BANK OF AMERICA N.A, RI 011500010 KCWA GENERAL FUND 728018921 WIRE TO KCWA- BOFA. PURPOSE OF PYMT- PARTIAL FUNDING OF APPROVED BUDGET PER REQ DTD 10/05/2015	0.00	900,000.00 -	0.00	0.00
10/09/15	DAILY ENDING BALANCE	0.00	0.00	0.44	0.00
10/28/15	Cash Credit TRANSFER TO O&M FUND FROM GENERAL FUND FOR PARTIAL FUNDING OF APPROVED BUDGET	0.00	300,000.00	0.00	0.00
10/28/15	Cash Debit BANK OF AMERICA N.A, RI 011500010 KCWA GENERAL FUND 728018921 WIRE TO KCWA- BOFA. PURPOSE OF PYMT- PARTIAL FUNDING OF APPROVED BUDGET PER REQ DTD 10/28/2015	0.00	300,000.00 -	0.00	0.00
10/28/15	DAILY ENDING BALANCE	0.00	0.00	0.44	0.00
10/29/15	Purchase FIDELITY INSTL MMKT GOVT 57 TRADE DATE 10/29/15 SET/DATE 10/29/15 CUSIP X9USDFIIN 110,645.35 SHARES	0.00	110,645.35 -	110,645.35	0.00
10/29/15	Cash Credit TRANSFER OF FUNDS TO BACK THE MONTHLY WA TER PROTECTION CHECKS	0.00	110,645.35	0.00	0.00



BNY MELLON

The Bank of New York Mellon Trust Company, N.A.

Statement Period 10/01/2015 Through 10/31/2015

Account 112602

KCWA GEN OP & MAINT ACCT

Statement of Transactions - Continued

Transaction Date	Transaction Description	Income	Principal	Cost	Realized Gains/Losses
10/29/15	DAILY ENDING BALANCE	0.00	0.00	110,645.79	0.00
10/30/15	Sale FIDELITY INSTL MMKT GOVT 57 TRADE DATE 10/30/15 SET/DATE 10/30/15 CUSIP X9USDFIIN 110,645.35 SHARES	0.00	110,645.35	110,645.35 -	0.00
10/30/15	Cash Debit CHEQUE NUMBER:0010071026 GENERAL TREASURER STATE OF RHODE WATER PROTECTION PAYMENT FOR 8.1 TO 8.31 PROVIDER KENT COUNTY WATER AUTHORITY GALLONS BILLED CSD:10/30/15	0.00	29,925.40 -	0.00	0.00
10/30/15	Cash Debit CHEQUE NUMBER:0010070993 RHODE ISLAND CLEAN WATER FINANCE WATER PROTECTION PAYMENT FOR 9.1 TO 9.30 PROVIDER KENT COUNTY WATER AUTHORITY GALLONS BILLED CSD:10/30/15	0.00	7,381.08 -	0.00	0.00
10/30/15	Cash Debit CHEQUE NUMBER:0010070947 RHODE ISLAND CLEAN WATER FINANCE WATER PROTECTION PAYMENT FOR 08/01 TO 08/31 PROVIDER KENT COUNTY WATER AUTHORITY GALLONS BILLED CSD:10/30/15	0.00	3,472.61 -	0.00	0.00
10/30/15	Cash Debit CHEQUE NUMBER:0010071027 GENERAL TREASURER STATE OF RHODE WATER PROTECTION PAYMENT FOR 09.01 TO 09.30 PROVIDER KENT COUNTY WATER AUTH GALLONS BILLED 349,786,999 CSD:10/30/15	0.00	69,866.26 -	0.00	0.00
10/30/15	DAILY ENDING BALANCE	0.00	0.00	0.44	0.00
10/31/15	CLOSING BALANCE	0.00	0.00	0.44	0.00

Cumulative realized capital gain and loss position from 12/31/2014 for securities held in principal of account:

Short Term: 0.00 * Long Term: 0.00 *

* The above gain and loss position does not include transactions where tax cost information is incomplete or unavailable.

Cash and securities set forth on this Account Statement are held by The Bank of New York Mellon, an affiliate of The Bank of New York Mellon Trust Company, N.A. In addition, The Bank of New York Mellon Trust Company, N.A. may utilize subsidiaries and affiliates to provide services and certain products to the Account. Subsidiaries and affiliates may be compensated for their services and products.

The value of securities set forth on this Account Statement are obtained by The Bank of New York Mellon Trust Company, N.A., from its affiliate, The Bank of New York Mellon which determines such values for Corporate Trust on the basis of market prices and information obtained by The Bank of New York Mellon from unaffiliated third parties (including independent pricing vendors) ("third party pricing services"). The Bank of New York Mellon has not verified such market values or information and makes no assurances as to the accuracy or correctness of such market values or information or that the market values set forth on this Account Statement reflect the value of the securities that can be realized on the sale of such securities. In addition, the market values for the securities set forth in this Account Statement may differ from the market prices and information for the same securities used by other business units of The Bank of New York Mellon Trust Company, N.A., The Bank of New York Mellon or their respective subsidiaries or affiliates based upon market prices and information received from other third party pricing services utilized by such other business units. Corporate Trust does not compare its market values with those used by, or reconcile different market values used by, other business units of The Bank of New York Mellon Trust Company, N.A., The Bank of New York Mellon or their respective subsidiaries or affiliates. Neither The Bank of New York Mellon Trust Company, N.A. nor The Bank of New York Mellon shall be liable for any loss, damage or expense incurred as a result of or arising from or related to the market values or information provided by third party pricing services or the differences in market prices or information provided by other third party pricing services.

This Page Intentionally Blank



c
9 0000

m
FD3 s 94194



BNY MELLON

The Bank of New York Mellon Trust Company, N.A.

WENT COUNTY WATER AUTHORITY
ATTN: FINANCE DIRECTOR
1072 MAIN STREET
WEST WARWICK, RI 02893-3724

Account Statement

Statement Period 10/01/2015 Through 10/31/2015

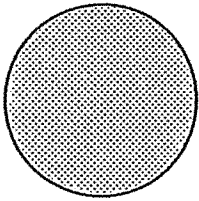
Account 112603
KCWA GEN REN & REP RESV ACCT

CLIENT SERVICE MANAGER: SUSAN CALISE
135 SANTILLI HIGHWAY AIM: 026-0018
EVERETT, MA 02149
617-382-5217
SUSAN.CALISE@BNYMELLON.COM

Go Paperless. Securely access your account online to view your statements. Ask your BNY Mellon contact how we can help you access your accounts, enter your own transactions or submit an audit confirmation online. Also be sure to ask how Connect(SM), our new web-based, single sign-on platform can help you go paperless.

Visit us at www.bnymellon.com

Account Overview



Percent of all Investments	Asset Classification	Market Value
100%	CASH AND SHORT TERM	1,376,017.77
100%	TOTAL OF ALL INVESTMENTS	1,376,017.77

Summary of Assets Held

Asset Classification	Market Value	Cost	Accrued Income	Est Annual Income	Market Yield
CASH AND SHORT TERM	1,376,017.77	1,376,017.77	0.00	0.00	0.00%
ACCOUNT TOTALS	1,376,017.77	1,376,017.77	0.00	0.00	0.00%

Summary of Cash Transactions

Transaction Category	Current Period			Year-to-Date	
	Income	Principal	Realized Gains/Losses	Income	Principal
OPENING BALANCE	0.00	0.00		0.00	0.00
DIVIDENDS	11.10	0.00	0.00	109.89	0.00
OTHER CASH ADDITIONS	0.00	25,418.45	0.00	2.59	29,223.56
OTHER CASH DISBURSEMENTS	11.10 -	0.00	0.00	112.48 -	0.00
PURCHASES	0.00	25,418.45 -	0.00	0.00	29,223.56 -
CLOSING BALANCE	0.00	0.00	0.00	0.00	0.00

The above cash transactions summary is provided for information purposes only and may not reflect actual taxable income or deductible expenses as reportable under the Internal Revenue Code.

C 9000 M 1 P03 S 94195



BNY MELLON

The Bank of New York Mellon Trust Company, N.A.

Statement Period 10/01/2015 Through 10/31/2015

Account 112603

KCWA GEN REN & REP RESV ACCT

Statement of Assets Held

Table with columns: Shares / Par Value, Asset Description, Market Price Average Cost, Market Value Cost, Accrued Income Est Annual Income, Market Yield. Rows include CASH AND SHORT TERM and ACCOUNT TOTALS.

Statement of Transactions

Table with columns: Transaction Date, Transaction Description, Income, Principal, Cost, Realized Gains/Losses. Rows include 10/01/15 OPENING BALANCE, 10/02/15 Dividend, 10/02/15 Cash Credit, 10/02/15 Cash Debit, 10/02/15 DAILY ENDING BALANCE, 10/05/15 Purchase, 10/05/15 DAILY ENDING BALANCE, 10/29/15 Purchase, 10/29/15 Cash Credit, 10/29/15 DAILY ENDING BALANCE.

10/31/15 CLOSING BALANCE 0.00 0.00 1,376,017.77 0.00

Cumulative realized capital gain and loss position from 12/31/2014 for securities held in principal of account:

Short Term: 0.00 * Long Term: 0.00 *

* The above gain and loss position does not include transactions where tax cost information is incomplete or unavailable.

Cash and securities set forth on this Account Statement are held by The Bank of New York Mellon, an affiliate of The Bank of New York Mellon Trust Company, N.A. In addition, The Bank of New York Mellon Trust Company, N.A. may utilize subsidiaries and affiliates to provide services and certain products to the Account. Subsidiaries and affiliates may be compensated for their services and products.

The value of securities set forth on this Account Statement are obtained by The Bank of New York Mellon Trust Company, N.A., from its affiliate, The Bank of New York Mellon which determines such values for Corporate Trust on the basis of market prices and information obtained by The Bank of New York Mellon from unaffiliated third parties (including independent pricing vendors) ("third party pricing services"). The Bank of New York Mellon has not verified such market values or information and makes no assurances as to the accuracy or correctness of such market values or information or that the market values set forth on this Account Statement reflect the value of the securities that can be realized upon the sale of such securities. In addition, the market values for the securities set forth in this Account Statement may differ from the market prices and information for the same securities used by other business units of The Bank of New York Mellon Trust Company, N.A., The Bank of New York Mellon or their respective subsidiaries or affiliates based upon market prices and information received from other third party pricing services utilized by such other business units. Corporate Trust does not compare its market values with those used by, or reconcile different market values used by, other business units of The Bank of New York Mellon Trust Company, N.A., The Bank of New York Mellon or their respective subsidiaries or affiliates. Neither The Bank of New York Mellon Trust Company, N.A. nor The Bank of New York Mellon shall be liable for any loss, damage or expense incurred as a result of or arising from or related to the market values or information provided by third party pricing services or the differences in market prices or information provided by other third party pricing services.



BNY MELLON

The Bank of New York Mellon Trust Company, N.A.

WENT COUNTY WATER AUTHORITY
ATTN: FINANCE DIRECTOR
1072 MAIN STREET
WEST WARWICK, RI 02893-3724

Account Statement

Statement Period 10/01/2015 Through 10/31/2015

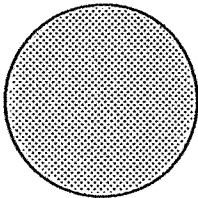
Account 112604
KCWA GEN RENEWAL AND REPLACEMENT AC

CLIENT SERVICE MANAGER: SUSAN CALISE
135 SANTILLI HIGHWAY AIM: 026-0018
EVERETT, MA 02149
617-382-5217
SUSAN.CALISE@BNYMELLON.COM

Go Paperless. Securely access your account online to view your statements. Ask your BNY Mellon contact how we can help you access your accounts, enter your own transactions or submit an audit confirmation online. Also be sure to ask how Connect(SM), our new web-based, single sign-on platform can help you go paperless.

Visit us at www.bnymellon.com

Account Overview



Percent of all Investments	Asset Classification	Market Value
100%	CASH AND SHORT TERM	72,385.71
100%	TOTAL OF ALL INVESTMENTS	72,385.71

Summary of Assets Held

Asset Classification	Market Value	Cost	Accrued Income	Est Annual Income	Market Yield
CASH AND SHORT TERM	72,385.71	72,385.71	0.00	0.00	0.00%
ACCOUNT TOTALS	72,385.71	72,385.71	0.00	0.00	0.00%

Summary of Cash Transactions

Transaction Category	Current Period			Year-to-Date	
	Income	Principal	Realized Gains/Losses	Income	Principal
OPENING BALANCE	0.00	0.00		0.00	0.00
DIVIDENDS	0.55	0.00	0.00	7.12	0.00
SALES AND REDEMPTIONS	0.00	0.00	0.00	0.00	315,572.56
OTHER CASH ADDITIONS	0.00	8,333.88	0.00	0.57	83,340.99
OTHER CASH DISBURSEMENTS	0.55 -	0.00	0.00	7.69 -	323,905.89 -
PURCHASES	0.00	8,333.88 -	0.00	0.00	75,007.66 -
CLOSING BALANCE	0.00	0.00	0.00	0.00	0.00

The above cash transactions summary is provided for information purposes only and may not reflect actual taxable income or deductible expenses as reportable under the Internal Revenue Code.

6
9.0000
M
1 P03 s 94.196



BNY MELLON

The Bank of New York Mellon Trust Company, N.A.

Statement Period 10/01/2015 Through 10/31/2015

Account 112604

KCWA GEN RENEWAL AND REPLACEMENT AC

Statement of Assets Held

Table with columns: Shares / Par Value, Asset Description, Market Price Average Cost, Market Value Cost, Accrued Income Est Annual Income, Market Yield. Rows include CASH AND SHORT TERM and ACCOUNT TOTALS.

Statement of Transactions

Table with columns: Transaction Date, Transaction Description, Income, Principal, Cost, Realized Gains/Losses. Rows include opening balance, dividends, cash credits/debits, and purchases.

10/31/15 CLOSING BALANCE 0.00 0.00 72,385.71 0.00

Cumulative realized capital gain and loss position from 12/31/2014 for securities held in principal of account:

Short Term: 0.00 * Long Term: 0.00 *

* The above gain and loss position does not include transactions where tax cost information is incomplete or unavailable.

Cash and securities set forth on this Account Statement are held by The Bank of New York Mellon, an affiliate of The Bank of New York Mellon Trust Company, N.A. In addition, The Bank of New York Mellon Trust Company, N.A. may utilize subsidiaries and affiliates to provide services and certain products to the Account.

The value of securities set forth on this Account Statement are obtained by The Bank of New York Mellon Trust Company, N.A., from its affiliate, The Bank of New York Mellon which determines such values for Corporate Trust on the basis of market prices and information obtained by The Bank of New York Mellon from unaffiliated third parties (including independent pricing vendors) ("third party pricing services").



BNY MELLON

The Bank of New York Mellon Trust Company, N.A.

WENT COUNTY WATER AUTHORITY
ATTN: FINANCE DIRECTOR
1072 MAIN STREET
WEST WARWICK, RI 02893-3724

Account Statement

Statement Period 10/01/2015 Through 10/31/2015

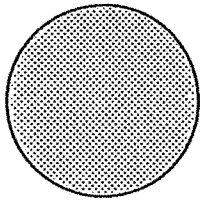
Account 112605
KCWA INFRASTRUCTURE ACCT

CLIENT SERVICE MANAGER: SUSAN CALISE
135 SANTILLI HIGHWAY AIM: 026-0018
EVERETT, MA 02149
617-382-5217
SUSAN.CALISE@BNYMELLON.COM

Go Paperless. Securely access your account online to view your statements. Ask your BNY Mellon contact how we can help you access your accounts, enter your own transactions or submit an audit confirmation online. Also be sure to ask how Connect(SM), our new web-based, single sign-on platform can help you go paperless.

Visit us at www.bnymellon.com

Account Overview



Percent of all Investments	Asset Classification	Market Value
100%	CASH AND SHORT TERM	5,936,282.52
100%	TOTAL OF ALL INVESTMENTS	5,936,282.52

Summary of Assets Held

Asset Classification	Market Value	Cost	Accrued Income	Est Annual Income	Market Yield
CASH AND SHORT TERM	5,936,282.52	5,936,282.52	0.00	0.00	0.00%
ACCOUNT TOTALS	5,936,282.52	5,936,282.52	0.00	0.00	0.00%

Summary of Cash Transactions

Transaction Category	Current Period			Year-to-Date	
	Income	Principal	Realized Gains/Losses	Income	Principal
OPENING BALANCE	0.00	0.00		0.00	0.00
DIVIDENDS	55.91	0.00	0.00	582.54	0.00
SALES AND REDEMPTIONS	0.00	1,681,478.81	0.00	0.00	5,735,987.72
OTHER CASH ADDITIONS	0.00	450,055.91	0.00	13.35	4,500,595.89
OTHER CASH DISBURSEMENTS	55.91 -	1,681,478.81 -	0.00	595.89 -	5,736,046.62 -
PURCHASES	0.00	450,055.91 -	0.00	0.00	4,500,536.99 -
CLOSING BALANCE	0.00	0.00	0.00	0.00	0.00

The above cash transactions summary is provided for information purposes only and may not reflect actual taxable income or deductible expenses as reportable under the Internal Revenue Code.



BNY MELLON

The Bank of New York Mellon Trust Company, N.A.

Statement Period 10/01/2015 Through 10/31/2015

Account 112605

KCWA INFRASTRUCTURE ACCT

Statement of Assets Held

Shares / Par Value	Asset Description	Market Price Average Cost	Market Value Cost	Accrued Income Est Annual Income	Market Yield
CASH AND SHORT TERM					
5,936,282.520	FIDELITY INSTL MMKT GOVT 57	1.00000	5,936,282.52	0.00	0.00%
	CUSIP: X9USDFIIN	1.00000	5,936,282.52	0.00	
Total CASH AND SHORT TERM			5,936,282.52	0.00	0.00%
			5,936,282.52	0.00	0.00%
ACCOUNT TOTALS					
Total Market Value Plus Total Accrued Income 5,936,282.52			5,936,282.52	0.00	0.00%

Statement of Transactions

Transaction Date	Transaction Description	Income	Principal	Cost	Realized Gains/Losses
10/01/15	OPENING BALANCE	0.00	0.00	7,167,705.42	
10/01/15	Sale FIDELITY INSTL MMKT GOVT 57 TRADE DATE 10/01/15 SET/DATE 10/01/15 CUSIP X9USDFIIN 714,652.39 SHARES	0.00	714,652.39	714,652.39 -	0.00
10/01/15	Cash Debit CHEQUE NUMBER:0010066857 BOYLE AND FOGARTY CONSTRUCTION CO IFR 2014 A APPLICATION 6 (280) REQ DTD SEPT. 23, 2015 CSD:10/01/15	0.00	501,620.28 -	0.00	0.00
10/01/15	Cash Debit CHEQUE NUMBER:0010066858 BOYLE AND FOGARTY CONSTRUCTION CO IFR 2014B APPLICATION 4 (281) REQ DTD SEPT 23 2015 CSD:10/01/15	0.00	213,032.11 -	0.00	0.00
10/01/15	DAILY ENDING BALANCE	0.00	0.00	6,453,053.03	0.00
10/02/15	Dividend FIDELITY INSTL MMKT GOVT 57 TRADE DATE 10/02/15 SET/DATE 10/02/15 CUSIP X9USDFIIN 55.91 SHARES	55.91	0.00	0.00	0.00
10/02/15	Cash Credit CW00005528: SWP FRM 1126058401	0.00	55.91	0.00	0.00
10/02/15	Cash Debit CW00005528: SWP TO 1126058400	55.91 -	0.00	0.00	0.00
10/02/15	DAILY ENDING BALANCE	0.00	55.91	6,453,053.03	0.00
10/05/15	Purchase FIDELITY INSTL MMKT GOVT 57 TRADE DATE 10/05/15 SET/DATE 10/05/15 CUSIP X9USDFIIN 55.91 SHARES	0.00	55.91 -	55.91	0.00
10/05/15	DAILY ENDING BALANCE	0.00	0.00	6,453,108.94	0.00
10/26/15	Sale FIDELITY INSTL MMKT GOVT 57 TRADE DATE 10/26/15 SET/DATE 10/26/15 CUSIP X9USDFIIN 966,826.42 SHARES	0.00	966,826.42	966,826.42 -	0.00
10/26/15	Cash Debit CHEQUE NUMBER:0010070126 BOYLE AND FOGARTY PAYMENT ON BEHALF OF KCWA IFR 2014A (252C) RETAINAGE CSD:10/26/15	0.00	339,253.83 -	0.00	0.00
10/26/15	Cash Debit CHEQUE NUMBER:0010070128 BOYLE AND FOGARTY PAYMENT OF BEHALF OF KCWA IFR 2014A (280) APPLICATION 7	0.00	310,052.85 -	0.00	0.00



BNY MELLON

The Bank of New York Mellon Trust Company, N.A.

Statement Period 10/01/2015 Through 10/31/2015

Account 112605

KCWA INFRASTRUCTURE ACCT

Statement of Transactions - Continued

Transaction Date	Transaction Description	Income	Principal	Cost	Realized Gains/Losses
10/26/15	CSD:10/26/15 Cash Debit CHEQUE NUMBER:0010070129 SITECON CORPORATION PAYMENT OF BEHALF OF RICCA EG WELL DEMO (250) APPLICATION 1	0.00	80,461.20 ✓	0.00	0.00
10/26/15	CSD:10/26/15 Cash Debit CHEQUE NUMBER:0010070127 BOYLE AND FOGARTY PAYMENT ON BEHALF OF KCWA IFR 2014B (281) APPLICATION 5	0.00	237,058.54 ✓	0.00	0.00
10/26/15	DAILY ENDING BALANCE	0.00	0.00	5,486,282.52	0.00
10/29/15	Purchase FIDELITY INSTL MMKT GOVT 57 TRADE DATE 10/29/15 SET/DATE 10/29/15 CUSIP X9USDFIIN 450,000.00 SHARES	0.00	450,000.00 -	450,000.00	0.00
10/29/15	Cash Credit TRANSFER TO INFRASTRUCTURE FUND FROM GE NERAL FUND FOR MONTHLY FLOW OF FUNDS	0.00	450,000.00	0.00	0.00
10/29/15	DAILY ENDING BALANCE	0.00	0.00	5,936,282.52	0.00
10/31/15	CLOSING BALANCE	0.00	0.00	5,936,282.52	0.00

Cumulative realized capital gain and loss position from 12/31/2014 for securities held in principal of account:

Short Term: 0.00 * Long Term: 0.00 *

* The above gain and loss position does not include transactions where tax cost information is incomplete or unavailable.

Cash and securities set forth on this Account Statement are held by The Bank of New York Mellon, an affiliate of The Bank of New York Mellon Trust Company, N.A. In addition, The Bank of New York Mellon Trust Company, N.A. may utilize subsidiaries and affiliates to provide services and certain products to the Account. Subsidiaries and affiliates may be compensated for their services and products.

The value of securities set forth on this Account Statement are obtained by The Bank of New York Mellon Trust Company, N.A., from its affiliate, The Bank of New York Mellon which determines such values for Corporate Trust on the basis of market prices and information obtained by The Bank of New York Mellon from unaffiliated third parties (including independent pricing vendors) ("third party pricing services"). The Bank of New York Mellon has not verified such market values or information and makes no assurances as to the accuracy or correctness of such market values or information or that the market values set forth on this Account Statement reflect the value of the securities that can be realized on the sale of such securities. In addition, the market values for the securities set forth in this Account Statement may differ from the market prices and information for the same securities used by other business units of The Bank of New York Mellon Trust Company, N.A., The Bank of New York Mellon or their respective subsidiaries or affiliates based upon market prices and information received from other third party pricing services utilized by such other business units. Corporate Trust does not compare its market values with those used by, or reconcile different market values used by, other business units of The Bank of New York Mellon Trust Company, N.A., The Bank of New York Mellon or their respective subsidiaries or affiliates. Neither The Bank of New York Mellon Trust Company, N.A. nor The Bank of New York Mellon shall be liable for any loss, damage or expense incurred as a result of or arising from or related to the market values or information provided by third party pricing services or the differences in market prices or information provided by other third party pricing services.

40000 m 1 PD3 s 94198

This Page Intentionally Blank

c
90000
m
1 PD3 s 94,198



BNY MELLON

The Bank of New York Mellon Trust Company, N.A.

WENT COUNTY WATER AUTHORITY
ATTN: FINANCE DIRECTOR
1072 MAIN STREET
WEST WARWICK, RI 02893-3724

Account Statement

Statement Period 10/01/2015 Through 10/31/2015

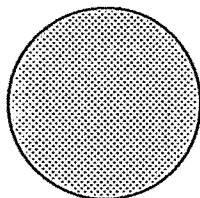
Account 112606
KCWA OPER & MAIN RESERVE ACCT

CLIENT SERVICE MANAGER: SUSAN CALISE
135 SANTILLI HIGHWAY AIM: 026-0018
EVERETT, MA 02149
617-382-5217
SUSAN.CALISE@BNYMELLON.COM

Go Paperless. Securely access your account online to view your statements. Ask your BNY Mellon contact how we can help you access your accounts, enter your own transactions or submit an audit confirmation online. Also be sure to ask how Connect(SM), our new web-based, single sign-on platform can help you go paperless.

Visit us at www.bnymellon.com

Account Overview



Percent of all Investments	Asset Classification	Market Value
100%	CASH AND SHORT TERM	2,638,367.04
100%	TOTAL OF ALL INVESTMENTS	2,638,367.04

Summary of Assets Held

Asset Classification	Market Value	Cost	Accrued Income	Est Annual Income	Market Yield
CASH AND SHORT TERM	2,638,367.04	2,638,367.04	0.00	0.00	0.00%
ACCOUNT TOTALS	2,638,367.04	2,638,367.04	0.00	0.00	0.00%

Summary of Cash Transactions

Transaction Category	Current Period			Year-to-Date	
	Income	Principal	Realized Gains/Losses	Income	Principal
OPENING BALANCE	0.00	0.00		0.00	0.00
DIVIDENDS	19.54	0.00	0.00	193.48	0.00
OTHER CASH ADDITIONS	0.00	256,066.99	0.00	4.56	256,245.49
OTHER CASH DISBURSEMENTS	19.54 -	0.00	0.00	198.04 -	0.00
PURCHASES	0.00	256,066.99 -	0.00	0.00	256,245.49 -
CLOSING BALANCE	0.00	0.00	0.00	0.00	0.00

The above cash transactions summary is provided for information purposes only and may not reflect actual taxable income or deductible expenses as reportable under the Internal Revenue Code.

6
0.0000
M
1 P03
S 94.199



BNY MELLON

The Bank of New York Mellon Trust Company, N.A.

Statement Period 10/01/2015 Through 10/31/2015

Account 112606

KCWA OPER & MAIN RESERVE ACCT

Statement of Assets Held

Table with columns: Shares / Par Value, Asset Description, Market Price Average Cost, Market Value Cost, Accrued Income Est Annual Income, Market Yield. Rows include CASH AND SHORT TERM and ACCOUNT TOTALS.

Statement of Transactions

Table with columns: Transaction Date, Transaction Description, Income, Principal, Cost, Realized Gains/Losses. Rows include OPENING BALANCE, Dividend, Cash Credit, Cash Debit, and various DAILY ENDING BALANCE entries.

Cumulative realized capital gain and loss position from 12/31/2014 for securities held in principal of account:

Short Term: 0.00 * Long Term: 0.00 *

* The above gain and loss position does not include transactions where tax cost information is incomplete or unavailable.

Cash and securities set forth on this Account Statement are held by The Bank of New York Mellon, an affiliate of The Bank of New York Mellon Trust Company, N.A. In addition, The Bank of New York Mellon Trust Company, N.A. may utilize subsidiaries and affiliates to provide services and certain products to the Account.

The value of securities set forth on this Account Statement are obtained by The Bank of New York Mellon Trust Company, N.A., from its affiliate, The Bank of New York Mellon which determines such values for Corporate Trust on the basis of market prices and information obtained by The Bank of New York Mellon from unaffiliated third parties (including independent pricing vendors) ("third party pricing services").



BNY MELLON

The Bank of New York Mellon Trust Company, N.A.

KENT COUNTY WATER AUTHORITY
ATTN: FINANCE DIRECTOR
1072 MAIN STREET
WEST WARWICK, RI 02893-3724

Account Statement

Statement Period 10/01/2015 Through 10/31/2015

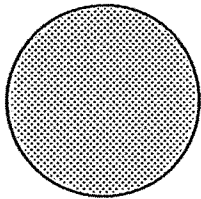
Account 112612
KCWA DEBT SERVICE SAVINGS (2004)

CLIENT SERVICE MANAGER: SUSAN CALISE
135 SANTILLI HIGHWAY AIM: 026-0018
EVERETT, MA 02149
617-382-5217
SUSAN.CALISE@BNYMELLON.COM

Go Paperless. Securely access your account online to view your statements. Ask your BNY Mellon contact how we can help you access your accounts, enter your own transactions or submit an audit confirmation online. Also be sure to ask how Connect(SM), our new web-based, single sign-on platform can help you go paperless.

Visit us at www.bnymellon.com

Account Overview



Percent of all Investments	Asset Classification	Market Value
100% ☉	CASH AND SHORT TERM	1,621,699.79
100%	TOTAL OF ALL INVESTMENTS	1,621,699.79

Summary of Assets Held

Asset Classification	Market Value	Cost	Accrued Income	Est Annual Income	Market Yield
CASH AND SHORT TERM	1,621,699.79	1,621,699.79	0.00	0.00	0.00%
ACCOUNT TOTALS	1,621,699.79	1,621,699.79	0.00	0.00	0.00%

Summary of Cash Transactions

Transaction Category	Current Period			Year-to-Date	
	Income	Principal	Realized Gains/Losses	Income	Principal
OPENING BALANCE	0.00	0.00		0.00	0.00
DIVIDENDS	11.77	0.00	0.00	84.16	0.00
OTHER CASH ADDITIONS	0.00	93,011.77	0.00	1.13	930,085.29
OTHER CASH DISBURSEMENTS	11.77 -	0.00	0.00	85.29 -	0.00
PURCHASES	0.00	93,011.77 -	0.00	0.00	930,085.29 -
CLOSING BALANCE	0.00	0.00	0.00	0.00	0.00

The above cash transactions summary is provided for information purposes only and may not reflect actual taxable income or deductible expenses as reportable under the Internal Revenue Code.

5
9 0000
M
1 PD3
S 94200



BNY MELLON

The Bank of New York Mellon Trust Company, N.A.

Statement Period 10/01/2015 Through 10/31/2015
Account 112612
KOWA DEBT SERVICE SAVINGS (2004)

Statement of Assets Held

Shares / Par Value	Asset Description	Market Price Average Cost	Market Value Cost	Accrued Income Est Annual Income	Market Yield
CASH AND SHORT TERM					
1,621,699.790	FIDELITY INSTL MMKT GOVT 57	1.00000	1,621,699.79	0.00	0.00%
	CUSIP: X9USDFIIN	1.00000	1,621,699.79	0.00	
Total CASH AND SHORT TERM			1,621,699.79	0.00	0.00%
			1,621,699.79	0.00	
ACCOUNT TOTALS			1,621,699.79	0.00	0.00%
			1,621,699.79	0.00	
Total Market Value Plus Total Accrued Income 1,621,699.79					

Statement of Transactions

Transaction Date	Transaction Description	Income	Principal	Cost	Realized Gains/Losses
10/01/15	OPENING BALANCE	0.00	0.00	1,528,688.02	
10/02/15	Dividend FIDELITY INSTL MMKT GOVT 57 TRADE DATE 10/02/15 SET/DATE 10/02/15 CUSIP X9USDFIIN 11.77 SHARES	11.77	0.00	0.00	0.00
10/02/15	Cash Credit CW00005530: SWP FRM 1126128401	0.00	11.77	0.00	0.00
10/02/15	Cash Debit CW00005530: SWP TO 1126128400	11.77 -	0.00	0.00	0.00
10/02/15	DAILY ENDING BALANCE	0.00	11.77	1,528,688.02	0.00
10/05/15	Purchase FIDELITY INSTL MMKT GOVT 57 TRADE DATE 10/05/15 SET/DATE 10/05/15 CUSIP X9USDFIIN 11.77 SHARES	0.00	11.77 -	11.77	0.00
10/05/15	DAILY ENDING BALANCE	0.00	0.00	1,528,699.79	0.00
10/29/15	Purchase FIDELITY INSTL MMKT GOVT 57 TRADE DATE 10/29/15 SET/DATE 10/29/15 CUSIP X9USDFIIN 93,000.00 SHARES	0.00	93,000.00 -	93,000.00	0.00
10/29/15	Cash Credit TRANSFER TO DS SAVINGS (2004 DEBT PAID 2 014) FUND FROM GENERAL FUND FOR MONTHLY FLOW OF FUNDS	0.00	93,000.00	0.00	0.00
10/29/15	DAILY ENDING BALANCE	0.00	0.00	1,621,699.79	0.00
10/31/15	CLOSING BALANCE	0.00	0.00	1,621,699.79	0.00

Cumulative realized capital gain and loss position from 12/31/2014 for securities held in principal of account:

Short Term: 0.00 * Long Term: 0.00 *

* The above gain and loss position does not include transactions where tax cost information is incomplete or unavailable.

0 0.0000 m-1 P03 s 94200



BNY MELLON

The Bank of New York Mellon Trust Company, N.A.

Statement Period 10/01/2015 Through 10/31/2015
Account 112612
KCWA DEBT SERVICE SAVINGS (2004)

Cash and securities set forth on this Account Statement are held by The Bank of New York Mellon, an affiliate of The Bank of New York Mellon Trust Company, N.A. In addition, The Bank of New York Mellon Trust Company, N.A. may utilize subsidiaries and affiliates to provide services and certain products to the Account. Subsidiaries and affiliates may be compensated for their services and products.

The value of securities set forth on this Account Statement are obtained by The Bank of New York Mellon Trust Company, N.A., from its affiliate, The Bank of New York Mellon which determines such values for Corporate Trust on the basis of market prices and information obtained by The Bank of New York Mellon from unaffiliated third parties (including independent pricing vendors) ("third party pricing services"). The Bank of New York Mellon has not verified such market values or information and makes no assurances as to the accuracy or correctness of such market values or information or that the market values set forth on this Account Statement reflect the value of the securities that can be realized on the sale of such securities. In addition, the market values for the securities set forth in this Account Statement may differ from the market prices and information for the same securities used by other business units of The Bank of New York Mellon Trust Company, N.A., The Bank of New York Mellon or their respective subsidiaries or affiliates based upon market prices and information received from other third party pricing services utilized by such other business units. Corporate Trust does not compare its market values with those used by, or reconcile different market values used by, other business units of The Bank of New York Mellon Trust Company, N.A., The Bank of New York Mellon or their respective subsidiaries or affiliates. Neither The Bank of New York Mellon Trust Company, N.A. nor The Bank of New York Mellon shall be liable for any loss, damage or expense incurred as a result of or arising from or related to the market values or information provided by third party pricing services or the differences in market prices or information provided by other third party pricing services.

c
d 0000
m
1 PD3 s 94201

This Page Intentionally Blank

TABLE OF CONTENTS



BNY MELLON

The Bank of New York Mellon Trust Company, N.A.

ENT COUNTY WATER AUTHORITY
ATTN: FINANCE DIRECTOR
1072 MAIN STREET
WEST WARWICK, RI 02893-3724

Account Statement

Statement Period 10/01/2015 Through 10/31/2015

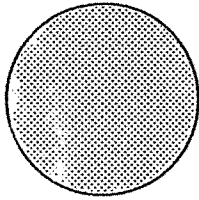
Account 112613
KCWA SER 2004A DEBT SERV RESRV

CLIENT SERVICE MANAGER: SUSAN CALISE
135 SANTILLI HIGHWAY AIM: 026-0018
EVERETT, MA 02149
617-382-5217
SUSAN.CALISE@BNYMELLON.COM

Go Paperless. Securely access your account online to view your statements. Ask your BNY Mellon contact how we can help you access your accounts, enter your own transactions or submit an audit confirmation online. Also be sure to ask how Connect(SM), our new web-based, single sign-on platform can help you go paperless.

Visit us at www.bnymellon.com

Account Overview



Percent of all Investments	Asset Classification	Market Value
100% \odot	CASH AND SHORT TERM	1.12
100%	TOTAL OF ALL INVESTMENTS	1.12

Summary of Assets Held

Asset Classification	Market Value	Cost	Accrued Income	Est Annual Income	Market Yield
CASH AND SHORT TERM	1.12	1.12	0.00	0.00	0.00%
ACCOUNT TOTALS	1.12	1.12	0.00	0.00	0.00%

Summary of Cash Transactions

Transaction Category	Current Period			Year-to-Date	
	Income	Principal	Realized Gains/Losses	Income	Principal
OPENING BALANCE	0.00	0.00		0.00	0.00
CLOSING BALANCE	0.00	0.00	0.00	0.00	0.00

The above cash transactions summary is provided for information purposes only and may not reflect actual taxable income or deductible expenses as reportable under the Internal Revenue Code.

c
g 0000
m
1 PD3 s 94.202



Statement of Assets Held

Shares / Par Value	Asset Description	Market Price Average Cost	Market Value Cost	Accrued Income Est Annual Income	Market Yield
CASH AND SHORT TERM					
1.120	FIDELITY INSTL MMKT GOVT 57 CUSIP: X9USDFIIN	1.00000	1.12	0.00	0.00%
		1.00000	1.12	0.00	
Total CASH AND SHORT TERM			1.12	0.00	0.00%
			1.12	0.00	
ACCOUNT TOTALS			1.12	0.00	0.00%
Total Market Value Plus Total Accrued Income			1.12	0.00	

Statement of Transactions

Transaction Date	Transaction Description	Income	Principal	Cost	Realized Gains/Losses
------------------	-------------------------	--------	-----------	------	-----------------------

No Transactions This Period

Cash and securities set forth on this Account Statement are held by The Bank of New York Mellon, an affiliate of The Bank of New York Mellon Trust Company, N.A. In addition, The Bank of New York Mellon Trust Company, N.A. may utilize subsidiaries and affiliates to provide services and certain products to the Account. Subsidiaries and affiliates may be compensated for their services and products.

The value of securities set forth on this Account Statement are obtained by The Bank of New York Mellon Trust Company, N.A., from its affiliate, The Bank of New York Mellon which determines such values for Corporate Trust on the basis of market prices and information obtained by The Bank of New York Mellon from unaffiliated third parties (including independent pricing vendors) ("third party pricing services"). The Bank of New York Mellon has not verified such market values or information and makes no assurances as to the accuracy or correctness of such market values or information or that the market values set forth on this Account Statement reflect the value of the securities that can be realized upon the sale of such securities. In addition, the market values for the securities set forth in this Account Statement may differ from the market prices and information for the same securities used by other business units of The Bank of New York Mellon Trust Company, N.A., The Bank of New York Mellon or their respective subsidiaries or affiliates based upon market prices and information received from other third party pricing services utilized by such other business units. Corporate Trust does not compare its market values with those used by, or reconcile different market values used by, other business units of The Bank of New York Mellon Trust Company, N.A., The Bank of New York Mellon or their respective subsidiaries or affiliates. Neither The Bank of New York Mellon Trust Company, N.A. nor The Bank of New York Mellon shall be liable for any loss, damage or expense incurred as a result of or arising from or related to the market values or information provided by third party pricing services or the differences in market prices or information provided by other third party pricing services.


00000
M
1 P03 s 94202



BNY MELLON

October 31, 2015





 00003693 02 AB 0.413 02 TR 00021 XBNED801 000000

 KENT COUNTY WATER AUTHORITY

 ATTN: FINANCE DIRECTOR

 1072 MAIN STREET

 WEST WARWICK, RI 02893

Envelope Contents

Account Information	Number of Pages	Starting Page Number	Account Information	Number of Pages	Starting Page Number
KCWA SER 2012 DSR FUND 853023	2	1 of 8			
KCWA SER 2012 DEBT SERVICE FD 853024	2	3 of 8			
KCWA SER 2012 PJCT FD COI AC 853025	2	5 of 8			
KCWA DEBT SERVICE SAVINGS CIP 853026	2	7 of 8			

This Page Intentionally Blank



BNY MELLON

The Bank of New York Mellon Trust Company, N.A.

KENT COUNTY WATER AUTHORITY
ATTN: FINANCE DIRECTOR
1072 MAIN STREET
WEST WARWICK, RI 02893

Account Statement

Statement Period 10/01/2015 Through 10/31/2015

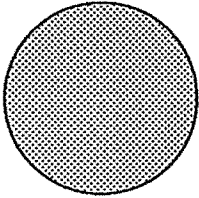
Account 853023
KENT COUNTY WATER AUTHORITY GENERAL
REFUNDING REVENUE BONDS 2012 SERIES A
(853023)

Go Paperless. Securely access your account online to view your statements. Ask your BNY Mellon contact how we can help you access your accounts, enter your own transactions or submit an audit confirmation online. Also be sure to ask how Connect(SM), our new web-based, single sign-on platform can help you go paperless.

CLIENT SERVICE MANAGER: SUSAN CALISE
135 SANTILLI HIGHWAY AIM: 026-0018
EVERETT, MA 02149
617-382-5217
SUSAN.CALISE@BNYMELLON.COM

Visit us at www.bnymellon.com

Account Overview



Percent of all Investments	Asset Classification	Market Value
100%	CASH AND SHORT TERM	1,799,245.59
100%	TOTAL OF ALL INVESTMENTS	1,799,245.59

Summary of Assets Held

Asset Classification	Market Value	Cost	Accrued Income	Est Annual Income	Market Yield
CASH AND SHORT TERM	1,799,245.59	1,799,245.59	0.00	0.00	0.00%
ACCOUNT TOTALS	1,799,245.59	1,799,245.59	0.00	0.00	0.00%

Summary of Cash Transactions

Transaction Category	Current Period			Year-to-Date	
	Income	Principal	Realized Gains/Losses	Income	Principal
OPENING BALANCE	0.00	0.00		0.00	0.00
DIVIDENDS	14.74	0.00	0.00	145.96	0.00
OTHER CASH ADDITIONS	0.00	0.00	0.00	3.44	0.00
PURCHASES	14.74 -	0.00	0.00	149.40 -	0.00
CLOSING BALANCE	0.00	0.00	0.00	0.00	0.00

The above cash transactions summary is provided for information purposes only and may not reflect actual taxable income or deductible expenses as reportable under the Internal Revenue Code.

C
0000
M
1P03 S 9/2014



BNY MELLON

The Bank of New York Mellon Trust Company, N.A.

Statement Period 10/01/2015 Through 10/31/2015

Account 853023

KCWA SER 2012 DSR FUND

Statement of Assets Held

Shares / Par Value	Asset Description	Market Price Average Cost	Market Value Cost	Accrued Income Est Annual Income	Market Yield
CASH AND SHORT TERM					
149.400	FIDELITY INSTL MMKT GOVT 57 CUSIP: X9USDFIIN	1.00000	149.40	0.00	0.00%
1,799,096.190	FIDELITY INSTL MMKT GOVT 57 CUSIP: X9USDFIIN	1.00000	1,799,096.19	0.00	0.00%
Total CASH AND SHORT TERM			1,799,245.59	0.00	0.00%
ACCOUNT TOTALS			1,799,245.59	0.00	0.00%
Total Market Value Plus Total Accrued Income 1,799,245.59			1,799,245.59	0.00	

Statement of Transactions

Transaction Date	Transaction Description	Income	Principal	Cost	Realized Gains/Losses
10/01/15	OPENING BALANCE	0.00	0.00	1,799,230.85	
10/02/15	Purchase FIDELITY INSTL MMKT GOVT 57 TRADE DATE 10/02/15 SET/DATE 10/02/15 CUSIP X9USDFIIN 14.74 SHARES	14.74	0.00	14.74	0.00
10/02/15	Dividend FIDELITY INSTL MMKT GOVT 57 TRADE DATE 10/02/15 SET/DATE 10/02/15 CUSIP X9USDFIIN 14.74 SHARES	14.74	0.00	0.00	0.00
10/02/15	DAILY ENDING BALANCE	0.00	0.00	1,799,245.59	0.00
10/31/15	CLOSING BALANCE	0.00	0.00	1,799,245.59	0.00

Cumulative realized capital gain and loss position from 12/31/2014 for securities held in principal of account:

Short Term: 0.00 * Long Term: 0.00 *

* The above gain and loss position does not include transactions where tax cost information is incomplete or unavailable.

Cash and securities set forth on this Account Statement are held by The Bank of New York Mellon, an affiliate of The Bank of New York Mellon Trust Company, N.A. In addition, The Bank of New York Mellon Trust Company, N.A. may utilize subsidiaries and affiliates to provide services and certain products to the Account. Subsidiaries and affiliates may be compensated for their services and products.

The value of securities set forth on this Account Statement are obtained by The Bank of New York Mellon Trust Company, N.A., from its affiliate, The Bank of New York Mellon which determines such values for Corporate Trust on the basis of market prices and information obtained by The Bank of New York Mellon from unaffiliated third parties (including independent pricing vendors) ("third party pricing services"). The Bank of New York Mellon has not verified such market values or information and makes no assurances as to the accuracy or correctness of such market values or information or that the market values set forth on this Account Statement reflect the value of the securities that can be realized upon the sale of such securities. In addition, the market values for the securities set forth in this Account Statement may differ from the market prices and information for the same securities used by other business units of The Bank of New York Mellon Trust Company, N.A., The Bank of New York Mellon or their respective subsidiaries or affiliates based upon market prices and information received from other third party pricing services utilized by such other business units. Corporate Trust does not compare its market values with those used by, or reconcile different market values used by, other business units of The Bank of New York Mellon Trust Company, N.A., The Bank of New York Mellon or their respective subsidiaries or affiliates. Neither The Bank of New York Mellon Trust Company, N.A. nor The Bank of New York Mellon shall be liable for any loss, damage or expense incurred as a result of or arising from or related to the market values or information provided by third party pricing services or the differences in market prices or information provided by other third party pricing services.

0 0000 1 P03 5 94204



BNY MELLON

The Bank of New York Mellon Trust Company, N.A.

KENT COUNTY WATER AUTHORITY
ATTN: FINANCE DIRECTOR
1072 MAIN STREET
WEST WARWICK, RI 02893

Account Statement

Statement Period 10/01/2015 Through 10/31/2015

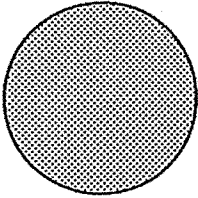
Account 853024
KENT COUNTY WATER AUTHORITY GENERAL
REFUNDING REVENUE BONDS 2012 SERIES A
(853024)

Go Paperless. Securely access your account online to view your statements. Ask your BNY Mellon contact how we can help you access your accounts, enter your own transactions or submit an audit confirmation online. Also be sure to ask how Connect(SM), our new web-based, single sign-on platform can help you go paperless.

CLIENT SERVICE MANAGER: SUSAN CALISE
135 SANTILLI HIGHWAY AIM: 026-0018
EVERETT, MA 02149
617-382-5217
SUSAN.CALISE@BNYMELLON.COM

Visit us at www.bnymellon.com

Account Overview



Percent of all Investments	Asset Classification	Market Value
100%	CASH AND SHORT TERM	726,776.50
100%	TOTAL OF ALL INVESTMENTS	726,776.50

Summary of Assets Held

Asset Classification	Market Value	Cost	Accrued Income	Est Annual Income	Market Yield
CASH AND SHORT TERM	726,776.50	726,776.50	0.00	0.00	0.00%
ACCOUNT TOTALS	726,776.50	726,776.50	0.00	0.00	0.00%

Summary of Cash Transactions

Transaction Category	Current Period			Year-to-Date	
	Income	Principal	Realized Gains/Losses	Income	Principal
OPENING BALANCE	0.00	0.00		0.00	0.00
DIVIDENDS	3.05	0.00	0.00	79.31	0.00
SALES AND REDEMPTIONS	0.00	0.00	0.00	0.00	2,179,500.00
OTHER CASH ADDITIONS	0.00	181,625.00	0.00	1.75	1,816,250.00
OTHER CASH DISBURSEMENTS	0.00	0.00	0.00	0.00	2,179,500.00 -
PURCHASES	3.05 -	181,625.00 -	0.00	81.06 -	1,816,250.00 -
CLOSING BALANCE	0.00	0.00	0.00	0.00	0.00

The above cash transactions summary is provided for information purposes only and may not reflect actual taxable income or deductible expenses as reportable under the Internal Revenue Code.

c
g 0000
m
1 PD3 s 94205



BNY MELLON

The Bank of New York Mellon Trust Company, N.A.

Statement Period 10/01/2015 Through 10/31/2015

Account 853024

KCWA SER 2012 DEBT SERVICE FD

Statement of Assets Held

Shares / Par Value	Asset Description	Market Price Average Cost	Market Value Cost	Accrued Income Est Annual Income	Market Yield
CASH AND SHORT TERM					
81.060	FIDELITY INSTL MMKT GOVT 57 CUSIP: X9USDFIIN	1.00000	81.06	0.00	0.00%
726,695.440	FIDELITY INSTL MMKT GOVT 57 CUSIP: X9USDFIIN	1.00000	726,695.44	0.00	0.00%
Total CASH AND SHORT TERM			726,776.50	0.00	0.00%
ACCOUNT TOTALS			726,776.50	0.00	0.00%
Total Market Value Plus Total Accrued Income 726,776.50			726,776.50	0.00	

Statement of Transactions

Transaction Date	Transaction Description	Income	Principal	Cost	Realized Gains/Losses
10/01/15	OPENING BALANCE	0.00	0.00	545,148.45	
10/02/15	Purchase FIDELITY INSTL MMKT GOVT 57 TRADE DATE 10/02/15 SET/DATE 10/02/15 CUSIP X9USDFIIN 3.05 SHARES	3.05	0.00	3.05	0.00
10/02/15	Dividend FIDELITY INSTL MMKT GOVT 57 TRADE DATE 10/02/15 SET/DATE 10/02/15 CUSIP X9USDFIIN 3.05 SHARES	3.05	0.00	0.00	0.00
10/02/15	DAILY ENDING BALANCE	0.00	0.00	545,151.50	0.00
10/29/15	Purchase FIDELITY INSTL MMKT GOVT 57 TRADE DATE 10/29/15 SET/DATE 10/29/15 CUSIP X9USDFIIN 181,625.00 SHARES	0.00	181,625.00	181,625.00	0.00
10/29/15	Cash Credit TRANSFER TO DS FUND 2012 FROM GENERAL FUND FOR MONTHLY FLOW OF FUNDS	0.00	181,625.00	0.00	0.00
10/29/15	DAILY ENDING BALANCE	0.00	0.00	726,776.50	0.00
10/31/15	CLOSING BALANCE	0.00	0.00	726,776.50	0.00

Cumulative realized capital gain and loss position from 12/31/2014 for securities held in principal of account:

Short Term: 0.00 * Long Term: 0.00 *

* The above gain and loss position does not include transactions where tax cost information is incomplete or unavailable.

Cash and securities set forth on this Account Statement are held by The Bank of New York Mellon, an affiliate of The Bank of New York Mellon Trust Company, N.A. In addition, The Bank of New York Mellon Trust Company, N.A. may utilize subsidiaries and affiliates to provide services and certain products to the Account. Subsidiaries and affiliates may be compensated for their services and products.

The value of securities set forth on this Account Statement are obtained by The Bank of New York Mellon Trust Company, N.A., from its affiliate, The Bank of New York Mellon which determines such values for Corporate Trust on the basis of market prices and information obtained by The Bank of New York Mellon from unaffiliated third parties (including independent pricing vendors) ("third party pricing services"). The Bank of New York Mellon has not verified such market values or information and makes no assurances as to the accuracy or correctness of such market values or information or that the market values set forth on this Account Statement reflect the value of the securities that can be realized upon the sale of such securities. In addition, the market values for the securities set forth in this Account Statement may differ from the market prices and information for the same securities used by other business units of The Bank of New York Mellon Trust Company, N.A., The Bank of New York Mellon or their respective subsidiaries or affiliates based upon market prices and information received from other third party pricing services utilized by such other business units. Corporate Trust does not compare its market values with those used by, or reconcile different market values used by, other business units of The Bank of New York Mellon Trust Company, N.A., The Bank of New York Mellon or their respective subsidiaries or affiliates. Neither The Bank of New York Mellon Trust Company, N.A. nor The Bank of New York Mellon shall be liable for any loss, damage or expense incurred as a result of or arising from or related to the market values or information provided by third party pricing services or the differences in market prices or information provided by other third party pricing services.

9 0000 1 PDS S 94205



BNY MELLON

The Bank of New York Mellon Trust Company, N.A.

KENT COUNTY WATER AUTHORITY
ATTN: FINANCE DIRECTOR
1072 MAIN STREET
WEST WARWICK, RI 02893

Account Statement

Statement Period 10/01/2015 Through 10/31/2015

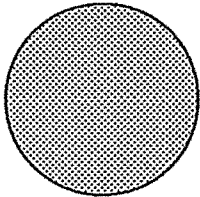
Account 853025
KENT COUNTY WATER AUTHORITY GENERAL
REFUNDING REVENUE BONDS 2012 SERIES A
(853025)

CLIENT SERVICE MANAGER: SUSAN CALISE
135 SANTILLI HIGHWAY AIM: 026-0018
EVERETT, MA 02149
617-382-5217
SUSAN.CALISE@BNYMELLON.COM

Go Paperless. Securely access your account online to view your statements. Ask your BNY Mellon contact how we can help you access your accounts, enter your own transactions or submit an audit confirmation online. Also be sure to ask how Connect(SM), our new web-based, single sign-on platform can help you go paperless.

Visit us at www.bnymellon.com

Account Overview



Percent of all Investments	Asset Classification	Market Value
100%	CASH AND SHORT TERM	1,008,362.85
100%	TOTAL OF ALL INVESTMENTS	1,008,362.85

Summary of Assets Held

Asset Classification	Market Value	Cost	Accrued Income	Est Annual Income	Market Yield
CASH AND SHORT TERM	1,008,362.85	1,008,362.85	0.00	0.00	0.00%
ACCOUNT TOTALS	1,008,362.85	1,008,362.85	0.00	0.00	0.00%

Summary of Cash Transactions

Transaction Category	Current Period			Year-to-Date	
	Income	Principal	Realized Gains/Losses	Income	Principal
OPENING BALANCE	0.00	0.00		0.00	0.00
DIVIDENDS	8.36	0.00	0.00	106.72	0.00
SALES AND REDEMPTIONS	0.00	0.00	0.00	0.00	1,686,436.59
OTHER CASH ADDITIONS	0.00	0.00	0.00	3.35	955,519.29
OTHER CASH DISBURSEMENTS	0.00	0.00	0.00	0.00	1,686,436.59 -
PURCHASES	8.36 -	0.00	0.00	110.07 -	955,519.29 -
CLOSING BALANCE	0.00	0.00	0.00	0.00	0.00

The above cash transactions summary is provided for information purposes only and may not reflect actual taxable income or deductible expenses as reportable under the Internal Revenue Code.

3
9 0000
M
1 P03
S 94206



BNY MELLON

The Bank of New York Mellon Trust Company, N.A.

Statement Period 10/01/2015 Through 10/31/2015

Account 853025

KCWA SER 2012 PJCT FD COI AC

Statement of Assets Held

Shares / Par Value	Asset Description	Market Price Average Cost	Market Value Cost	Accrued Income Est Annual Income	Market Yield
CASH AND SHORT TERM					
110.070	FIDELITY INSTL MMKT GOVT 57	1.00000	110.07	0.00	0.00%
	CUSIP: X9USDFIIN	1.00000	110.07	0.00	
1,008,252.780	FIDELITY INSTL MMKT GOVT 57	1.00000	1,008,252.78	0.00	0.00%
	CUSIP: X9USDFIIN	1.00000	1,008,252.78	0.00	
Total CASH AND SHORT TERM			1,008,362.85	0.00	0.00%
			1,008,362.85	0.00	

ACCOUNT TOTALS

ACCOUNT TOTALS			1,008,362.85	0.00	0.00%
Total Market Value Plus Total Accrued Income 1,008,362.85			1,008,362.85	0.00	

Statement of Transactions

Transaction Date	Transaction Description	Income	Principal	Cost	Realized Gains/Losses
10/01/15	OPENING BALANCE	0.00	0.00	1,008,354.49	
10/02/15	Purchase FIDELITY INSTL MMKT GOVT 57 TRADE DATE 10/02/15 SET/DATE 10/02/15 CUSIP X9USDFIIN 8.36 SHARES	8.36 -	0.00	8.36	0.00
10/02/15	Dividend FIDELITY INSTL MMKT GOVT 57 TRADE DATE 10/02/15 SET/DATE 10/02/15 CUSIP X9USDFIIN 8.36 SHARES	8.36	0.00	0.00	0.00
10/02/15	DAILY ENDING BALANCE	0.00	0.00	1,008,362.85	0.00
10/31/15	CLOSING BALANCE	0.00	0.00	1,008,362.85	0.00

Cumulative realized capital gain and loss position from 12/31/2014 for securities held in principal of account:

Short Term: 0.00 * Long Term: 0.00 *

* The above gain and loss position does not include transactions where tax cost information is incomplete or unavailable.

Cash and securities set forth on this Account Statement are held by The Bank of New York Mellon, an affiliate of The Bank of New York Mellon Trust Company, N.A. In addition, The Bank of New York Mellon Trust Company, N.A. may utilize subsidiaries and affiliates to provide services and certain products to the Account. Subsidiaries and affiliates may be compensated for their services and products.

The value of securities set forth on this Account Statement are obtained by The Bank of New York Mellon Trust Company, N.A., from its affiliate, The Bank of New York Mellon which determines such values for Corporate Trust on the basis of market prices and information obtained by The Bank of New York Mellon from unaffiliated third parties (including independent pricing vendors) ("third party pricing services"). The Bank of New York Mellon has not verified such market values or information and makes no assurances as to the accuracy or correctness of such market values or information or that the market values set forth on this Account Statement reflect the value of the securities that can be realized upon the sale of such securities. In addition, the market values for the securities set forth in this Account Statement may differ from the market prices and information for the same securities used by other business units of The Bank of New York Mellon Trust Company, N.A., The Bank of New York Mellon or their respective subsidiaries or affiliates based upon market prices and information received from other third party pricing services utilized by such other business units. Corporate Trust does not compare its market values with those used by, or reconcile different market values used by, other business units of The Bank of New York Mellon Trust Company, N.A., The Bank of New York Mellon or their respective subsidiaries or affiliates. Neither The Bank of New York Mellon Trust Company, N.A. nor The Bank of New York Mellon shall be liable for any loss, damage or expense incurred as a result of or arising from or related to the market values or information provided by third party pricing services or the differences in market prices or information provided by other third party pricing services.

40000 M 1 PDS s 94206



BNY MELLON

The Bank of New York Mellon Trust Company, N.A.

KENT COUNTY WATER AUTHORITY
ATTN: FINANCE DIRECTOR
1072 MAIN STREET
WEST WARWICK, RI 02893

Account Statement

Statement Period 10/01/2015 Through 10/31/2015

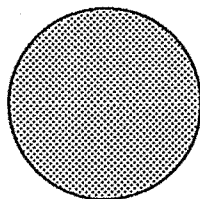
Account 853026
KENT COUNTY WATER AUTHORITY GENERAL
REFUNDING REVENUE BONDS DEBT SERVICE
SAVINGS ACCOUNT FOR CIP

Go Paperless. Securely access your account online to view your statements. Ask your BNY Mellon contact how we can help you access your accounts, enter your own transactions or submit an audit confirmation online. Also be sure to ask how Connect(SM), our new web-based, single sign-on platform can help you go paperless.

CLIENT SERVICE MANAGER: SUSAN CALISE
135 SANTILLI HIGHWAY AIM: 026-0018
EVERETT, MA 02149
617-382-5217
SUSAN.CALISE@BNYMELLON.COM

Visit us at www.bnymellon.com

Account Overview



Percent of all Investments	Asset Classification	Market Value
100%	CASH AND SHORT TERM	1,542,502.75
100%	TOTAL OF ALL INVESTMENTS	1,542,502.75

Summary of Assets Held

Asset Classification	Market Value	Cost	Accrued Income	Est Annual Income	Market Yield
CASH AND SHORT TERM	1,542,502.75	1,542,502.75	0.00	0.00	0.00%
ACCOUNT TOTALS	1,542,502.75	1,542,502.75	0.00	0.00	0.00%

Summary of Cash Transactions

Transaction Category	Current Period			Year-to-Date	
	Income	Principal	Realized Gains/Losses	Income	Principal
OPENING BALANCE	0.00	0.00		0.00	0.00
DIVIDENDS	11.97	0.00	0.00	102.39	0.00
OTHER CASH ADDITIONS	0.00	45,362.00	0.00	2.02	453,620.00
PURCHASES	11.97 -	45,362.00 -	0.00	104.41 -	453,620.00 -
CLOSING BALANCE	0.00	0.00	0.00	0.00	0.00

The above cash transactions summary is provided for information purposes only and may not reflect actual taxable income or deductible expenses as reportable under the Internal Revenue Code.

c
9000
m
1 P03 s 94207



BNY MELLON

The Bank of New York Mellon Trust Company, N.A.

Statement Period 10/01/2015 Through 10/31/2015
Account 853026
KCWA DEBT SERVICE SAVINGS CIP

Statement of Assets Held

Shares / Par Value	Asset Description	Market Price Average Cost	Market Value Cost	Accrued Income Est Annual Income	Market Yield
CASH AND SHORT TERM					
104.410	FIDELITY INSTL MMKT GOVT 57 CUSIP: X9USDFIIN	1.00000	104.41	0.00	0.00%
1,542,398.340	FIDELITY INSTL MMKT GOVT 57 CUSIP: X9USDFIIN	1.00000	1,542,398.34	0.00	0.00%
Total CASH AND SHORT TERM			1,542,502.75	0.00	0.00%
ACCOUNT TOTALS			1,542,502.75	0.00	0.00%
Total Market Value Plus Total Accrued Income 1,542,502.75			1,542,502.75	0.00	

Statement of Transactions

Transaction Date	Transaction Description	Income	Principal	Cost	Realized Gains/Losses
10/01/15	OPENING BALANCE	0.00	0.00	1,497,128.78	
10/02/15	Purchase FIDELITY INSTL MMKT GOVT 57 TRADE DATE 10/02/15 SET/DATE 10/02/15 CUSIP X9USDFIIN 11.97 SHARES	11.97	0.00	11.97	0.00
10/02/15	Dividend FIDELITY INSTL MMKT GOVT 57 TRADE DATE 10/02/15 SET/DATE 10/02/15 CUSIP X9USDFIIN 11.97 SHARES	11.97	0.00	0.00	0.00
10/02/15	DAILY ENDING BALANCE	0.00	0.00	1,497,140.75	0.00
10/29/15	Purchase FIDELITY INSTL MMKT GOVT 57 TRADE DATE 10/29/15 SET/DATE 10/29/15 CUSIP X9USDFIIN 45,362.00 SHARES	0.00	45,362.00	45,362.00	0.00
10/29/15	Cash Credit TRANSFER TO DS SAVINGS (FROM 2012 REFUNDING) FUND FROM GENERAL FUND FOR MONTHLY FLOW OF FUNDS	0.00	45,362.00	0.00	0.00
10/29/15	DAILY ENDING BALANCE	0.00	0.00	1,542,502.75	0.00
10/31/15	CLOSING BALANCE	0.00	0.00	1,542,502.75	0.00

Cumulative realized capital gain and loss position from 12/31/2014 for securities held in principal of account:

Short Term: 0.00 * Long Term: 0.00 *

* The above gain and loss position does not include transactions where tax cost information is incomplete or unavailable.

Cash and securities set forth on this Account Statement are held by The Bank of New York Mellon, an affiliate of The Bank of New York Mellon Trust Company, N.A. In addition, The Bank of New York Mellon Trust Company, N.A. may utilize subsidiaries and affiliates to provide services and certain products to the Account. Subsidiaries and affiliates may be compensated for their services and products.

The value of securities set forth on this Account Statement are obtained by The Bank of New York Mellon Trust Company, N.A., from its affiliate, The Bank of New York Mellon which determines such values for Corporate Trust on the basis of market prices and information obtained by The Bank of New York Mellon from unaffiliated third parties (including independent pricing vendors) ("third party pricing services"). The Bank of New York Mellon has not verified such market values or information and makes no assurances as to the accuracy or correctness of such market values or information or that the market values set forth on this Account Statement reflect the value of the securities that can be realized upon the sale of such securities. In addition, the market values for the securities set forth in this Account Statement may differ from the market prices and information for the same securities used by other business units of The Bank of New York Mellon Trust Company, N.A., The Bank of New York Mellon or their respective subsidiaries or affiliates based upon market prices and information received from other third party pricing services utilized by such other business units. Corporate Trust does not compare its market values with those used by, or reconcile different market values used by, other business units of The Bank of New York Mellon Trust Company, N.A., The Bank of New York Mellon or their respective subsidiaries or affiliates. Neither The Bank of New York Mellon Trust Company, N.A. nor The Bank of New York Mellon shall be liable for any loss, damage or expense incurred as a result of or arising from or related to the market values or information provided by third party pricing services or the differences in market prices or information provided by other third party pricing services.

0000
E
1 P03 s 94.207



BNY MELLON

The Bank of New York Mellon Trust Company, N.A.

KENT COUNTY WATER AUTHORITY
ATTN: FINANCE DIRECTOR
1072 MAIN STREET
WEST WARWICK, RI 02893-3724

Account Statement

Statement Period 09/01/2015 Through 09/30/2015

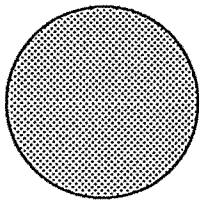
Account 112600
KCWA GENERAL REVENUE ACCOUNT

CLIENT SERVICE MANAGER: SUSAN CALISE
135 SANTILLI HIGHWAY AIM: 026-0018
EVERETT, MA 02149
617-382-5217
SUSAN.CALISE@BNYMELLON.COM

Go Paperless. Securely access your account online to view your statements. Ask your BNY Mellon contact how we can help you access your accounts, enter your own transactions or submit an audit confirmation online. Also be sure to ask how Connect(SM), our new web-based, single sign-on platform can help you go paperless.

Visit us at www.bnymellon.com

Account Overview



Percent of all Investments	Asset Classification	Market Value
100%	CASH AND SHORT TERM	544,741.40
100%	TOTAL OF ALL INVESTMENTS	544,741.40

Summary of Assets Held

Asset Classification	Market Value	Cost	Accrued Income	Est Annual Income	Market Yield
CASH AND SHORT TERM	544,741.40	544,741.40	0.00	0.00	0.00%
ACCOUNT TOTALS	544,741.40	544,741.40	0.00	0.00	0.00%

Summary of Cash Transactions

Transaction Category	Current Period			Year-to-Date	
	Income	Principal	Realized Gains/Losses	Income	Principal
OPENING BALANCE	0.00	0.00		0.00	0.00
DIVIDENDS	7.02	0.00	0.00	115.72	0.00
SALES AND REDEMPTIONS	0.00	2,029,326.93	0.00	0.00	13,113,956.55
OTHER CASH ADDITIONS	0.00	1,515,206.17	0.00	1.06	16,027,238.79
OTHER CASH DISBURSEMENTS	7.02 -	2,844,527.08 -	0.00	116.78 -	16,811,885.32 -
PURCHASES	0.00	700,006.02 -	0.00	0.00	12,329,310.02 -
CLOSING BALANCE	0.00	0.00	0.00	0.00	0.00

The above cash transactions summary is provided for information purposes only and may not reflect actual taxable income or deductible expenses as reportable under the Internal Revenue Code.

000316 XBNEF401 006741



BNY MELLON

The Bank of New York Mellon Trust Company, N.A.

Statement Period 09/01/2015 Through 09/30/2015

Account 112600

KCWA GENERAL REVENUE ACCOUNT

Statement of Assets Held

Table with columns: Shares / Par Value, Asset Description, Market Price Average Cost, Market Value Cost, Accrued Income Est Annual Income, Market Yield. Rows include CASH AND SHORT TERM and ACCOUNT TOTALS.

Statement of Transactions

Table with columns: Transaction Date, Transaction Description, Income, Principal, Cost, Realized Gains/Losses. Rows include OPENING BALANCE, various cash debits for transfers, and a final DAILY ENDING BALANCE.

0000
1 PDS s 105497



BNY MELLON

The Bank of New York Mellon Trust Company, N.A.

Statement Period 09/01/2015 Through 09/30/2015

Account 112600

KCWA GENERAL REVENUE ACCOUNT

Statement of Transactions - Continued

000316 XBNEF401 006742

Transaction Date	Transaction Description	Income	Principal	Cost	Realized Gains/Losses
09/03/15	DAILY ENDING BALANCE	0.00	0.00	132,167.24	0.00
09/24/15	Purchase FIDELITY INSTL MMKT GOVT 57 TRADE DATE 09/24/15 SET/DATE 09/24/15 CUSIP X9USDFIIN 699,999.00 SHARES	0.00	699,999.00 -	699,999.00	0.00
09/24/15	Cash Credit ORD CUST:/009364950577 KENT COUNTY WATER AUTHORITY PO BOX 19 ORD INST:BANK OF AMERICA/RIX DETAIL:REF KENT COUNTY WATER AUTHORITY IMA:20150924B6B7HU4R003823 FTS:FDF1509240525400	0.00	999,999.00	0.00	0.00
09/24/15	Cash Debit TRANSFER FROM GENERAL FUND TO O&M FUND F OR PARTIAL FUNDING OF APPROVED BUDGET	0.00	300,000.00 -	0.00	0.00
09/24/15	DAILY ENDING BALANCE	0.00	0.00	832,166.24	0.00
09/30/15	Sale FIDELITY INSTL MMKT GOVT 57 TRADE DATE 09/30/15 SET/DATE 09/30/15 CUSIP X9USDFIIN 287,424.84 SHARES	0.00	287,424.84	287,424.84 -	0.00
09/30/15	Cash Credit ORD CUST:/009364950577 KENT COUNTY WATER AUTHORITY PO BOX 19 ORD INST:BANK OF AMERICA/RIX DETAIL:KENT COUNTY WATER AUTHORITY IMA:20150930B6B7HU3R020937 FTS:FDF1509305448800	0.00	515,200.15	0.00	0.00
09/30/15	Cash Debit TRANSFER FROM GENERAL FUND TO DS SAVINGS (2004 DEBT PAID 2014) FUND FOR MONTHLY FLOW OF FUNDS	0.00	93,000.00 -	0.00	0.00
09/30/15	Cash Debit TRANSFER FROM GENERAL FUND TO INFRASTRUC TURE FUND FOR MONTHLY FLOW OF FUNDS	0.00	450,000.00 -	0.00	0.00
09/30/15	Cash Debit TRANSFER FROM GENERAL FUND TO DS SAVINGS (FROM 2012 REFUNDING) FUND FOR MONTHLY FLOW OF FUNDS	0.00	45,362.00 -	0.00	0.00
09/30/15	Cash Debit TRANSFER FROM GENERAL FUND TO RESTRICTED OPERATING REVENUE ALLOWANCE FUND FOR MO NTHLY FLOW OF FUNDS	0.00	24,304.66 -	0.00	0.00
09/30/15	Cash Debit TRANSFER FROM GENERAL FUND TO DS FUND 20 12 FOR MONTHLY FLOW OF FUNDS	0.00	181,625.00 -	0.00	0.00
09/30/15	Cash Debit TRANSFER FROM GENERAL FUND TO R&R FUND F OR MONTHLY FLOW OF FUNDS	0.00	8,333.33 -	0.00	0.00
09/30/15	DAILY ENDING BALANCE	0.00	0.00	544,741.40	0.00

09/30/15	CLOSING BALANCE	0.00	0.00	544,741.40	0.00
----------	-----------------	------	------	------------	------

Cumulative realized capital gain and loss position from 12/31/2014 for securities held in principal of account:

Short Term: 0.00 * Long Term: 0.00 *

* The above gain and loss position does not include transactions where tax cost information is incomplete or unavailable.

00000
m
1 pgs
s 105488



BNY MELLON

The Bank of New York Mellon Trust Company, N.A.

Statement Period 09/01/2015 Through 09/30/2015

Account 112600

KCWA GENERAL REVENUE ACCOUNT

Cash and securities set forth on this Account Statement are held by The Bank of New York Mellon, an affiliate of The Bank of New York Mellon Trust Company, N.A. In addition, The Bank of New York Mellon Trust Company, N.A. may utilize subsidiaries and affiliates to provide services and certain products to the Account. Subsidiaries and affiliates may be compensated for their services and products.

The value of securities set forth on this Account Statement are obtained by The Bank of New York Mellon Trust Company, N.A., from its affiliate, The Bank of New York Mellon which determines such values for Corporate Trust on the basis of market prices and information obtained by The Bank of New York Mellon from unaffiliated third parties (including independent pricing vendors) ("third party pricing services"). The Bank of New York Mellon has not verified such market values or information and makes no assurances as to the accuracy or correctness of such market values or information or that the market values set forth on this Account Statement reflect the value of the securities that can be realized upon the sale of such securities. In addition, the market values for the securities set forth in this Account Statement may differ from the market prices and information for the same securities used by other business units of The Bank of New York Mellon Trust Company, N.A., The Bank of New York Mellon or their respective subsidiaries or affiliates based upon market prices and information received from other third party pricing services utilized by such other business units. Corporate Trust does not compare its market values with those used by, or reconcile different market values used by, other business units of The Bank of New York Mellon Trust Company, N.A., The Bank of New York Mellon or their respective subsidiaries or affiliates. Neither The Bank of New York Mellon Trust Company, N.A. nor The Bank of New York Mellon shall be liable for any loss, damage or expense incurred as a result of or arising from or related to the market values or information provided by third party pricing services or the differences in market prices or information provided by other third party pricing services.

9 0000
1 PD3 5 105438



BNY MELLON

The Bank of New York Mellon Trust Company, N.A.

KENT COUNTY WATER AUTHORITY
ATTN: FINANCE DIRECTOR
1072 MAIN STREET
WEST WARWICK, RI 02893-3724

Account Statement

Statement Period 09/01/2015 Through 09/30/2015

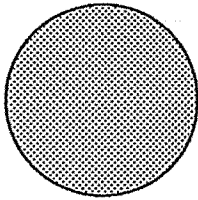
Account 112601
KCWA OPERATING REVENUE ALLOWANCE

CLIENT SERVICE MANAGER: SUSAN CALISE
135 SANTILLI HIGHWAY AIM: 026-0018
EVERETT, MA 02149
617-382-5217
SUSAN.CALISE@BNYMELLON.COM

Go Paperless. Securely access your account online to view your statements. Ask your BNY Mellon contact how we can help you access your accounts, enter your own transactions or submit an audit confirmation online. Also be sure to ask how Connect(SM), our new web-based, single sign-on platform can help you go paperless.

Visit us at www.bnymellon.com

Account Overview



Percent of all Investments	Asset Classification	Market Value
100% ☉	CASH AND SHORT TERM	1,580,217.39
100%	TOTAL OF ALL INVESTMENTS	1,580,217.39

Summary of Assets Held

Asset Classification	Market Value	Cost	Accrued Income	Est Annual Income	Market Yield
CASH AND SHORT TERM	1,580,217.39	1,580,217.39	0.00	0.00	0.00%
ACCOUNT TOTALS	1,580,217.39	1,580,217.39	0.00	0.00	0.00%

Summary of Cash Transactions

Transaction Category	Current Period			Year-to-Date	
	Income	Principal	Realized Gains/Losses	Income	Principal
OPENING BALANCE	0.00	0.00		0.00	0.00
DIVIDENDS	13.02	0.00	0.00	105.38	0.00
OTHER CASH ADDITIONS	0.00	48,622.34	0.00	2.58	218,849.90
OTHER CASH DISBURSEMENTS	13.02 -	0.00	0.00	107.96 -	0.00
PURCHASES	0.00	48,622.34 -	0.00	0.00	218,849.90 -
CLOSING BALANCE	0.00	0.00	0.00	0.00	0.00

The above cash transactions summary is provided for information purposes only and may not reflect actual taxable income or deductible expenses as reportable under the Internal Revenue Code.

9 0000 M 1 P03 s 108489



BNY MELLON

The Bank of New York Mellon Trust Company, N.A.

Statement Period 09/01/2015 Through 09/30/2015

Account 112601

KCWA OPERATING REVENUE ALLOWANCE

Statement of Assets Held

Shares / Par Value	Asset Description	Market Price Average Cost	Market Value Cost	Accrued Income Est Annual Income	Market Yield
CASH AND SHORT TERM					
1,580,217.390	FIDELITY INSTL MMKT GOVT 57 CUSIP: X9USDFIIN	1.00000 1.00000	1,580,217.39 1,580,217.39	0.00 0.00	0.00% 0.00%
Total CASH AND SHORT TERM			1,580,217.39	0.00	0.00%
ACCOUNT TOTALS			1,580,217.39	0.00	0.00%
Total Market Value Plus Total Accrued Income 1,580,217.39			1,580,217.39	0.00	

Statement of Transactions

Transaction Date	Transaction Description	Income	Principal	Cost	Realized Gains/Losses
09/01/15	OPENING BALANCE	0.00	0.00	1,531,595.05	
09/01/15	Purchase FIDELITY INSTL MMKT GOVT 57 TRADE DATE 09/01/15 SET/DATE 09/01/15 CUSIP X9USDFIIN 24,304.66 SHARES	0.00	24,304.66 -	24,304.66	0.00
09/01/15	Cash Credit TRANSFER TO RESTRICTED OPERATING REVENUE ALLOWANCE FUND FROM GENERAL FUND FOR MONTHLY FLOW OF FUNDS	0.00	24,304.66	0.00	0.00
09/01/15	DAILY ENDING BALANCE	0.00	0.00	1,555,899.71	0.00
09/02/15	Dividend FIDELITY INSTL MMKT GOVT 57 TRADE DATE 09/02/15 SET/DATE 09/02/15 CUSIP X9USDFIIN 13.02 SHARES	13.02	0.00	0.00	0.00
09/02/15	Cash Credit CW00005524: SWP FRM 1126018401	0.00	13.02	0.00	0.00
09/02/15	Cash Debit CW00005524: SWP TO 1126018400	13.02 -	0.00	0.00	0.00
09/02/15	DAILY ENDING BALANCE	0.00	13.02	1,555,899.71	0.00
09/03/15	Purchase FIDELITY INSTL MMKT GOVT 57 TRADE DATE 09/03/15 SET/DATE 09/03/15 CUSIP X9USDFIIN 13.02 SHARES	0.00	13.02 -	13.02	0.00
09/03/15	DAILY ENDING BALANCE	0.00	0.00	1,555,912.73	0.00
09/30/15	Purchase FIDELITY INSTL MMKT GOVT 57 TRADE DATE 09/30/15 SET/DATE 09/30/15 CUSIP X9USDFIIN 24,304.66 SHARES	0.00	24,304.66 -	24,304.66	0.00
09/30/15	Cash Credit TRANSFER TO RESTRICTED OPERATING REVENUE ALLOWANCE FUND FROM GENERAL FUND FOR MONTHLY FLOW OF FUNDS	0.00	24,304.66	0.00	0.00
09/30/15	DAILY ENDING BALANCE	0.00	0.00	1,580,217.39	0.00
09/30/15	CLOSING BALANCE	0.00	0.00	1,580,217.39	0.00

Cumulative realized capital gain and loss position from 12/31/2014 for securities held in principal of account:

Short Term: 0.00 * Long Term: 0.00 *

* The above gain and loss position does not include transactions where tax cost information is incomplete or unavailable.



BNY MELLON

The Bank of New York Mellon Trust Company, N.A.

Statement Period 09/01/2015 Through 09/30/2015

Account 112601

KCWA OPERATING REVENUE ALLOWANCE

000316 XBNEF401 006744

Cash and securities set forth on this Account Statement are held by The Bank of New York Mellon, an affiliate of The Bank of New York Mellon Trust Company, N.A. In addition, The Bank of New York Mellon Trust Company, N.A. may utilize subsidiaries and affiliates to provide services and certain products to the Account. Subsidiaries and affiliates may be compensated for their services and products.

The value of securities set forth on this Account Statement are obtained by The Bank of New York Mellon Trust Company, N.A., from its affiliate, The Bank of New York Mellon which determines such values for Corporate Trust on the basis of market prices and information obtained by The Bank of New York Mellon from unaffiliated third parties (including independent pricing vendors) ("third party pricing services"). The Bank of New York Mellon has not verified such market values or information and makes no assurances as to the accuracy or correctness of such market values or information or that the market values set forth on this Account Statement reflect the value of the securities that can be realized upon the sale of such securities. In addition, the market values for the securities set forth in this Account Statement may differ from the market prices and information for the same securities used by other business units of The Bank of New York Mellon Trust Company, N.A., The Bank of New York Mellon or their respective subsidiaries or affiliates based upon market prices and information received from other third party pricing services utilized by such other business units. Corporate Trust does not compare its market values with those used by, or reconcile different market values used by, other business units of The Bank of New York Mellon Trust Company, N.A., The Bank of New York Mellon or their respective subsidiaries or affiliates. Neither The Bank of New York Mellon Trust Company, N.A. nor The Bank of New York Mellon shall be liable for any loss, damage or expense incurred as a result of or arising from or related to the market values or information provided by third party pricing services or the differences in market prices or information provided by other third party pricing services.

0
9.0000
M
1 PD3 s 105.440

This Page Intentionally Blank

9 0000
IPDS S 105440



BNY MELLON

The Bank of New York Mellon Trust Company, N.A.

KENT COUNTY WATER AUTHORITY
ATTN: FINANCE DIRECTOR
1072 MAIN STREET
WEST WARWICK, RI 02893-3724

Account Statement

Statement Period 09/01/2015 Through 09/30/2015

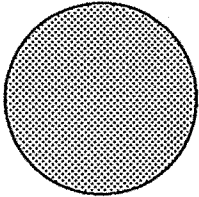
Account 112602
KCWA GEN OP & MAINT ACCT

CLIENT SERVICE MANAGER: SUSAN CALISE
135 SANTILLI HIGHWAY AIM: 026-0018
EVERETT, MA 02149
617-382-5217
SUSAN.CALISE@BNYMELLON.COM

Go Paperless. Securely access your account online to view your statements. Ask your BNY Mellon contact how we can help you access your accounts, enter your own transactions or submit an audit confirmation online. Also be sure to ask how Connect(SM), our new web-based, single sign-on platform can help you go paperless.

Visit us at www.bnymellon.com

Account Overview



Percent of all Investments	Asset Classification	Market Value
100%	CASH AND SHORT TERM	0.43
100%	TOTAL OF ALL INVESTMENTS	0.43

Summary of Assets Held

Asset Classification	Market Value	Cost	Accrued Income	Est Annual Income	Market Yield
CASH AND SHORT TERM	0.43	0.43	0.00	0.00	0.00%
ACCOUNT TOTALS	0.43	0.43	0.00	0.00	0.00%

Summary of Cash Transactions

Transaction Category	Current Period			Year-to-Date	
	Income	Principal	Realized Gains/Losses	Income	Principal
OPENING BALANCE	0.00	0.00		0.00	0.00
DIVIDENDS	0.02	0.00	0.00	0.66	0.00
SALES AND REDEMPTIONS	0.00	39,277.10	0.00	0.00	280,463.32
OTHER CASH ADDITIONS	0.00	1,239,277.12	0.00	0.00	9,607,471.45
OTHER CASH DISBURSEMENTS	0.02 -	1,239,277.10 -	0.00	0.66 -	9,607,471.47 -
PURCHASES	0.00	39,277.12 -	0.00	0.00	280,463.30 -
CLOSING BALANCE	0.00	0.00	0.00	0.00	0.00

The above cash transactions summary is provided for information purposes only and may not reflect actual taxable income or deductible expenses as reportable under the Internal Revenue Code.

000016 XBNYET-401 0005/40



BNY MELLON

The Bank of New York Mellon Trust Company, N.A.

Statement Period 09/01/2015 Through 09/30/2015

Account 112602

KCWA GEN OP & MAINT ACCT

Statement of Assets Held

Shares / Par Value	Asset Description	Market Price Average Cost	Market Value Cost	Accrued Income Est Annual Income	Market Yield
CASH AND SHORT TERM					
0.430	FIDELITY INSTL MMKT GOVT 57 CUSIP: X9USDFIIN	1.00000 1.00000	0.43 0.43	0.00 0.00	0.00% 0.00%
Total CASH AND SHORT TERM			0.43	0.00	0.00%
ACCOUNT TOTALS			0.43	0.00	0.00%
Total Market Value Plus Total Accrued Income 0.43			0.43	0.00	

Statement of Transactions

Transaction Date	Transaction Description	Income	Principal	Cost	Realized Gains/Losses
09/01/15	OPENING BALANCE	0.00	0.00	0.41	
09/01/15	Purchase FIDELITY INSTL MMKT GOVT 57 TRADE DATE 09/01/15 SET/DATE 09/01/15 CUSIP X9USDFIIN 39,277.10 SHARES	0.00	39,277.10 -	39,277.10	0.00
09/01/15	Cash Credit TRANSFER TO O&M FUND FROM GENERAL FUND FOR PARTIAL FUNDING OF APPROVED BUDGET	0.00	900,000.00	0.00	0.00
09/01/15	Cash Credit TRANSFER OF FUNDS TO BACK THE MONTHLY WATER PROTECTION CHECKS	0.00	39,277.10	0.00	0.00
09/01/15	Cash Debit BANK OF AMERICA N.A, RI 011500010 KCWA GENERAL FUND 728018921 WIRE TO KCWA- BOFA. PURPOSE OF PYMT- PARTIAL FUNDING OF APPROVED BUDGET PER REQ DTD 09/01/2015	0.00	900,000.00 -	0.00	0.00
09/01/15	DAILY ENDING BALANCE	0.00	0.00	39,277.51	0.00
09/02/15	Sale FIDELITY INSTL MMKT GOVT 57 TRADE DATE 09/02/15 SET/DATE 09/02/15 CUSIP X9USDFIIN 39,277.10 SHARES	0.00	39,277.10	39,277.10 -	0.00
09/02/15	Dividend FIDELITY INSTL MMKT GOVT 57 TRADE DATE 09/02/15 SET/DATE 09/02/15 CUSIP X9USDFIIN 0.02 SHARES	0.02	0.00	0.00	0.00
09/02/15	Cash Credit CW00005525: SWP FRM 1126028401	0.00	0.02	0.00	0.00
09/02/15	Cash Debit CHEQUE NUMBER:0010062828 RHODE ISLAND CLEAN WATER FINANCE WATER PROTECTION PAYMENT FOR AUGUST PROVIDER KENT COUNTY WATER AUTHORITY GALLONS BILLED CSD:09/02/15	0.00	4,030.45 -	0.00	0.00
09/02/15	Cash Debit CHEQUE NUMBER:0010062830 GENERAL TREASURER STATE OF RHODE WATER PROTECTION PYMT OFR AUGUST PROVIDER KENT CO WATER AUTHORITY GALLONS BILLED 173,552,449 CSD:09/02/15	0.00	35,246.65 -	0.00	0.00
09/02/15	Cash Debit CW00005525: SWP TO 1126028400	0.02 -	0.00	0.00	0.00
09/02/15	DAILY ENDING BALANCE	0.00	0.02	0.41	0.00
09/03/15	Purchase	0.00	0.02 -	0.02	0.00

9 0000 1 P03 s 105441



BNY MELLON

The Bank of New York Mellon Trust Company, N.A.

Statement Period 09/01/2015 Through 09/30/2015

Account 112602

KCWA GEN OP & MAINT ACCT

Statement of Transactions - Continued

000316 XBNEF401 006746

Transaction Date	Transaction Description	Income	Principal	Cost	Realized Gains/Losses
	FIDELITY INSTL MMKT GOVT 57 TRADE DATE 09/03/15 SET/DATE 09/03/15 CUSIP X9USDFIIN 0.02 SHARES				
09/03/15	DAILY ENDING BALANCE	0.00	0.00	0.43	0.00
09/24/15	Cash Credit TRANSFER TO O&M FUND FROM GENERAL FUND FOR PARTIAL FUNDING OF APPROVED BUDGET	0.00	300,000.00	0.00	0.00
09/24/15	Cash Debit BANK OF AMERICA N.A, RI 011500010 KCWA GENERAL FUND 728018921 WIRE TO KCWA- BOFA. PURPOSE OF PYMT- PARTIAL FUNDING OF APPROVED BUDGET PER REQ DTD 09/24/2015	0.00	300,000.00 -	0.00	0.00
09/24/15	DAILY ENDING BALANCE	0.00	0.00	0.43	0.00
09/30/15	CLOSING BALANCE	0.00	0.00	0.43	0.00

Cumulative realized capital gain and loss position from 12/31/2014 for securities held in principal of account:

Short Term: 0.00 * Long Term: 0.00 *

* The above gain and loss position does not include transactions where tax cost information is incomplete or unavailable.

Cash and securities set forth on this Account Statement are held by The Bank of New York Mellon, an affiliate of The Bank of New York Mellon Trust Company, N.A. In addition, The Bank of New York Mellon Trust Company, N.A. may utilize subsidiaries and affiliates to provide services and certain products to the Account. Subsidiaries and affiliates may be compensated for their services and products.

The value of securities set forth on this Account Statement are obtained by The Bank of New York Mellon Trust Company, N.A., from its affiliate, The Bank of New York Mellon which determines such values for Corporate Trust on the basis of market prices and information obtained by The Bank of New York Mellon from unaffiliated third parties (including independent pricing vendors) ("third party pricing services"). The Bank of New York Mellon has not verified such market values or information and makes no assurances as to the accuracy or correctness of such market values or information or that the market values set forth on this Account Statement reflect the value of the securities that can be realized upon the sale of such securities. In addition, the market values for the securities set forth in this Account Statement may differ from the market prices and information for the same securities used by other business units of The Bank of New York Mellon Trust Company, N.A., The Bank of New York Mellon or their respective subsidiaries or affiliates based upon market prices and information received from other third party pricing services utilized by such other business units. Corporate Trust does not compare its market values with those used by, or reconcile different market values used by, other business units of The Bank of New York Mellon Trust Company, N.A., The Bank of New York Mellon or their respective subsidiaries or affiliates. Neither The Bank of New York Mellon Trust Company, N.A. nor The Bank of New York Mellon shall be liable for any loss, damage or expense incurred as a result of or arising from or related to the market values or information provided by third party pricing services or the differences in market prices or information provided by other third party pricing services.

9 0000 m 1 PDS s 105 412

This Page Intentionally Blank



BNY MELLON

The Bank of New York Mellon Trust Company, N.A.

KENT COUNTY WATER AUTHORITY
ATTN: FINANCE DIRECTOR
1072 MAIN STREET
WEST WARWICK, RI 02893-3724

Account Statement

Statement Period 09/01/2015 Through 09/30/2015

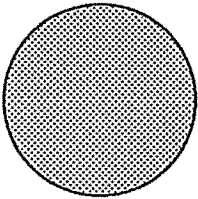
Account 112603
KCWA GEN REN & REP RESV ACCT

CLIENT SERVICE MANAGER: SUSAN CALISE
135 SANTILLI HIGHWAY AIM: 026-0018
EVERETT, MA 02149
617-382-5217
SUSAN.CALISE@BNYMELLON.COM

Go Paperless. Securely access your account online to view your statements. Ask your BNY Mellon contact how we can help you access your accounts, enter your own transactions or submit an audit confirmation online. Also be sure to ask how Connect(SM), our new web-based, single sign-on platform can help you go paperless.

Visit us at www.bnymellon.com

Account Overview



Percent of all Investments	Asset Classification	Market Value
100%	CASH AND SHORT TERM	1,350,599.32
100%	TOTAL OF ALL INVESTMENTS	1,350,599.32

Summary of Assets Held

Asset Classification	Market Value	Cost	Accrued Income	Est Annual Income	Market Yield
CASH AND SHORT TERM	1,350,599.32	1,350,599.32	0.00	0.00	0.00%
ACCOUNT TOTALS	1,350,599.32	1,350,599.32	0.00	0.00	0.00%

Summary of Cash Transactions

Transaction Category	Current Period			Year-to-Date	
	Income	Principal	Realized Gains/Losses	Income	Principal
OPENING BALANCE	0.00	0.00		0.00	0.00
DIVIDENDS	11.47	0.00	0.00	98.79	0.00
OTHER CASH ADDITIONS	0.00	11.47	0.00	2.59	3,805.11
OTHER CASH DISBURSEMENTS	11.47 -	0.00	0.00	101.38 -	0.00
PURCHASES	0.00	11.47 -	0.00	0.00	3,805.11 -
CLOSING BALANCE	0.00	0.00	0.00	0.00	0.00

The above cash transactions summary is provided for information purposes only and may not reflect actual taxable income or deductible expenses as reportable under the Internal Revenue Code.

000316 XBNEF401 006747

c
g 0000
m
1 PDS s 105.413



BNY MELLON

The Bank of New York Mellon Trust Company, N.A.

Statement Period 09/01/2015 Through 09/30/2015

Account 112603

KCWA GEN REN & REP RESV ACCT

Statement of Assets Held

Shares / Par Value	Asset Description	Market Price Average Cost	Market Value Cost	Accrued Income Est Annual Income	Market Yield
CASH AND SHORT TERM					
1,350,599.320	FIDELITY INSTL MMKT GOVT 57	1.00000	1,350,599.32	0.00	0.00%
	CUSIP: X9USDFIIN	1.00000	1,350,599.32	0.00	
Total CASH AND SHORT TERM			1,350,599.32	0.00	0.00%
			1,350,599.32	0.00	
ACCOUNT TOTALS					
Total Market Value Plus Total Accrued Income 1,350,599.32			1,350,599.32	0.00	0.00%
			1,350,599.32	0.00	

Statement of Transactions

Transaction Date	Transaction Description	Income	Principal	Cost	Realized Gains/Losses
09/01/15	OPENING BALANCE	0.00	0.00	1,350,587.85	
09/02/15	Dividend FIDELITY INSTL MMKT GOVT 57 TRADE DATE 09/02/15 SET/DATE 09/02/15 CUSIP X9USDFIIN 11.47 SHARES	11.47	0.00	0.00	0.00
09/02/15	Cash Credit CW00005526: SWP FRM 1126038401	0.00	11.47	0.00	0.00
09/02/15	Cash Debit CW00005526: SWP TO 1126038400	11.47 -	0.00	0.00	0.00
09/02/15	DAILY ENDING BALANCE	0.00	11.47	1,350,587.85	0.00
09/03/15	Purchase FIDELITY INSTL MMKT GOVT 57 TRADE DATE 09/03/15 SET/DATE 09/03/15 CUSIP X9USDFIIN 11.47 SHARES	0.00	11.47 -	11.47	0.00
09/03/15	DAILY ENDING BALANCE	0.00	0.00	1,350,599.32	0.00
09/30/15	CLOSING BALANCE	0.00	0.00	1,350,599.32	0.00

Cumulative realized capital gain and loss position from 12/31/2014 for securities held in principal of account:

Short Term: 0.00 * Long Term: 0.00 *

* The above gain and loss position does not include transactions where tax cost information is incomplete or unavailable.

Cash and securities set forth on this Account Statement are held by The Bank of New York Mellon, an affiliate of The Bank of New York Mellon Trust Company, N.A. In addition, The Bank of New York Mellon Trust Company, N.A. may utilize subsidiaries and affiliates to provide services and certain products to the Account. Subsidiaries and affiliates may be compensated for their services and products.

The value of securities set forth on this Account Statement are obtained by The Bank of New York Mellon Trust Company, N.A., from its affiliate, The Bank of New York Mellon which determines such values for Corporate Trust on the basis of market prices and information obtained by The Bank of New York Mellon from unaffiliated third parties (including independent pricing vendors) ("third party pricing services"). The Bank of New York Mellon has not verified such market values or information and makes no assurances as to the accuracy or correctness of such market values or information or that the market values set forth on this Account Statement reflect the value of the securities that can be realized upon the sale of such securities. In addition, the market values for the securities set forth in this Account Statement may differ from the market prices and information for the same securities used by other business units of The Bank of New York Mellon Trust Company, N.A., The Bank of New York Mellon or their respective subsidiaries or affiliates based upon market prices and information received from other third party pricing services utilized by such other business units. Corporate Trust does not compare its market values with those used by, or reconcile different market values used by, other business units of The Bank of New York Mellon Trust Company, N.A., The Bank of New York Mellon or their respective subsidiaries or affiliates. Neither The Bank of New York Mellon Trust Company, N.A. nor The Bank of New York Mellon shall be liable for any loss, damage or expense incurred as a result of or arising from or related to the market values or information provided by third party pricing services or the differences in market prices or information provided by other third party pricing services.

9 0000 1 P03 s 105443



BNY MELLON

The Bank of New York Mellon Trust Company, N.A.

KENT COUNTY WATER AUTHORITY
ATTN: FINANCE DIRECTOR
1072 MAIN STREET
WEST WARWICK, RI 02893-3724

Account Statement

Statement Period 09/01/2015 Through 09/30/2015

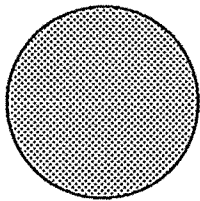
Account 112604
KCWA GEN RENEWAL AND REPLACEMENT AC

CLIENT SERVICE MANAGER: SUSAN CALISE
135 SANTILLI HIGHWAY AIM: 026-0018
EVERETT, MA 02149
617-382-5217
SUSAN.CALISE@BNYMELLON.COM

Go Paperless. Securely access your account online to view your statements. Ask your BNY Mellon contact how we can help you access your accounts, enter your own transactions or submit an audit confirmation online. Also be sure to ask how Connect(SM), our new web-based, single sign-on platform can help you go paperless.

Visit us at www.bnymellon.com

Account Overview



Percent of all Investments	Asset Classification	Market Value
100%	CASH AND SHORT TERM	64,051.83
100%	TOTAL OF ALL INVESTMENTS	64,051.83

Summary of Assets Held

Asset Classification	Market Value	Cost	Accrued Income	Est Annual Income	Market Yield
CASH AND SHORT TERM	64,051.83	64,051.83	0.00	0.00	0.00%
ACCOUNT TOTALS	64,051.83	64,051.83	0.00	0.00	0.00%

Summary of Cash Transactions

Transaction Category	Current Period			Year-to-Date	
	Income	Principal	Realized Gains/Losses	Income	Principal
OPENING BALANCE	0.00	0.00		0.00	0.00
DIVIDENDS	0.36	0.00	0.00	6.57	0.00
SALES AND REDEMPTIONS	0.00	0.00	0.00	0.00	315,572.56
OTHER CASH ADDITIONS	0.00	16,667.02	0.00	0.57	75,007.11
OTHER CASH DISBURSEMENTS	0.36 -	0.00	0.00	7.14 -	323,905.89 -
PURCHASES	0.00	16,667.02 -	0.00	0.00	66,673.78 -
CLOSING BALANCE	0.00	0.00	0.00	0.00	0.00

The above cash transactions summary is provided for information purposes only and may not reflect actual taxable income or deductible expenses as reportable under the Internal Revenue Code.

000316 XBENEF401 006748

c
9 0000
m
1 PD3 s 105444



BNY MELLON

The Bank of New York Mellon Trust Company, N.A.

Statement Period 09/01/2015 Through 09/30/2015

Account 112604

KCWA GEN RENEWAL AND REPLACEMENT AC

Statement of Assets Held

Shares / Par Value	Asset Description	Market Price Average Cost	Market Value Cost	Accrued Income Est Annual Income	Market Yield
CASH AND SHORT TERM					
64,051.830	FIDELITY INSTL MMKT GOVT 57	1.00000	64,051.83	0.00	0.00%
	CUSIP: X9USDFIIN	1.00000	64,051.83	0.00	
Total CASH AND SHORT TERM			64,051.83	0.00	0.00%
			64,051.83	0.00	
ACCOUNT TOTALS					
Total Market Value Plus Total Accrued Income 64,051.83			64,051.83	0.00	0.00%
			64,051.83	0.00	

Statement of Transactions

Transaction Date	Transaction Description	Income	Principal	Cost	Realized Gains/Losses
09/01/15	OPENING BALANCE	0.00	0.00	47,384.81	
09/01/15	Purchase FIDELITY INSTL MMKT GOVT 57 TRADE DATE 09/01/15 SET/DATE 09/01/15 CUSIP X9USDFIIN 8,333.33 SHARES	0.00	8,333.33 -	8,333.33	0.00
09/01/15	Cash Credit TRANSFER TO R&R FUND FROM GENERAL FUND FOR MONTHLY FLOW OF FUNDS	0.00	8,333.33	0.00	0.00
09/01/15	DAILY ENDING BALANCE	0.00	0.00	55,718.14	0.00
09/02/15	Dividend FIDELITY INSTL MMKT GOVT 57 TRADE DATE 09/02/15 SET/DATE 09/02/15 CUSIP X9USDFIIN 0.36 SHARES	0.36	0.00	0.00	0.00
09/02/15	Cash Credit CW00005527: SWP FRM 1126048401	0.00	0.36	0.00	0.00
09/02/15	Cash Debit CW00005527: SWP TO 1126048400	0.36 -	0.00	0.00	0.00
09/02/15	DAILY ENDING BALANCE	0.00	0.36	55,718.14	0.00
09/03/15	Purchase FIDELITY INSTL MMKT GOVT 57 TRADE DATE 09/03/15 SET/DATE 09/03/15 CUSIP X9USDFIIN 0.36 SHARES	0.00	0.36 -	0.36	0.00
09/03/15	DAILY ENDING BALANCE	0.00	0.00	55,718.50	0.00
09/30/15	Purchase FIDELITY INSTL MMKT GOVT 57 TRADE DATE 09/30/15 SET/DATE 09/30/15 CUSIP X9USDFIIN 8,333.33 SHARES	0.00	8,333.33 -	8,333.33	0.00
09/30/15	Cash Credit TRANSFER TO R&R FUND FROM GENERAL FUND FOR MONTHLY FLOW OF FUNDS	0.00	8,333.33	0.00	0.00
09/30/15	DAILY ENDING BALANCE	0.00	0.00	64,051.83	0.00
09/30/15	CLOSING BALANCE	0.00	0.00	64,051.83	0.00

Cumulative realized capital gain and loss position from 12/31/2014 for securities held in principal of account:

Short Term: 0.00 * Long Term: 0.00 *

* The above gain and loss position does not include transactions where tax cost information is incomplete or unavailable.

9 0000
1 P03 s 105444

This Page Intentionally Blank

c
g 0000
m
1 PD3
s 105,445



BNY MELLON

The Bank of New York Mellon Trust Company, N.A.

Statement Period 09/01/2015 Through 09/30/2015

Account 112604

KCWA GEN RENEWAL AND REPLACEMENT AC

000316 XBNEF401 006749

Cash and securities set forth on this Account Statement are held by The Bank of New York Mellon, an affiliate of The Bank of New York Mellon Trust Company, N.A. In addition, The Bank of New York Mellon Trust Company, N.A. may utilize subsidiaries and affiliates to provide services and certain products to the Account. Subsidiaries and affiliates may be compensated for their services and products.

The value of securities set forth on this Account Statement are obtained by The Bank of New York Mellon Trust Company, N.A., from its affiliate, The Bank of New York Mellon which determines such values for Corporate Trust on the basis of market prices and information obtained by The Bank of New York Mellon from unaffiliated third parties (including independent pricing vendors) ("third party pricing services"). The Bank of New York Mellon has not verified such market values or information and makes no assurances as to the accuracy or correctness of such market values or information or that the market values set forth on this Account Statement reflect the value of the securities that can be realized upon the sale of such securities. In addition, the market values for the securities set forth in this Account Statement may differ from the market prices and information for the same securities used by other business units of The Bank of New York Mellon Trust Company, N.A., The Bank of New York Mellon or their respective subsidiaries or affiliates based upon market prices and information received from other third party pricing services utilized by such other business units. Corporate Trust does not compare its market values with those used by, or reconcile different market values used by, other business units of The Bank of New York Mellon Trust Company, N.A., The Bank of New York Mellon or their respective subsidiaries or affiliates. Neither The Bank of New York Mellon Trust Company, N.A. nor The Bank of New York Mellon shall be liable for any loss, damage or expense incurred as a result of or arising from or related to the market values or information provided by third party pricing services or the differences in market prices or information provided by other third party pricing services.



BNY MELLON

The Bank of New York Mellon Trust Company, N.A.

KENT COUNTY WATER AUTHORITY
ATTN: FINANCE DIRECTOR
1072 MAIN STREET
WEST WARWICK, RI 02893-3724

Account Statement

Statement Period 09/01/2015 Through 09/30/2015

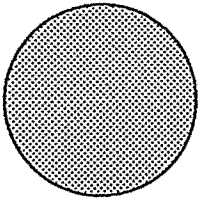
Account 112605
KOWA INFRASTRUCTURE ACCT

CLIENT SERVICE MANAGER: SUSAN CALISE
135 SANTILLI HIGHWAY AIM: 026-0018
EVERETT, MA 02149
617-382-5217
SUSAN.CALISE@BNYMELLON.COM

Go Paperless. Securely access your account online to view your statements. Ask your BNY Mellon contact how we can help you access your accounts, enter your own transactions or submit an audit confirmation online. Also be sure to ask how Connect(SM), our new web-based, single sign-on platform can help you go paperless.

Visit us at www.bnymellon.com

Account Overview



Percent of all Investments	Asset Classification	Market Value
100% ☺	CASH AND SHORT TERM	7,167,705.42
100%	TOTAL OF ALL INVESTMENTS	7,167,705.42

Summary of Assets Held

Asset Classification	Market Value	Cost	Accrued Income	Est Annual Income	Market Yield
CASH AND SHORT TERM	7,167,705.42	7,167,705.42	0.00	0.00	0.00%
ACCOUNT TOTALS	7,167,705.42	7,167,705.42	0.00	0.00	0.00%

Summary of Cash Transactions

Transaction Category	Current Period			Year-to-Date	
	Income	Principal	Realized Gains/Losses	Income	Principal
OPENING BALANCE	0.00	0.00		0.00	0.00
DIVIDENDS	60.24	0.00	0.00	526.63	0.00
SALES AND REDEMPTIONS	0.00	138,315.97	0.00	0.00	4,054,508.91
OTHER CASH ADDITIONS	0.00	900,060.24	0.00	13.35	4,050,539.98
OTHER CASH DISBURSEMENTS	60.24 -	138,315.97 -	0.00	539.98 -	4,054,567.81 -
PURCHASES	0.00	900,060.24 -	0.00	0.00	4,050,481.08 -
CLOSING BALANCE	0.00	0.00	0.00	0.00	0.00

The above cash transactions summary is provided for information purposes only and may not reflect actual taxable income or deductible expenses as reportable under the Internal Revenue Code.



BNY MELLON

The Bank of New York Mellon Trust Company, N.A.

Statement Period 09/01/2015 Through 09/30/2015

Account 112605

KCWA INFRASTRUCTURE ACCT

Statement of Assets Held

Shares / Par Value	Asset Description	Market Price Average Cost	Market Value Cost	Accrued Income Est Annual Income	Market Yield
CASH AND SHORT TERM					
7,167,705.420	FIDELITY INSTL MMKT GOVT 57 CUSIP: X9USDFIIN	1.00000	7,167,705.42	0.00	0.00%
Total CASH AND SHORT TERM			7,167,705.42	0.00	0.00%
ACCOUNT TOTALS			7,167,705.42	0.00	0.00%
Total Market Value Plus Total Accrued Income 7,167,705.42			7,167,705.42	0.00	

Statement of Transactions

Transaction Date	Transaction Description	Income	Principal	Cost	Realized Gains/Losses
09/01/15	OPENING BALANCE	0.00	0.00	6,405,961.15	
09/01/15	Purchase FIDELITY INSTL MMKT GOVT 57 TRADE DATE 09/01/15 SET/DATE 09/01/15 CUSIP X9USDFIIN 450,000.00 SHARES	0.00	450,000.00 -	450,000.00	0.00
09/01/15	Cash Credit TRANSFER TO INFRASTRUCTURE FUND FROM GENERAL FUND FOR MONTHLY FLOW OF FUNDS	0.00	450,000.00	0.00	0.00
09/01/15	DAILY ENDING BALANCE	0.00	0.00	6,855,961.15	0.00
09/02/15	Dividend FIDELITY INSTL MMKT GOVT 57 TRADE DATE 09/02/15 SET/DATE 09/02/15 CUSIP X9USDFIIN 60.24 SHARES	60.24	0.00	0.00	0.00
09/02/15	Cash Credit CW00005528: SWP FRM 1126058401	0.00	60.24	0.00	0.00
09/02/15	Cash Debit CW00005528: SWP TO 1126058400	60.24 -	0.00	0.00	0.00
09/02/15	DAILY ENDING BALANCE	0.00	60.24	6,855,961.15	0.00
09/03/15	Purchase FIDELITY INSTL MMKT GOVT 57 TRADE DATE 09/03/15 SET/DATE 09/03/15 CUSIP X9USDFIIN 60.24 SHARES	0.00	60.24 -	60.24	0.00
09/03/15	DAILY ENDING BALANCE	0.00	0.00	6,856,021.39	0.00
09/16/15	Sale FIDELITY INSTL MMKT GOVT 57 TRADE DATE 09/16/15 SET/DATE 09/16/15 CUSIP X9USDFIIN 138,315.97 SHARES	0.00	138,315.97	138,315.97 -	0.00
09/16/15	Cash Debit CHEQUE NUMBER:0010064589 BOYLE AND FOGARTY CONSTRUCTION IFR 2010B INFRASTRUCTURE IMPROVEMENTS (252C) APPLICATION 21 CSD:09/16/15	0.00	138,315.97 -	0.00	0.00
09/16/15	DAILY ENDING BALANCE	0.00	0.00	6,717,705.42	0.00
09/30/15	Purchase FIDELITY INSTL MMKT GOVT 57 TRADE DATE 09/30/15 SET/DATE 09/30/15 CUSIP X9USDFIIN 450,000.00 SHARES	0.00	450,000.00 -	450,000.00	0.00
09/30/15	Cash Credit TRANSFER TO INFRASTRUCTURE FUND FROM GENERAL FUND FOR MONTHLY FLOW OF FUNDS	0.00	450,000.00	0.00	0.00
09/30/15	DAILY ENDING BALANCE	0.00	0.00	7,167,705.42	0.00

9 0000
1 P03 s 105445



BNY MELLON

The Bank of New York Mellon Trust Company, N.A.

Statement Period 09/01/2015 Through 09/30/2015

Account 112605

KCWA INFRASTRUCTURE ACCT

Statement of Transactions - Continued

Transaction Date	Transaction Description	Income	Principal	Cost	Realized Gains/Losses
09/30/15	CLOSING BALANCE	0.00	0.00	7,167,705.42	0.00

Cumulative realized capital gain and loss position from 12/31/2014 for securities held in principal of account:

Short Term: 0.00 * Long Term: 0.00 *

* The above gain and loss position does not include transactions where tax cost information is incomplete or unavailable.

000316 XBNEF401 006751

Cash and securities set forth on this Account Statement are held by The Bank of New York Mellon, an affiliate of The Bank of New York Mellon Trust Company, N.A. In addition, The Bank of New York Mellon Trust Company, N.A. may utilize subsidiaries and affiliates to provide services and certain products to the Account. Subsidiaries and affiliates may be compensated for their services and products.

The value of securities set forth on this Account Statement are obtained by The Bank of New York Mellon Trust Company, N.A., from its affiliate, The Bank of New York Mellon which determines such values for Corporate Trust on the basis of market prices and information obtained by The Bank of New York Mellon from unaffiliated third parties (including independent pricing vendors) ("third party pricing services"). The Bank of New York Mellon has not verified such market values or information and makes no assurances as to the accuracy or correctness of such market values or information or that the market values set forth on this Account Statement reflect the value of the securities that can be realized upon the sale of such securities. In addition, the market values for the securities set forth in this Account Statement may differ from the market prices and information for the same securities used by other business units of The Bank of New York Mellon Trust Company, N.A., The Bank of New York Mellon or their respective subsidiaries or affiliates based upon market prices and information received from other third party pricing services utilized by such other business units. Corporate Trust does not compare its market values with those used by, or reconcile different market values used by, other business units of The Bank of New York Mellon Trust Company, N.A., The Bank of New York Mellon or their respective subsidiaries or affiliates. Neither The Bank of New York Mellon Trust Company, N.A. nor The Bank of New York Mellon shall be liable for any loss, damage or expense incurred as a result of or arising from or related to the market values or information provided by third party pricing services or the differences in market prices or information provided by other third party pricing services.

0
A0000
M
I P03 S 105 447

This Page Intentionally Blank



BNY MELLON

The Bank of New York Mellon Trust Company, N.A.

KENT COUNTY WATER AUTHORITY
ATTN: FINANCE DIRECTOR
1072 MAIN STREET
WEST WARWICK, RI 02893-3724

Account Statement

Statement Period 09/01/2015 Through 09/30/2015

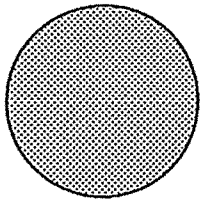
Account 112606
KCWA OPER & MAIN RESERVE ACCT

CLIENT SERVICE MANAGER: SUSAN CALISE
135 SANTILLI HIGHWAY AIM: 026-0018
EVERETT, MA 02149
617-382-5217
SUSAN.CALISE@BNYMELLON.COM

Go Paperless. Securely access your account online to view your statements. Ask your BNY Mellon contact how we can help you access your accounts, enter your own transactions or submit an audit confirmation online. Also be sure to ask how Connect(SM), our new web-based, single sign-on platform can help you go paperless.

Visit us at www.bnymellon.com

Account Overview



Percent of all Investments	Asset Classification	Market Value
100% ☺	CASH AND SHORT TERM	2,382,300.05
100%	TOTAL OF ALL INVESTMENTS	2,382,300.05

Summary of Assets Held

Asset Classification	Market Value	Cost	Accrued Income	Est Annual Income	Market Yield
CASH AND SHORT TERM	2,382,300.05	2,382,300.05	0.00	0.00	0.00%
ACCOUNT TOTALS	2,382,300.05	2,382,300.05	0.00	0.00	0.00%

Summary of Cash Transactions

Transaction Category	Current Period			Year-to-Date	
	Income	Principal	Realized Gains/Losses	Income	Principal
OPENING BALANCE	0.00	0.00		0.00	0.00
DIVIDENDS	20.20	0.00	0.00	173.94	0.00
OTHER CASH ADDITIONS	0.00	20.20	0.00	4.56	178.50
OTHER CASH DISBURSEMENTS	20.20 -	0.00	0.00	178.50 -	0.00
PURCHASES	0.00	20.20 -	0.00	0.00	178.50 -
CLOSING BALANCE	0.00	0.00	0.00	0.00	0.00

The above cash transactions summary is provided for information purposes only and may not reflect actual taxable income or deductible expenses as reportable under the Internal Revenue Code.

000316 XBNEF401 006752

00000 m 1 PD3 s 105/448



BNY MELLON

The Bank of New York Mellon Trust Company, N.A.

Statement Period 09/01/2015 Through 09/30/2015

Account 112606

KCWA OPER & MAIN RESERVE ACCT

Statement of Assets Held

Table with columns: Shares / Par Value, Asset Description, Market Price Average Cost, Market Value Cost, Accrued Income Est Annual Income, Market Yield. Rows include CASH AND SHORT TERM and ACCOUNT TOTALS.

Statement of Transactions

Table with columns: Transaction Date, Transaction Description, Income, Principal, Cost, Realized Gains/Losses. Rows include OPENING BALANCE, Dividend, Cash Credit, Cash Debit, and CLOSING BALANCE.

Cumulative realized capital gain and loss position from 12/31/2014 for securities held in principal of account:

Short Term: 0.00 * Long Term: 0.00 *

* The above gain and loss position does not include transactions where tax cost information is incomplete or unavailable.

Cash and securities set forth on this Account Statement are held by The Bank of New York Mellon, an affiliate of The Bank of New York Mellon Trust Company, N.A. In addition, The Bank of New York Mellon Trust Company, N.A. may utilize subsidiaries and affiliates to provide services and certain products to the Account.

The value of securities set forth on this Account Statement are obtained by The Bank of New York Mellon Trust Company, N.A., from its affiliate, The Bank of New York Mellon which determines such values for Corporate Trust on the basis of market prices and information obtained by The Bank of New York Mellon from unaffiliated third parties (including independent pricing vendors) ("third party pricing services").



BNY MELLON

The Bank of New York Mellon Trust Company, N.A.

KENT COUNTY WATER AUTHORITY
ATTN: FINANCE DIRECTOR
1072 MAIN STREET
WEST WARWICK, RI 02893-3724

Account Statement

Statement Period 09/01/2015 Through 09/30/2015

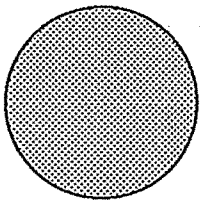
Account 112612
KCWA DEBT SERVICE SAVINGS (2004)

CLIENT SERVICE MANAGER: SUSAN CALISE
135 SANTILLI HIGHWAY AIM: 026-0018
EVERETT, MA 02149
617-382-5217
SUSAN.CALISE@BNYMELLON.COM

Go Paperless. Securely access your account online to view your statements. Ask your BNY Mellon contact how we can help you access your accounts, enter your own transactions or submit an audit confirmation online. Also be sure to ask how Connect(SM), our new web-based, single sign-on platform can help you go paperless.

Visit us at www.bnymellon.com

Account Overview



Percent of all Investments	Asset Classification	Market Value
100%	CASH AND SHORT TERM	1,528,688.02
100%	TOTAL OF ALL INVESTMENTS	1,528,688.02

Summary of Assets Held

Asset Classification	Market Value	Cost	Accrued Income	Est Annual Income	Market Yield
CASH AND SHORT TERM	1,528,688.02	1,528,688.02	0.00	0.00	0.00%
ACCOUNT TOTALS	1,528,688.02	1,528,688.02	0.00	0.00	0.00%

Summary of Cash Transactions

Transaction Category	Current Period			Year-to-Date	
	Income	Principal	Realized Gains/Losses	Income	Principal
OPENING BALANCE	0.00	0.00		0.00	0.00
DIVIDENDS	11.43	0.00	0.00	72.39	0.00
OTHER CASH ADDITIONS	0.00	186,011.43	0.00	1.13	837,073.52
OTHER CASH DISBURSEMENTS	11.43 -	0.00	0.00	73.52 -	0.00
PURCHASES	0.00	186,011.43 -	0.00	0.00	837,073.52 -
CLOSING BALANCE	0.00	0.00	0.00	0.00	0.00

The above cash transactions summary is provided for information purposes only and may not reflect actual taxable income or deductible expenses as reportable under the Internal Revenue Code.

000916 XBNEF401 006753

c
g 0000
m
1 PD3 s 105449



BNY MELLON

The Bank of New York Mellon Trust Company, N.A.

Statement Period 09/01/2015 Through 09/30/2015

Account 112612

KCWA DEBT SERVICE SAVINGS (2004)

Statement of Assets Held

Shares / Par Value	Asset Description	Market Price Average Cost	Market Value Cost	Accrued Income Est Annual Income	Market Yield
CASH AND SHORT TERM					
1,528,688.020	FIDELITY INSTL MMKT GOVT 57 CUSIP: X9USDFIIN	1.00000 1.00000	1,528,688.02 1,528,688.02	0.00 0.00	0.00% 0.00%
Total CASH AND SHORT TERM			1,528,688.02	0.00	0.00%
ACCOUNT TOTALS			1,528,688.02	0.00	0.00%
Total Market Value Plus Total Accrued Income 1,528,688.02					

Statement of Transactions

Transaction Date	Transaction Description	Income	Principal	Cost	Realized Gains/Losses
09/01/15	OPENING BALANCE	0.00	0.00	1,342,676.59	
09/01/15	Purchase FIDELITY INSTL MMKT GOVT 57 TRADE DATE 09/01/15 SET/DATE 09/01/15 CUSIP X9USDFIIN 93,000.00 SHARES	0.00	93,000.00 -	93,000.00	0.00
09/01/15	Cash Credit TRANSFER TO DS SAVINGS (2004 DEBT PAID 2 014) FUND FROM GENERAL FUND FOR MONTHLY FLOW OF FUNDS	0.00	93,000.00	0.00	0.00
09/01/15	DAILY ENDING BALANCE	0.00	0.00	1,435,676.59	0.00
09/02/15	Dividend FIDELITY INSTL MMKT GOVT 57 TRADE DATE 09/02/15 SET/DATE 09/02/15 CUSIP X9USDFIIN 11.43 SHARES	11.43	0.00	0.00	0.00
09/02/15	Cash Credit CW00005530: SWP FRM 1126128401	0.00	11.43	0.00	0.00
09/02/15	Cash Debit CW00005530: SWP TO 1126128400	11.43 -	0.00	0.00	0.00
09/02/15	DAILY ENDING BALANCE	0.00	11.43	1,435,676.59	0.00
09/03/15	Purchase FIDELITY INSTL MMKT GOVT 57 TRADE DATE 09/03/15 SET/DATE 09/03/15 CUSIP X9USDFIIN 11.43 SHARES	0.00	11.43 -	11.43	0.00
09/03/15	DAILY ENDING BALANCE	0.00	0.00	1,435,688.02	0.00
09/30/15	Purchase FIDELITY INSTL MMKT GOVT 57 TRADE DATE 09/30/15 SET/DATE 09/30/15 CUSIP X9USDFIIN 93,000.00 SHARES	0.00	93,000.00 -	93,000.00	0.00
09/30/15	Cash Credit TRANSFER TO DS SAVINGS (2004 DEBT PAID 2 014) FUND FROM GENERAL FUND FOR MONTHLY FLOW OF FUNDS	0.00	93,000.00	0.00	0.00
09/30/15	DAILY ENDING BALANCE	0.00	0.00	1,528,688.02	0.00
09/30/15	CLOSING BALANCE	0.00	0.00	1,528,688.02	0.00

Cumulative realized capital gain and loss position from 12/31/2014 for securities held in principal of account:

Short Term: 0.00 * Long Term: 0.00 *

* The above gain and loss position does not include transactions where tax cost information is incomplete or unavailable.

9 0000
1 P03 s 102 449



BNY MELLON

The Bank of New York Mellon Trust Company, N.A.

Statement Period 09/01/2015 Through 09/30/2015

Account 112612

KCWA DEBT SERVICE SAVINGS (2004)

000316 XBNEF401 006754

Cash and securities set forth on this Account Statement are held by The Bank of New York Mellon, an affiliate of The Bank of New York Mellon Trust Company, N.A. In addition, The Bank of New York Mellon Trust Company, N.A. may utilize subsidiaries and affiliates to provide services and certain products to the Account. Subsidiaries and affiliates may be compensated for their services and products.

The value of securities set forth on this Account Statement are obtained by The Bank of New York Mellon Trust Company, N.A., from its affiliate, The Bank of New York Mellon which determines such values for Corporate Trust on the basis of market prices and information obtained by The Bank of New York Mellon from unaffiliated third parties (including independent pricing vendors) ("third party pricing services"). The Bank of New York Mellon has not verified such market values or information and makes no assurances as to the accuracy or correctness of such market values or information or that the market values set forth on this Account Statement reflect the value of the securities that can be realized upon the sale of such securities. In addition, the market values for the securities set forth in this Account Statement may differ from the market prices and information for the same securities used by other business units of The Bank of New York Mellon Trust Company, N.A., The Bank of New York Mellon or their respective subsidiaries or affiliates based upon market prices and information received from other third party pricing services utilized by such other business units. Corporate Trust does not compare its market values with those used by, or reconcile different market values used by, other business units of The Bank of New York Mellon Trust Company, N.A., The Bank of New York Mellon or their respective subsidiaries or affiliates. Neither The Bank of New York Mellon Trust Company, N.A. nor The Bank of New York Mellon shall be liable for any loss, damage or expense incurred as a result of or arising from or related to the market values or information provided by third party pricing services or the differences in market prices or information provided by other third party pricing services.

00000
m
1P03 s 105450

This Page Intentionally Blank



BNY MELLON

The Bank of New York Mellon Trust Company, N.A.

KENT COUNTY WATER AUTHORITY
ATTN: FINANCE DIRECTOR
1072 MAIN STREET
WEST WARWICK, RI 02893-3724

Account Statement

Statement Period 09/01/2015 Through 09/30/2015

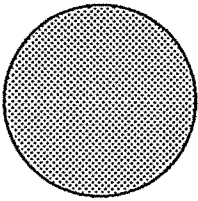
Account 112613
KCWA SER 2004A DEBT SERV RESRV

CLIENT SERVICE MANAGER: SUSAN CALISE
135 SANTILLI HIGHWAY AIM: 026-0018
EVERETT, MA 02149
617-382-5217
SUSAN.CALISE@BNYMELLON.COM

Go Paperless. Securely access your account online to view your statements. Ask your BNY Mellon contact how we can help you access your accounts, enter your own transactions or submit an audit confirmation online. Also be sure to ask how Connect(SM), our new web-based, single sign-on platform can help you go paperless.

Visit us at www.bnymellon.com

Account Overview



Percent of all Investments	Asset Classification	Market Value
100%	CASH AND SHORT TERM	1.12
100%	TOTAL OF ALL INVESTMENTS	1.12

Summary of Assets Held

Asset Classification	Market Value	Cost	Accrued Income	Est Annual Income	Market Yield
CASH AND SHORT TERM	1.12	1.12	0.00	0.00	0.00%
ACCOUNT TOTALS	1.12	1.12	0.00	0.00	0.00%

Summary of Cash Transactions

Transaction Category	Current Period			Year-to-Date	
	Income	Principal	Realized Gains/Losses	Income	Principal
OPENING BALANCE	0.00	0.00		0.00	0.00
CLOSING BALANCE	0.00	0.00	0.00	0.00	0.00

The above cash transactions summary is provided for information purposes only and may not reflect actual taxable income or deductible expenses as reportable under the Internal Revenue Code.

000316 XBNEF401 006755

00000 m 1P03 s 105/451



BNY MELLON

The Bank of New York Mellon Trust Company, N.A.

Statement Period 09/01/2015 Through 09/30/2015

Account 112613

KCWA SER 2004A DEBT SERV RESRV

Statement of Assets Held

Shares / Par Value	Asset Description	Market Price Average Cost	Market Value Cost	Accrued Income Est Annual Income	Market Yield
CASH AND SHORT TERM					
1.120	FIDELITY INSTL MMKT GOVT 57 CUSIP: X9USDFIIN	1.00000 1.00000	1.12 1.12	0.00 0.00	0.00% 0.00%
Total CASH AND SHORT TERM			1.12	0.00	0.00%
ACCOUNT TOTALS			1.12	0.00	0.00%
Total Market Value Plus Total Accrued Income 1.12					

Statement of Transactions

Transaction Date	Transaction Description	Income	Principal	Cost	Realized Gains/Losses
No Transactions This Period					

Cash and securities set forth on this Account Statement are held by The Bank of New York Mellon, an affiliate of The Bank of New York Mellon Trust Company, N.A. In addition, The Bank of New York Mellon Trust Company, N.A. may utilize subsidiaries and affiliates to provide services and certain products to the Account. Subsidiaries and affiliates may be compensated for their services and products.

The value of securities set forth on this Account Statement are obtained by The Bank of New York Mellon Trust Company, N.A., from its affiliate, The Bank of New York Mellon which determines such values for Corporate Trust on the basis of market prices and information obtained by The Bank of New York Mellon from unaffiliated third parties (including independent pricing vendors) ("third party pricing services"). The Bank of New York Mellon has not verified such market values or information and makes no assurances as to the accuracy or correctness of such market values or information or that the market values set forth on this Account Statement reflect the value of the securities that can be realized upon the sale of such securities. In addition, the market values for the securities set forth in this Account Statement may differ from the market prices and information for the same securities used by other business units of The Bank of New York Mellon Trust Company, N.A., The Bank of New York Mellon or their respective subsidiaries or affiliates based upon market prices and information received from other third party pricing services utilized by such other business units. Corporate Trust does not compare its market values with those used by, or reconcile different market values used by, other business units of The Bank of New York Mellon Trust Company, N.A., The Bank of New York Mellon or their respective subsidiaries or affiliates. Neither The Bank of New York Mellon Trust Company, N.A. nor The Bank of New York Mellon shall be liable for any loss, damage or expense incurred as a result of or arising from or related to the market values or information provided by third party pricing services or the differences in market prices or information provided by other third party pricing services.



BNY MELLON

The Bank of New York Mellon Trust Company, N.A.

KENT COUNTY WATER AUTHORITY
ATTN: FINANCE DIRECTOR
1072 MAIN STREET
WEST WARWICK, RI 02893

Account Statement

Statement Period 09/01/2015 Through 09/30/2015

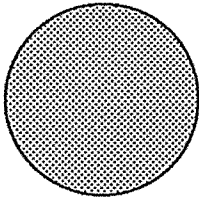
Account 853023
KENT COUNTY WATER AUTHORITY GENERAL
REFUNDING REVENUE BONDS 2012 SERIES A
(853023)

Go Paperless. Securely access your account online to view your statements. Ask your BNY Mellon contact how we can help you access your accounts, enter your own transactions or submit an audit confirmation online. Also be sure to ask how Connect(SM), our new web-based, single sign-on platform can help you go paperless.

Visit us at www.bnymellon.com

CLIENT SERVICE MANAGER: SUSAN CALISE
135 SANTILLI HIGHWAY AIM: 026-0018
EVERETT, MA 02149
617-382-5217
SUSAN.CALISE@BNYMELLON.COM

Account Overview



Percent of all Investments	Asset Classification	Market Value
100%	CASH AND SHORT TERM	1,799,230.85
100%	TOTAL OF ALL INVESTMENTS	1,799,230.85

Summary of Assets Held

Asset Classification	Market Value	Cost	Accrued Income	Est Annual Income	Market Yield
CASH AND SHORT TERM	1,799,230.85	1,799,230.85	0.00	0.00	0.00%
ACCOUNT TOTALS	1,799,230.85	1,799,230.85	0.00	0.00	0.00%

Summary of Cash Transactions

Transaction Category	Current Period			Year-to-Date	
	Income	Principal	Realized Gains/Losses	Income	Principal
OPENING BALANCE	0.00	0.00		0.00	0.00
DIVIDENDS	15.24	0.00	0.00	131.22	0.00
OTHER CASH ADDITIONS	0.00	0.00	0.00	3.44	0.00
PURCHASES	15.24 -	0.00	0.00	134.66 -	0.00
CLOSING BALANCE	0.00	0.00	0.00	0.00	0.00

The above cash transactions summary is provided for information purposes only and may not reflect actual taxable income or deductible expenses as reportable under the Internal Revenue Code.

c 0.0000 m 1 P03 s 105.859



BNY MELLON

The Bank of New York Mellon Trust Company, N.A.

Statement Period 09/01/2015 Through 09/30/2015

Account 853023

KCWA SER 2012 DSR FUND

Statement of Assets Held

Shares / Par Value	Asset Description	Market Price Average Cost	Market Value Cost	Accrued Income Est Annual Income	Market Yield
CASH AND SHORT TERM					
134.660	FIDELITY INSTL MMKT GOVT 57	1.00000	134.66	0.00	0.00%
	CUSIP: X9USDFIIN	1.00000	134.66	0.00	
1,799,096.190	FIDELITY INSTL MMKT GOVT 57	1.00000	1,799,096.19	0.00	0.00%
	CUSIP: X9USDFIIN	1.00000	1,799,096.19	0.00	
Total CASH AND SHORT TERM			1,799,230.85	0.00	0.00%
ACCOUNT TOTALS			1,799,230.85	0.00	0.00%
Total Market Value Plus Total Accrued Income 1,799,230.85			1,799,230.85	0.00	

Statement of Transactions

Transaction Date	Transaction Description	Income	Principal	Cost	Realized Gains/Losses
09/01/15	OPENING BALANCE	0.00	0.00	1,799,215.61	
09/02/15	Purchase FIDELITY INSTL MMKT GOVT 57 TRADE DATE 09/02/15 SET/DATE 09/02/15 CUSIP X9USDFIIN 15.24 SHARES	15.24	0.00	15.24	0.00
09/02/15	Dividend FIDELITY INSTL MMKT GOVT 57 TRADE DATE 09/02/15 SET/DATE 09/02/15 CUSIP X9USDFIIN 15.24 SHARES	15.24	0.00	0.00	0.00
09/02/15	DAILY ENDING BALANCE	0.00	0.00	1,799,230.85	0.00
09/30/15	CLOSING BALANCE	0.00	0.00	1,799,230.85	0.00

Cumulative realized capital gain and loss position from 12/31/2014 for securities held in principal of account:

Short Term: 0.00 * Long Term: 0.00 *

* The above gain and loss position does not include transactions where tax cost information is incomplete or unavailable.

Cash and securities set forth on this Account Statement are held by The Bank of New York Mellon, an affiliate of The Bank of New York Mellon Trust Company, N.A. In addition, The Bank of New York Mellon Trust Company, N.A. may utilize subsidiaries and affiliates to provide services and certain products to the Account. Subsidiaries and affiliates may be compensated for their services and products.

The value of securities set forth on this Account Statement are obtained by The Bank of New York Mellon Trust Company, N.A., from its affiliate, The Bank of New York Mellon which determines such values for Corporate Trust on the basis of market prices and information obtained by The Bank of New York Mellon from unaffiliated third parties (including independent pricing vendors) ("third party pricing services"). The Bank of New York Mellon has not verified such market values or information and makes no assurances as to the accuracy or correctness of such market values or information or that the market values set forth on this Account Statement reflect the value of the securities that can be realized upon the sale of such securities. In addition, the market values for the securities set forth in this Account Statement may differ from the market prices and information for the same securities used by other business units of The Bank of New York Mellon Trust Company, N.A., The Bank of New York Mellon or their respective subsidiaries or affiliates based upon market prices and information received from other third party pricing services utilized by such other business units. Corporate Trust does not compare its market values with those used by, or reconcile different market values used by, other business units of The Bank of New York Mellon Trust Company, N.A., The Bank of New York Mellon or their respective subsidiaries or affiliates. Neither The Bank of New York Mellon Trust Company, N.A. nor The Bank of New York Mellon shall be liable for any loss, damage or expense incurred as a result of or arising from or related to the market values or information provided by third party pricing services or the differences in market prices or information provided by other third party pricing services.



BNY MELLON

The Bank of New York Mellon Trust Company, N.A.

KENT COUNTY WATER AUTHORITY
ATTN: FINANCE DIRECTOR
1072 MAIN STREET
WEST WARWICK, RI 02893

Account Statement

Statement Period 09/01/2015 Through 09/30/2015

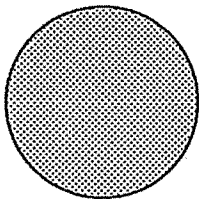
Account 853024
KENT COUNTY WATER AUTHORITY GENERAL
REFUNDING REVENUE BONDS 2012 SERIES A
(853024)

CLIENT SERVICE MANAGER: SUSAN CALISE
135 SANTILLI HIGHWAY AIM: 026-0018
EVERETT, MA 02149
617-382-5217
SUSAN.CALISE@BNYMELLON.COM

Go Paperless. Securely access your account online to view your statements. Ask your BNY Mellon contact how we can help you access your accounts, enter your own transactions or submit an audit confirmation online. Also be sure to ask how Connect(SM), our new web-based, single sign-on platform can help you go paperless.

Visit us at www.bnymellon.com

Account Overview



Percent of all Investments	Asset Classification	Market Value
100% ☉	CASH AND SHORT TERM	545,148.45
100%	TOTAL OF ALL INVESTMENTS	545,148.45

Summary of Assets Held

Asset Classification	Market Value	Cost	Accrued Income	Est Annual Income	Market Yield
CASH AND SHORT TERM	545,148.45	545,148.45	0.00	0.00	0.00%
ACCOUNT TOTALS	545,148.45	545,148.45	0.00	0.00	0.00%

Summary of Cash Transactions

Transaction Category	Current Period			Year-to-Date	
	Income	Principal	Realized Gains/Losses	Income	Principal
OPENING BALANCE	0.00	0.00		0.00	0.00
DIVIDENDS	1.55	0.00	0.00	76.26	0.00
SALES AND REDEMPTIONS	0.00	0.00	0.00	0.00	2,179,500.00
OTHER CASH ADDITIONS	0.00	363,250.00	0.00	1.75	1,634,625.00
OTHER CASH DISBURSEMENTS	0.00	0.00	0.00	0.00	2,179,500.00 -
PURCHASES	1.55 -	363,250.00 -	0.00	78.01 -	1,634,625.00 -
CLOSING BALANCE	0.00	0.00	0.00	0.00	0.00

The above cash transactions summary is provided for information purposes only and may not reflect actual taxable income or deductible expenses as reportable under the Internal Revenue Code.



BNY MELLON

The Bank of New York Mellon Trust Company, N.A.

Statement Period 09/01/2015 Through 09/30/2015

Account 853024

KCWA SER 2012 DEBT SERVICE FD

Statement of Assets Held

Shares / Par Value	Asset Description	Market Price Average Cost	Market Value Cost	Accrued Income Est Annual Income	Market Yield
CASH AND SHORT TERM					
78.010	FIDELITY INSTL MMKT GOVT 57	1.00000	78.01	0.00	0.00%
	CUSIP: X9USDFIIN	1.00000	78.01	0.00	
545,070.440	FIDELITY INSTL MMKT GOVT 57	1.00000	545,070.44	0.00	0.00%
	CUSIP: X9USDFIIN	1.00000	545,070.44	0.00	
Total CASH AND SHORT TERM			545,148.45	0.00	0.00%
			545,148.45	0.00	0.00%
ACCOUNT TOTALS			545,148.45	0.00	0.00%
			545,148.45	0.00	0.00%

Total Market Value Plus Total Accrued Income 545,148.45

Statement of Transactions

Transaction Date	Transaction Description	Income	Principal	Cost	Realized Gains/Losses
09/01/15	OPENING BALANCE	0.00	0.00	181,896.90	
09/01/15	Purchase FIDELITY INSTL MMKT GOVT 57 TRADE DATE 09/01/15 SET/DATE 09/01/15 CUSIP X9USDFIIN 181,625.00 SHARES	0.00	181,625.00 -	181,625.00	0.00
09/01/15	Cash Credit TRANSFER TO DS FUND 2012 FROM GENERAL F UND FOR MONTHLY FLOW OF FUNDS	0.00	181,625.00	0.00	0.00
09/01/15	DAILY ENDING BALANCE	0.00	0.00	363,521.90	0.00
09/02/15	Purchase FIDELITY INSTL MMKT GOVT 57 TRADE DATE 09/02/15 SET/DATE 09/02/15 CUSIP X9USDFIIN 1.55 SHARES	1.55 -	0.00	1.55	0.00
09/02/15	Dividend FIDELITY INSTL MMKT GOVT 57 TRADE DATE 09/02/15 SET/DATE 09/02/15 CUSIP X9USDFIIN 1.55 SHARES	1.55	0.00	0.00	0.00
09/02/15	DAILY ENDING BALANCE	0.00	0.00	363,523.45	0.00
09/30/15	Purchase FIDELITY INSTL MMKT GOVT 57 TRADE DATE 09/30/15 SET/DATE 09/30/15 CUSIP X9USDFIIN 181,625.00 SHARES	0.00	181,625.00 -	181,625.00	0.00
09/30/15	Cash Credit TRANSFER TO DS FUND 2012 FROM GENERAL F UND FOR MONTHLY FLOW OF FUNDS	0.00	181,625.00	0.00	0.00
09/30/15	DAILY ENDING BALANCE	0.00	0.00	545,148.45	0.00
09/30/15	CLOSING BALANCE	0.00	0.00	545,148.45	0.00

Cumulative realized capital gain and loss position from 12/31/2014 for securities held in principal of account:

Short Term: 0.00 * Long Term: 0.00 *

* The above gain and loss position does not include transactions where tax cost information is incomplete or unavailable.



BNY MELLON

The Bank of New York Mellon Trust Company, N.A.

Statement Period 09/01/2015 Through 09/30/2015

Account 853024

KCWA SER 2012 DEBT SERVICE FD

Cash and securities set forth on this Account Statement are held by The Bank of New York Mellon, an affiliate of The Bank of New York Mellon Trust Company, N.A. In addition, The Bank of New York Mellon Trust Company, N.A. may utilize subsidiaries and affiliates to provide services and certain products to the Account. Subsidiaries and affiliates may be compensated for their services and products.

The value of securities set forth on this Account Statement are obtained by The Bank of New York Mellon Trust Company, N.A., from its affiliate, The Bank of New York Mellon which determines such values for Corporate Trust on the basis of market prices and information obtained by The Bank of New York Mellon from unaffiliated third parties (including independent pricing vendors) ("third party pricing services"). The Bank of New York Mellon has not verified such market values or information and makes no assurances as to the accuracy or correctness of such market values or information or that the market values set forth on this Account Statement reflect the value of the securities that can be realized on the sale of such securities. In addition, the market values for the securities set forth in this Account Statement may differ from the market prices and information for the same securities used by other business units of The Bank of New York Mellon Trust Company, N.A., The Bank of New York Mellon or their respective subsidiaries or affiliates based upon market prices and information received from other third party pricing services utilized by such other business units. Corporate Trust does not compare its market values with those used by, or reconcile different market values used by, other business units of The Bank of New York Mellon Trust Company, N.A., The Bank of New York Mellon or their respective subsidiaries or affiliates. Neither The Bank of New York Mellon Trust Company, N.A. nor The Bank of New York Mellon shall be liable for any loss, damage or expense incurred as a result of or arising from or related to the market values or information provided by third party pricing services or the differences in market prices or information provided by other third party pricing services.

c
P 0000
M
1 P 03
S 103 455

This Page Intentionally Blank



Statement of Assets Held

Shares / Par Value	Asset Description	Market Price Average Cost	Market Value Cost	Accrued Income Est Annual Income	Market Yield
CASH AND SHORT TERM					
101.710	FIDELITY INSTL MMKT GOVT 57 CUSIP: X9USDFIIN	1.00000	101.71	0.00	0.00%
1,008,252.780	FIDELITY INSTL MMKT GOVT 57 CUSIP: X9USDFIIN	1.00000	1,008,252.78	0.00	0.00%
Total CASH AND SHORT TERM			1,008,354.49	0.00	0.00%
ACCOUNT TOTALS			1,008,354.49	0.00	0.00%
Total Market Value Plus Total Accrued Income 1,008,354.49			1,008,354.49	0.00	0.00%

Statement of Transactions

Transaction Date	Transaction Description	Income	Principal	Cost	Realized Gains/Losses
09/01/15	OPENING BALANCE	0.00	0.00	1,008,345.86	
09/02/15	Purchase FIDELITY INSTL MMKT GOVT 57 TRADE DATE 09/02/15 SET/DATE 09/02/15 CUSIP X9USDFIIN 8.63 SHARES	8.63 -	0.00	8.63	0.00
09/02/15	Dividend FIDELITY INSTL MMKT GOVT 57 TRADE DATE 09/02/15 SET/DATE 09/02/15 CUSIP X9USDFIIN 8.63 SHARES	8.63	0.00	0.00	0.00
09/02/15	DAILY ENDING BALANCE	0.00	0.00	1,008,354.49	0.00
09/30/15	CLOSING BALANCE	0.00	0.00	1,008,354.49	0.00

Cumulative realized capital gain and loss position from 12/31/2014 for securities held in principal of account:

Short Term: 0.00 * Long Term: 0.00 *

* The above gain and loss position does not include transactions where tax cost information is incomplete or unavailable.

Cash and securities set forth on this Account Statement are held by The Bank of New York Mellon, an affiliate of The Bank of New York Mellon Trust Company, N.A. In addition, The Bank of New York Mellon Trust Company, N.A. may utilize subsidiaries and affiliates to provide services and certain products to the Account. Subsidiaries and affiliates may be compensated for their services and products.

The value of securities set forth on this Account Statement are obtained by The Bank of New York Mellon Trust Company, N.A., from its affiliate, The Bank of New York Mellon which determines such values for Corporate Trust on the basis of market prices and information obtained by The Bank of New York Mellon from unaffiliated third parties (including independent pricing vendors) ("third party pricing services"). The Bank of New York Mellon has not verified such market values or information and makes no assurances as to the accuracy or correctness of such market values or information or that the market values set forth on this Account Statement reflect the value of the securities that can be realized upon the sale of such securities. In addition, the market values for the securities set forth in this Account Statement may differ from the market prices and information for the same securities used by other business units of The Bank of New York Mellon Trust Company, N.A., The Bank of New York Mellon or their respective subsidiaries or affiliates based upon market prices and information received from other third party pricing services utilized by such other business units. Corporate Trust does not compare its market values with those used by, or reconcile different market values used by, other business units of The Bank of New York Mellon Trust Company, N.A., The Bank of New York Mellon or their respective subsidiaries or affiliates. Neither The Bank of New York Mellon Trust Company, N.A. nor The Bank of New York Mellon shall be liable for any loss, damage or expense incurred as a result of or arising from or related to the market values or information provided by third party pricing services or the differences in market prices or information provided by other third party pricing services.

0
9 0000
m
1 P03
5 105495



BNY MELLON

The Bank of New York Mellon Trust Company, N.A.

KENT COUNTY WATER AUTHORITY
ATTN: FINANCE DIRECTOR
1072 MAIN STREET
WEST WARWICK, RI 02893

Account Statement

Statement Period 09/01/2015 Through 09/30/2015

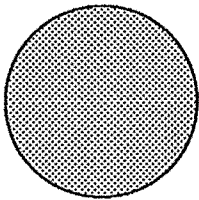
Account 853025
KENT COUNTY WATER AUTHORITY GENERAL
REFUNDING REVENUE BONDS 2012 SERIES A
(853025)

Go Paperless. Securely access your account online to view your statements. Ask your BNY Mellon contact how we can help you access your accounts, enter your own transactions or submit an audit confirmation online. Also be sure to ask how Connect(SM), our new web-based, single sign-on platform can help you go paperless.

CLIENT SERVICE MANAGER: SUSAN CALISE
135 SANTILLI HIGHWAY AIM: 026-0018
EVERETT, MA 02149
617-382-5217
SUSAN.CALISE@BNYMELLON.COM

Visit us at www.bnymellon.com

Account Overview



Percent of all Investments	Asset Classification	Market Value
100% ☺	CASH AND SHORT TERM	1,008,354.49
100%	TOTAL OF ALL INVESTMENTS	1,008,354.49

Summary of Assets Held

Asset Classification	Market Value	Cost	Accrued Income	Est Annual Income	Market Yield
CASH AND SHORT TERM	1,008,354.49	1,008,354.49	0.00	0.00	0.00%
ACCOUNT TOTALS	1,008,354.49	1,008,354.49	0.00	0.00	0.00%

Summary of Cash Transactions

Transaction Category	Current Period			Year-to-Date	
	Income	Principal	Realized Gains/Losses	Income	Principal
OPENING BALANCE	0.00	0.00		0.00	0.00
DIVIDENDS	8.63	0.00	0.00	98.36	0.00
SALES AND REDEMPTIONS	0.00	0.00	0.00	0.00	1,686,436.59
OTHER CASH ADDITIONS	0.00	0.00	0.00	3.35	955,519.29
OTHER CASH DISBURSEMENTS	0.00	0.00	0.00	0.00	1,686,436.59 -
PURCHASES	8.63 -	0.00	0.00	101.71 -	955,519.29 -
CLOSING BALANCE	0.00	0.00	0.00	0.00	0.00

The above cash transactions summary is provided for information purposes only and may not reflect actual taxable income or deductible expenses as reportable under the Internal Revenue Code.



BNY MELLON

The Bank of New York Mellon Trust Company, N.A.

KENT COUNTY WATER AUTHORITY
ATTN: FINANCE DIRECTOR
1072 MAIN STREET
WEST WARWICK, RI 02893

Account Statement

Statement Period 09/01/2015 Through 09/30/2015

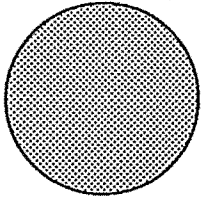
Account 853026
KENT COUNTY WATER AUTHORITY GENERAL
REFUNDING REVENUE BONDS DEBT SERVICE
SAVINGS ACCOUNT FOR CIP

Go Paperless. Securely access your account online to view your statements. Ask your BNY Mellon contact how we can help you access your accounts, enter your own transactions or submit an audit confirmation online. Also be sure to ask how Connect(SM), our new web-based, single sign-on platform can help you go paperless.

CLIENT SERVICE MANAGER: SUSAN CALISE
135 SANTILLI HIGHWAY AIM: 026-0018
EVERETT, MA 02149
617-382-5217
SUSAN.CALISE@BNYMELLON.COM

Visit us at www.bnymellon.com

Account Overview



Percent of all Investments	Asset Classification	Market Value
100%	CASH AND SHORT TERM	1,497,128.78
100%	TOTAL OF ALL INVESTMENTS	1,497,128.78

Summary of Assets Held

Asset Classification	Market Value	Cost	Accrued Income	Est Annual Income	Market Yield
CASH AND SHORT TERM	1,497,128.78	1,497,128.78	0.00	0.00	0.00%
ACCOUNT TOTALS	1,497,128.78	1,497,128.78	0.00	0.00	0.00%

Summary of Cash Transactions

Transaction Category	Current Period			Year-to-Date	
	Income	Principal	Realized Gains/Losses	Income	Principal
OPENING BALANCE	0.00	0.00		0.00	0.00
DIVIDENDS	12.04	0.00	0.00	90.42	0.00
OTHER CASH ADDITIONS	0.00	90,724.00	0.00	2.02	408,258.00
PURCHASES	12.04 -	90,724.00 -	0.00	92.44 -	408,258.00 -
CLOSING BALANCE	0.00	0.00	0.00	0.00	0.00

The above cash transactions summary is provided for information purposes only and may not reflect actual taxable income or deductible expenses as reportable under the Internal Revenue Code.

C 0000 M 1003 S 105457



BNY MELLON

The Bank of New York Mellon Trust Company, N.A.

Statement Period 09/01/2015 Through 09/30/2015

Account 853026

KCWA DEBT SERVICE SAVINGS CIP

Statement of Assets Held

Shares / Par Value	Asset Description	Market Price Average Cost	Market Value Cost	Accrued Income Est Annual Income	Market Yield
CASH AND SHORT TERM					
92.440	FIDELITY INSTL MMKT GOVT 57	1.00000	92.44	0.00	0.00%
	CUSIP: X9USDFIIN	1.00000	92.44	0.00	
1,497,036.340	FIDELITY INSTL MMKT GOVT 57	1.00000	1,497,036.34	0.00	0.00%
	CUSIP: X9USDFIIN	1.00000	1,497,036.34	0.00	
Total CASH AND SHORT TERM			1,497,128.78	0.00	0.00%
ACCOUNT TOTALS			1,497,128.78	0.00	0.00%
Total Market Value Plus Total Accrued Income 1,497,128.78			1,497,128.78	0.00	

Statement of Transactions

Transaction Date	Transaction Description	Income	Principal	Cost	Realized Gains/Losses
09/01/15	OPENING BALANCE	0.00	0.00	1,406,392.74	
09/01/15	Purchase FIDELITY INSTL MMKT GOVT 57 TRADE DATE 09/01/15 SET/DATE 09/01/15 CUSIP X9USDFIIN 45,362.00 SHARES	0.00	45,362.00 -	45,362.00	0.00
09/01/15	Cash Credit TRANSFER TO DS SAVINGS (FROM 2012 REFUND ING) FUND FROM GENERAL FUND FOR MONTHLY FLOW OF FUNDS	0.00	45,362.00	0.00	0.00
09/01/15	DAILY ENDING BALANCE	0.00	0.00	1,451,754.74	0.00
09/02/15	Purchase FIDELITY INSTL MMKT GOVT 57 TRADE DATE 09/02/15 SET/DATE 09/02/15 CUSIP X9USDFIIN 12.04 SHARES	12.04 -	0.00	12.04	0.00
09/02/15	Dividend FIDELITY INSTL MMKT GOVT 57 TRADE DATE 09/02/15 SET/DATE 09/02/15 CUSIP X9USDFIIN 12.04 SHARES	12.04	0.00	0.00	0.00
09/02/15	DAILY ENDING BALANCE	0.00	0.00	1,451,766.78	0.00
09/30/15	Purchase FIDELITY INSTL MMKT GOVT 57 TRADE DATE 09/30/15 SET/DATE 09/30/15 CUSIP X9USDFIIN 45,362.00 SHARES	0.00	45,362.00 -	45,362.00	0.00
09/30/15	Cash Credit TRANSFER TO DS SAVINGS (FROM 2012 REFUND ING) FUND FROM GENERAL FUND FOR MONTHLY FLOW OF FUNDS	0.00	45,362.00	0.00	0.00
09/30/15	DAILY ENDING BALANCE	0.00	0.00	1,497,128.78	0.00
09/30/15	CLOSING BALANCE	0.00	0.00	1,497,128.78	0.00

Cumulative realized capital gain and loss position from 12/31/2014 for securities held in principal of account:

Short Term: 0.00 * Long Term: 0.00 *

* The above gain and loss position does not include transactions where tax cost information is incomplete or unavailable.



BNY MELLON

The Bank of New York Mellon Trust Company, N.A.

Statement Period 09/01/2015 Through 09/30/2015

Account 853026

KCWA DEBT SERVICE SAVINGS CIP

Cash and securities set forth on this Account Statement are held by The Bank of New York Mellon, an affiliate of The Bank of New York Mellon Trust Company, N.A. In addition, The Bank of New York Mellon Trust Company, N.A. may utilize subsidiaries and affiliates to provide services and certain products to the Account. Subsidiaries and affiliates may be compensated for their services and products.

The value of securities set forth on this Account Statement are obtained by The Bank of New York Mellon Trust Company, N.A., from its affiliate, The Bank of New York Mellon which determines such values for Corporate Trust on the basis of market prices and information obtained by The Bank of New York Mellon from unaffiliated third parties (including independent pricing vendors) ("third party pricing services"). The Bank of New York Mellon has not verified such market values or information and makes no assurances as to the accuracy or correctness of such market values or information or that the market values set forth on this Account Statement reflect the value of the securities that can be realized on the sale of such securities. In addition, the market values for the securities set forth in this Account Statement may differ from the market prices and information for the same securities used by other business units of The Bank of New York Mellon Trust Company, N.A., The Bank of New York Mellon or their respective subsidiaries or affiliates based upon market prices and information received from other third party pricing services utilized by such other business units. Corporate Trust does not compare its market values with those used by, or reconcile different market values used by, other business units of The Bank of New York Mellon Trust Company, N.A., The Bank of New York Mellon or their respective subsidiaries or affiliates. Neither The Bank of New York Mellon Trust Company, N.A. nor The Bank of New York Mellon shall be liable for any loss, damage or expense incurred as a result of or arising from or related to the market values or information provided by third party pricing services or the differences in market prices or information provided by other third party pricing services.

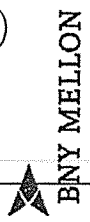
9 0000 M 1 P03 S 109458

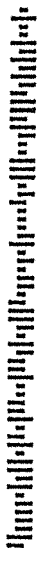
This Page Intentionally Blank

This Page Intentionally Blank



September 30, 2015




 00000316 04 MB 1.433 04 TR 00008 XBNEF401 000000
 KENT COUNTY WATER AUTHORITY
 ATTN: FINANCE DIRECTOR
 1072 MAIN STREET
 WEST WARWICK, RI 02893-3724

Envelope Contents

Account Information	Number of Pages	Starting Page Number	Account Information	Number of Pages	Starting Page Number
KCWA GENERAL REVENUE ACCOUNT 112600	4	1 of 30	KCWA DEBT SERVICE SAVINGS (2004) 112612	4	25 of 30
KCWA OPERATING REVENUE ALLOWANCE 112601	4	5 of 30	KCWA SER 2004A DEBT SERV RESRV 112613	2	29 of 30
KCWA GEN OP & MAINT ACCT 112602	4	9 of 30			
KCWA GEN REN & REP RESV ACCT 112603	2	13 of 30			
KCWA GEN RENEWAL AND REPLACEMENT AC 112604	4	15 of 30			
KCWA INFRASTRUCTURE ACCT 112605	4	19 of 30			
KCWA OPER & MAIN RESERVE ACCT 112606	2	23 of 30			

This Page Intentionally Blank



BNY MELLON

August 31, 2015

00000266 04 MB 1.433 04 TR 00008 XBNEF401 000000
 KENT COUNTY WATER AUTHORITY
 ATTN: FINANCE DIRECTOR
 1072 MAIN STREET
 WEST WARWICK, RI 02893-3724

Envelope Contents

Account Information	Number of Pages	Starting Page Number	Account Information	Number of Pages	Starting Page Number
KCWA GENERAL REVENUE ACCOUNT 112600	4	1 of 24	KCWA DEBT SERVICE SAVINGS (2004) 112612	2	21 of 24
KCWA OPERATING REVENUE ALLOWANCE 112601	2	5 of 24	KCWA SER 2004A DEBT SERV RESRV 112613	2	23 of 24
KCWA GEN OP & MAINT ACCT 112602	4	7 of 24			
KCWA GEN REN & REP RESV ACCT 112603	2	11 of 24			
KCWA GEN RENEWAL AND REPLACEMENT AC 112604	2	13 of 24			
KCWA INFRASTRUCTURE ACCT 112605	4	15 of 24			
KCWA OPER & MAIN RESERVE ACCT 112606	2	19 of 24			

This Page Intentionally Blank



BNY MELLON

The Bank of New York Mellon Trust Company, N.A.

KENT COUNTY WATER AUTHORITY
ATTN: FINANCE DIRECTOR
1072 MAIN STREET
WEST WARWICK, RI 02893-3724

Account Statement

Statement Period 08/01/2015 Through 08/31/2015

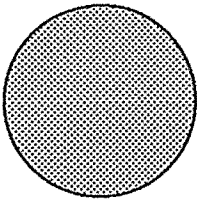
Account 112600
KCWA GENERAL REVENUE ACCOUNT

CLIENT SERVICE MANAGER: SUSAN CALISE
135 SANTILLI HIGHWAY AIM: 026-0018
EVERETT, MA 02149
617-382-5217
SUSAN.CALISE@BNYMELLON.COM

Go Paperless. Securely access your account online to view your statements. Ask your BNY Mellon contact how we can help you access your accounts, enter your own transactions or submit an audit confirmation online. Also be sure to ask how Connect(SM), our new web-based, single sign-on platform can help you go paperless.

Visit us at www.bnymellon.com

Account Overview



Percent of all Investments	Asset Classification	Market Value
100%	CASH AND SHORT TERM	1,874,062.31
100%	TOTAL OF ALL INVESTMENTS	1,874,062.31

Summary of Assets Held

Asset Classification	Market Value	Cost	Accrued Income	Est Annual Income	Market Yield
CASH AND SHORT TERM	1,874,062.31	1,874,062.31	0.00	0.00	0.00%
ACCOUNT TOTALS	1,874,062.31	1,874,062.31	0.00	0.00	0.00%

Summary of Cash Transactions

Transaction Category	Current Period			Year-to-Date	
	Income	Principal	Realized Gains/Losses	Income	Principal
OPENING BALANCE	0.00	0.00		0.00	0.00
DIVIDENDS	10.17	0.00	0.00	108.70	0.00
SALES AND REDEMPTIONS	0.00	1,250,000.00	0.00	0.00	11,084,629.62
OTHER CASH ADDITIONS	0.00	1,851,972.86	0.00	1.06	14,512,032.62
OTHER CASH DISBURSEMENTS	10.17 -	1,250,000.00 -	0.00	109.76 -	13,967,358.24 -
PURCHASES	0.00	1,851,972.86 -	0.00	0.00	11,629,304.00 -
CLOSING BALANCE	0.00	0.00	0.00	0.00	0.00

The above cash transactions summary is provided for information purposes only and may not reflect actual taxable income or deductible expenses as reportable under the Internal Revenue Code.

000286 XENR+401 0037/08



BNY MELLON

The Bank of New York Mellon Trust Company, N.A.

Statement Period 08/01/2015 Through 08/31/2015

Account 112600

KCWA GENERAL REVENUE ACCOUNT

Statement of Assets Held

Shares / Par Value	Asset Description	Market Price Average Cost	Market Value Cost	Accrued Income Est Annual Income	Market Yield
CASH AND SHORT TERM					
1,874,062.310	FIDELITY INSTL MMKT GOVT 57 CUSIP: X9USDFIIN	1.00000 1.00000	1,874,062.31 1,874,062.31	0.00 0.00	0.00% 0.00%
Total CASH AND SHORT TERM			1,874,062.31	0.00	0.00%
ACCOUNT TOTALS					
Total Market Value Plus Total Accrued Income 1,874,062.31			1,874,062.31	0.00	0.00%

Statement of Transactions

Transaction Date	Transaction Description	Income	Principal	Cost	Realized Gains/Losses
08/01/15	OPENING BALANCE	0.00	0.00	1,272,089.45	
08/04/15	Dividend FIDELITY INSTL MMKT GOVT 57 TRADE DATE 08/04/15 SET/DATE 08/04/15 CUSIP X9USDFIIN 10.17 SHARES	10.17	0.00	0.00	0.00
08/04/15	Cash Credit CW00005523: SWP FRM 1126008401	0.00	10.17	0.00	0.00
08/04/15	Cash Debit CW00005523: SWP TO 1126008400	10.17 -	0.00	0.00	0.00
08/04/15	DAILY ENDING BALANCE	0.00	10.17	1,272,089.45	0.00
08/05/15	Purchase FIDELITY INSTL MMKT GOVT 57 TRADE DATE 08/05/15 SET/DATE 08/05/15 CUSIP X9USDFIIN 10.17 SHARES	0.00	10.17 -	10.17	0.00
08/05/15	DAILY ENDING BALANCE	0.00	0.00	1,272,099.62	0.00
08/11/15	Sale FIDELITY INSTL MMKT GOVT 57 TRADE DATE 08/11/15 SET/DATE 08/11/15 CUSIP X9USDFIIN 900,000.00 SHARES	0.00	900,000.00	900,000.00 -	0.00
08/11/15	Cash Debit TRANSFER FROM GENERAL FUND TO O&M FUND F OR PARTIAL FUNDING OF APPROVED BUDGET	0.00	900,000.00 -	0.00	0.00
08/11/15	DAILY ENDING BALANCE	0.00	0.00	372,099.62	0.00
08/24/15	Cash Debit TRANSFER FROM GENERAL FUND TO O&M FUND F OR PARTIAL FUNDING OF APPROVED BUDGET	0.00	350,000.00 -	0.00	0.00
08/24/15	DAILY ENDING BALANCE	0.00	0.00	22,099.62	0.00
08/25/15	Purchase FIDELITY INSTL MMKT GOVT 57 TRADE DATE 08/25/15 SET/DATE 08/25/15 CUSIP X9USDFIIN 999,999.00 SHARES	0.00	999,999.00 -	999,999.00	0.00
08/25/15	Sale FIDELITY INSTL MMKT GOVT 57 TRADE DATE 08/24/15 SET/DATE 08/24/15 CUSIP X9USDFIIN 350,000.00 SHARES	0.00	350,000.00	350,000.00 -	0.00
08/25/15	Cash Credit ORD CUST:/009364950577 KENT COUNTY WATER AUTHORITY PO BOX 19 ORD INST: BANK OF AMERICA/RIX DETAIL: KENT COUNTY WATER AUTHORITY IMA: 20150825B6B7HU2R003571 FTS: FDF1508250615200	0.00	999,999.00	0.00	0.00



BNY MELLON

The Bank of New York Mellon Trust Company, N.A.

Statement Period 08/01/2015 Through 08/31/2015

Account 112600

KCWA GENERAL REVENUE ACCOUNT

Statement of Transactions - Continued

000286 XENET-401 0057/09

Transaction Date	Transaction Description	Income	Principal	Cost	Realized Gains/Losses
08/25/15	DAILY ENDING BALANCE	0.00	0.00	1,022,098.62	0.00
08/31/15	Purchase FIDELITY INSTL MMKT GOVT 57 TRADE DATE 08/31/15 SET/DATE 08/31/15 CUSIP X9USDFIIN 851,963.69 SHARES	0.00	851,963.69 -	851,963.69	0.00
08/31/15	Cash Credit ORD CUST/009364950577 KENT COUNTY WATER AUTHORITY PO BOX 19 ORD INST:BANK OF AMERICA/RIX DETAIL:KENT COUNTY WATER AUTHORITY IMA:20150831B6B7HU1R011049 FTS:FD1508311857700	0.00	851,963.69	0.00	0.00
08/31/15	DAILY ENDING BALANCE	0.00	0.00	1,874,062.31	0.00
08/31/15	CLOSING BALANCE	0.00	0.00	1,874,062.31	0.00

Cumulative realized capital gain and loss position from 12/31/2014 for securities held in principal of account:

Short Term: 0.00 * Long Term: 0.00 *

* The above gain and loss position does not include transactions where tax cost information is incomplete or unavailable.

Cash and securities set forth on this Account Statement are held by The Bank of New York Mellon, an affiliate of The Bank of New York Mellon Trust Company, N.A. In addition, The Bank of New York Mellon Trust Company, N.A. may utilize subsidiaries and affiliates to provide services and certain products to the Account. Subsidiaries and affiliates may be compensated for their services and products.

The value of securities set forth on this Account Statement are obtained by The Bank of New York Mellon Trust Company, N.A., from its affiliate, The Bank of New York Mellon which determines such values for Corporate Trust on the basis of market prices and information obtained by The Bank of New York Mellon from unaffiliated third parties (including independent pricing vendors) ("third party pricing services"). The Bank of New York Mellon has not verified such market values or information and makes no assurances as to the accuracy or correctness of such market values or information or that the market values set forth on this Account Statement reflect the value of the securities that can be realized on the sale of such securities. In addition, the market values for the securities set forth in this Account Statement may differ from the market prices and information for the same securities used by other business units of The Bank of New York Mellon Trust Company, N.A., The Bank of New York Mellon or their respective subsidiaries or affiliates based upon market prices and information received from other third party pricing services utilized by such other business units. Corporate Trust does not compare its market values with those used by, or reconcile different market values used by, other business units of The Bank of New York Mellon Trust Company, N.A., The Bank of New York Mellon or their respective subsidiaries or affiliates. Neither The Bank of New York Mellon Trust Company, N.A. nor The Bank of New York Mellon shall be liable for any loss, damage or expense incurred as a result of or arising from or related to the market values or information provided by third party pricing services or the differences in market prices or information provided by other third party pricing services.

00000
M
1 P03
5 91,419

This Page Intentionally Blank



BNY MELLON

The Bank of New York Mellon Trust Company, N.A.

KENT COUNTY WATER AUTHORITY
ATTN: FINANCE DIRECTOR
1072 MAIN STREET
WEST WARWICK, RI 02893-3724

Account Statement

Statement Period 08/01/2015 Through 08/31/2015

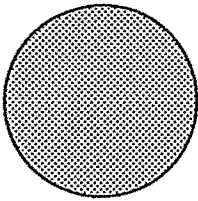
Account 112601
KCWA OPERATING REVENUE ALLOWANCE

CLIENT SERVICE MANAGER: SUSAN CALISE
135 SANTILLI HIGHWAY AIM: 026-0018
EVERETT, MA 02149
617-382-5217
SUSAN.CALISE@BNYMELLON.COM

Go Paperless. Securely access your account online to view your statements. Ask your BNY Mellon contact how we can help you access your accounts, enter your own transactions or submit an audit confirmation online. Also be sure to ask how Connect(SM), our new web-based, single sign-on platform can help you go paperless.

Visit us at www.bnymellon.com

Account Overview



Percent of all Investments	Asset Classification	Market Value
100%	CASH AND SHORT TERM	1,531,595.05
100%	TOTAL OF ALL INVESTMENTS	1,531,595.05

Summary of Assets Held

Asset Classification	Market Value	Cost	Accrued Income	Est Annual Income	Market Yield
CASH AND SHORT TERM	1,531,595.05	1,531,595.05	0.00	0.00	0.00%
ACCOUNT TOTALS	1,531,595.05	1,531,595.05	0.00	0.00	0.00%

Summary of Cash Transactions

Transaction Category	Current Period			Year-to-Date	
	Income	Principal	Realized Gains/Losses	Income	Principal
OPENING BALANCE	0.00	0.00		0.00	0.00
DIVIDENDS	12.77	0.00	0.00	92.36	0.00
OTHER CASH ADDITIONS	0.00	12.77	0.00	2.58	170,227.56
OTHER CASH DISBURSEMENTS	12.77 -	0.00	0.00	94.94 -	0.00
PURCHASES	0.00	12.77 -	0.00	0.00	170,227.56 -
CLOSING BALANCE	0.00	0.00	0.00	0.00	0.00

The above cash transactions summary is provided for information purposes only and may not reflect actual taxable income or deductible expenses as reportable under the Internal Revenue Code.

000266 XBENEF401 005710

c
p0000
m
1 PDS s 94.450



BNY MELLON

The Bank of New York Mellon Trust Company, N.A.

Statement Period 08/01/2015 Through 08/31/2015

Account 112601

KCWA OPERATING REVENUE ALLOWANCE

Statement of Assets Held

Shares / Par Value	Asset Description	Market Price Average Cost	Market Value Cost	Accrued Income Est Annual Income	Market Yield
CASH AND SHORT TERM					
1,531,595.050	FIDELITY INSTL MMKT GOVT 57	1.00000	1,531,595.05	0.00	0.00%
	CUSIP: X9USDFIIN	1.00000	1,531,595.05	0.00	0.00%
Total CASH AND SHORT TERM			1,531,595.05	0.00	0.00%
ACCOUNT TOTALS			1,531,595.05	0.00	0.00%
Total Market Value Plus Total Accrued Income 1,531,595.05			1,531,595.05	0.00	

Statement of Transactions

Transaction Date	Transaction Description	Income	Principal	Cost	Realized Gains/Losses
08/01/15	OPENING BALANCE	0.00	0.00	1,531,582.28	
08/04/15	Dividend FIDELITY INSTL MMKT GOVT 57 TRADE DATE 08/04/15 SET/DATE 08/04/15 CUSIP X9USDFIIN 12.77 SHARES	12.77	0.00	0.00	0.00
08/04/15	Cash Credit CW00005524: SWP FRM 1126018401	0.00	12.77	0.00	0.00
08/04/15	Cash Debit CW00005524: SWP TO 1126018400	12.77	0.00	0.00	0.00
08/04/15	DAILY ENDING BALANCE	0.00	12.77	1,531,582.28	0.00
08/05/15	Purchase FIDELITY INSTL MMKT GOVT 57 TRADE DATE 08/05/15 SET/DATE 08/05/15 CUSIP X9USDFIIN 12.77 SHARES	0.00	12.77	12.77	0.00
08/05/15	DAILY ENDING BALANCE	0.00	0.00	1,531,595.05	0.00
08/31/15	CLOSING BALANCE	0.00	0.00	1,531,595.05	0.00

Cumulative realized capital gain and loss position from 12/31/2014 for securities held in principal of account:

Short Term: 0.00 * Long Term: 0.00 *

* The above gain and loss position does not include transactions where tax cost information is incomplete or unavailable.

Cash and securities set forth on this Account Statement are held by The Bank of New York Mellon, an affiliate of The Bank of New York Mellon Trust Company, N.A. In addition, The Bank of New York Mellon Trust Company, N.A. may utilize subsidiaries and affiliates to provide services and certain products to the Account. Subsidiaries and affiliates may be compensated for their services and products.

The value of securities set forth on this Account Statement are obtained by The Bank of New York Mellon Trust Company, N.A., from its affiliate, The Bank of New York Mellon which determines such values for Corporate Trust on the basis of market prices and information obtained by The Bank of New York Mellon from unaffiliated third parties (including independent pricing vendors) ("third party pricing services"). The Bank of New York Mellon has not verified such market values or information and makes no assurances as to the accuracy or correctness of such market values or information or that the market values set forth on this Account Statement reflect the value of the securities that can be realized upon the sale of such securities. In addition, the market values for the securities set forth in this Account Statement may differ from the market prices and information for the same securities used by other business units of The Bank of New York Mellon Trust Company, N.A., The Bank of New York Mellon or their respective subsidiaries or affiliates based upon market prices and information received from other third party pricing services utilized by such other business units. Corporate Trust does not compare its market values with those used by, or reconcile different market values used by, other business units of The Bank of New York Mellon Trust Company, N.A., The Bank of New York Mellon or their respective subsidiaries or affiliates. Neither The Bank of New York Mellon Trust Company, N.A. nor The Bank of New York Mellon shall be liable for any loss, damage or expense incurred as a result of or arising from or related to the market values or information provided by third party pricing services or the differences in market prices or information provided by other third party pricing services.

9 0000
1 PD3 S 94450



BNY MELLON

The Bank of New York Mellon Trust Company, N.A.

KENT COUNTY WATER AUTHORITY
ATTN: FINANCE DIRECTOR
1072 MAIN STREET
WEST WARWICK, RI 02893-3724

Account Statement

Statement Period 08/01/2015 Through 08/31/2015

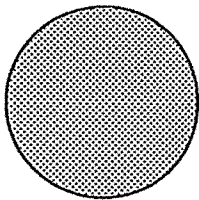
Account 112602
KCWA GEN OP & MAINT ACCT

CLIENT SERVICE MANAGER: SUSAN CALISE
135 SANTILLI HIGHWAY AIM: 026-0018
EVERETT, MA 02149
617-382-5217
SUSAN.CALISE@BNYMELLON.COM

Go Paperless. Securely access your account online to view your statements. Ask your BNY Mellon contact how we can help you access your accounts, enter your own transactions or submit an audit confirmation online. Also be sure to ask how Connect(SM), our new web-based, single sign-on platform can help you go paperless.

Visit us at www.bnymellon.com

Account Overview



Percent of all Investments	Asset Classification	Market Value
100%	CASH AND SHORT TERM	0.41
100%	TOTAL OF ALL INVESTMENTS	0.41

Summary of Assets Held

Asset Classification	Market Value	Cost	Accrued Income	Est Annual Income	Market Yield
CASH AND SHORT TERM	0.41	0.41	0.00	0.00	0.00%
ACCOUNT TOTALS	0.41	0.41	0.00	0.00	0.00%

Summary of Cash Transactions

Transaction Category	Current Period			Year-to-Date	
	Income	Principal	Realized Gains/Losses	Income	Principal
OPENING BALANCE	0.00	0.00		0.00	0.00
DIVIDENDS	0.02	0.00	0.00	0.64	0.00
SALES AND REDEMPTIONS	0.00	38,173.14	0.00	0.00	241,186.22
OTHER CASH ADDITIONS	0.00	1,250,000.02	0.00	0.00	8,368,194.33
OTHER CASH DISBURSEMENTS	0.02 -	1,288,173.14 -	0.00	0.64 -	8,368,194.37 -
PURCHASES	0.00	0.02 -	0.00	0.00	241,186.18 -
CLOSING BALANCE	0.00	0.00	0.00	0.00	0.00

The above cash transactions summary is provided for information purposes only and may not reflect actual taxable income or deductible expenses as reportable under the Internal Revenue Code.

11 000200 ACN101010101 005/171

c 0000 m 1 P03 s 94J51



BNY MELLON

The Bank of New York Mellon Trust Company, N.A.

Statement Period 08/01/2015 Through 08/31/2015

Account 112602

KCWA GEN OP & MAINT ACCT

Statement of Assets Held

Shares / Par Value	Asset Description	Market Price Average Cost	Market Value Cost	Accrued Income Est Annual Income	Market Yield
CASH AND SHORT TERM					
0.410	FIDELITY INSTL MMKT GOVT 57 CUSIP: X9USDFIIN	1.00000 1.00000	0.41 0.41	0.00 0.00	0.00% 0.00%
Total CASH AND SHORT TERM			0.41	0.00	0.00%
ACCOUNT TOTALS			0.41	0.00	0.00%
Total Market Value Plus Total Accrued Income 0.41			0.41	0.00	

Statement of Transactions

Transaction Date	Transaction Description	Income	Principal	Cost	Realized Gains/Losses
08/01/15	OPENING BALANCE	0.00	0.00	38,173.53	
08/03/15	Sale FIDELITY INSTL MMKT GOVT 57 TRADE DATE 08/03/15 SET/DATE 08/03/15 CUSIP X9USDFIIN 38,173.14 SHARES	0.00	38,173.14	38,173.14 -	0.00
08/03/15	Cash Debit CHEQUE NUMBER:0010058483 RHODE ISLAND CLEAN WATER FINANCE WATER PROTECTION PAYMENT FOR APRIL PROVIDER KENT CNTY WTR AUTH GALLONS BILLED 215,346,008 OVER 169,744,377 CSD:08/03/15	0.00	3,848.12 -	0.00	0.00
08/03/15	Cash Debit CHEQUE NUMBER:0010058513 GENERAL TREASURER STATE OF RHODE WTR PROTECTION PYMT FOR APRIL PROVI DER KENT COUNTY WTR AUTH GALLONS BILLED 215346008 OVER 169744377 CSD:08/03/15	0.00	34,325.02 -	0.00	0.00
08/03/15	DAILY ENDING BALANCE	0.00	0.00	0.39	0.00
08/04/15	Dividend FIDELITY INSTL MMKT GOVT 57 TRADE DATE 08/04/15 SET/DATE 08/04/15 CUSIP X9USDFIIN 0.02 SHARES	0.02	0.00	0.00	0.00
08/04/15	Cash Credit CW00005525: SWP FRM 1126028401	0.00	0.02	0.00	0.00
08/04/15	Cash Debit CW00005525: SWP TO 1126028400	0.02 -	0.00	0.00	0.00
08/04/15	DAILY ENDING BALANCE	0.00	0.02	0.39	0.00
08/05/15	Purchase FIDELITY INSTL MMKT GOVT 57 TRADE DATE 08/05/15 SET/DATE 08/05/15 CUSIP X9USDFIIN 0.02 SHARES	0.00	0.02 -	0.02	0.00
08/05/15	DAILY ENDING BALANCE	0.00	0.00	0.41	0.00
08/11/15	Cash Credit TRANSFER TO O&M FUND FROM GENERAL FUND FOR PARTIAL FUNDING OF APPROVED BUDGET	0.00	900,000.00	0.00	0.00
08/11/15	Cash Debit BANK OF AMERICA N.A, RI 011500010 KCWA GENERAL FUND 728018921 WIRE TO KCWA- BOFA. PURPOSE OF PYMT- PARTIAL FUNDING OF APPROVED BUDGET PER REQ DTD 08/11/2015	0.00	900,000.00 -	0.00	0.00
08/11/15	DAILY ENDING BALANCE	0.00	0.00	0.41	0.00



BNY MELLON

The Bank of New York Mellon Trust Company, N.A.

Statement Period 08/01/2015 Through 08/31/2015

Account 112602

KCWA GEN OP & MAINT ACCT

Statement of Transactions - Continued

000266 XBNEF401 005712

Transaction Date	Transaction Description	Income	Principal	Cost	Realized Gains/Losses
08/24/15	Cash Credit TRANSFER TO O&M FUND FROM GENERAL FUND FOR PARTIAL FUNDING OF APPROVED BUDGET	0.00	350,000.00	0.00	0.00
08/24/15	Cash Debit BANK OF AMERICA N.A, RI 011500010 KCWA GENERAL FUND 728018921 WIRE TO KCWA- BOFA. PURPOSE OF PYMT- PARTIAL FUNDING OF APPROVED BUDGET PER REQ DTD 08/22/2015	0.00	350,000.00 -	0.00	0.00
08/24/15	DAILY ENDING BALANCE	0.00	0.00	0.41	0.00
08/31/15	CLOSING BALANCE	0.00	0.00	0.41	0.00

Cumulative realized capital gain and loss position from 12/31/2014 for securities held in principal of account:

Short Term: 0.00 * Long Term: 0.00 *

* The above gain and loss position does not include transactions where tax cost information is incomplete or unavailable.

Cash and securities set forth on this Account Statement are held by The Bank of New York Mellon, an affiliate of The Bank of New York Mellon Trust Company, N.A. In addition, The Bank of New York Mellon Trust Company, N.A. may utilize subsidiaries and affiliates to provide services and certain products to the Account. Subsidiaries and affiliates may be compensated for their services and products.

The value of securities set forth on this Account Statement are obtained by The Bank of New York Mellon Trust Company, N.A., from its affiliate, The Bank of New York Mellon which determines such values for Corporate Trust on the basis of market prices and information obtained by The Bank of New York Mellon from unaffiliated third parties (including independent pricing vendors) ("third party pricing services"). The Bank of New York Mellon has not verified such market values or information and makes no assurances as to the accuracy or correctness of such market values or information or that the market values set forth on this Account Statement reflect the value of the securities that can be realized upon the sale of such securities. In addition, the market values for the securities set forth in this Account Statement may differ from the market prices and information for the same securities used by other business units of The Bank of New York Mellon Trust Company, N.A., The Bank of New York Mellon or their respective subsidiaries or affiliates based upon market prices and information received from other third party pricing services utilized by such other business units. Corporate Trust does not compare its market values with those used by, or reconcile different market values used by, other business units of The Bank of New York Mellon Trust Company, N.A., The Bank of New York Mellon or their respective subsidiaries or affiliates. Neither The Bank of New York Mellon Trust Company, N.A. nor The Bank of New York Mellon shall be liable for any loss, damage or expense incurred as a result of or arising from or related to the market values or information provided by third party pricing services or the differences in market prices or information provided by other third party pricing services.

9 0000 m 1 PD3 s 52,452

This Page Intentionally Blank



BNY MELLON

The Bank of New York Mellon Trust Company, N.A.

KENT COUNTY WATER AUTHORITY
ATTN: FINANCE DIRECTOR
1072 MAIN STREET
WEST WARWICK, RI 02893-3724

Account Statement

Statement Period 08/01/2015 Through 08/31/2015

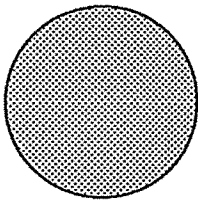
Account 112603
KCWA GEN REN & REP RESV ACCT

CLIENT SERVICE MANAGER: SUSAN CALISE
135 SANTILLI HIGHWAY AIM: 026-0018
EVERETT, MA 02149
617-382-5217
SUSAN.CALISE@BNYMELLON.COM

Go Paperless. Securely access your account online to view your statements. Ask your BNY Mellon contact how we can help you access your accounts, enter your own transactions or submit an audit confirmation online. Also be sure to ask how Connect(SM), our new web-based, single sign-on platform can help you go paperless.

Visit us at www.bnymellon.com

Account Overview



Percent of all Investments	Asset Classification	Market Value
100%	CASH AND SHORT TERM	1,350,587.85
100%	TOTAL OF ALL INVESTMENTS	1,350,587.85

Summary of Assets Held

Asset Classification	Market Value	Cost	Accrued Income	Est Annual Income	Market Yield
CASH AND SHORT TERM	1,350,587.85	1,350,587.85	0.00	0.00	0.00%
ACCOUNT TOTALS	1,350,587.85	1,350,587.85	0.00	0.00	0.00%

Summary of Cash Transactions

Transaction Category	Current Period			Year-to-Date	
	Income	Principal	Realized Gains/Losses	Income	Principal
OPENING BALANCE	0.00	0.00		0.00	0.00
DIVIDENDS	11.47	0.00	0.00	87.32	0.00
OTHER CASH ADDITIONS	0.00	11.47	0.00	2.59	3,793.64
OTHER CASH DISBURSEMENTS	11.47 -	0.00	0.00	89.91 -	0.00
PURCHASES	0.00	11.47 -	0.00	0.00	3,793.64 -
CLOSING BALANCE	0.00	0.00	0.00	0.00	0.00

The above cash transactions summary is provided for information purposes only and may not reflect actual taxable income or deductible expenses as reportable under the Internal Revenue Code.

000206 XBNMTR-401 005/13

c
0000
m
1 P03 s 94453



BNY MELLON

The Bank of New York Mellon Trust Company, N.A.

Statement Period 08/01/2015 Through 08/31/2015

Account 112603

KCWA GEN REN & REP RESV ACCT

Statement of Assets Held

Table with columns: Shares / Par Value, Asset Description, Market Price Average Cost, Market Value Cost, Accrued Income Est Annual Income, Market Yield. Rows include CASH AND SHORT TERM and ACCOUNT TOTALS.

Statement of Transactions

Table with columns: Transaction Date, Transaction Description, Income, Principal, Cost, Realized Gains/Losses. Rows include OPENING BALANCE, Dividend, Cash Credit, Cash Debit, and CLOSING BALANCE.

Cumulative realized capital gain and loss position from 12/31/2014 for securities held in principal of account:

Short Term: 0.00 * Long Term: 0.00 *

* The above gain and loss position does not include transactions where tax cost information is incomplete or unavailable.

Cash and securities set forth on this Account Statement are held by The Bank of New York Mellon, an affiliate of The Bank of New York Mellon Trust Company, N.A. In addition, The Bank of New York Mellon Trust Company, N.A. may utilize subsidiaries and affiliates to provide services and certain products to the Account.

The value of securities set forth on this Account Statement are obtained by The Bank of New York Mellon Trust Company, N.A., from its affiliate, The Bank of New York Mellon which determines such values for Corporate Trust on the basis of market prices and information obtained by The Bank of New York Mellon from unaffiliated third parties (including independent pricing vendors) ("third party pricing services").

0 0000 m 1 PDS s 94453



BNY MELLON

The Bank of New York Mellon Trust Company, N.A.

KENT COUNTY WATER AUTHORITY
ATTN: FINANCE DIRECTOR
1072 MAIN STREET
WEST WARWICK, RI 02893-3724

Account Statement

Statement Period 08/01/2015 Through 08/31/2015

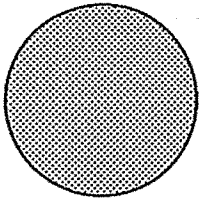
Account 112604
KCWA GEN RENEWAL AND REPLACEMENT AC

CLIENT SERVICE MANAGER: SUSAN CALISE
135 SANTILLI HIGHWAY AIM: 026-0018
EVERETT, MA 02149
617-382-5217
SUSAN.CALISE@BNYMELLON.COM

Go Paperless. Securely access your account online to view your statements. Ask your BNY Mellon contact how we can help you access your accounts, enter your own transactions or submit an audit confirmation online. Also be sure to ask how Connect(SM), our new web-based, single sign-on platform can help you go paperless.

Visit us at www.bnymellon.com

Account Overview



Percent of all Investments	Asset Classification	Market Value
100%	CASH AND SHORT TERM	47,384.81
100%	TOTAL OF ALL INVESTMENTS	47,384.81

Summary of Assets Held

Asset Classification	Market Value	Cost	Accrued Income	Est Annual Income	Market Yield
CASH AND SHORT TERM	47,384.81	47,384.81	0.00	0.00	0.00%
ACCOUNT TOTALS	47,384.81	47,384.81	0.00	0.00	0.00%

Summary of Cash Transactions

Transaction Category	Current Period			Year-to-Date	
	Income	Principal	Realized Gains/Losses	Income	Principal
OPENING BALANCE	0.00	0.00		0.00	0.00
DIVIDENDS	0.32	0.00	0.00	6.21	0.00
SALES AND REDEMPTIONS	0.00	0.00	0.00	0.00	315,572.56
OTHER CASH ADDITIONS	0.00	0.32	0.00	0.57	58,340.09
OTHER CASH DISBURSEMENTS	0.32 -	0.00	0.00	6.78 -	323,905.89 -
PURCHASES	0.00	0.32 -	0.00	0.00	50,006.76 -
CLOSING BALANCE	0.00	0.00	0.00	0.00	0.00

The above cash transactions summary is provided for information purposes only and may not reflect actual taxable income or deductible expenses as reportable under the Internal Revenue Code.

000266 XBNEF401 005714

00000
m
1P03 s 94454



BNY MELLON

The Bank of New York Mellon Trust Company, N.A.

Statement Period 08/01/2015 Through 08/31/2015

Account 112604

KCWA GEN RENEWAL AND REPLACEMENT AC

Statement of Assets Held

Shares / Par Value	Asset Description	Market Price Average Cost	Market Value Cost	Accrued Income Est Annual Income	Market Yield
CASH AND SHORT TERM					
47,384.810	FIDELITY INSTL MMKT GOVT 57 CUSIP: X9USDFIIN	1.00000 1.00000	47,384.81 47,384.81	0.00 0.00	0.00% 0.00%
Total CASH AND SHORT TERM			47,384.81	0.00	0.00%
ACCOUNT TOTALS			47,384.81	0.00	0.00%
Total Market Value Plus Total Accrued Income 47,384.81					

Statement of Transactions

Transaction Date	Transaction Description	Income	Principal	Cost	Realized Gains/Losses
08/01/15	OPENING BALANCE	0.00	0.00	47,384.49	
08/04/15	Dividend FIDELITY INSTL MMKT GOVT 57 TRADE DATE 08/04/15 SET/DATE 08/04/15 CUSIP X9USDFIIN 0.32 SHARES	0.32	0.00	0.00	0.00
08/04/15	Cash Credit CW00005527: SWP FRM 1126048401	0.00	0.32	0.00	0.00
08/04/15	Cash Debit CW00005527: SWP TO 1126048400	0.32	0.00	0.00	0.00
08/04/15	DAILY ENDING BALANCE	0.00	0.32	47,384.49	0.00
08/05/15	Purchase FIDELITY INSTL MMKT GOVT 57 TRADE DATE 08/05/15 SET/DATE 08/05/15 CUSIP X9USDFIIN 0.32 SHARES	0.00	0.32	0.32	0.00
08/05/15	DAILY ENDING BALANCE	0.00	0.00	47,384.81	0.00
08/31/15	CLOSING BALANCE	0.00	0.00	47,384.81	0.00

Cumulative realized capital gain and loss position from 12/31/2014 for securities held in principal of account:

Short Term: 0.00 * Long Term: 0.00 *

* The above gain and loss position does not include transactions where tax cost information is incomplete or unavailable.

Cash and securities set forth on this Account Statement are held by The Bank of New York Mellon, an affiliate of The Bank of New York Mellon Trust Company, N.A. In addition, The Bank of New York Mellon Trust Company, N.A. may utilize subsidiaries and affiliates to provide services and certain products to the Account. Subsidiaries and affiliates may be compensated for their services and products.

The value of securities set forth on this Account Statement are obtained by The Bank of New York Mellon Trust Company, N.A., from its affiliate, The Bank of New York Mellon which determines such values for Corporate Trust on the basis of market prices and information obtained by The Bank of New York Mellon from unaffiliated third parties (including independent pricing vendors) ("third party pricing services"). The Bank of New York Mellon has not verified such market values or information and makes no assurances as to the accuracy or correctness of such market values or information or that the market values set forth on this Account Statement reflect the value of the securities that can be realized upon the sale of such securities. In addition, the market values for the securities set forth in this Account Statement may differ from the market prices and information for the same securities used by other business units of The Bank of New York Mellon Trust Company, N.A., The Bank of New York Mellon or their respective subsidiaries or affiliates based upon market prices and information received from other third party pricing services utilized by such other business units. Corporate Trust does not compare its market values with those used by, or reconcile different market values used by, other business units of The Bank of New York Mellon Trust Company, N.A., The Bank of New York Mellon or their respective subsidiaries or affiliates. Neither The Bank of New York Mellon Trust Company, N.A. nor The Bank of New York Mellon shall be liable for any loss, damage or expense incurred as a result of or arising from or related to the market values or information provided by third party pricing services or the differences in market prices or information provided by other third party pricing services.



BNY MELLON

The Bank of New York Mellon Trust Company, N.A.

KENT COUNTY WATER AUTHORITY
ATTN: FINANCE DIRECTOR
1072 MAIN STREET
WEST WARWICK, RI 02893-3724

Account Statement

Statement Period 08/01/2015 Through 08/31/2015

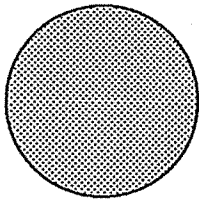
Account 112605
KCWA INFRASTRUCTURE ACCT

CLIENT SERVICE MANAGER: SUSAN CALISE
135 SANTILLI HIGHWAY AIM: 026-0018
EVERETT, MA 02149
617-382-5217
SUSAN.CALISE@BNYMELLON.COM

Go Paperless. Securely access your account online to view your statements. Ask your BNY Mellon contact how we can help you access your accounts, enter your own transactions or submit an audit confirmation online. Also be sure to ask how Connect(SM), our new web-based, single sign-on platform can help you go paperless.

Visit us at www.bnymellon.com

Account Overview



Percent of all Investments	Asset Classification	Market Value
100%	CASH AND SHORT TERM	6,405,961.15
100%	TOTAL OF ALL INVESTMENTS	6,405,961.15

Summary of Assets Held

Asset Classification	Market Value	Cost	Accrued Income	Est Annual Income	Market Yield
CASH AND SHORT TERM	6,405,961.15	6,405,961.15	0.00	0.00	0.00%
ACCOUNT TOTALS	6,405,961.15	6,405,961.15	0.00	0.00	0.00%

Summary of Cash Transactions

Transaction Category	Current Period			Year-to-Date	
	Income	Principal	Realized Gains/Losses	Income	Principal
OPENING BALANCE	0.00	0.00		0.00	0.00
DIVIDENDS	58.90	0.00	0.00	466.39	0.00
SALES AND REDEMPTIONS	0.00	929,431.95	0.00	0.00	3,916,192.94
OTHER CASH ADDITIONS	0.00	58.90	0.00	13.35	3,150,479.74
OTHER CASH DISBURSEMENTS	58.90 -	929,490.85 -	0.00	479.74 -	3,916,251.84 -
PURCHASES	0.00	0.00	0.00	0.00	3,150,420.84 -
CLOSING BALANCE	0.00	0.00	0.00	0.00	0.00

The above cash transactions summary is provided for information purposes only and may not reflect actual taxable income or deductible expenses as reportable under the Internal Revenue Code.

0 9.0000 M 1 P03 S 94.455

000266 XBNEF401 005715