



**BNY MELLON**

The Bank of New York Mellon Trust Company, N.A.

Statement Period 07/01/2016 Through 07/31/2016

Account 667675

KCWA RENEWAL/REPLACEMENT A/C (PUC-2)

### Statement of Assets Held

Shares / Par Value	Asset Description	Market Price Average Cost	Market Value Cost	Accrued Income Est Annual Income	Market Yield
<b>CASH AND SHORT TERM</b>					
	CASH BALANCE	0.00000	1,183,263.43	0.00	0.00%
		0.00000	1,183,263.43	0.00	
<b>Total CASH AND SHORT TERM</b>			<b>1,183,263.43</b>	<b>0.00</b>	<b>0.00%</b>
			1,183,263.43	0.00	
<b>ACCOUNT TOTALS</b>			<b>1,183,263.43</b>	<b>0.00</b>	<b>0.00%</b>
			1,183,263.43	0.00	
Total Market Value Plus Total Accrued Income 1,183,263.43					

### Statement of Transactions

Transaction Date	Transaction Description	Income	Principal	Cost	Realized Gains/Losses
07/01/16	OPENING BALANCE	0.00	1,044,901.43	0.00	
07/29/16	Cash Credit CREDIT FROM REVENUE FUND TO R AND R PUC 2004 FUND FOR MONTHLY FLOW OF FUNDS	0.00	93,000.00	0.00	0.00
07/29/16	Cash Credit CREDIT FROM REVENUE FUND TO R AND R PUC 2012 FUND FOR MONTHLY FLOW OF FUNDS	0.00	45,362.00	0.00	0.00
07/29/16	DAILY ENDING BALANCE	0.00	1,183,263.43	0.00	0.00
07/31/16	CLOSING BALANCE	0.00	1,183,263.43	0.00	0.00

Cumulative realized capital gain and loss position from 12/31/2015 for securities held in principal of account:

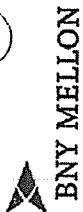
Short Term: 0.00 \* Long Term: 0.00 \*

\* The above gain and loss position does not include transactions where tax cost information is incomplete or unavailable.

Cash and securities set forth on this Account Statement are held by The Bank of New York Mellon, an affiliate of The Bank of New York Mellon Trust Company, N.A. In addition, The Bank of New York Mellon Trust Company, N.A. may utilize subsidiaries and affiliates to provide services and certain products to the Account. Subsidiaries and affiliates may be compensated for their services and products.

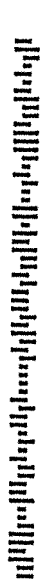
The value of securities set forth on this Account Statement are obtained by The Bank of New York Mellon Trust Company, N.A., from its affiliate, The Bank of New York Mellon which determines such values for Corporate Trust on the basis of market prices and information obtained by The Bank of New York Mellon from unaffiliated third parties (including independent pricing vendors) ("third party pricing services"). The Bank of New York Mellon has not verified such market values or information and makes no assurances as to the accuracy or correctness of such market values or information or that the market values set forth on this Account Statement reflect the value of the securities that can be realized upon the sale of such securities. In addition, the market values for the securities set forth in this Account Statement may differ from the market prices and information for the same securities used by other business units of The Bank of New York Mellon Trust Company, N.A., The Bank of New York Mellon or their respective subsidiaries or affiliates based upon market prices and information received from other third party pricing services utilized by such other business units. Corporate Trust does not compare its market values with those used by, or reconcile different market values used by, other business units of The Bank of New York Mellon Trust Company, N.A., The Bank of New York Mellon or their respective subsidiaries or affiliates. Neither The Bank of New York Mellon Trust Company, N.A. nor The Bank of New York Mellon shall be liable for any loss, damage or expense incurred as a result of or arising from or related to the market values or information provided by third party pricing services or the differences in market prices or information provided by other third party pricing services.

40000  
E  
PDS s 92514



July 31, 2016



  
 00008366 02 MB 0.416 02 TR 00041 XBNE402 000000  
 KENT COUNTY WATER AUTHORITY  
 ATTN: FINANCE DIRECTOR  
 1072 MAIN STREET  
 WEST WARWICK, RI 02893

### Envelope Contents

Account Information	Number of Pages	Starting Page Number	Account Information	Number of Pages	Starting Page Number
KCWA SER 2012 DSR FUND 853023	2	1 of 10			
KCWA SER 2012 DEBT SERVICE FD 853024	4	3 of 10			
KCWA SER 2012 PJCT FD COI AC 853025	2	7 of 10			
KCWA DEBT SERVICE SAVINGS CIP 853026	2	9 of 10			

*This Page Intentionally Blank*



**BNY MELLON**

The Bank of New York Mellon Trust Company, N.A.

KENT COUNTY WATER AUTHORITY  
ATTN: FINANCE DIRECTOR  
1072 MAIN STREET  
WEST WARWICK, RI 02893

### Account Statement

Statement Period 07/01/2016 Through 07/31/2016

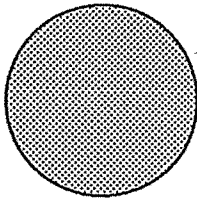
Account 853023  
KENT COUNTY WATER AUTHORITY GENERAL  
REFUNDING REVENUE BONDS 2012 SERIES A  
(853023)

CLIENT SERVICE MANAGER: SUSAN CALISE  
135 SANTILLI HIGHWAY AIM: 026-0018  
EVERETT, MA 02149  
617-382-5217  
SUSAN.CALISE@BNYMELLON.COM

Go Paperless. Securely access your account online to view your statements. Ask your BNY Mellon contact how we can help you access your accounts, enter your own transactions or submit an audit confirmation online. Also be sure to ask how Connect(SM), our new web-based, single sign-on platform can help you go paperless.

Visit us at [www.bnymellon.com](http://www.bnymellon.com)

### Account Overview



Percent of all Investments	Asset Classification	Market Value
100%	CASH AND SHORT TERM	1,801,347.23
100%	TOTAL OF ALL INVESTMENTS	1,801,347.23

### Summary of Assets Held

Asset Classification	Market Value	Cost	Accrued Income	Est Annual Income	Market Yield
CASH AND SHORT TERM	1,801,347.23	1,801,347.23	0.00	0.00	0.00%
ACCOUNT TOTALS	1,801,347.23	1,801,347.23	0.00	0.00	0.00%

### Summary of Cash Transactions

Transaction Category	Current Period			Year-to-Date	
	Income	Principal	Realized Gains/Losses	Income	Principal
OPENING BALANCE	0.00	0.00		0.00	0.00
DIVIDENDS	380.86	0.00	0.00	2,071.64	0.00
PURCHASES	380.86 -	0.00	0.00	2,071.64 -	0.00
CLOSING BALANCE	0.00	0.00	0.00	0.00	0.00

The above cash transactions summary is provided for information purposes only and may not reflect actual taxable income or deductible expenses as reportable under the Internal Revenue Code.

008366 XBNEID402 00-4360

c 90000 m 1 PDS s 92516





**BNY MELLON**

The Bank of New York Mellon Trust Company, N.A.

Statement Period 07/01/2016 Through 07/31/2016

Account 853023

KCWA SER 2012 DSR FUND

**Statement of Assets Held**

Shares / Par Value	Asset Description	Market Price Average Cost	Market Value Cost	Accrued Income Est Annual Income	Market Yield
<b>CASH AND SHORT TERM</b>					
2,251.040	FIDELITY INVST MMKT GOVT 57 CUSIP: X9USDFIIN	1.00000	2,251.04	0.00	0.00%
		1.00000	2,251.04	0.00	
1,799,096.190	FIDELITY INVST MMKT GOVT 57 CUSIP: X9USDFIIN	1.00000	1,799,096.19	0.00	0.00%
		1.00000	1,799,096.19	0.00	
<b>Total CASH AND SHORT TERM</b>			<b>1,801,347.23</b>	<b>0.00</b>	<b>0.00%</b>
			<b>1,801,347.23</b>	<b>0.00</b>	
<b>ACCOUNT TOTALS</b>			<b>1,801,347.23</b>	<b>0.00</b>	<b>0.00%</b>
			<b>1,801,347.23</b>	<b>0.00</b>	
Total Market Value Plus Total Accrued Income 1,801,347.23					

**Statement of Transactions**

Transaction Date	Transaction Description	Income	Principal	Cost	Realized Gains/Losses
07/01/16	OPENING BALANCE	0.00	0.00	1,800,966.37	
07/05/16	Purchase FIDELITY INVST MMKT GOVT 57 TRADE DATE 07/05/16 SET/DATE 07/05/16 CUSIP X9USDFIIN 380.86 SHARES	380.86 -	0.00	380.86	0.00
07/05/16	Dividend FIDELITY INVST MMKT GOVT 57 TRADE DATE 07/05/16 SET/DATE 07/05/16 CUSIP X9USDFIIN 380.86 SHARES	380.86	0.00	0.00	0.00
07/05/16	DAILY ENDING BALANCE	0.00	0.00	1,801,347.23	0.00
07/31/16	CLOSING BALANCE	0.00	0.00	1,801,347.23	0.00

Cumulative realized capital gain and loss position from 12/31/2015 for securities held in principal of account:

Short Term: 0.00 \* Long Term: 0.00 \*

\* The above gain and loss position does not include transactions where tax cost information is incomplete or unavailable.

Cash and securities set forth on this Account Statement are held by The Bank of New York Mellon, an affiliate of The Bank of New York Mellon Trust Company, N.A. In addition, The Bank of New York Mellon Trust Company, N.A. may utilize subsidiaries and affiliates to provide services and certain products to the Account. Subsidiaries and affiliates may be compensated for their services and products.

The value of securities set forth on this Account Statement are obtained by The Bank of New York Mellon Trust Company, N.A., from its affiliate, The Bank of New York Mellon which determines such values for Corporate Trust on the basis of market prices and information obtained by The Bank of New York Mellon from unaffiliated third parties (including independent pricing vendors) ("third party pricing services"). The Bank of New York Mellon has not verified such market values or information and makes no assurances as to the accuracy or correctness of such market values or information or that the market values set forth on this Account Statement reflect the value of the securities that can be realized upon the sale of such securities. In addition, the market values for the securities set forth in this Account Statement may differ from the market prices and information for the same securities used by other business units of The Bank of New York Mellon Trust Company, N.A., The Bank of New York Mellon or their respective subsidiaries or affiliates based upon market prices and information received from other third party pricing services utilized by such other business units. Corporate Trust does not compare its market values with those used by, or reconcile different market values used by, other business units of The Bank of New York Mellon Trust Company, N.A., The Bank of New York Mellon or their respective subsidiaries or affiliates. Neither The Bank of New York Mellon Trust Company, N.A. nor The Bank of New York Mellon shall be liable for any loss, damage or expense incurred as a result of or arising from or related to the market values or information provided by third party pricing services or the differences in market prices or information provided by other third party pricing services.

9 0000 m . 923 S 92516



**BNY MELLON**

The Bank of New York Mellon Trust Company, N.A.

KENT COUNTY WATER AUTHORITY  
ATTN: FINANCE DIRECTOR  
1072 MAIN STREET  
WEST WARWICK, RI 02893

### Account Statement

Statement Period 07/01/2016 Through 07/31/2016

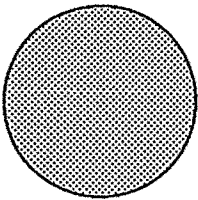
Account 853024  
KENT COUNTY WATER AUTHORITY GENERAL  
REFUNDING REVENUE BONDS 2012 SERIES A  
(853024)

CLIENT SERVICE MANAGER: SUSAN CALISE  
135 SANTILLI HIGHWAY AIM: 026-0018  
EVERETT, MA 02149  
617-382-5217  
SUSAN.CALISE@BNYMELLON.COM

Go Paperless. Securely access your account online to view your statements. Ask your BNY Mellon contact how we can help you access your accounts, enter your own transactions or submit an audit confirmation online. Also be sure to ask how Connect(SM), our new web-based, single sign-on platform can help you go paperless.

Visit us at [www.bnymellon.com](http://www.bnymellon.com)

### Account Overview



Percent of all Investments	Asset Classification	Market Value
100%	CASH AND SHORT TERM	183,862.36
100%	TOTAL OF ALL INVESTMENTS	183,862.36

### Summary of Assets Held

Asset Classification	Market Value	Cost	Accrued Income	Est Annual Income	Market Yield
CASH AND SHORT TERM	183,862.36	183,862.36	0.00	0.00	0.00%
ACCOUNT TOTALS	183,862.36	183,862.36	0.00	0.00	0.00%

### Summary of Cash Transactions

Transaction Category	Current Period			Year-to-Date	
	Income	Principal	Realized Gains/Losses	Income	Principal
OPENING BALANCE	0.00	181,541.67		0.00	0.00
DIVIDENDS	354.85	0.00	0.00	1,466.70	0.00
SALES AND REDEMPTIONS	0.00	1,857,550.00	0.00	0.00	2,175,100.00
OTHER CASH ADDITIONS	0.00	181,541.67	0.00	0.00	1,270,025.00
OTHER CASH DISBURSEMENTS	0.00	1,857,550.00 -	0.00	0.00	2,177,666.69 -
PURCHASES	354.85 -	363,083.34 -	0.00	1,466.70 -	1,267,458.31 -
CLOSING BALANCE	0.00	0.00	0.00	0.00	0.00

The above cash transactions summary is provided for information purposes only and may not reflect actual taxable income or deductible expenses as reportable under the Internal Revenue Code.

008366 XBNE402 00-4361

9 0000 M 1 P03 S 92517



BNY MELLON

The Bank of New York Mellon Trust Company, N.A.

Statement Period 07/01/2016 Through 07/31/2016

Account 853024

KCWA SER 2012 DEBT SERVICE FD

Statement of Assets Held

Table with columns: Shares / Par Value, Asset Description, Market Price Average Cost, Market Value Cost, Accrued Income Est Annual Income, Market Yield. Rows include CASH AND SHORT TERM with sub-totals for FIDELITY INVST MMKT GOVT 57 and Total CASH AND SHORT TERM.

ACCOUNT TOTALS

Total Market Value Plus Total Accrued Income 183,862.36

Statement of Transactions

Table with columns: Transaction Date, Transaction Description, Income, Principal, Cost, Realized Gains/Losses. Rows include OPENING BALANCE, multiple PURCHASE and SALE transactions, DAILY ENDING BALANCE, and CLOSING BALANCE for 07/31/16.

Cumulative realized capital gain and loss position from 12/31/2015 for securities held in principal of account:

Short Term: 0.00 \* Long Term: 0.00 \*

\* The above gain and loss position does not include transactions where tax cost information is incomplete or unavailable.



**BNY MELLON**

The Bank of New York Mellon Trust Company, N.A.

Statement Period 07/01/2016 Through 07/31/2016

Account 853024

KCWA SER 2012 DEBT SERVICE FD

008366 XBINED402 004962

Cash and securities set forth on this Account Statement are held by The Bank of New York Mellon, an affiliate of The Bank of New York Mellon Trust Company, N.A. In addition, The Bank of New York Mellon Trust Company, N.A. may utilize subsidiaries and affiliates to provide services and certain products to the Account. Subsidiaries and affiliates may be compensated for their services and products.

The value of securities set forth on this Account Statement are obtained by The Bank of New York Mellon Trust Company, N.A., from its affiliate, The Bank of New York Mellon which determines such values for Corporate Trust on the basis of market prices and information obtained by The Bank of New York Mellon from unaffiliated third parties (including independent pricing vendors) ("third party pricing services"). The Bank of New York Mellon has not verified such market values or information and makes no assurances as to the accuracy or correctness of such market values or information or that the market values set forth on this Account Statement reflect the value of the securities that can be realized upon the sale of such securities. In addition, the market values for the securities set forth in this Account Statement may differ from the market prices and information for the same securities used by other business units of The Bank of New York Mellon Trust Company, N.A., The Bank of New York Mellon or their respective subsidiaries or affiliates based upon market prices and information received from other third party pricing services utilized by such other business units. Corporate Trust does not compare its market values with those used by, or reconcile different market values used by, other business units of The Bank of New York Mellon Trust Company, N.A., The Bank of New York Mellon or their respective subsidiaries or affiliates. Neither The Bank of New York Mellon Trust Company, N.A. nor The Bank of New York Mellon shall be liable for any loss, damage or expense incurred as a result of or arising from or related to the market values or information provided by third party pricing services or the differences in market prices or information provided by other third party pricing services.

c  
90000  
m  
1 PD3 s 92518

***This Page Intentionally Blank***

c  
9 0000  
m  
903 s 92518



**BNY MELLON**

The Bank of New York Mellon Trust Company, N.A.

KENT COUNTY WATER AUTHORITY  
ATTN: FINANCE DIRECTOR  
1072 MAIN STREET  
WEST WARWICK, RI 02893

### Account Statement

Statement Period 07/01/2016 Through 07/31/2016


Account 853025  
KENT COUNTY WATER AUTHORITY GENERAL  
REFUNDING REVENUE BONDS 2012 SERIES A  
(853025)

**CLIENT SERVICE MANAGER: SUSAN CALISE**  
135 SANTILLI HIGHWAY AIM: 026-0018  
EVERETT, MA 02149  
617-382-5217  
SUSAN.CALISE@BNYMELLON.COM

Go Paperless. Securely access your account online to view your statements. Ask your BNY Mellon contact how we can help you access your accounts, enter your own transactions or submit an audit confirmation online. Also be sure to ask how Connect(SM), our new web-based, single sign-on platform can help you go paperless.

Visit us at [www.bnymellon.com](http://www.bnymellon.com)

### Account Overview



Percent of all Investments	Asset Classification	Market Value
100%	CASH AND SHORT TERM	999,020.91
100%	TOTAL OF ALL INVESTMENTS	999,020.91

### Summary of Assets Held

Asset Classification	Market Value	Cost	Accrued Income	Est Annual Income	Market Yield
CASH AND SHORT TERM	999,020.91	999,020.91	0.00	0.00	0.00%
<b>ACCOUNT TOTALS</b>	<b>999,020.91</b>	<b>999,020.91</b>	<b>0.00</b>	<b>0.00</b>	<b>0.00%</b>

### Summary of Cash Transactions

Transaction Category	Current Period			Year-to-Date	
	Income	Principal	Realized Gains/Losses	Income	Principal
OPENING BALANCE	0.00	0.00		0.00	0.00
DIVIDENDS	213.38	0.00	0.00	1,160.95	0.00
SALES AND REDEMPTIONS	0.00	0.00	0.00	0.00	10,519.86
OTHER CASH DISBURSEMENTS	0.00	0.00	0.00	0.00	10,519.86
PURCHASES	213.38	0.00	0.00	1,160.95	0.00
<b>CLOSING BALANCE</b>	<b>0.00</b>	<b>0.00</b>	<b>0.00</b>	<b>0.00</b>	<b>0.00</b>

The above cash transactions summary is provided for information purposes only and may not reflect actual taxable income or deductible expenses as reportable under the Internal Revenue Code.

006366 XBNED402 004368

9 0000 M 1 P03 S 92 519



**BNY MELLON**

The Bank of New York Mellon Trust Company, N.A.

Statement Period 07/01/2016 Through 07/31/2016

Account 853025

KCWA SER 2012 PJCT FD COI AC

### Statement of Assets Held

Shares / Par Value	Asset Description	Market Price Average Cost	Market Value Cost	Accrued Income Est Annual Income	Market Yield
<b>CASH AND SHORT TERM</b>					
1,287.990	FIDELITY INVST MMKT GOVT 57	1.00000	1,287.99	0.00	0.00%
	CUSIP: X9USDFIIN	1.00000	1,287.99	0.00	
997,732.920	FIDELITY INVST MMKT GOVT 57	1.00000	997,732.92	0.00	0.00%
	CUSIP: X9USDFIIN	1.00000	997,732.92	0.00	
<b>Total CASH AND SHORT TERM</b>			<b>999,020.91</b>	<b>0.00</b>	<b>0.00%</b>
			<b>999,020.91</b>	<b>0.00</b>	<b>0.00%</b>
<b>ACCOUNT TOTALS</b>					
			<b>999,020.91</b>	<b>0.00</b>	<b>0.00%</b>
Total Market Value Plus Total Accrued Income			999,020.91	0.00	

### Statement of Transactions

Transaction Date	Transaction Description	Income	Principal	Cost	Realized Gains/Losses
07/01/16	OPENING BALANCE	0.00	0.00	998,807.53	
07/05/16	Purchase FIDELITY INVST MMKT GOVT 57 TRADE DATE 07/05/16 SET/DATE 07/05/16 CUSIP X9USDFIIN 213.38 SHARES	213.38 -	0.00	213.38	0.00
07/05/16	Dividend FIDELITY INVST MMKT GOVT 57 TRADE DATE 07/05/16 SET/DATE 07/05/16 CUSIP X9USDFIIN 213.38 SHARES	213.38	0.00	0.00	0.00
07/05/16	DAILY ENDING BALANCE	0.00	0.00	999,020.91	0.00
07/31/16	CLOSING BALANCE	0.00	0.00	999,020.91	0.00

Cumulative realized capital gain and loss position from 12/31/2015 for securities held in principal of account:

Short Term: 0.00 \* Long Term: 0.00 \*

\* The above gain and loss position does not include transactions where tax cost information is incomplete or unavailable.

Cash and securities set forth on this Account Statement are held by The Bank of New York Mellon, an affiliate of The Bank of New York Mellon Trust Company, N.A. In addition, The Bank of New York Mellon Trust Company, N.A. may utilize subsidiaries and affiliates to provide services and certain products to the Account. Subsidiaries and affiliates may be compensated for their services and products.

The value of securities set forth on this Account Statement are obtained by The Bank of New York Mellon Trust Company, N.A., from its affiliate, The Bank of New York Mellon which determines such values for Corporate Trust on the basis of market prices and information obtained by The Bank of New York Mellon from unaffiliated third parties (including independent pricing vendors) ("third party pricing services"). The Bank of New York Mellon has not verified such market values or information and makes no assurances as to the accuracy or correctness of such market values or information or that the market values set forth on this Account Statement reflect the value of the securities that can be realized upon the sale of such securities. In addition, the market values for the securities set forth in this Account Statement may differ from the market prices and information for the same securities used by other business units of The Bank of New York Mellon Trust Company, N.A., The Bank of New York Mellon or their respective subsidiaries or affiliates based upon market prices and information received from other third party pricing services utilized by such other business units. Corporate Trust does not compare its market values with those used by, or reconcile different market values used by, other business units of The Bank of New York Mellon Trust Company, N.A., The Bank of New York Mellon or their respective subsidiaries or affiliates. Neither The Bank of New York Mellon Trust Company, N.A. nor The Bank of New York Mellon shall be liable for any loss, damage or expense incurred as a result of or arising from or related to the market values or information provided by third party pricing services or the differences in market prices or information provided by other third party pricing services.

0000  
1  
203 5 23 519



**BNY MELLON**

The Bank of New York Mellon Trust Company, N.A.

KENT COUNTY WATER AUTHORITY  
ATTN: FINANCE DIRECTOR  
1072 MAIN STREET  
WEST WARWICK, RI 02893

### Account Statement

Statement Period 07/01/2016 Through 07/31/2016

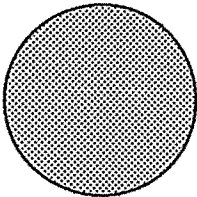
Account 853026  
KENT COUNTY WATER AUTHORITY GENERAL  
REFUNDING REVENUE BONDS DEBT SERVICE  
SAVINGS ACCOUNT FOR CIP

CLIENT SERVICE MANAGER: SUSAN CALISE  
135 SANTILLI HIGHWAY AIM: 026-0018  
EVERETT, MA 02149  
617-382-5217  
SUSAN.CALISE@BNYMELLON.COM

Go Paperless. Securely access your account online to view your statements. Ask your BNY Mellon contact how we can help you access your accounts, enter your own transactions or submit an audit confirmation online. Also be sure to ask how Connect(SM), our new web-based, single sign-on platform can help you go paperless.

Visit us at [www.bnymellon.com](http://www.bnymellon.com)

### Account Overview



Percent of all Investments	Asset Classification	Market Value
100%	CASH AND SHORT TERM	754.38
100%	TOTAL OF ALL INVESTMENTS	754.38

### Summary of Assets Held

Asset Classification	Market Value	Cost	Accrued Income	Est Annual Income	Market Yield
CASH AND SHORT TERM	754.38	754.38	0.00	0.00	0.00%
ACCOUNT TOTALS	754.38	754.38	0.00	0.00	0.00%

### Summary of Cash Transactions

Transaction Category	Current Period			Year-to-Date	
	Income	Principal	Realized Gains/Losses	Income	Principal
OPENING BALANCE	0.00	373.33		0.00	0.00
DIVIDENDS	381.05	0.00	0.00	2,004.27	0.00
SALES AND REDEMPTIONS	0.00	0.00	0.00	1,753.06	1,859,932.34
OTHER CASH ADDITIONS	0.00	0.00	0.00	0.00	228,563.06
OTHER CASH DISBURSEMENTS	0.00	0.00	0.00	1,753.06 -	1,861,312.07 -
PURCHASES	381.05 -	373.33 -	0.00	2,004.27 -	227,183.33 -
CLOSING BALANCE	0.00	0.00	0.00	0.00	0.00

The above cash transactions summary is provided for information purposes only and may not reflect actual taxable income or deductible expenses as reportable under the Internal Revenue Code.

008366 XBNEED402 004984

0 9.0000 M 1P03 S 92.520





**BNY MELLON**

The Bank of New York Mellon Trust Company, N.A.

Statement Period 07/01/2016 Through 07/31/2016

Account 853026

KCWA DEBT SERVICE SAVINGS CIP

### Statement of Assets Held

Shares / Par Value	Asset Description	Market Price Average Cost	Market Value Cost	Accrued Income Est Annual Income	Market Yield
<b>CASH AND SHORT TERM</b>					
381.050	FIDELITY INVST MMKT GOVT 57	1.00000	381.05	0.00	0.00%
	CUSIP: X9USDFIIN	1.00000	381.05	0.00	
373.330	FIDELITY INVST MMKT GOVT 57	1.00000	373.33	0.00	0.00%
	CUSIP: X9USDFIIN	1.00000	373.33	0.00	
<b>Total CASH AND SHORT TERM</b>			<b>754.38</b>	<b>0.00</b>	<b>0.00%</b>
			<b>754.38</b>	<b>0.00</b>	

### ACCOUNT TOTALS

Total Market Value Plus Total Accrued Income 754.38

### Statement of Transactions

Transaction Date	Transaction Description	Income	Principal	Cost	Realized Gains/Losses
07/01/16	OPENING BALANCE	0.00	373.33	0.00	
07/01/16	Purchase FIDELITY INVST MMKT GOVT 57 TRADE DATE 07/01/16 SET/DATE 07/01/16 CUSIP X9USDFIIN 373.33 SHARES	0.00	373.33 -	373.33	0.00
07/01/16	DAILY ENDING BALANCE	0.00	0.00	373.33	0.00
07/05/16	Purchase FIDELITY INVST MMKT GOVT 57 TRADE DATE 07/05/16 SET/DATE 07/05/16 CUSIP X9USDFIIN 381.05 SHARES	381.05 -	0.00	381.05	0.00
07/05/16	Dividend FIDELITY INVST MMKT GOVT 57 TRADE DATE 07/05/16 SET/DATE 07/05/16 CUSIP X9USDFIIN 381.05 SHARES	381.05	0.00	0.00	0.00
07/05/16	DAILY ENDING BALANCE	0.00	0.00	754.38	0.00
07/31/16	CLOSING BALANCE	0.00	0.00	754.38	0.00

Cumulative realized capital gain and loss position from 12/31/2015 for securities held in principal of account:

Short Term: 0.00 \* Long Term: 0.00 \*


\* The above gain and loss position does not include transactions where tax cost information is incomplete or unavailable.

Cash and securities set forth on this Account Statement are held by The Bank of New York Mellon, an affiliate of The Bank of New York Mellon Trust Company, N.A. In addition, The Bank of New York Mellon Trust Company, N.A. may utilize subsidiaries and affiliates to provide services and certain products to the Account. Subsidiaries and affiliates may be compensated for their services and products.

The value of securities set forth on this Account Statement are obtained by The Bank of New York Mellon Trust Company, N.A., from its affiliate, The Bank of New York Mellon which determines such values for Corporate Trust on the basis of market prices and information obtained by The Bank of New York Mellon from unaffiliated third parties (including independent pricing vendors) ("third party pricing services"). The Bank of New York Mellon has not verified such market values or information and makes no assurances as to the accuracy or correctness of such market values or information or that the market values set forth on this Account Statement reflect the value of the securities that can be realized upon the sale of such securities. In addition, the market values for the securities set forth in this Account Statement may differ from the market prices and information for the same securities used by other business units of The Bank of New York Mellon Trust Company, N.A., The Bank of New York Mellon or their respective subsidiaries or affiliates based upon market prices and information received from other third party pricing services utilized by such other business units. Corporate Trust does not compare its market values with those used by, or reconcile different market values used by, other business units of The Bank of New York Mellon Trust Company, N.A., The Bank of New York Mellon or their respective subsidiaries or affiliates. Neither The Bank of New York Mellon Trust Company, N.A. nor The Bank of New York Mellon shall be liable for any loss, damage or expense incurred as a result of or arising from or related to the market values or information provided by third party pricing services or the differences in market prices or information provided by other third party pricing services.



June 30, 2016



00000979 04 MB 1.377 04 TR 00017 XBNEF001 000000  
 KENT COUNTY WATER AUTHORITY  
 ATTN: FINANCE DIRECTOR  
 1072 MAIN STREET  
 WEST WARWICK, RI 02893-3724

### Envelope Contents

Account Information	Number of Pages	Starting Page Number	Account Information	Number of Pages	Starting Page Number
KCWA GENERAL REVENUE ACCOUNT 112600	4	1 of 32	KCWA DEBT SERVICE SAVINGS (2004) 112612	4	19 of 32
KCWA OPERATING REVENUE ALLOWANCE 112601	2	5 of 32	KCWA SER 2004A DEBT SERV RESRV 112613	2	23 of 32
KCWA GEN OP & MAINT ACCT 112602	2	7 of 32	KCWA RENEWAL/REPLACEMENT A/C (PUC-1) 667674	2	25 of 32
KCWA GEN REN & REP RESV ACCT 112603	2	9 of 32	KCWA RENEWAL/REPLACEMENT A/C (PUC-1) 667674	2	27 of 32
KCWA GEN RENEWAL AND REPLACEMENT AC 112604	2	11 of 32	KCWA RENEWAL/REPLACEMENT A/C (PUC-2) 667675	2	29 of 32
KCWA INFRASTRUCTURE ACCT 112605	4	13 of 32	KCWA RENEWAL/REPLACEMENT A/C (PUC-2) 667675	2	31 of 32
KCWA OPER & MAIN RESERVE ACCT 112606	2	17 of 32			

*This Page Intentionally Blank*



**BNY MELLON**

The Bank of New York Mellon Trust Company, N.A.

CITY COUNTY WATER AUTHORITY  
FINANCE DIRECTOR  
1072 MAIN STREET  
WEST WARWICK, RI 02893-3724

### Account Statement

Statement Period 06/01/2016 Through 06/30/2016

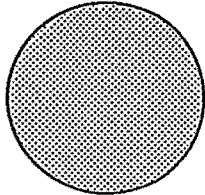
Account 112600  
KCWA GENERAL REVENUE ACCOUNT

CLIENT SERVICE MANAGER: SUSAN CALISE  
135 SANTILLI HIGHWAY AIM: 026-0018  
EVERETT, MA 02149  
617-382-5217  
SUSAN.CALISE@BNYMELLON.COM

Go Paperless. Securely access your account online to view your statements. Ask your BNY Mellon contact how we can help you access your accounts, enter your own transactions or submit an audit confirmation online. Also be sure to ask how Connect(SM), our new web-based, single sign-on platform can help you go paperless.

Visit us at [www.bnymellon.com](http://www.bnymellon.com)

### Account Overview



Percent of all Investments	Asset Classification	Market Value
100%	CASH AND SHORT TERM	1,222,015.82
100%	TOTAL OF ALL INVESTMENTS	1,222,015.82

### Summary of Assets Held

Classification	Market Value	Cost	Accrued Income	Est Annual Income	Market Yield
CASH AND SHORT TERM	1,222,015.82	1,222,015.82	0.00	0.00	0.00%
ACCOUNT TOTALS	1,222,015.82	1,222,015.82	0.00	0.00	0.00%

### Summary of Cash Transactions

Transaction Category	Current Period			Year-to-Date	
	Income	Principal	Realized Gains/Losses	Income	Principal
OPENING BALANCE	0.00	0.00		0.00	0.00
DIVIDENDS	228.63	0.00	0.00	1,317.51	0.00
SALES AND REDEMPTIONS	0.00	1,096,423.15	0.00	0.00	8,761,643.17
OTHER CASH ADDITIONS	0.00	2,220,052.51	0.00	0.00	11,699,559.90
OTHER CASH DISBURSEMENTS	228.63 -	1,914,589.66 -	0.00	1,317.51 -	11,696,031.62 -
PURCHASES	0.00	1,000,228.63 -	0.00	0.00	8,363,514.08 -
CLOSING BALANCE	0.00	401,657.37	0.00	0.00	401,657.37

The above cash transactions summary is provided for information purposes only and may not reflect actual taxable income or deductible expenses as reportable under the Internal Revenue Code.

00000001 1000000000 02/26/06

0  
0000  
M  
1 PD3 s 131.029



BNY MELLON

The Bank of New York Mellon Trust Company, N.A.

Statement Period 06/01/2016 Through 06/30/2016

Account 112600

KCWA GENERAL REVENUE ACCOUNT

### Statement of Assets Held

Shares / Par Value	Asset Description	Market Price Average Cost	Market Value Cost	Accrued Income Est Annual Income	Market Yield
<b>CASH AND SHORT TERM</b>					
820,358.450	FIDELITY INVST MMKT GOVT 57 CUSIP: X9USDFIIN	1.00000 1.00000	820,358.45 820,358.45	0.00 0.00	0.00%
	CASH BALANCE	0.00000 0.00000	401,657.37 401,657.37	0.00 0.00	0.00%
<b>Total CASH AND SHORT TERM</b>			<b>1,222,015.82</b> <b>1,222,015.82</b>	<b>0.00</b> <b>0.00</b>	<b>0.00%</b>

### ACCOUNT TOTALS

Total Market Value Plus Total Accrued Income 1,222,015.82

<b>1,222,015.82</b>	<b>0.00</b>	<b>0.00%</b>
<b>1,222,015.82</b>	<b>0.00</b>	

### Statement of Transactions

Transaction Date	Transaction Description	Income	Principal	Cost	Realized Gains/Losses
06/01/16	OPENING BALANCE	0.00	0.00	916,552.97	
06/02/16	Dividend FIDELITY INVST MMKT GOVT 57 TRADE DATE 06/02/16 SET/DATE 06/02/16 CUSIP X9USDFIIN 228.63 SHARES	228.63	0.00	0.00	0.00
06/02/16	Cash Credit CW00005523: SWP FRM 1126008401	0.00	228.63	0.00	0.00
06/02/16	Cash Debit CW00005523: SWP TO 1126008400	228.63 -	0.00	0.00	0.00
06/02/16	DAILY ENDING BALANCE	0.00	228.63	916,552.97	
06/03/16	Purchase FIDELITY INVST MMKT GOVT 57 TRADE DATE 06/03/16 SET/DATE 06/03/16 CUSIP X9USDFIIN 228.63 SHARES	0.00	228.63 -	228.63	0.00
06/03/16	DAILY ENDING BALANCE	0.00	0.00	916,781.60	0.00
06/08/16	Purchase FIDELITY INVST MMKT GOVT 57 TRADE DATE 06/08/16 SET/DATE 06/08/16 CUSIP X9USDFIIN 1,000,000.00 SHARES	0.00	1,000,000.00 -	1,000,000.00	0.00
06/08/16	Cash Credit ORD CUST:95690040 KENT COUNTY WATER CMDI 23 BROAD STREET WE ORD INST:WASHINGTON TRUST COMPANY WESTERLY, RHODE ISLAND DETAIL:KENT COUNTY WATER AUTHORITY/REC/ 000 IMA:20160608QMGFT005 001731 FTS:FDF1606081721700	0.00	Tran Dep + 1,000,000.00	0.00	0.00
06/08/16	DAILY ENDING BALANCE	0.00	0.00	1,916,781.60	0.00
06/13/16	Sale FIDELITY INVST MMKT GOVT 57 TRADE DATE 06/13/16 SET/DATE 06/13/16 CUSIP X9USDFIIN 900,000.00 SHARES	0.00	900,000.00	900,000.00 -	0.00
06/13/16	Cash Debit TRANSFER FROM GENERAL FUND TO O&M FUND F OR PARTIAL FUNDING OF APPROVED BUDGET	0.00	Tran to CK9 (900,000.00 -)	0.00	0.00
06/13/16	DAILY ENDING BALANCE	0.00	0.00	1,016,781.60	0.00
06/29/16	Cash Credit ORD CUST:95690040 KENT COUNTY WATER CMDI 23 BROAD STREET WE ORD INST:WASHINGTON TRUST COMPANY	0.00	Tran Dep + 818,166.51	0.00	



BNY MELLON

The Bank of New York Mellon Trust Company, N.A.

Statement Period 06/01/2016 Through 06/30/2016  
Account 112600  
KCWA GENERAL REVENUE ACCOUNT

Statement of Transactions - Continued

00009 / R ADVISER-001 0222007

Transaction Date	Transaction Description	Income	Principal	Cost	Realized Gains/Losses
06/29/16	WESTERLY, RHODE ISLAND DETAIL:KENT COUNTY WATER AUTHORITY/REC/ 000 IMA:20160629QMGFT001 002689 FTS:FDF1606292200900 DAILY ENDING BALANCE	0.00	818,166.51	1,016,781.60	0.00
06/30/16	Sale FIDELITY INVST MMKT GOVT 57 TRADE DATE 06/30/16 SET/DATE 06/30/16 CUSIP X9USDFIIN 196,423.15 SHARES	0.00	196,423.15	196,423.15	0.00
06/30/16	Cash Credit MONTH END TRANSFERS FOR DS <i>from CIP &amp; IFR</i>	0.00	+ 401,657.37	0.00	0.00
06/30/16	Cash Debit BANK OF NEW YORK MELLON 021000018 KCWA RENEWAL REPLACEMENT AC PUC IMMS/6676758400 CREDIT FROM REV FUND TO R AND R PUC 2004 FOR MONTHLY FLOW OF FUNDS	0.00	( 93,000.00 )	0.00	0.00
06/30/16	Cash Debit BANK OF NEW YORK MELLON 021000018 KCWA RENEWAL REPLACEMENT AC PUC 2 IMMS/6676758400 MONTH END TRANSFER FOR DS	0.00	( 212,048.00 ) ✓	0.00	0.00
06/30/16	Cash Debit TRANSFER FOR MONTH ENDS FLOW OF FUNDS	0.00	( 664,179.66 )	0.00	0.00
06/30/16	Cash Debit BANK OF NEW YORK MELLON 021000018 KCWA RENEWAL REPLACEMENT AC PUC IMMS/6676758400 CREDIT FROM REV FUND TO R AND R PUC 2012 FOR MONTHLY FLOW OF FUNDS	0.00	( 45,362.00 )	0.00	0.00
06/30/16	DAILY ENDING BALANCE	0.00	401,657.37	820,358.45	0.00
06/30/16	CLOSING BALANCE	0.00	401,657.37	820,358.45	0.00

Cumulative realized capital gain and loss position from 12/31/2015 for securities held in principal of account:

Short Term: 0.00 \* Long Term: 0.00 \*

\* The above gain and loss position does not include transactions where tax cost information is incomplete or unavailable.

*Handwritten notes:*  
Selling 2012  
212,048.00  
-----  
166,836.66

Cash and securities set forth on this Account Statement are held by The Bank of New York Mellon, an affiliate of The Bank of New York Mellon Trust Company, N.A. In addition, The Bank of New York Mellon Trust Company, N.A. may utilize subsidiaries and affiliates to provide services and certain products to the Account. Subsidiaries and affiliates may be compensated for their services and products.

The value of securities set forth on this Account Statement are obtained by The Bank of New York Mellon Trust Company, N.A., from its affiliate, The Bank of New York Mellon which determines such values for Corporate Trust on the basis of market prices and information obtained by The Bank of New York Mellon from unaffiliated third parties (including independent pricing vendors) ("third party pricing services"). The Bank of New York Mellon has not verified such market values or information and makes no assurances as to the accuracy or correctness of such market values or information or that the market values set forth on this Account Statement reflect the value of the securities that can be realized on the sale of such securities. In addition, the market values for the securities set forth in this Account Statement may differ from the market prices and information for the same securities used by other business units of The Bank of New York Mellon Trust Company, N.A., The Bank of New York Mellon or their respective subsidiaries or affiliates based upon market prices and information received from other third party pricing services utilized by such other business units. Corporate Trust does not compare its market values with those used by, or reconcile different market values used by, other business units of The Bank of New York Mellon Trust Company, N.A., The Bank of New York Mellon or their respective subsidiaries or affiliates. Neither The Bank of New York Mellon Trust Company, N.A. nor The Bank of New York Mellon shall be liable for any loss, damage or expense incurred as a result of or arising from or related to the market values or information provided by third party pricing services or the differences in market prices or information provided by other third party pricing services.

9 0000  
R  
1 PD3  
S 131.080

***This Page Intentionally Blank***



**BNY MELLON**

The Bank of New York Mellon Trust Company, N.A.

**WINDHAM COUNTY WATER AUTHORITY**  
ATTN: FINANCE DIRECTOR  
1072 MAIN STREET  
WEST WARWICK, RI 02893-3724

### Account Statement

Statement Period 06/01/2016 Through 06/30/2016


Account 112601  
KCWA OPERATING REVENUE ALLOWANCE

CLIENT SERVICE MANAGER: SUSAN CALISE  
135 SANTILLI HIGHWAY AIM: 026-0018  
EVERETT, MA 02149  
617-382-5217  
SUSAN.CALISE@BNYMELLON.COM

Go Paperless. Securely access your account online to view your statements. Ask your BNY Mellon contact how we can help you access your accounts, enter your own transactions or submit an audit confirmation online. Also be sure to ask how Connect(SM), our new web-based, single sign-on platform can help you go paperless.

Visit us at [www.bnymellon.com](http://www.bnymellon.com)

### Account Overview



Percent of all Investments	Asset Classification	Market Value
100%	CASH AND SHORT TERM	1,193,011.30
100%	TOTAL OF ALL INVESTMENTS	1,193,011.30

### Summary of Assets Held

Classification	Market Value	Cost	Accrued Income	Est Annual Income	Market Yield
CASH AND SHORT TERM	1,193,011.30	1,193,011.30	0.00	0.00	0.00%
ACCOUNT TOTALS	1,193,011.30	1,193,011.30	0.00	0.00	0.00%

### Summary of Cash Transactions

Transaction Category	Current Period			Year-to-Date	
	Income	Principal	Realized Gains/Losses	Income	Principal
OPENING BALANCE	0.00	0.00		0.00	0.00
DIVIDENDS	235.22	0.00	0.00	1,089.50	0.00
SALES AND REDEMPTIONS	0.00	0.00	0.00	0.00	607,077.00
OTHER CASH ADDITIONS	0.00	24,539.88	0.00	0.00	146,917.46
OTHER CASH DISBURSEMENTS	235.22 -	0.00	0.00	1,089.50 -	607,077.00 -
PURCHASES	0.00	235.22 -	0.00	0.00	122,612.80 -
CLOSING BALANCE	0.00	24,304.66	0.00	0.00	24,304.66

The above cash transactions summary is provided for information purposes only and may not reflect actual taxable income or deductible expenses as reportable under the Internal Revenue Code.

BNY/AM/EVERETT/01/12/2016

0 0000 m 1 PD3 s 131.081





BNY MELLON

The Bank of New York Mellon Trust Company, N.A.

Statement Period 06/01/2016 Through 06/30/2016  
Account 112601  
KCWA OPERATING REVENUE ALLOWANCE

Statement of Assets Held

Shares / Per Value	Asset Description	Market Price Average Cost	Market Value Cost	Accrued Income Est Annual Income	Market Yield
<b>CASH AND SHORT TERM</b>					
1,168,706.640	FIDELITY INVST MMKT GOVT 57 CUSIP: X9USDFIIN	1.00000 1.00000	1,168,706.64 1,168,706.64	0.00 0.00	0.00%
	CASH BALANCE	0.00000 0.00000	24,304.66 24,304.66	0.00 0.00	0.00%
<b>Total CASH AND SHORT TERM</b>			<b>1,193,011.30</b> <b>1,193,011.30</b>	<b>0.00</b> <b>0.00</b>	<b>0.00%</b>

ACCOUNT TOTALS

1,193,011.30  
1,193,011.30  
0.00  
0.00

Total Market Value Plus Total Accrued Income 1,193,011.30

Statement of Transactions

Transaction Date	Transaction Description	Income	Principal	Cost	Realized Gains/Losses
06/01/16	OPENING BALANCE	0.00	0.00	1,168,471.42	
06/02/16	Dividend FIDELITY INVST MMKT GOVT 57 TRADE DATE 06/02/16 SET/DATE 06/02/16 CUSIP X9USDFIIN 235.22 SHARES	235.22	0.00	0.00	0.00
06/02/16	Cash Credit CW00005524: SWP FRM 1126018401	0.00	235.22	0.00	0.00
06/02/16	Cash Debit CW00005524: SWP TO 1126018401	235.22 -	0.00	0.00	0.00
06/02/16	DAILY ENDING BALANCE	0.00	235.22	1,168,471.42	
06/03/16	Purchase FIDELITY INVST MMKT GOVT 57 TRADE DATE 06/03/16 SET/DATE 06/03/16 CUSIP X9USDFIIN 235.22 SHARES	0.00	235.22 -	235.22	0.00
06/03/16	DAILY ENDING BALANCE	0.00	0.00	1,168,706.64	0.00
06/30/16	Cash Credit CREDIT FROM REVENUE FUND TO OPERATING FU ND FOR MONTHLY FLOW OF FUNDS	0.00	24,304.66	0.00	0.00
06/30/16	DAILY ENDING BALANCE	0.00	24,304.66	1,168,706.64	0.00
06/30/16	CLOSING BALANCE	0.00	24,304.66	1,168,706.64	0.00

Cumulative realized capital gain and loss position from 12/31/2015 for securities held in principal of account:

Short Term: 0.00 \* Long Term: 0.00 \*

\* The above gain and loss position does not include transactions where tax cost information is incomplete or unavailable.

Cash and securities set forth on this Account Statement are held by The Bank of New York Mellon, an affiliate of The Bank of New York Mellon Trust Company, N.A. In addition, The Bank of New York Mellon Trust Company, N.A. may utilize subsidiaries and affiliates to provide services and certain products to the Account. Subsidiaries and affiliates may be compensated for their services and products.

The value of securities set forth on this Account Statement are obtained by The Bank of New York Mellon Trust Company, N.A., from its affiliate, The Bank of New York Mellon which determines such values for Corporate Trust on the basis of market prices and information obtained by The Bank of New York Mellon from unaffiliated third parties (including independent pricing vendors) ("third party pricing services"). The Bank of New York Mellon has not verified such market values or information and makes no assurances as to the accuracy or correctness of such market values or information or that the market values set forth on this Account Statement reflect the value of the securities that can be realized upon the sale of such securities. In addition, the market values for the securities set forth in this Account Statement may differ from the market prices and information for the same securities used by other business units of The Bank of New York Mellon Trust Company, N.A., The Bank of New York Mellon or their respective subsidiaries or affiliates based upon market prices and information received from other third party pricing services utilized by such other business units. Corporate Trust does not compare its market values with those used by, or reconcile different market values used by, other business units of The Bank of New York Mellon Trust Company, N.A., The Bank of New York Mellon or their respective subsidiaries or affiliates. Neither The Bank of New York Mellon Trust Company, N.A. nor The Bank of New York Mellon shall be liable for any loss, damage or expense incurred as a result of or arising from or related to the market values or information provided by third party pricing services or the differences in market prices or information provided by other third party pricing services.





**BNY MELLON**

The Bank of New York Mellon Trust Company, N.A.

Statement Period 06/01/2016 Through 06/30/2016  
Account 112602  
KCWA GEN OP & MAINT ACCT

### Statement of Assets Held

Shares / Per Value	Asset Description	Market Price Average Cost	Market Value Cost	Accrued Income Est Annual Income	Market Yield
<b>CASH AND SHORT TERM</b>					
0.830	FIDELITY INVST MMKT GOVT 57 CUSIP: X9USDFIIN	1.00000 1.00000	0.83 0.83	0.00 0.00	0.00% 0.00%
<b>Total CASH AND SHORT TERM</b>			<b>0.83</b>	<b>0.00</b>	<b>0.00%</b>
<b>ACCOUNT TOTALS</b>			<b>0.83</b>	<b>0.00</b>	<b>0.00%</b>
Total Market Value Plus Total Accrued Income 0.83			0.83	0.00	

### Statement of Transactions

Transaction Date	Transaction Description	Income	Principal	Cost	Realized Gains/Losses
06/01/16	OPENING BALANCE	0.00	0.00	0.83	
06/13/16	Cash Credit TRANSFER TO O&M FUND FROM GENERAL FUND FOR PARTIAL FUNDING OF APPROVED BUDGET	0.00	900,000.00	0.00	0.00
06/13/16	Cash Debit WASHINGTON TRUST COMPANY 011500858 KENT COUNTY WATER AUTH. CHECK ACCT 95688690 WIRE TO KCWA- WASHINGTON TRUSTFOR OF PYMT-PARTIAL FUNDING OF APPROVED BUDGET PER REQ DTD 06/13/2016	0.00	900,000.00 -	0.00	0.00
06/13/16	DAILY ENDING BALANCE	0.00	0.00	0.83	0.00
06/30/16	CLOSING BALANCE	0.00	0.00	0.83	0.00

Cumulative realized capital gain and loss position from 12/31/2015 for securities held in principal of account:

Short Term: 0.00 \* Long Term: 0.00 \*

\* The above gain and loss position does not include transactions where tax cost information is incomplete or unavailable.

Cash and securities set forth on this Account Statement are held by The Bank of New York Mellon, an affiliate of The Bank of New York Mellon Trust Company, N.A. In addition, The Bank of New York Mellon Trust Company, N.A. may utilize subsidiaries and affiliates to provide services and certain products to the Account. Subsidiaries and affiliates may be compensated for their services and products.

The value of securities set forth on this Account Statement are obtained by The Bank of New York Mellon Trust Company, N.A., from its affiliate, The Bank of New York Mellon which determines such values for Corporate Trust on the basis of market prices and information obtained by The Bank of New York Mellon from unaffiliated third parties (including independent pricing vendors) ("third party pricing services"). The Bank of New York Mellon has not verified such market values or information and makes no assurances as to the accuracy or correctness of such market values or information or that the market values set forth on this Account Statement reflect the value of the securities that can be realized upon the sale of such securities. In addition, the market values for the securities set forth in this Account Statement may differ from the market prices and information for the same securities used by other business units of The Bank of New York Mellon Trust Company, N.A., The Bank of New York Mellon or their respective subsidiaries or affiliates based upon market prices and information received from other third party pricing services utilized by such other business units. Corporate Trust does not compare its market values with those used by, or reconcile different market values used by, other business units of The Bank of New York Mellon Trust Company, N.A., The Bank of New York Mellon or their respective subsidiaries or affiliates. Neither The Bank of New York Mellon Trust Company, N.A. nor The Bank of New York Mellon shall be liable for any loss, damage or expense incurred as a result of or arising from or related to the market values or information provided by third party pricing services or the differences in market prices or information provided by other third party pricing services.



# BNY MELLON

The Bank of New York Mellon Trust Company, N.A.

**WINDHAM COUNTY WATER AUTHORITY**  
ATTN: FINANCE DIRECTOR  
1072 MAIN STREET  
WEST WARWICK, RI 02893-3724

## Account Statement

Statement Period 06/01/2016 Through 06/30/2016

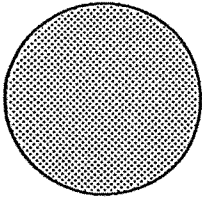
Account 112603  
KCWA GEN REN & REP RESV ACCT

CLIENT SERVICE MANAGER: SUSAN CALISE  
135 SANTILLI HIGHWAY AIM: 026-0018  
EVERETT, MA 02149  
617-382-5217  
SUSAN.CALISE@BNYMELLON.COM

Go Paperless. Securely access your account online to view your statements. Ask your BNY Mellon contact how we can help you access your accounts, enter your own transactions or submit an audit confirmation online. Also be sure to ask how Connect(SM), our new web-based, single sign-on platform can help you go paperless.

Visit us at [www.bnymellon.com](http://www.bnymellon.com)

## Account Overview



Percent of all Investments	Asset Classification	Market Value
100%	CASH AND SHORT TERM	1,377,333.65
100%	TOTAL OF ALL INVESTMENTS	1,377,333.65

## Summary of Assets Held

Classification	Market Value	Cost	Accrued Income	Est Annual Income	Market Yield
CASH AND SHORT TERM	1,377,333.65	1,377,333.65	0.00	0.00	0.00%
ACCOUNT TOTALS	1,377,333.65	1,377,333.65	0.00	0.00	0.00%

## Summary of Cash Transactions

Transaction Category	Current Period			Year-to-Date	
	Income	Principal	Realized Gains/Losses	Income	Principal
OPENING BALANCE	0.00	0.00		0.00	0.00
DIVIDENDS	282.88	0.00	0.00	1,293.05	0.00
OTHER CASH ADDITIONS	0.00	282.88	0.00	0.00	1,293.05
OTHER CASH DISBURSEMENTS	282.88 -	0.00	0.00	1,293.05 -	0.00
PURCHASES	0.00	282.88 -	0.00	0.00	1,293.05 -
CLOSING BALANCE	0.00	0.00	0.00	0.00	0.00

The above cash transactions summary is provided for information purposes only and may not reflect actual taxable income or deductible expenses as reportable under the Internal Revenue Code.



**BNY MELLON**

The Bank of New York Mellon Trust Company, N.A.

Statement Period 06/01/2016 Through 06/30/2016

Account 112603

KCWA GEN REN & REP RESV ACCT

### Statement of Assets Held

Shares / Par Value	Asset Description	Market Price Average Cost	Market Value Cost	Accrued Income Est Annual Income	Market Yield
<b>CASH AND SHORT TERM</b>					
1,377,333.650	FIDELITY INVST MMKT GOVT 57	1.00000	1,377,333.65	0.00	0.00%
	CUSIP: X9USDFIIN	1.00000	1,377,333.65	0.00	0.00%
	<b>Total CASH AND SHORT TERM</b>		<b>1,377,333.65</b>	<b>0.00</b>	<b>0.00%</b>

<b>ACCOUNT TOTALS</b>			<b>1,377,333.65</b>	<b>0.00</b>	<b>0.00%</b>
Total Market Value Plus Total Accrued Income 1,377,333.65			<b>1,377,333.65</b>	<b>0.00</b>	

### Statement of Transactions

Transaction Date	Transaction Description	Income	Principal	Cost	Realized Gains/Losses
06/01/16	OPENING BALANCE	0.00	0.00	1,377,050.77	
06/02/16	Dividend FIDELITY INVST MMKT GOVT 57 TRADE DATE 06/02/16 SET/DATE 06/02/16 CUSIP X9USDFIIN 282.88 SHARES	282.88	0.00	0.00	0.00
06/02/16	Cash Credit CW00005526: SWP FRM 1126038401	0.00	282.88	0.00	0.00
06/02/16	Cash Debit CW00005526: SWP TO 1126038400	282.88	0.00	0.00	0.00
06/02/16	DAILY ENDING BALANCE	0.00	282.88	1,377,050.77	0.00
06/03/16	Purchase FIDELITY INVST MMKT GOVT 57 TRADE DATE 06/03/16 SET/DATE 06/03/16 CUSIP X9USDFIIN 282.88 SHARES	0.00	282.88	282.88	0.00
06/03/16	DAILY ENDING BALANCE	0.00	0.00	1,377,333.65	0.00
06/30/16	CLOSING BALANCE	0.00	0.00	1,377,333.65	0.00

Cumulative realized capital gain and loss position from 12/31/2015 for securities held in principal of account:

Short Term: 0.00 \* Long Term: 0.00 \*

\* The above gain and loss position does not include transactions where tax cost information is incomplete or unavailable.

Cash and securities set forth on this Account Statement are held by The Bank of New York Mellon, an affiliate of The Bank of New York Mellon Trust Company, N.A. In addition, The Bank of New York Mellon Trust Company, N.A. may utilize subsidiaries and affiliates to provide services and certain products to the Account. Subsidiaries and affiliates may be compensated for their services and products.

The value of securities set forth on this Account Statement are obtained by The Bank of New York Mellon Trust Company, N.A., from its affiliate, The Bank of New York Mellon which determines such values for Corporate Trust on the basis of market prices and information obtained by The Bank of New York Mellon from unaffiliated third parties (including independent pricing vendors) ("third party pricing services"). The Bank of New York Mellon has not verified such market values or information and makes no assurances as to the accuracy or correctness of such market values or information or that the market values set forth on this Account Statement reflect the value of the securities that can be realized upon the sale of such securities. In addition, the market values for the securities set forth in this Account Statement may differ from the market prices and information for the same securities used by other business units of The Bank of New York Mellon Trust Company, N.A., The Bank of New York Mellon or their respective subsidiaries or affiliates based upon market prices and information received from other third party pricing services utilized by such other business units. Corporate Trust does not compare its market values with those used by, or reconcile different market values used by, other business units of The Bank of New York Mellon Trust Company, N.A., The Bank of New York Mellon or their respective subsidiaries or affiliates. Neither The Bank of New York Mellon Trust Company, N.A. nor The Bank of New York Mellon shall be liable for any loss, damage or expense incurred as a result of or arising from or related to the market values or information provided by third party pricing services or the differences in market prices or information provided by other third party pricing services.



**BNY MELLON**

The Bank of New York Mellon Trust Company, N.A.

**NT COUNTY WATER AUTHORITY**  
ATTN: FINANCE DIRECTOR  
1072 MAIN STREET  
WEST WARWICK, RI 02893-3724

### Account Statement

Statement Period 06/01/2016 Through 06/30/2016

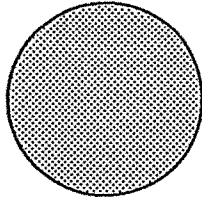
Account 112604  
KCWA GEN RENEWAL AND REPLACEMENT AC

CLIENT SERVICE MANAGER: SUSAN CALISE  
135 SANTILLI HIGHWAY AIM: 026-0018  
EVERETT, MA 02149  
617-382-5217  
SUSAN.CALISE@BNYMELLON.COM

Go Paperless. Securely access your account online to view your statements. Ask your BNY Mellon contact how we can help you access your accounts, enter your own transactions or submit an audit confirmation online. Also be sure to ask how Connect(SM), our new web-based, single sign-on platform can help you go paperless.

Visit us at [www.bnymellon.com](http://www.bnymellon.com)

### Account Overview



Percent of all Investments	Asset Classification	Market Value
100% ☉	CASH AND SHORT TERM	70,695.37
100%	TOTAL OF ALL INVESTMENTS	70,695.37

### Summary of Assets Held

Asset Classification	Market Value	Cost	Accrued Income	Est Annual Income	Market Yield
CASH AND SHORT TERM	70,695.37	70,695.37	0.00	0.00	0.00%
ACCOUNT TOTALS	70,695.37	70,695.37	0.00	0.00	0.00%

### Summary of Cash Transactions

Transaction Category	Current Period			Year-to-Date	
	Income	Principal	Realized Gains/Losses	Income	Principal
OPENING BALANCE	0.00	0.00		0.00	0.00
DIVIDENDS	11.15	0.00	0.00	66.75	0.00
SALES AND REDEMPTIONS	0.00	0.00	0.00	0.00	68,424.91
OTHER CASH ADDITIONS	0.00	8,344.48	0.00	0.00	50,066.73
OTHER CASH DISBURSEMENTS	11.15 -	0.00	0.00	66.75 -	68,424.91 -
PURCHASES	0.00	11.15 -	0.00	0.00	41,733.40 -
CLOSING BALANCE	0.00	8,333.33	0.00	0.00	8,333.33

The above cash transactions summary is provided for information purposes only and may not reflect actual taxable income or deductible expenses as reportable under the Internal Revenue Code.

1181919 XENNER-001 022611

C  
9 0000  
M  
1 PD3  
S 131.084



BNY MELLON

The Bank of New York Mellon Trust Company, N.A.

Statement Period 06/01/2016 Through 06/30/2016

Account 112604

KCWA GEN RENEWAL AND REPLACEMENT AC

Statement of Assets Held

Table with columns: Shares / Par Value, Asset Description, Market Price Average Cost, Market Value Cost, Accrued Income Est Annual Income, Market Yield. Rows include CASH AND SHORT TERM, FIDELITY INVST MMKT GOVT 57, CASH BALANCE, and Total CASH AND SHORT TERM.

ACCOUNT TOTALS

Total Market Value Plus Total Accrued Income 70,695.37

Statement of Transactions

Table with columns: Transaction Date, Transaction Description, Income, Principal, Cost, Realized Gains/Losses. Rows include OPENING BALANCE, Dividend, Cash Credit, Cash Debit, and CLOSING BALANCE.

Cumulative realized capital gain and loss position from 12/31/2015 for securities held in principal of account:

Short Term: 0.00 \* Long Term: 0.00 \*

\* The above gain and loss position does not include transactions where tax cost information is incomplete or unavailable.

Cash and securities set forth on this Account Statement are held by The Bank of New York Mellon, an affiliate of The Bank of New York Mellon Trust Company, N.A. In addition, The Bank of New York Mellon Trust Company, N.A. may utilize subsidiaries and affiliates to provide services and certain products to the Account.

The value of securities set forth on this Account Statement are obtained by The Bank of New York Mellon Trust Company, N.A., from its affiliate, The Bank of New York Mellon which determines such values for Corporate Trust on the basis of market prices and information obtained by The Bank of New York Mellon from unaffiliated third parties (including independent pricing vendors) ("third party pricing services").



**BNY MELLON**

The Bank of New York Mellon Trust Company, N.A.

VT COUNTY WATER AUTHORITY  
FINANCE DIRECTOR  
1072 MAIN STREET  
WEST WARWICK, RI 02893-3724

### Account Statement

Statement Period 06/01/2016 Through 06/30/2016

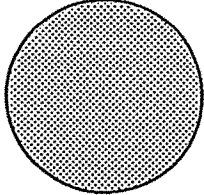
Account 112605  
KCWA INFRASTRUCTURE ACCT

CLIENT SERVICE MANAGER: SUSAN CALISE  
135 SANTILLI HIGHWAY AIM: 026-0018  
EVERETT, MA 02149  
617-382-5217  
SUSAN.CALISE@BNYMELLON.COM

Go Paperless. Securely access your account online to view your statements. Ask your BNY Mellon contact how we can help you access your accounts, enter your own transactions or submit an audit confirmation online. Also be sure to ask how Connect(SM), our new web-based, single sign-on platform can help you go paperless.

Visit us at [www.bnymellon.com](http://www.bnymellon.com)

### Account Overview



Percent of all Investments	Asset Classification	Market Value
100% ☉	CASH AND SHORT TERM	4,555,513.80
100%	TOTAL OF ALL INVESTMENTS	4,555,513.80

### Summary of Assets Held

Classification	Market Value	Cost	Accrued Income	Est Annual Income	Market Yield
CASH AND SHORT TERM	4,555,513.80	4,555,513.80	0.00	0.00	0.00%
ACCOUNT TOTALS	4,555,513.80	4,555,513.80	0.00	0.00	0.00%

### Summary of Cash Transactions

Transaction Category	Current Period			Year-to-Date	
	Income	Principal	Realized Gains/Losses	Income	Principal
OPENING BALANCE	0.00	0.00		0.00	0.00
DIVIDENDS	1,045.00	0.00	0.00	4,647.64	0.00
SALES AND REDEMPTIONS	0.00	1,408,900.35	0.00	0.00	4,364,078.02
OTHER CASH ADDITIONS	0.00	451,045.00	0.00	0.00	2,704,647.64
OTHER CASH DISBURSEMENTS	1,045.00 -	1,409,945.35 -	0.00	4,647.64 -	4,366,096.02 -
PURCHASES	0.00	0.00	0.00	0.00	2,252,629.64 -
CLOSING BALANCE	0.00	450,000.00	0.00	0.00	450,000.00

The above cash transactions summary is provided for information purposes only and may not reflect actual taxable income or deductible expenses as reportable under the Internal Revenue Code.

00000/02/ADNET/P001 022017Z

C 0000 M 1 PD3 S 131.085





BNY MELLON

The Bank of New York Mellon Trust Company, N.A.

Statement Period 06/01/2016 Through 06/30/2016

Account 112605

KCWA INFRASTRUCTURE ACCT

### Statement of Assets Held

Shares / Par Value	Asset Description	Market Price Average Cost	Market Value Cost	Accrued Income Est Annual Income	Market Yield
<b>CASH AND SHORT TERM</b>					
4,105,513.800	FIDELITY INVST MMKT GOVT 57 CUSIP: X9USDFIIN	1.00000	4,105,513.80	0.00	0.00%
	CASH BALANCE	0.00000	450,000.00	0.00	0.00%
		0.00000	450,000.00	0.00	0.00%
<b>Total CASH AND SHORT TERM</b>			<b>4,555,513.80</b>	<b>0.00</b>	<b>0.00%</b>

### ACCOUNT TOTALS

Total Market Value Plus Total Accrued Income 4,555,513.80

4,555,513.80	0.00	0.00%
4,555,513.80	0.00	0.00%

### Statement of Transactions

Transaction Date	Transaction Description	Income	Principal	Cost	Realized Gains/Losses
06/01/16	OPENING BALANCE	0.00	0.00	5,514,414.15	
06/02/16	Dividend FIDELITY INVST MMKT GOVT 57 TRADE DATE 06/02/16 SET/DATE 06/02/16 CUSIP X9USDFIIN 1,045.00 SHARES	1,045.00	0.00	0.00	0.00
06/02/16	Cash Credit CW00005528: SWP FRM 1126058401	0.00	1,045.00	0.00	0.00
06/02/16	Cash Debit CW00005528: SWP TO 1126058400	1,045.00 -	0.00	0.00	0.00
06/02/16	DAILY ENDING BALANCE	0.00	1,045.00	5,514,414.15	
06/03/16	Sale FIDELITY INVST MMKT GOVT 57 TRADE DATE 06/03/16 SET/DATE 06/03/16 CUSIP X9USDFIIN 635,457.46 SHARES	0.00	635,457.46	635,457.46 -	0.00
06/03/16	Cash Debit CHEQUE NUMBER:0010102843 BOYLE AND FOGARTY (3PI/WRT 1986814) PAYMENT ON BEHALF OF KCWA IFR 2014B APPLICATION 10 CSD:06/03/16	0.00	515,518.55 - ✓	0.00	0.00
06/03/16	Cash Debit CHEQUE NUMBER:0010102844 BOYLE AND FOGARTY 3PI/WRT 1986814 PAYMENT ON BEHALF OF KCWA IFR 2014A APPLICATION 13 CSD:06/03/16	0.00	120,983.91 - ✓	0.00	0.00
06/03/16	DAILY ENDING BALANCE	0.00	0.00	4,878,956.69	0.00
06/15/16	Sale FIDELITY INVST MMKT GOVT 57 TRADE DATE 06/15/16 SET/DATE 06/15/16 CUSIP X9USDFIIN 382,305.38 SHARES	0.00	382,305.38	382,305.38 -	0.00
06/15/16	Cash Debit CHEQUE NUMBER:0010104199 BOYLE AND FOGARTY (3PI/WRT 2004972) PAYMENT ON BEHALF OF KCWA IFR 2014B APPLICATION 11 CSD:06/15/16	0.00	208,698.18 ✓	0.00	0.00
06/15/16	Cash Debit CHEQUE NUMBER:0010104207 C B UTILITY CO INC (3PI WRT 2004972) PAYMENT ON BEHALF OF KCWA IFR 2015A (#283) APPLICATION 1 CSD:06/15/16	0.00	173,607.20 - ✓	0.00	0.00



BNY MELLON

The Bank of New York Mellon Trust Company, N.A.

Statement Period 06/01/2016 Through 06/30/2016  
Account 112605  
KCWA INFRASTRUCTURE ACCT

Statement of Transactions - Continued

Transaction Date	Transaction Description	Income	Principal	Cost	Realized Gains/Losses
06/15/16	DAILY ENDING BALANCE	0.00	0.00	4,496,651.31	0.00
06/30/16	Sale FIDELITY INVST MMKT GOVT 57 TRADE DATE 06/30/16 SET/DATE 06/30/16 CUSIP X9USDFIIN 391,137.51 SHARES	0.00	391,137.51	391,137.51 -	0.00
06/30/16	Cash Credit CREDIT FROM REVENUE FUND TO INFRASTRUCTURE FUND FOR MONTHLY FLOW OF FUNDS	0.00	450,000.00	0.00	0.00
06/30/16	Cash Debit MONTH END TRANSFERS FOR DS	0.00	391,137.51 -	0.00	0.00
06/30/16	DAILY ENDING BALANCE	0.00	450,000.00	4,105,513.80	0.00
06/30/16	CLOSING BALANCE	0.00	450,000.00	4,105,513.80	0.00

Cumulative realized capital gain and loss position from 12/31/2015 for securities held in principal of account:

Short Term: 0.00 \* Long Term: 0.00 \*

\* The above gain and loss position does not include transactions where tax cost information is incomplete or unavailable.

Cash and securities set forth on this Account Statement are held by The Bank of New York Mellon, an affiliate of The Bank of New York Mellon Trust Company, N.A. In addition, The Bank of New York Mellon Trust Company, N.A. may utilize subsidiaries and affiliates to provide services and certain products to the Account. Subsidiaries and affiliates may be compensated for their services and products.

The value of securities set forth on this Account Statement are obtained by The Bank of New York Mellon Trust Company, N.A., from its affiliate, The Bank of New York Mellon which determines such values for Corporate Trust on the basis of market prices and information obtained by The Bank of New York Mellon from unaffiliated third parties (including independent pricing vendors) ("third party pricing services"). The Bank of New York Mellon has not verified such market values or information and makes no assurances as to the accuracy or correctness of such market values or information or that the market values set forth on this Account Statement reflect the value of the securities that can be realized on the sale of such securities. In addition, the market values for the securities set forth in this Account Statement may differ from the market prices and information for the same securities used by other business units of The Bank of New York Mellon Trust Company, N.A., The Bank of New York Mellon or their respective subsidiaries or affiliates based upon market prices and information received from other third party pricing services utilized by such other business units. Corporate Trust does not compare its market values with those used by, or reconcile different market values used by, other business units of The Bank of New York Mellon Trust Company, N.A., The Bank of New York Mellon or their respective subsidiaries or affiliates. Neither The Bank of New York Mellon Trust Company, N.A. nor The Bank of New York Mellon shall be liable for any loss, damage or expense incurred as a result of or arising from or related to the market values or information provided by third party pricing services or the differences in market prices or information provided by other third party pricing services.

00009 ACBNETBU01 022616

0 0000 m 1 P03 s 131.086

***This Page Intentionally Blank***



**BNY MELLON**

The Bank of New York Mellon Trust Company, N.A.

**NT COUNTY WATER AUTHORITY**  
ATTN: FINANCE DIRECTOR  
1072 MAIN STREET  
WEST WARWICK, RI 02893-3724

### Account Statement

Statement Period 06/01/2016 Through 06/30/2016


Account 112606  
KCWA OPER & MAIN RESERVE ACCT

CLIENT SERVICE MANAGER: SUSAN CALISE  
135 SANTILLI HIGHWAY AIM: 026-0018  
EVERETT, MA 02149  
617-382-5217  
SUSAN.CALISE@BNYMELLON.COM

Go Paperless. Securely access your account online to view your statements. Ask your BNY Mellon contact how we can help you access your accounts, enter your own transactions or submit an audit confirmation online. Also be sure to ask how Connect(SM), our new web-based, single sign-on platform can help you go paperless.

Visit us at [www.bnymellon.com](http://www.bnymellon.com)

### Account Overview



Percent of all Investments	Asset Classification	Market Value
100%	CASH AND SHORT TERM	2,640,888.31
100%	TOTAL OF ALL INVESTMENTS	2,640,888.31

### Summary of Assets Held

Classification	Market Value	Cost	Accrued Income	Est Annual Income	Market Yield
CASH AND SHORT TERM	2,640,888.31	2,640,888.31	0.00	0.00	0.00%
ACCOUNT TOTALS	2,640,888.31	2,640,888.31	0.00	0.00	0.00%

### Summary of Cash Transactions

Transaction Category	Current Period			Year-to-Date	
	Income	Principal	Realized Gains/Losses	Income	Principal
OPENING BALANCE	0.00	0.00		0.00	0.00
DIVIDENDS	542.38	0.00	0.00	2,479.20	0.00
OTHER CASH ADDITIONS	0.00	542.38	0.00	0.00	2,479.20
OTHER CASH DISBURSEMENTS	542.38 -	0.00	0.00	2,479.20 -	0.00
PURCHASES	0.00	542.38 -	0.00	0.00	2,479.20 -
CLOSING BALANCE	0.00	0.00	0.00	0.00	0.00

The above cash transactions summary is provided for information purposes only and may not reflect actual taxable income or deductible expenses as reportable under the Internal Revenue Code.



BNY MELLON

The Bank of New York Mellon Trust Company, N.A.

Statement Period 06/01/2016 Through 06/30/2016  
Account 112606  
KCWA OPER & MAIN RESERVE ACCT

### Statement of Assets Held

Shares / Par Value	Asset Description	Market Price Average Cost	Market Value Cost	Accrued Income Est Annual Income	Market Yield
<b>CASH AND SHORT TERM</b>					
2,640,888.310	FIDELITY INVST MMKT GOVT 57 CUSIP: X9USDFIIN	1.00000 1.00000	2,640,888.31 2,640,888.31	0.00 0.00	0.00% 0.00%
<b>Total CASH AND SHORT TERM</b>			<b>2,640,888.31</b>	<b>0.00</b>	<b>0.00%</b>
<b>ACCOUNT TOTALS</b>			<b>2,640,888.31</b>	<b>0.00</b>	<b>0.00%</b>
Total Market Value Plus Total Accrued Income 2,640,888.31					

### Statement of Transactions

Transaction Date	Transaction Description	Income	Principal	Cost	Realized Gains/Losses
06/01/16	OPENING BALANCE	0.00	0.00	2,640,345.93	
06/02/16	Dividend FIDELITY INVST MMKT GOVT 57 TRADE DATE 06/02/16 SET/DATE 06/02/16 CUSIP X9USDFIIN 542.38 SHARES	542.38	0.00	0.00	0.00
06/02/16	Cash Credit CW00005529: SWP FRM 1126068401	0.00	542.38	0.00	0.00
06/02/16	Cash Debit CW00005529: SWP TO 1126068400	542.38 -	0.00	0.00	0.00
06/02/16	DAILY ENDING BALANCE	0.00	542.38	2,640,345.93	0.00
06/03/16	Purchase FIDELITY INVST MMKT GOVT 57 TRADE DATE 06/03/16 SET/DATE 06/03/16 CUSIP X9USDFIIN 542.38 SHARES	0.00	542.38 -	542.38	0.00
06/03/16	DAILY ENDING BALANCE	0.00	0.00	2,640,888.31	0.00
06/30/16	CLOSING BALANCE	0.00	0.00	2,640,888.31	0.00

Cumulative realized capital gain and loss position from 12/31/2015 for securities held in principal of account:

Short Term: 0.00 \* Long Term: 0.00 \*

\* The above gain and loss position does not include transactions where tax cost information is incomplete or unavailable.

Cash and securities set forth on this Account Statement are held by The Bank of New York Mellon, an affiliate of The Bank of New York Mellon Trust Company, N.A. In addition, The Bank of New York Mellon Trust Company, N.A. may utilize subsidiaries and affiliates to provide services and certain products to the Account. Subsidiaries and affiliates may be compensated for their services and products.

The value of securities set forth on this Account Statement are obtained by The Bank of New York Mellon Trust Company, N.A., from its affiliate, The Bank of New York Mellon which determines such values for Corporate Trust on the basis of market prices and information obtained by The Bank of New York Mellon from unaffiliated third parties (including independent pricing vendors) ("third party pricing services"). The Bank of New York Mellon has not verified such market values or information and makes no assurances as to the accuracy or correctness of such market values or information or that the market values set forth on this Account Statement reflect the value of the securities that can be realized upon the sale of such securities. In addition, the market values for the securities set forth in this Account Statement may differ from the market prices and information for the same securities used by other business units of The Bank of New York Mellon Trust Company, N.A., The Bank of New York Mellon or their respective subsidiaries or affiliates based upon market prices and information received from other third party pricing services utilized by such other business units. Corporate Trust does not compare its market values with those used by, or reconcile different market values used by, other business units of The Bank of New York Mellon Trust Company, N.A., The Bank of New York Mellon or their respective subsidiaries or affiliates. Neither The Bank of New York Mellon Trust Company, N.A. nor The Bank of New York Mellon shall be liable for any loss, damage or expense incurred as a result of or arising from or related to the market values or information provided by third party pricing services or the differences in market prices or information provided by other third party pricing services.



# BNY MELLON

The Bank of New York Mellon Trust Company, N.A.

NT COUNTY WATER AUTHORITY  
ATTN: FINANCE DIRECTOR  
1072 MAIN STREET  
WEST WARWICK, RI 02893-3724

## Account Statement

Statement Period 06/01/2016 Through 06/30/2016

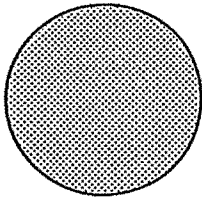
Account 112612  
KCWA DEBT SERVICE SAVINGS (2004)

CLIENT SERVICE MANAGER: SUSAN CALISE  
135 SANTILLI HIGHWAY AIM: 026-0018  
EVERETT, MA 02149  
617-382-5217  
SUSAN.CALISE@BNYMELLON.COM

Go Paperless. Securely access your account online to view your statements. Ask your BNY Mellon contact how we can help you access your accounts, enter your own transactions or submit an audit confirmation online. Also be sure to ask how Connect(SM), our new web-based, single sign-on platform can help you go paperless.

Visit us at [www.bnymellon.com](http://www.bnymellon.com)

## Account Overview



Percent of all Investments	Asset Classification	Market Value
100%	CASH AND SHORT TERM	448.68
100%	TOTAL OF ALL INVESTMENTS	448.68

## Summary of Assets Held

Classification	Market Value	Cost	Accrued Income	Est Annual Income	Market Yield
CASH AND SHORT TERM	448.68	448.68	0.00	0.00	0.00%
ACCOUNT TOTALS	448.68	448.68	0.00	0.00	0.00%

## Summary of Cash Transactions

Transaction Category	Current Period			Year-to-Date	
	Income	Principal	Realized Gains/Losses	Income	Principal
OPENING BALANCE	0.00	0.00		0.00	0.00
DIVIDENDS	448.68	0.00	0.00	1,880.04	0.00
SALES AND REDEMPTIONS	0.00	2,274,157.53	0.00	0.00	2,274,157.53
OTHER CASH ADDITIONS	0.00	448.68	0.00	0.00	466,880.04
OTHER CASH DISBURSEMENTS	448.68 -	2,274,157.53 -	0.00	1,880.04 -	2,274,157.53 -
PURCHASES	0.00	448.68 -	0.00	0.00	466,880.04 -
CLOSING BALANCE	0.00	0.00	0.00	0.00	0.00

The above cash transactions summary is provided for information purposes only and may not reflect actual taxable income or deductible expenses as reportable under the Internal Revenue Code.

000075 48161674001 022015

0 0000 m 1 P03 s 131 088



**BNY MELLON**

The Bank of New York Mellon Trust Company, N.A.

Statement Period 06/01/2016 Through 06/30/2016  
Account 112612  
KCWA DEBT SERVICE SAVINGS (2004)

### Statement of Assets Held

Shares / Par Value	Asset Description	Market Price Average Cost	Market Value Cost	Accrued Income Est Annual Income	Market Yield
<b>CASH AND SHORT TERM</b>					
448.680	FIDELITY INVST MMKT GOVT 57 CUSIP: X9USDFIIN	1.00000 1.00000	448.68 448.68	0.00 0.00	0.00%
<b>Total CASH AND SHORT TERM</b>			<b>448.68</b>	<b>0.00</b>	<b>0.00%</b>
<b>ACCOUNT TOTALS</b>			<b>448.68</b>	<b>0.00</b>	<b>0.00%</b>
Total Market Value Plus Total Accrued Income 448.68			448.68	0.00	

### Statement of Transactions

Transaction Date	Transaction Description	Income	Principal	Cost	Realized Gains/Losses
06/01/16	OPENING BALANCE	0.00	0.00	2,274,157.53	
06/02/16	Dividend FIDELITY INVST MMKT GOVT 57 TRADE DATE 06/02/16 SET/DATE 06/02/16 CUSIP X9USDFIIN 448.68 SHARES	448.68	0.00	0.00	0.00
06/02/16	Cash Credit CW00005530: SWP FRM 1126128401	0.00	448.68	0.00	0.00
06/02/16	Cash Debit CW00005530: SWP TO 1126128400	448.68 -	0.00	0.00	0.00
06/02/16	DAILY ENDING BALANCE	0.00	448.68	2,274,157.53	0.00
06/03/16	Purchase FIDELITY INVST MMKT GOVT 57 TRADE DATE 06/03/16 SET/DATE 06/03/16 CUSIP X9USDFIIN 448.68 SHARES	0.00	448.68 -	448.68	0.00
06/03/16	DAILY ENDING BALANCE	0.00	0.00	2,274,606.21	0.00
06/30/16	Sale FIDELITY INVST MMKT GOVT 57 TRADE DATE 06/30/16 SET/DATE 06/30/16 CUSIP X9USDFIIN 2,274,157.53 SHARES	0.00	2,274,157.53	2,274,157.53 -	0.00
06/30/16	Cash Debit BANK OF NEW YORK MELLON 021000018 KCWA RENEWAL REPLACEMENT AC PUC 1 IMMS/6676748400 MONTH END TRANSFER FOR DS	0.00	1,807,726.17 -	0.00	0.00
06/30/16	Cash Debit BANK OF NEW YORK MELLON 021000018 KCWA RENEWAL REPLACEMENT AC PUC 2 IMMS/6676758400 MONTH END TRANSFER FOR DS	0.00	466,431.36 -	0.00	0.00
06/30/16	DAILY ENDING BALANCE	0.00	0.00	448.68	0.00
06/30/16	CLOSING BALANCE	0.00	0.00	448.68	0.00

Cumulative realized capital gain and loss position from 12/31/2015 for securities held in principal of account:

Short Term: 0.00 \*      Long Term: 0.00 \*

\* The above gain and loss position does not include transactions where tax cost information is incomplete or unavailable.



**BNY MELLON**

The Bank of New York Mellon Trust Company, N.A.

**NT COUNTY WATER AUTHORITY**  
ATTN: FINANCE DIRECTOR  
1072 MAIN STREET  
WEST WARWICK, RI 02893-3724

### Account Statement

Statement Period 06/01/2016 Through 06/30/2016

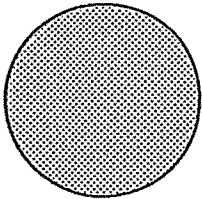
Account 112613  
KCWA SER 2004A DEBT SERV RESRV

CLIENT SERVICE MANAGER: SUSAN CALISE  
135 SANTILLI HIGHWAY AIM: 026-0018  
EVERETT, MA 02149  
617-382-5217  
SUSAN.CALISE@BNYMELLON.COM

Go Paperless. Securely access your account online to view your statements. Ask your BNY Mellon contact how we can help you access your accounts, enter your own transactions or submit an audit confirmation online. Also be sure to ask how Connect(SM), our new web-based, single sign-on platform can help you go paperless.

Visit us at [www.bnymellon.com](http://www.bnymellon.com)

### Account Overview



Percent of all Investments	Asset Classification	Market Value
100%	CASH AND SHORT TERM	1.12
100%	TOTAL OF ALL INVESTMENTS	1.12

### Summary of Assets Held

Classification	Market Value	Cost	Accrued Income	Est Annual Income	Market Yield
CASH AND SHORT TERM	1.12	1.12	0.00	0.00	0.00%
ACCOUNT TOTALS	1.12	1.12	0.00	0.00	0.00%

### Summary of Cash Transactions

Transaction Category	Current Period			Year-to-Date	
	Income	Principal	Realized Gains/Losses	Income	Principal
OPENING BALANCE	0.00	0.00		0.00	0.00
CLOSING BALANCE	0.00	0.00	0.00	0.00	0.00

The above cash transactions summary is provided for information purposes only and may not reflect actual taxable income or deductible expenses as reportable under the Internal Revenue Code.





**BNY MELLON**

The Bank of New York Mellon Trust Company, N.A.

Statement Period 06/01/2016 Through 06/30/2016  
Account 112613  
KCWA SER 2004A DEBT SERV RESRV

### Statement of Assets Held

Shares / Par Value	Asset Description	Market Price Average Cost	Market Value Cost	Accrued Income Est Annual Income	Market Yield
<b>CASH AND SHORT TERM</b>					
1.120	FIDELITY INVST MMKT GOVT 57 CUSIP: X9USDFIIN	1.00000 1.00000	1.12 1.12	0.00 0.00	0.00% 0.00%
<b>Total CASH AND SHORT TERM</b>			<b>1.12</b>	<b>0.00</b>	<b>0.00%</b>
<b>ACCOUNT TOTALS</b>			<b>1.12</b>	<b>0.00</b>	<b>0.00%</b>
Total Market Value Plus Total Accrued Income			1.12	0.00	

### Statement of Transactions

Transaction Date	Transaction Description	Income	Principal	Cost	Realized Gains/Losses
No Transactions This Period					

Cash and securities set forth on this Account Statement are held by The Bank of New York Mellon, an affiliate of The Bank of New York Mellon Trust Company, N.A. In addition, The Bank of New York Mellon Trust Company, N.A. may utilize subsidiaries and affiliates to provide services and certain products to the Account. Subsidiaries and affiliates may be compensated for their services and products.

The value of securities set forth on this Account Statement are obtained by The Bank of New York Mellon Trust Company, N.A., from its affiliate, The Bank of New York Mellon which determines such values for Corporate Trust on the basis of market prices and information obtained by The Bank of New York Mellon from unaffiliated third parties (including independent pricing vendors) ("third party pricing services"). The Bank of New York Mellon has not verified such market values or information and makes no assurances as to the accuracy or correctness of such market values or information or that the market values set forth on this Account Statement reflect the value of the securities that can be realized upon the sale of such securities. In addition, the market values for the securities set forth in this Account Statement may differ from the market prices and information for the same securities used by other business units of The Bank of New York Mellon Trust Company, N.A., The Bank of New York Mellon or their respective subsidiaries or affiliates based upon market prices and information received from other third party pricing services utilized by such other business units. Corporate Trust does not compare its market values with those used by, or reconcile different market values used by, other business units of The Bank of New York Mellon Trust Company, N.A., The Bank of New York Mellon or their respective subsidiaries or affiliates. Neither The Bank of New York Mellon Trust Company, N.A. nor The Bank of New York Mellon shall be liable for any loss, damage or expense incurred as a result of or arising from or related to the market values or information provided by third party pricing services or the differences in market prices or information provided by other third party pricing services.



**BNY MELLON**

The Bank of New York Mellon Trust Company, N.A.

**NT COUNTY WATER AUTHORITY**  
ATTN: FINANCE DIRECTOR  
1072 MAIN STREET  
WEST WARWICK, RI 02893-3724

### Account Statement

Statement Period 06/01/2016 Through 06/30/2016

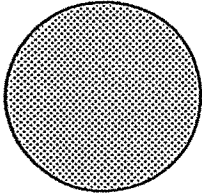
Account 667674  
KCWA RENEWAL/REPLACEMENT A/C (PUC - 1)  
MISC GSP / IMMS KCWA  
RENEWAL/REPLACEMENT A/C (PUC-1)

**CLIENT SERVICE MANAGER: SUSAN CALISE**  
135 SANTILLI HIGHWAY AIM: 026-0018  
EVERETT, MA 02149  
617-382-5217  
SUSAN.CALISE@BNYMELLON.COM

Go Paperless. Securely access your account online to view your statements. Ask your BNY Mellon contact how we can help you access your accounts, enter your own transactions or submit an audit confirmation online. Also be sure to ask how Connect(SM), our new web-based, single sign-on platform can help you go paperless.

Visit us at [www.bnymellon.com](http://www.bnymellon.com)

### Account Overview



Percent of all Investments	Asset Classification	Market Value
100% ☉	CASH AND SHORT TERM	4,641,527.17
100%	TOTAL OF ALL INVESTMENTS	4,641,527.17

### Summary of Assets Held

Asset Classification	Market Value	Cost	Accrued Income	Est Annual Income	Market Yield
CASH AND SHORT TERM	4,641,527.17	4,641,527.17	0.00	0.00	0.00%
ACCOUNT TOTALS	4,641,527.17	4,641,527.17	0.00	0.00	0.00%

### Summary of Cash Transactions

Transaction Category	Current Period			Year-to-Date	
	Income	Principal	Realized Gains/Losses	Income	Principal
OPENING BALANCE	0.00	1,200,549.00		0.00	0.00
OTHER CASH ADDITIONS	0.00	3,440,978.17	0.00	0.00	4,641,527.17
CLOSING BALANCE	0.00	4,641,527.17	0.00	0.00	4,641,527.17

The above cash transactions summary is provided for information purposes only and may not reflect actual taxable income or deductible expenses as reportable under the Internal Revenue Code.

6128281 1001JUN16 8/AR/00

C  
9 0000  
M  
I P03 S 131.092



BNY MELLON

The Bank of New York Mellon Trust Company, N.A.

Statement Period 06/01/2016 Through 06/30/2016  
Account 667674  
KCWA RENEWAL/REPLACEMENT A/C (PUC-1)

### Statement of Assets Held

Shares / Par Value	Asset Description	Market Price Average Cost	Market Value Cost	Accrued Income Est Annual Income	Market Yield
<b>CASH AND SHORT TERM</b>					
	CASH BALANCE	0.00000	4,641,527.17	0.00	0.00%
		0.00000	4,641,527.17	0.00	
<b>Total CASH AND SHORT TERM</b>			<b>4,641,527.17</b>	<b>0.00</b>	<b>0.00%</b>
			4,641,527.17	0.00	
<b>ACCOUNT TOTALS</b>			<b>4,641,527.17</b>	<b>0.00</b>	<b>0.00%</b>
Total Market Value Plus Total Accrued Income 4,641,527.17			4,641,527.17	0.00	

### Statement of Transactions

Transaction Date	Transaction Description	Income	Principal	Cost	Realized Gains/Losses
06/01/16	OPENING BALANCE	0.00	1,200,549.00	0.00	
06/30/16	Cash Credit DR PTY:CORPORATE DEPT OPERATIONS DETAIL:MONTH END TRANSFER DETAIL:FOR DS	0.00	1,807,726.17	0.00	0.00
06/30/16	Cash Credit DR PTY:CORPORATE DEPT OPERATIONS DETAIL:MONTH END TRANSFER DETAIL:FOR DS	0.00	1,633,252.00	0.00	0.00
06/30/16	DAILY ENDING BALANCE	0.00	4,641,527.17	0.00	0.00
06/30/16	CLOSING BALANCE	0.00	4,641,527.17	0.00	0

Cumulative realized capital gain and loss position from 12/31/2015 for securities held in principal of account:

Short Term: 0.00 \* Long Term: 0.00 \*

\* The above gain and loss position does not include transactions where tax cost information is incomplete or unavailable.

Cash and securities set forth on this Account Statement are held by The Bank of New York Mellon, an affiliate of The Bank of New York Mellon Trust Company, N.A. In addition, The Bank of New York Mellon Trust Company, N.A. may utilize subsidiaries and affiliates to provide services and certain products to the Account. Subsidiaries and affiliates may be compensated for their services and products.

The value of securities set forth on this Account Statement are obtained by The Bank of New York Mellon Trust Company, N.A., from its affiliate, The Bank of New York Mellon which determines such values for Corporate Trust on the basis of market prices and information obtained by The Bank of New York Mellon from unaffiliated third parties (including independent pricing vendors) ("third party pricing services"). The Bank of New York Mellon has not verified such market values or information and makes no assurances as to the accuracy or correctness of such market values or information or that the market values set forth on this Account Statement reflect the value of the securities that can be realized upon the sale of such securities. In addition, the market values for the securities set forth in this Account Statement may differ from the market prices and information for the same securities used by other business units of The Bank of New York Mellon Trust Company, N.A., The Bank of New York Mellon or their respective subsidiaries or affiliates based upon market prices and information received from other third party pricing services utilized by such other business units. Corporate Trust does not compare its market values with those used by, or reconcile different market values used by, other business units of The Bank of New York Mellon Trust Company, N.A., The Bank of New York Mellon or their respective subsidiaries or affiliates. Neither The Bank of New York Mellon Trust Company, N.A. nor The Bank of New York Mellon shall be liable for any loss, damage or expense incurred as a result of or arising from or related to the market values or information provided by third party pricing services or the differences in market prices or information provided by other third party pricing services.

00000 B  
W  
1  
\$ 101.000



# BNY MELLON

The Bank of New York Mellon Trust Company, N.A.

WINDHAM COUNTY WATER AUTHORITY  
ATTN: FINANCE DIRECTOR  
1072 MAIN STREET  
WEST WARWICK, RI 02893-3724

## Account Statement

Statement Period 06/01/2016 Through 06/30/2016

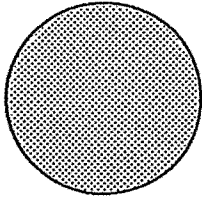
Account 667675  
KCWA RENEWAL/REPLACEMENT A/C (PUC - 1)  
MISC GSP / IMMS KCWA  
RENEWAL/REPLACEMENT A/C (PUC - 2)

CLIENT SERVICE MANAGER: SUSAN CALISE  
135 SANTILLI HIGHWAY AIM: 026-0018  
EVERETT, MA 02149  
617-382-5217  
SUSAN.CALISE@BNYMELLON.COM

Go Paperless. Securely access your account online to view your statements. Ask your BNY Mellon contact how we can help you access your accounts, enter your own transactions or submit an audit confirmation online. Also be sure to ask how Connect(SM), our new web-based, single sign-on platform can help you go paperless.

Visit us at [www.bnymellon.com](http://www.bnymellon.com)

## Account Overview



Percent of all Investments	Asset Classification	Market Value
100%	CASH AND SHORT TERM	1,044,901.43
100%	TOTAL OF ALL INVESTMENTS	1,044,901.43

## Summary of Assets Held

Asset Classification	Market Value	Cost	Accrued Income	Est Annual Income	Market Yield
CASH AND SHORT TERM	1,044,901.43	1,044,901.43	0.00	0.00	0.00%
ACCOUNT TOTALS	1,044,901.43	1,044,901.43	0.00	0.00	0.00%

## Summary of Cash Transactions

Transaction Category	Current Period			Year-to-Date	
	Income	Principal	Realized Gains/Losses	Income	Principal
OPENING BALANCE	0.00	0.00		0.00	0.00
OTHER CASH ADDITIONS	0.00	1,044,901.43	0.00	0.00	1,044,901.43
CLOSING BALANCE	0.00	1,044,901.43	0.00	0.00	1,044,901.43

The above cash transactions summary is provided for information purposes only and may not reflect actual taxable income or deductible expenses as reportable under the Internal Revenue Code.

000979 XBNEF001 022621

C 00000 M 1 PD3 S 131.094



**BNY MELLON**

The Bank of New York Mellon Trust Company, N.A.

Statement Period 06/01/2016 Through 06/30/2016

Account 667675

KCWA RENEWAL/REPLACEMENT A/C (PUC-2)

### Statement of Assets Held

Shares / Par Value	Asset Description	Market Price Average Cost	Market Value Cost	Accrued Income Est Annual Income	Market Yield
<b>CASH AND SHORT TERM</b>					
	CASH BALANCE	0.00000	1,044,901.43	0.00	0.00%
		0.00000	1,044,901.43	0.00	0.00%
<b>Total CASH AND SHORT TERM</b>			<b>1,044,901.43</b>	<b>0.00</b>	<b>0.00%</b>
			<b>1,044,901.43</b>	<b>0.00</b>	<b>0.00%</b>
<b>ACCOUNT TOTALS</b>			<b>1,044,901.43</b>	<b>0.00</b>	<b>0.00%</b>
Total Market Value Plus Total Accrued Income 1,044,901.43			<b>1,044,901.43</b>	<b>0.00</b>	<b>0.00%</b>

### Statement of Transactions

Transaction Date	Transaction Description	Income	Principal	Cost	Realized Gains/Losses
06/01/16	OPENING BALANCE	0.00	0.00	0.00	
06/30/16	Cash Credit DR PTY:CORPORATE DEPT OPERATIONS DETAIL:MONTH END TRANSFER DETAIL:FOR DS	0.00	212,048.00	0.00	0.00
06/30/16	Cash Credit DR PTY:CORPORATE DEPT OPERATIONS DETAIL:CREDIT FROM REV FUND DETAIL:TO R AND R PUC 2004	0.00	93,000.00	0.00	0.00
06/30/16	Cash Credit DR PTY:CORPORATE DEPT OPERATIONS DETAIL:MONTH END TRANSFER DETAIL:FOR DS	0.00	466,431.36	0.00	0.00
06/30/16	Cash Credit DR PTY:CORPORATE DEPT OPERATIONS DETAIL:CREDIT FROM REV FUND DETAIL:TO R AND R PUC 2012	0.00	45,362.00	0.00	0.00
06/30/16	Cash Credit DR PTY:CORPORATE DEPT OPERATIONS DETAIL:MONTH END TRANSFER DETAIL:FOR DS	0.00	228,060.07	0.00	0.00
06/30/16	DAILY ENDING BALANCE	0.00	1,044,901.43	0.00	0.00
06/30/16	CLOSING BALANCE	0.00	1,044,901.43	0.00	0.00


Cumulative realized capital gain and loss position from 12/31/2015 for securities held in principal of account:

Short Term: 0.00 \* Long Term: 0.00 \*

\* The above gain and loss position does not include transactions where tax cost information is incomplete or unavailable.

Cash and securities set forth on this Account Statement are held by The Bank of New York Mellon, an affiliate of The Bank of New York Mellon Trust Company, N.A. In addition, The Bank of New York Mellon Trust Company, N.A. may utilize subsidiaries and affiliates to provide services and certain products to the Account. Subsidiaries and affiliates may be compensated for their services and products.

The value of securities set forth on this Account Statement are obtained by The Bank of New York Mellon Trust Company, N.A., from its affiliate, The Bank of New York Mellon which determines such values for Corporate Trust on the basis of market prices and information obtained by The Bank of New York Mellon from unaffiliated third parties (including independent pricing vendors) ("third party pricing services"). The Bank of New York Mellon has not verified such market values or information and makes no assurances as to the accuracy or correctness of such market values or information or that the market values set forth on this Account Statement reflect the value of the securities that can be realized upon the sale of such securities. In addition, the market values for the securities set forth in this Account Statement may differ from the market prices and information for the same securities used by other business units of The Bank of New York Mellon Trust Company, N.A., The Bank of New York Mellon or their respective subsidiaries or affiliates based upon market prices and information received from other third party pricing services utilized by such other business units. Corporate Trust does not compare its market values with those used by, or reconcile different market values used by, other business units of The Bank of New York Mellon Trust Company, N.A., The Bank of New York Mellon or their respective subsidiaries or affiliates. Neither The Bank of New York Mellon Trust Company, N.A. nor The Bank of New York Mellon shall be liable for any loss, damage or expense incurred as a result of or arising from or related to the market values or information provided by third party pricing services or the differences in market prices or information provided by other third party pricing services.



S 008791 XBNE002 005113



June 30, 2016

00008791 02 MB 0.416 02 TR 00043 XBNE002 000000  
 KENT COUNTY WATER AUTHORITY  
 ATTN: FINANCE DIRECTOR  
 1072 MAIN STREET  
 WEST WARWICK, RI 02893

### Envelope Contents

Account Information	Number of Pages	Starting Page Number	Account Information	Number of Pages	Starting Page Number
KCWA SER 2012 DSR FUND 853023	2	1 of 10			
KCWA SER 2012 DEBT SERVICE FD 853024	2	3 of 10			
KCWA SER 2012 PJCT FD COI AC 853025	2	5 of 10			
KCWA DEBT SERVICE SAVINGS CIP 853026	4	7 of 10			

*This Page Intentionally Blank*



**BNY MELLON**

The Bank of New York Mellon Trust Company, N.A.

KENT COUNTY WATER AUTHORITY  
ATTN: FINANCE DIRECTOR  
1072 MAIN STREET  
WEST WARWICK, RI 02893

### Account Statement

Statement Period 06/01/2016 Through 06/30/2016

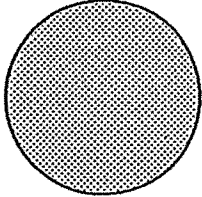
Account 853023  
KENT COUNTY WATER AUTHORITY GENERAL  
REFUNDING REVENUE BONDS 2012 SERIES A  
(853023)

CLIENT SERVICE MANAGER: SUSAN CALISE  
135 SANTILLI HIGHWAY AIM: 026-0018  
EVERETT, MA 02149  
617-382-5217  
SUSAN.CALISE@BNYMELLON.COM

Go Paperless. Securely access your account online to view your statements. Ask your BNY Mellon contact how we can help you access your accounts, enter your own transactions or submit an audit confirmation online. Also be sure to ask how Connect(SM), our new web-based, single sign-on platform can help you go paperless.

Visit us at [www.bnymellon.com](http://www.bnymellon.com)

### Account Overview



Percent of all Investments	Asset Classification	Market Value
100%	CASH AND SHORT TERM	1,800,966.37
100%	TOTAL OF ALL INVESTMENTS	1,800,966.37

### Summary of Assets Held

Asset Classification	Market Value	Cost	Accrued Income	Est Annual Income	Market Yield
CASH AND SHORT TERM	1,800,966.37	1,800,966.37	0.00	0.00	0.00%
ACCOUNT TOTALS	1,800,966.37	1,800,966.37	0.00	0.00	0.00%

### Summary of Cash Transactions

Transaction Category	Current Period			Year-to-Date	
	Income	Principal	Realized Gains/Losses	Income	Principal
OPENING BALANCE	0.00	0.00		0.00	0.00
DIVIDENDS	369.89	0.00	0.00	1,690.78	0.00
PURCHASES	369.89 -	0.00	0.00	1,690.78 -	0.00
CLOSING BALANCE	0.00	0.00	0.00	0.00	0.00

The above cash transactions summary is provided for information purposes only and may not reflect actual taxable income or deductible expenses as reportable under the Internal Revenue Code.

008791 XENED002 005114

C 0000 M 1 P 3 S 131 098





BNY MELLON

The Bank of New York Mellon Trust Company, N.A.

Statement Period 06/01/2016 Through 06/30/2016

Account 853023

KCWA SER 2012 DSR FUND

### Statement of Assets Held

Shares / Par Value	Asset Description	Market Price Average Cost	Market Value Cost	Accrued Income Est Annual Income	Market Yield
<b>CASH AND SHORT TERM</b>					
1,870.180	FIDELITY INVST MMKT GOVT 57 CUSIP: X9USDFIIN	1.00000	1,870.18	0.00	0.00%
1,799,096.190	FIDELITY INVST MMKT GOVT 57 CUSIP: X9USDFIIN	1.00000	1,799,096.19	0.00	0.00%
<b>Total CASH AND SHORT TERM</b>			<b>1,800,966.37</b>	<b>0.00</b>	<b>0.00%</b>
<b>ACCOUNT TOTALS</b>			<b>1,800,966.37</b>	<b>0.00</b>	<b>0.00%</b>

Total Market Value Plus Total Accrued Income 1,800,966.37

### Statement of Transactions

Transaction Date	Transaction Description	Income	Principal	Cost	Realized Gains/Losses
06/01/16	OPENING BALANCE	0.00	0.00	1,800,596.48	
06/02/16	Purchase FIDELITY INVST MMKT GOVT 57 TRADE DATE 06/02/16 SET/DATE 06/02/16 CUSIP X9USDFIIN 369.89 SHARES	369.89 -	0.00	369.89	0.00
06/02/16	Dividend FIDELITY INVST MMKT GOVT 57 TRADE DATE 06/02/16 SET/DATE 06/02/16 CUSIP X9USDFIIN 369.89 SHARES	369.89	0.00	0.00	0.00
06/02/16	DAILY ENDING BALANCE	0.00	0.00	1,800,966.37	0.00
06/30/16	CLOSING BALANCE	0.00	0.00	1,800,966.37	0.00

Cumulative realized capital gain and loss position from 12/31/2015 for securities held in principal of account:

Short Term: 0.00 \* Long Term: 0.00 \*

\* The above gain and loss position does not include transactions where tax cost information is incomplete or unavailable.

Cash and securities set forth on this Account Statement are held by The Bank of New York Mellon, an affiliate of The Bank of New York Mellon Trust Company, N.A. In addition, The Bank of New York Mellon Trust Company, N.A. may utilize subsidiaries and affiliates to provide services and certain products to the Account. Subsidiaries and affiliates may be compensated for their services and products.

The value of securities set forth on this Account Statement are obtained by The Bank of New York Mellon Trust Company, N.A., from its affiliate, The Bank of New York Mellon which determines such values for Corporate Trust on the basis of market prices and information obtained by The Bank of New York Mellon from unaffiliated third parties (including independent pricing vendors) ("third party pricing services"). The Bank of New York Mellon has not verified such market values or information and makes no assurances as to the accuracy or correctness of such market values or information or that the market values set forth on this Account Statement reflect the value of the securities that can be realized upon the sale of such securities. In addition, the market values for the securities set forth in this Account Statement may differ from the market prices and information for the same securities used by other business units of The Bank of New York Mellon Trust Company, N.A., The Bank of New York Mellon or their respective subsidiaries or affiliates based upon market prices and information received from other third party pricing services utilized by such other business units. Corporate Trust does not compare its market values with those used by, or reconcile different market values used by, other business units of The Bank of New York Mellon Trust Company, N.A., The Bank of New York Mellon or their respective subsidiaries or affiliates. Neither The Bank of New York Mellon Trust Company, N.A. nor The Bank of New York Mellon shall be liable for any loss, damage or expense incurred as a result of or arising from or related to the market values or information provided by third party pricing services or the differences in market prices or information provided by other third party pricing services.

6 9 0000 11 1 131 0096



# BNY MELLON

The Bank of New York Mellon Trust Company, N.A.

KENT COUNTY WATER AUTHORITY  
ATTN: FINANCE DIRECTOR  
1072 MAIN STREET  
WEST WARWICK, RI 02893

## Account Statement

Statement Period 06/01/2016 Through 06/30/2016


Account 853024  
KENT COUNTY WATER AUTHORITY GENERAL  
REFUNDING REVENUE BONDS 2012 SERIES A  
(853024)

Go Paperless. Securely access your account online to view your statements. Ask your BNY Mellon contact how we can help you access your accounts, enter your own transactions or submit an audit confirmation online. Also be sure to ask how Connect(SM), our new web-based, single sign-on platform can help you go paperless.

CLIENT SERVICE MANAGER: SUSAN CALISE  
135 SANTILLI HIGHWAY AIM: 026-0018  
EVERETT, MA 02149  
617-382-5217  
SUSAN.CALISE@BNYMELLON.COM

Visit us at [www.bnymellon.com](http://www.bnymellon.com)

## Account Overview



Percent of all Investments	Asset Classification	Market Value
100%	CASH AND SHORT TERM	1,859,515.84
100%	TOTAL OF ALL INVESTMENTS	1,859,515.84

## Summary of Assets Held

Asset Classification	Market Value	Cost	Accrued Income	Est Annual Income	Market Yield
CASH AND SHORT TERM	1,859,515.84	1,859,515.84	0.00	0.00	0.00%
ACCOUNT TOTALS	1,859,515.84	1,859,515.84	0.00	0.00	0.00%

## Summary of Cash Transactions

Transaction Category	Current Period			Year-to-Date	
	Income	Principal	Realized Gains/Losses	Income	Principal
OPENING BALANCE	0.00	0.00		0.00	0.00
DIVIDENDS	308.57	0.00	0.00	1,111.85	0.00
SALES AND REDEMPTIONS	0.00	0.00	0.00	0.00	317,550.00
OTHER CASH ADDITIONS	0.00	181,541.67	0.00	0.00	1,088,483.33
OTHER CASH DISBURSEMENTS	0.00	0.00	0.00	0.00	320,116.69 -
PURCHASES	308.57 -	0.00	0.00	1,111.85 -	904,374.97 -
CLOSING BALANCE	0.00	181,541.67	0.00	0.00	181,541.67

The above cash transactions summary is provided for information purposes only and may not reflect actual taxable income or deductible expenses as reportable under the Internal Revenue Code.

008791 XBINED002 005115

c  
q  
uuuu  
m  
1-PL3  
S 131.097



BNY MELLON

The Bank of New York Mellon Trust Company, N.A.

Statement Period 06/01/2016 Through 06/30/2016  
Account 853024  
KCWA SER 2012 DEBT SERVICE FD

### Statement of Assets Held

Shares / Per Value	Asset Description	Market Price Average Cost	Market Value Cost	Accrued Income Est Annual Income	Market Yield
<b>CASH AND SHORT TERM</b>					
1,676,770.410	FIDELITY INVST MMKT GOVT 57 CUSIP: X9USDFIIN	1.00000	1,676,770.41	0.00	0.00%
1,203.760	FIDELITY INVST MMKT GOVT 57 CUSIP: X9USDFIIN	1.00000	1,203.76	0.00	0.00%
	CASH BALANCE	0.00000	181,541.67	0.00	0.00%
		0.00000	181,541.67	0.00	
<b>Total CASH AND SHORT TERM</b>			<b>1,859,515.84</b>	<b>0.00</b>	<b>0.00%</b>
			<b>1,859,515.84</b>	<b>0.00</b>	
<b>ACCOUNT TOTALS</b>			<b>1,859,515.84</b>	<b>0.00</b>	<b>0.00%</b>
			<b>1,859,515.84</b>	<b>0.00</b>	
Total Market Value Plus Total Accrued Income 1,859,515.84					

### Statement of Transactions

Transaction Date	Transaction Description	Income	Principal	Cost	Realized Gains/Losses
06/01/16	OPENING BALANCE	0.00	0.00	1,677,665.60	
06/02/16	Purchase FIDELITY INVST MMKT GOVT 57 TRADE DATE 06/02/16 SET/DATE 06/02/16 CUSIP X9USDFIIN 308.57 SHARES	308.57 -	0.00	308.57	0.00
06/02/16	Dividend FIDELITY INVST MMKT GOVT 57 TRADE DATE 06/02/16 SET/DATE 06/02/16 CUSIP X9USDFIIN 308.57 SHARES	308.57	0.00	0.00	0.00
06/02/16	DAILY ENDING BALANCE	0.00	0.00	1,677,974.17	0.00
06/30/16	Cash Credit CREDIT FROM REVENUE FUND TO DS FUND FUND FOR MONTHLY FLOW OF FUNDS	0.00	181,541.67	0.00	0.00
06/30/16	DAILY ENDING BALANCE	0.00	181,541.67	1,677,974.17	0.00
06/30/16	CLOSING BALANCE	0.00	181,541.67	1,677,974.17	0.00

Cumulative realized capital gain and loss position from 12/31/2015 for securities held in principal of account:

Short Term: 0.00 \* Long Term: 0.00 \*

\* The above gain and loss position does not include transactions where tax cost information is incomplete or unavailable.

Cash and securities set forth on this Account Statement are held by The Bank of New York Mellon, an affiliate of The Bank of New York Mellon Trust Company, N.A. In addition, The Bank of New York Mellon Trust Company, N.A. may utilize subsidiaries and affiliates to provide services and certain products to the Account. Subsidiaries and affiliates may be compensated for their services and products.

The value of securities set forth on this Account Statement are obtained by The Bank of New York Mellon Trust Company, N.A., from its affiliate, The Bank of New York Mellon which determines such values for Corporate Trust on the basis of market prices and information obtained by The Bank of New York Mellon from unaffiliated third parties (including independent pricing vendors) ("third party pricing services"). The Bank of New York Mellon has not verified such market values or information and makes no assurances as to the accuracy or correctness of such market values or information or that the market values set forth on this Account Statement reflect the value of the securities that can be realized upon the sale of such securities. In addition, the market values for the securities set forth in this Account Statement may differ from the market prices and information for the same securities used by other business units of The Bank of New York Mellon Trust Company, N.A., The Bank of New York Mellon or their respective subsidiaries or affiliates based upon market prices and information received from other third party pricing services utilized by such other business units. Corporate Trust does not compare its market values with those used by, or reconcile different market values used by, other business units of The Bank of New York Mellon Trust Company, N.A., The Bank of New York Mellon or their respective subsidiaries or affiliates. Neither The Bank of New York Mellon Trust Company, N.A. nor The Bank of New York Mellon shall be liable for any loss, damage or expense incurred as a result of or arising from or related to the market values or information provided by third party pricing services or the differences in market prices or information provided by other third party pricing services.



**BNY MELLON**

The Bank of New York Mellon Trust Company, N.A.

### Account Statement

Statement Period 06/01/2016 Through 06/30/2016

Account 853025  
KENT COUNTY WATER AUTHORITY GENERAL  
REFUNDING REVENUE BONDS 2012 SERIES A  
(853025)


**CLIENT SERVICE MANAGER: SUSAN CALISE**  
135 SANTILLI HIGHWAY AIM: 026-0018  
EVERETT, MA 02149  
617-382-5217  
SUSAN.CALISE@BNYMELLON.COM

KENT COUNTY WATER AUTHORITY  
ATTN: FINANCE DIRECTOR  
1072 MAIN STREET  
WEST WARWICK, RI 02893

Go Paperless. Securely access your account online to view your statements. Ask your BNY Mellon contact how we can help you access your accounts, enter your own transactions or submit an audit confirmation online. Also be sure to ask how Connect(SM), our new web-based, single sign-on platform can help you go paperless.

Visit us at [www.bnymellon.com](http://www.bnymellon.com)

### Account Overview



Percent of all Investments	Asset Classification	Market Value
100%	CASH AND SHORT TERM	998,807.53
100%	TOTAL OF ALL INVESTMENTS	998,807.53

### Summary of Assets Held

Asset Classification	Market Value	Cost	Accrued Income	Est Annual Income	Market Yield
CASH AND SHORT TERM	998,807.53	998,807.53	0.00	0.00	0.00%
<b>ACCOUNT TOTALS</b>	<b>998,807.53</b>	<b>998,807.53</b>	<b>0.00</b>	<b>0.00</b>	<b>0.00%</b>

### Summary of Cash Transactions

Transaction Category	Current Period			Year-to-Date	
	Income	Principal	Realized Gains/Losses	Income	Principal
OPENING BALANCE	0.00	0.00		0.00	0.00
DIVIDENDS	207.29	0.00	0.00	947.57	0.00
SALES AND REDEMPTIONS	0.00	10,519.86	0.00	0.00	10,519.86
OTHER CASH DISBURSEMENTS	0.00	10,519.86 -	0.00	0.00	10,519.86 -
PURCHASES	207.29 -	0.00	0.00	947.57 -	0.00
<b>CLOSING BALANCE</b>	<b>0.00</b>	<b>0.00</b>	<b>0.00</b>	<b>0.00</b>	<b>0.00</b>

The above cash transactions summary is provided for information purposes only and may not reflect actual taxable income or deductible expenses as reportable under the Internal Revenue Code.

008791 XBNED002 005116

e  
0000  
m  
1 PD3  
s 131 098



BNY MELLON

The Bank of New York Mellon Trust Company, N.A.

Statement Period 06/01/2016 Through 06/30/2016

Account 853025

KCWA SER 2012 PJCT FD COI AC

Statement of Assets Held

Table with columns: Shares / Par Value, Asset Description, Market Price Average Cost, Market Value Cost, Accrued Income Est Annual Income, Market Yield. Rows include CASH AND SHORT TERM and ACCOUNT TOTALS.

Statement of Transactions

Table with columns: Transaction Date, Transaction Description, Income, Principal, Cost, Realized Gains/Losses. Rows include OPENING BALANCE, Purchase, Dividend, DAILY ENDING BALANCE, Sale, Cash Debit, and CLOSING BALANCE.

Cumulative realized capital gain and loss position from 12/31/2015 for securities held in principal of account:

Short Term: 0.00 \* Long Term: 0.00 \*

\* The above gain and loss position does not include transactions where tax cost information is incomplete or unavailable.

Cash and securities set forth on this Account Statement are held by The Bank of New York Mellon, an affiliate of The Bank of New York Mellon Trust Company, N.A. In addition, The Bank of New York Mellon Trust Company, N.A. may utilize subsidiaries and affiliates to provide services and certain products to the Account.

The value of securities set forth on this Account Statement are obtained by The Bank of New York Mellon Trust Company, N.A., from its affiliate, The Bank of New York Mellon which determines such values for Corporate Trust on the basis of market prices and information obtained by The Bank of New York Mellon from unaffiliated third parties (including independent pricing vendors) ("third party pricing services").

0 0000 m 1-205 5 131,098



**BNY MELLON**

The Bank of New York Mellon Trust Company, N.A.

KENT COUNTY WATER AUTHORITY  
ATTN: FINANCE DIRECTOR  
1072 MAIN STREET  
WEST WARWICK, RI 02893

### Account Statement

Statement Period 06/01/2016 Through 06/30/2016

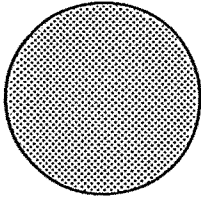
Account 853026  
KENT COUNTY WATER AUTHORITY GENERAL  
REFUNDING REVENUE BONDS DEBT SERVICE  
SAVINGS ACCOUNT FOR CIP

CLIENT SERVICE MANAGER: SUSAN CALISE  
135 SANTILLI HIGHWAY AIM: 026-0018  
EVERETT, MA 02149  
617-382-5217  
SUSAN.CALISE@BNYMELLON.COM

Go Paperless. Securely access your account online to view your statements. Ask your BNY Mellon contact how we can help you access your accounts, enter your own transactions or submit an audit confirmation online. Also be sure to ask how Connect(SM), our new web-based, single sign-on platform can help you go paperless.

Visit us at [www.bnymellon.com](http://www.bnymellon.com)

### Account Overview



Percent of all Investments	Asset Classification	Market Value
100%	CASH AND SHORT TERM	373.33
100%	TOTAL OF ALL INVESTMENTS	373.33

### Summary of Assets Held

Asset Classification	Market Value	Cost	Accrued Income	Est Annual Income	Market Yield
CASH AND SHORT TERM	373.33	373.33	0.00	0.00	0.00%
<b>ACCOUNT TOTALS</b>	<b>373.33</b>	<b>373.33</b>	<b>0.00</b>	<b>0.00</b>	<b>0.00%</b>

### Summary of Cash Transactions

Transaction Category	Current Period			Year-to-Date	
	Income	Principal	Realized Gains/Losses	Income	Principal
OPENING BALANCE	0.00	0.00		0.00	0.00
DIVIDENDS	373.33	0.00	0.00	1,623.22	0.00
SALES AND REDEMPTIONS	1,753.06	1,859,932.34	0.00	1,753.06	1,859,932.34
OTHER CASH ADDITIONS	0.00	1,753.06	0.00	0.00	228,563.06
OTHER CASH DISBURSEMENTS	1,753.06 -	1,861,312.07 -	0.00	1,753.06 -	1,861,312.07 -
PURCHASES	373.33 -	0.00	0.00	1,623.22 -	226,810.00 -
<b>CLOSING BALANCE</b>	<b>0.00</b>	<b>373.33</b>	<b>0.00</b>	<b>0.00</b>	<b>373.33</b>

The above cash transactions summary is provided for information purposes only and may not reflect actual taxable income or deductible expenses as reportable under the Internal Revenue Code.

008791 XBENED002 005117

C  
00000  
M  
1 PDS  
S 131.059



BNY MELLON

The Bank of New York Mellon Trust Company, N.A.

Statement Period 06/01/2016 Through 06/30/2016  
Account 853026  
KCWA DEBT SERVICE SAVINGS CIP

Statement of Assets Held

Shares / Par Value	Asset Description	Market Price Average Cost	Market Value Cost	Accrued Income Est Annual Income	Market Yield
<b>CASH AND SHORT TERM</b>					
	CASH BALANCE	0.00000	373.33	0.00	0.00%
		0.00000	373.33	0.00	
<b>Total CASH AND SHORT TERM</b>			<b>373.33</b>	<b>0.00</b>	<b>0.00%</b>
			<b>373.33</b>	<b>0.00</b>	
<b>ACCOUNT TOTALS</b>			<b>373.33</b>	<b>0.00</b>	<b>0.00%</b>
			<b>373.33</b>	<b>0.00</b>	
Total Market Value Plus Total Accrued Income 373.33					

Statement of Transactions

Transaction Date	Transaction Description	Income	Principal	Cost	Realized Gains/Losses
06/01/16	OPENING BALANCE	0.00	0.00	1,861,312.07	
06/02/16	Purchase FIDELITY INVST MMKT GOVT 57 TRADE DATE 06/02/16 SET/DATE 06/02/16 CUSIP X9USDFIINI 373.33 SHARES	373.33 -	0.00	373.33	0.00
06/02/16	Dividend FIDELITY INVST MMKT GOVT 57 TRADE DATE 06/02/16 SET/DATE 06/02/16 CUSIP X9USDFIIN 373.33 SHARES	373.33	0.00	0.00	0.00
06/02/16	DAILY ENDING BALANCE	0.00	0.00	1,861,685.40	0.00
06/30/16	Sale FIDELITY INVST MMKT GOVT 57 TRADE DATE 06/30/16 SET/DATE 06/30/16 CUSIP X9USDFIIN 1,859,932.34 SHARES	0.00	1,859,932.34	1,859,932.34 -	0.00
06/30/16	Sale FIDELITY INVST MMKT GOVT 57 TRADE DATE 06/30/16 SET/DATE 06/30/16 CUSIP X9USDFIINI 1,753.06 SHARES	1,753.06	0.00	1,753.06 -	0.00
06/30/16	Cash Credit TRANSFER FROM INTEREST TO PRIN	0.00	1,753.06	0.00	0.00
06/30/16	Cash Debit TRANSFER FROM INTEREST TO PRINCIPAL	1,753.06 -	0.00	0.00	0.00
06/30/16	Cash Debit BANK OF NEW YORK MELLON 021000018 KCWA RENEWAL REPLACEMENT AC PUC 2 IMMS/6676758400 MONTH END TRANSFER FOR DS	0.00	228,060.07 -	0.00	0.00
06/30/16	Cash Debit BANK OF NEW YORK MELLON 021000018 KCWA RENEWAL REPLACEMENT AC PUC 1 IMMS/6676748400 MONTH END TRANSFER FOR DS	0.00	1,633,252.00 -	0.00	0.00
06/30/16	DAILY ENDING BALANCE	0.00	373.33	0.00	0.00
06/30/16	CLOSING BALANCE	0.00	373.33	0.00	0.00

Cumulative realized capital gain and loss position from 12/31/2015 for securities held in principal of account:

Short Term: 0.00 \* Long Term: 0.00 \*

\* The above gain and loss position does not include transactions where tax cost information is incomplete or unavailable.

0.0000  
M  
1403  
S 131,099



**BNY MELLON**

The Bank of New York Mellon Trust Company, N.A.

Statement Period 06/01/2016 Through 06/30/2016

Account 853026

KCWA DEBT SERVICE SAVINGS CIP

008791 XBNE002 005118 E

Cash and securities set forth on this Account Statement are held by The Bank of New York Mellon, an affiliate of The Bank of New York Mellon Trust Company, N.A. In addition, The Bank of New York Mellon Trust Company, N.A. may utilize subsidiaries and affiliates to provide services and certain products to the Account. Subsidiaries and affiliates may be compensated for their services and products.

The value of securities set forth on this Account Statement are obtained by The Bank of New York Mellon Trust Company, N.A., from its affiliate, The Bank of New York Mellon which determines such values for Corporate Trust on the basis of market prices and information obtained by The Bank of New York Mellon from unaffiliated third parties (including independent pricing vendors) ("third party pricing services"). The Bank of New York Mellon has not verified such market values or information and makes no assurances as to the accuracy or correctness of such market values or information or that the market values set forth on this Account Statement reflect the value of the securities that can be realized upon the sale of such securities. In addition, the market values for the securities set forth in this Account Statement may differ from the market prices and information for the same securities used by other business units of The Bank of New York Mellon Trust Company, N.A., The Bank of New York Mellon or their respective subsidiaries or affiliates based upon market prices and information received from other third party pricing services utilized by such other business units. Corporate Trust does not compare its market values with those used by, or reconcile different market values used by, other business units of The Bank of New York Mellon Trust Company, N.A., The Bank of New York Mellon or their respective subsidiaries or affiliates. Neither The Bank of New York Mellon Trust Company, N.A. nor The Bank of New York Mellon shall be liable for any loss, damage or expense incurred as a result of or arising from or related to the market values or information provided by third party pricing services or the differences in market prices or information provided by other third party pricing services.

0000 M 1PDS S 131.100



***This Page Intentionally Blank***



# BNY MELLON

The Bank of New York Mellon Trust Company, N.A.

WENT COUNTY WATER AUTHORITY  
ATTN: FINANCE DIRECTOR  
1072 MAIN STREET  
WEST WARWICK, RI 02893-3724

## Account Statement

Statement Period 05/01/2016 Through 05/31/2016

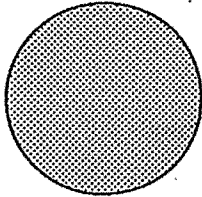
Account 112600  
KOWA GENERAL REVENUE ACCOUNT

CLIENT SERVICE MANAGER: SUSAN CALISE  
135 SANTILLI HIGHWAY AIM: 026-0018  
EVERETT, MA 02149  
617-382-5217  
SUSAN.CALISE@BNYMELLON.COM

Go Paperless. Securely access your account online to view your statements. Ask your BNY Mellon contact how we can help you access your accounts, enter your own transactions or submit an audit confirmation online. Also be sure to ask how Connect(SM), our new web-based, single sign-on platform can help you go paperless.

Visit us at [www.bnymellon.com](http://www.bnymellon.com)

## Account Overview



Percent of all Investments	Asset Classification	Market Value
100%	CASH AND SHORT TERM	916,552.97
100%	TOTAL OF ALL INVESTMENTS	916,552.97

## Summary of Assets Held

Asset Classification	Market Value	Cost	Accrued Income	Est Annual Income	Market Yield
CASH AND SHORT TERM	916,552.97	916,552.97	0.00	0.00	0.00%
ACCOUNT TOTALS	916,552.97	916,552.97	0.00	0.00	0.00%

## Summary of Cash Transactions

Transaction Category	Current Period			Year-to-Date	
	Income	Principal	Realized Gains/Losses	Income	Principal
OPENING BALANCE	0.00	0.00		0.00	0.00
DIVIDENDS	224.24	0.00	0.00	1,088.88	0.00
SALES AND REDEMPTIONS	0.00	1,702,541.66	0.00	0.00	7,665,220.02
OTHER CASH ADDITIONS	0.00	1,000,224.24	0.00	0.00	9,479,507.39
OTHER CASH DISBURSEMENTS	224.24 -	1,702,541.66 -	0.00	1,088.88 -	9,781,441.96 -
PURCHASES	0.00	1,000,224.24 -	0.00	0.00	7,363,285.45 -
CLOSING BALANCE	0.00	0.00	0.00	0.00	0.00

The above cash transactions summary is provided for information purposes only and may not reflect actual taxable income or deductible expenses as reportable under the Internal Revenue Code.

000264 XBNEF601 005586

c  
q u u u u  
m  
1 P D 3 s 9 2 3 1 0



**BNY MELLON**

The Bank of New York Mellon Trust Company, N.A.

Statement Period 05/01/2016 Through 05/31/2016

Account 112600

KCWA GENERAL REVENUE ACCOUNT

### Statement of Assets Held

Shares / Par Value	Asset Description	Market Price Average Cost	Market Value Cost	Accrued Income Est Annual Income	Market Yield
<b>CASH AND SHORT TERM</b>					
916,552.970	FIDELITY INVST MMKT GOVT 57 CUSIP: X9USDFIIN	1.00000 1.00000	916,552.97 916,552.97	0.00 0.00	0.00% 0.00%
<b>Total CASH AND SHORT TERM</b>			<b>916,552.97</b>	<b>0.00</b>	<b>0.00%</b>
<b>ACCOUNT TOTALS</b>			<b>916,552.97</b>	<b>0.00</b>	<b>0.00%</b>
Total Market Value Plus Total Accrued Income 916,552.97					

### Statement of Transactions

Transaction Date	Transaction Description	Income	Principal	Cost	Realized Gains/Losses
05/01/16	OPENING BALANCE	0.00	0.00	1,618,870.39	
05/03/16	Dividend FIDELITY INVST MMKT GOVT 57 TRADE DATE 05/03/16 SET/DATE 05/03/16 CUSIP X9USDFIIN 224.24 SHARES	224.24	0.00	0.00	0.00
05/03/16	Cash Credit CW00005523: SWP FRM 1126008401	0.00	224.24	0.00	0.00
05/03/16	Cash Debit CW00005523: SWP TO 1126008400	224.24 -	0.00	0.00	0.00
05/03/16	DAILY ENDING BALANCE	0.00	224.24	1,618,870.39	0.00
05/04/16	Purchase FIDELITY INVST MMKT GOVT 57 TRADE DATE 05/04/16 SET/DATE 05/04/16 CUSIP X9USDFIIN 224.24 SHARES	0.00	224.24 -	224.24	0.00
05/04/16	DAILY ENDING BALANCE	0.00	0.00	1,619,094.63	0.00
05/09/16	Sale FIDELITY INVST MMKT GOVT 57 TRADE DATE 05/09/16 SET/DATE 05/09/16 CUSIP X9USDFIIN 900,000.00 SHARES	0.00	900,000.00 -	900,000.00 -	0.00
05/09/16	Cash Debit TRANSFER FROM GENERAL FUND TO O&M FUND F OR PARTIAL FUNDING OF APPROVED BUDGET	0.00	900,000.00 -	0.00	0.00
05/09/16	DAILY ENDING BALANCE	0.00	0.00	719,094.63	0.00
05/26/16	Purchase FIDELITY INVST MMKT GOVT 57 TRADE DATE 05/26/16 SET/DATE 05/26/16 CUSIP X9USDFIIN 1,000,000.00 SHARES	0.00	1,000,000.00 -	1,000,000.00	0.00
05/26/16	Cash Credit ORD CUST:95690040 KENT COUNTY WATER CMDI 23 BROAD STREET WE ORD INST:WASHINGTON TRUST COMPANY WESTERLY, RHODE ISLAND DETAIL:KENT COUNTY WATER AUTHORITY/REC/ 000 IMA:20160526QMGFT013 000899 FTS:FDF1605261087600	0.00	1,000,000.00	0.00	0.00
05/26/16	DAILY ENDING BALANCE	0.00	0.00	1,719,094.63	0.00
05/31/16	Sale FIDELITY INVST MMKT GOVT 57 TRADE DATE 05/31/16 SET/DATE 05/31/16 CUSIP X9USDFIIN 802,541.66 SHARES	0.00	802,541.66	802,541.66 -	0.00
05/31/16	Cash Debit TRANSFER FOR MONTH ENDS FLOW OF FUNDS	0.00	802,541.66 -	0.00	0.00



**BNY MELLON**

The Bank of New York Mellon Trust Company, N.A.

Statement Period 05/01/2016 Through 05/31/2016

Account 112600

KCWA GENERAL REVENUE ACCOUNT

**Statement of Transactions - Continued**

Transaction Date	Transaction Description	Income	Principal	Cost	Realized Gains/Losses
05/31/16	DAILY ENDING BALANCE	0.00	0.00	916,552.97	0.00
05/31/16	CLOSING BALANCE	0.00	0.00	916,552.97	0.00

Cumulative realized capital gain and loss position from 12/31/2015 for securities held in principal of account:

Short Term: 0.00 \* Long Term: 0.00 \*

\* The above gain and loss position does not include transactions where tax cost information is incomplete or unavailable.

Cash and securities set forth on this Account Statement are held by The Bank of New York Mellon, an affiliate of The Bank of New York Mellon Trust Company, N.A. In addition, The Bank of New York Mellon Trust Company, N.A. may utilize subsidiaries and affiliates to provide services and certain products to the Account. Subsidiaries and affiliates may be compensated for their services and products.

The value of securities set forth on this Account Statement are obtained by The Bank of New York Mellon Trust Company, N.A., from its affiliate, The Bank of New York Mellon which determines such values for Corporate Trust on the basis of market prices and information obtained by The Bank of New York Mellon from unaffiliated third parties (including independent pricing vendors) ("third party pricing services"). The Bank of New York Mellon has not verified such market values or information and makes no assurances as to the accuracy or correctness of such market values or information or that the market values set forth on this Account Statement reflect the value of the securities that can be realized on the sale of such securities. In addition, the market values for the securities set forth in this Account Statement may differ from the market prices and information for the same securities used by other business units of The Bank of New York Mellon Trust Company, N.A., The Bank of New York Mellon or their respective subsidiaries or affiliates based upon market prices and information received from other third party pricing services utilized by such other business units. Corporate Trust does not compare its market values with those used by, or reconcile different market values used by, other business units of The Bank of New York Mellon Trust Company, N.A., The Bank of New York Mellon or their respective subsidiaries or affiliates. Neither The Bank of New York Mellon Trust Company, N.A. nor The Bank of New York Mellon shall be liable for any loss, damage or expense incurred as a result of or arising from or related to the market values or information provided by third party pricing services or the differences in market prices or information provided by other third party pricing services.

000264 XBNEF601 005597

C 0000  
M 1P03 5 92311

***This Page Intentionally Blank***

---

---



# BNY MELLON

The Bank of New York Mellon Trust Company, N.A.

WENT COUNTY WATER AUTHORITY  
ATTN: FINANCE DIRECTOR  
1072 MAIN STREET  
WEST WARWICK, RI 02893-3724

## Account Statement

Statement Period 05/01/2016 Through 05/31/2016

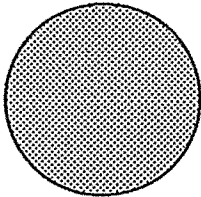
Account 112601  
KCWA OPERATING REVENUE ALLOWANCE

CLIENT SERVICE MANAGER: SUSAN CALISE  
135 SANTILLI HIGHWAY AIM: 026-0018  
EVERETT, MA 02149  
617-982-5217  
SUSAN.CALISE@BNYMELLON.COM

Go Paperless. Securely access your account online to view your statements. Ask your BNY Mellon contact how we can help you access your accounts, enter your own transactions or submit an audit confirmation online. Also be sure to ask how Connect(SM), our new web-based, single sign-on platform can help you go paperless.

Visit us at [www.bnymellon.com](http://www.bnymellon.com)

## Account Overview



Percent of all Investments	Asset Classification	Market Value
100%	CASH AND SHORT TERM	1,168,471.42
100%	TOTAL OF ALL INVESTMENTS	1,168,471.42

## Summary of Assets Held

Asset Classification	Market Value	Cost	Accrued Income	Est Annual Income	Market Yield
CASH AND SHORT TERM	1,168,471.42	1,168,471.42	0.00	0.00	0.00%
ACCOUNT TOTALS	1,168,471.42	1,168,471.42	0.00	0.00	0.00%

## Summary of Cash Transactions

Transaction Category	Current Period			Year-to-Date	
	Income	Principal	Realized Gains/Losses	Income	Principal
OPENING BALANCE	0.00	0.00		0.00	0.00
DIVIDENDS	214.41	0.00	0.00	854.28	0.00
SALES AND REDEMPTIONS	0.00	0.00	0.00	0.00	607,077.00
OTHER CASH ADDITIONS	0.00	24,519.07	0.00	0.00	122,377.58
OTHER CASH DISBURSEMENTS	214.41 -	0.00	0.00	854.28 -	607,077.00 -
PURCHASES	0.00	24,519.07 -	0.00	0.00	122,377.58 -
CLOSING BALANCE	0.00	0.00	0.00	0.00	0.00

The above cash transactions summary is provided for information purposes only and may not reflect actual taxable income or deductible expenses as reportable under the Internal Revenue Code.

000264 XBNEF601 005588

G  
00000  
M  
1P03  
S 9231



**BNY MELLON**

The Bank of New York Mellon Trust Company, N.A.

Statement Period 05/01/2016 Through 05/31/2016

Account 112601

KCWA OPERATING REVENUE ALLOWANCE

### Statement of Assets Held

Shares / Par Value	Asset Description	Market Price Average Cost	Market Value Cost	Accrued Income Est Annual Income	Market Yield
<b>CASH AND SHORT TERM</b>					
1,168,471.420	FIDELITY INVST MMKT GOVT 57 CUSIP: X9USDFIIN	1.00000 1.00000	1,168,471.42 1,168,471.42	0.00 0.00	0.00% 0.00%
<b>Total CASH AND SHORT TERM</b>			<b>1,168,471.42</b>	<b>0.00</b>	<b>0.00%</b>
<b>ACCOUNT TOTALS</b>			<b>1,168,471.42</b>	<b>0.00</b>	<b>0.00%</b>
Total Market Value Plus Total Accrued Income 1,168,471.42					

### Statement of Transactions

Transaction Date	Transaction Description	Income	Principal	Cost	Realized Gains/Losses
05/01/16	OPENING BALANCE	0.00	0.00	1,143,952.35	
05/03/16	Dividend FIDELITY INVST MMKT GOVT 57 TRADE DATE 05/03/16 SET/DATE 05/03/16 CUSIP X9USDFIIN 214.41 SHARES	214.41	0.00	0.00	0.00
05/03/16	Cash Credit CW00005524: SWP FRM 1126018401	0.00	214.41	0.00	0.00
05/03/16	Cash Debit CW00005524: SWP TO 1126018400	214.41 -	0.00	0.00	0.00
05/03/16	DAILY ENDING BALANCE	0.00	214.41	1,143,952.35	0.00
05/04/16	Purchase FIDELITY INVST MMKT GOVT 57 TRADE DATE 05/04/16 SET/DATE 05/04/16 CUSIP X9USDFIIN 214.41 SHARES	0.00	214.41 -	214.41	0.00
05/04/16	DAILY ENDING BALANCE	0.00	0.00	1,144,166.76	0.00
05/31/16	Purchase FIDELITY INVST MMKT GOVT 57 TRADE DATE 05/31/16 SET/DATE 05/31/16 CUSIP X9USDFIIN 24,304.66 SHARES	0.00	24,304.66 -	24,304.66	0.00
05/31/16	Cash Credit CREDIT FROM REVENUE FUND TO OPERATING FUND FOR MONTHLY FLOW OF FUNDS	0.00	24,304.66	0.00	0.00
05/31/16	DAILY ENDING BALANCE	0.00	0.00	1,168,471.42	0.00
05/31/16	CLOSING BALANCE	0.00	0.00	1,168,471.42	0.00

Cumulative realized capital gain and loss position from 12/31/2015 for securities held in principal of account:

Short Term: 0.00 \* Long Term: 0.00 \*

\* The above gain and loss position does not include transactions where tax cost information is incomplete or unavailable.

Cash and securities set forth on this Account Statement are held by The Bank of New York Mellon, an affiliate of The Bank of New York Mellon Trust Company, N.A. In addition, The Bank of New York Mellon Trust Company, N.A. may utilize subsidiaries and affiliates to provide services and certain products to the Account. Subsidiaries and affiliates may be compensated for their services and products.

The value of securities set forth on this Account Statement are obtained by The Bank of New York Mellon Trust Company, N.A., from its affiliate, The Bank of New York Mellon which determines such values for Corporate Trust on the basis of market prices and information obtained by The Bank of New York Mellon from unaffiliated third parties (including independent pricing vendors) ("third party pricing services"). The Bank of New York Mellon has not verified such market values or information and makes no assurances as to the accuracy or correctness of such market values or information or that the market values set forth on this Account Statement reflect the value of the securities that can be realized upon the sale of such securities. In addition, the market values for the securities set forth in this Account Statement may differ from the market prices and information for the same securities used by other business units of The Bank of New York Mellon Trust Company, N.A., The Bank of New York Mellon or their respective subsidiaries or affiliates based upon market prices and information received from other third party pricing services utilized by such other business units. Corporate Trust does not compare its market values with those used by, or reconcile different market values used by, other business units of The Bank of New York Mellon Trust Company, N.A., The Bank of New York Mellon or their respective subsidiaries or affiliates. Neither The Bank of New York Mellon Trust Company, N.A. nor The Bank of New York Mellon shall be liable for any loss, damage or expense incurred as a result of or arising from or related to the market values or information provided by third party pricing services or the differences in market prices or information provided by other third party pricing services.



**BNY MELLON**

The Bank of New York Mellon Trust Company, N.A.

**WENT COUNTY WATER AUTHORITY**  
ATTN: FINANCE DIRECTOR  
1072 MAIN STREET  
WEST WARWICK, RI 02893-3724

### Account Statement

Statement Period 05/01/2016 Through 05/31/2016

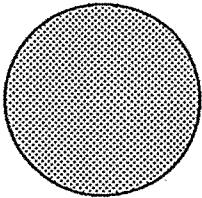
Account 112602  
KCWA GEN OP & MAINT ACCT

**CLIENT SERVICE MANAGER: SUSAN CALISE**  
135 SANTILLI HIGHWAY AIM: 026-0018  
EVERETT, MA 02149  
617-382-5217  
SUSAN.CALISE@BNYMELLON.COM

Go Paperless. Securely access your account online to view your statements. Ask your BNY Mellon contact how we can help you access your accounts, enter your own transactions or submit an audit confirmation online. Also be sure to ask how Connect(SM), our new web-based, single sign-on platform can help you go paperless.

Visit us at [www.bnymellon.com](http://www.bnymellon.com)

### Account Overview



Percent of all Investments	Asset Classification	Market Value
100%	CASH AND SHORT TERM	0.83
100%	<b>TOTAL OF ALL INVESTMENTS</b>	<b>0.83</b>

### Summary of Assets Held

Asset Classification	Market Value	Cost	Accrued Income	Est Annual Income	Market Yield
CASH AND SHORT TERM	0.83	0.83	0.00	0.00	0.00%
<b>ACCOUNT TOTALS</b>	<b>0.83</b>	<b>0.83</b>	<b>0.00</b>	<b>0.00</b>	<b>0.00%</b>

### Summary of Cash Transactions

Transaction Category	Current Period			Year-to-Date	
	Income	Principal	Realized Gains/Losses	Income	Principal
OPENING BALANCE	0.00	0.00		0.00	0.00
DIVIDENDS	0.00	0.00	0.00	0.65	0.00
SALES AND REDEMPTIONS	0.00	0.00	0.00	0.00	68,951.17
OTHER CASH ADDITIONS	0.00	900,000.00	0.00	0.00	4,568,952.00
OTHER CASH DISBURSEMENTS	0.00	900,000.00 -	0.00	0.65 -	4,568,951.17 -
PURCHASES	0.00	0.00	0.00	0.00	68,952.00 -
<b>CLOSING BALANCE</b>	<b>0.00</b>	<b>0.00</b>	<b>0.00</b>	<b>0.00</b>	<b>0.00</b>

The above cash transactions summary is provided for information purposes only and may not reflect actual taxable income or deductible expenses as reportable under the Internal Revenue Code.

000264 XBNF601 005589

0  
B  
U  
U  
U  
M  
1  
P  
U  
S  
S  
9  
2  
3  
1  
3





**BNY MELLON**

The Bank of New York Mellon Trust Company, N.A.

Statement Period 05/01/2016 Through 05/31/2016

Account 112602

KCWA GEN OP & MAINT ACCT

### Statement of Assets Held

Shares / Par Value	Asset Description	Market Price Average Cost	Market Value Cost	Accrued Income Est Annual Income	Market Yield
<b>CASH AND SHORT TERM</b>					
0.830	FIDELITY INVST MMKT GOVT 57 CUSIP: X9USDFIIN	1.00000 1.00000	0.83 0.83	0.00 0.00	0.00% 0.00%
<b>Total CASH AND SHORT TERM :</b>			<b>0.83</b>	<b>0.00</b>	<b>0.00%</b>

### ACCOUNT TOTALS

Total Market Value Plus Total Accrued Income 0.83

### Statement of Transactions

Transaction Date	Transaction Description	Income	Principal	Cost	Realized Gains/Losses
05/01/16	OPENING BALANCE	0.00	0.00	0.83	
05/09/16	Cash Credit TRANSFER TO O&M FUND FROM GENERAL FUND FOR PARTIAL FUNDING OF APPROVED BUDGET	0.00	900,000.00	0.00	0.00
05/09/16	Cash Debit WASHINGTON TRUST COMPANY 011500858 KENT COUNTY WATER AUTH. CHECK ACCT 95688690 WIRE TO KCWA- WASHINGTON TRUSTFOR OF PYMT-PARTIAL FUNDING OF APPROVED BUDGET PER REQ DTD 05/09/2016	0.00	900,000.00 -	0.00	0.00
05/09/16	DAILY ENDING BALANCE	0.00	0.00	0.83	0.00
05/31/16	CLOSING BALANCE	0.00	0.00	0.83	0.00

Cumulative realized capital gain and loss position from 12/31/2015 for securities held in principal of account:

Short Term: 0.00 \* Long Term: 0.00 \*

\* The above gain and loss position does not include transactions where tax cost information is incomplete or unavailable.

Cash and securities set forth on this Account Statement are held by The Bank of New York Mellon, an affiliate of The Bank of New York Mellon Trust Company, N.A. In addition, The Bank of New York Mellon Trust Company, N.A. may utilize subsidiaries and affiliates to provide services and certain products to the Account. Subsidiaries and affiliates may be compensated for their services and products.

The value of securities set forth on this Account Statement are obtained by The Bank of New York Mellon Trust Company, N.A., from its affiliate, The Bank of New York Mellon which determines such values for Corporate Trust on the basis of market prices and information obtained by The Bank of New York Mellon from unaffiliated third parties (including independent pricing vendors) ("third party pricing services"). The Bank of New York Mellon has not verified such market values or information and makes no assurances as to the accuracy or correctness of such market values or information or that the market values set forth on this Account Statement reflect the value of the securities that can be realized upon the sale of such securities. In addition, the market values for the securities set forth in this Account Statement may differ from the market prices and information for the same securities used by other business units of The Bank of New York Mellon Trust Company, N.A., The Bank of New York Mellon or their respective subsidiaries or affiliates based upon market prices and information received from other third party pricing services utilized by such other business units. Corporate Trust does not compare its market values with those used by, or reconcile different market values used by, other business units of The Bank of New York Mellon Trust Company, N.A., The Bank of New York Mellon or their respective subsidiaries or affiliates. Neither The Bank of New York Mellon Trust Company, N.A. nor The Bank of New York Mellon shall be liable for any loss, damage or expense incurred as a result of or arising from or related to the market values or information provided by third party pricing services or the differences in market prices or information provided by other third party pricing services.

0  
0  
11  
1  
2  
3  
5  
6  
7  
8  
9  
10  
11  
12  
13  
14  
15  
16  
17  
18  
19  
20  
21  
22  
23  
24  
25  
26  
27  
28  
29  
30  
31  
32  
33  
34  
35  
36  
37  
38  
39  
40  
41  
42  
43  
44  
45  
46  
47  
48  
49  
50



**BNY MELLON**

The Bank of New York Mellon Trust Company, N.A.

**KENT COUNTY WATER AUTHORITY**  
ATTN: FINANCE DIRECTOR  
1072 MAIN STREET  
WEST WARWICK, RI 02893-3724

### Account Statement

Statement Period 05/01/2016 Through 05/31/2016

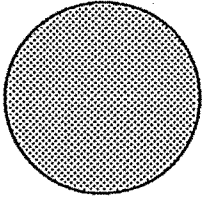
Account 112603  
KCWA GEN REN & REP RESV ACCT

**CLIENT SERVICE MANAGER: SUSAN CALISE**  
135 SANTILLI HIGHWAY AIM: 026-0018  
EVERETT, MA 02149  
617-382-5217  
SUSAN.CALISE@BNYMELLON.COM

Go Paperless. Securely access your account online to view your statements. Ask your BNY Mellon contact how we can help you access your accounts, enter your own transactions or submit an audit confirmation online. Also be sure to ask how Connect(SM), our new web-based, single sign-on platform can help you go paperless.

Visit us at [www.bnymellon.com](http://www.bnymellon.com)

### Account Overview



Percent of all Investments	Asset Classification	Market Value
100%	CASH AND SHORT TERM	1,377,050.77
100%	TOTAL OF ALL INVESTMENTS	1,377,050.77

### Summary of Assets Held

Asset Classification	Market Value	Cost	Accrued Income	Est Annual Income	Market Yield
CASH AND SHORT TERM	1,377,050.77	1,377,050.77	0.00	0.00	0.00%
ACCOUNT TOTALS	1,377,050.77	1,377,050.77	0.00	0.00	0.00%

### Summary of Cash Transactions

Transaction Category	Current Period			Year-to-Date	
	Income	Principal	Realized Gains/Losses	Income	Principal
OPENING BALANCE	0.00	0.00		0.00	0.00
DIVIDENDS	263.29	0.00	0.00	1,010.17	0.00
OTHER CASH ADDITIONS	0.00	263.29	0.00	0.00	1,010.17
OTHER CASH DISBURSEMENTS	263.29 -	0.00	0.00	1,010.17 -	0.00
PURCHASES	0.00	263.29 -	0.00	0.00	1,010.17 -
CLOSING BALANCE	0.00	0.00	0.00	0.00	0.00

The above cash transactions summary is provided for information purposes only and may not reflect actual taxable income or deductible expenses as reportable under the Internal Revenue Code.

000264 XBNEF601 005590

G  
Q  
W  
M  
1  
P  
S  
3  
2  
3  
1  
4



**BNY MELLON**

The Bank of New York Mellon Trust Company, N.A.

Statement Period 05/01/2016 Through 05/31/2016

Account 112603

KCWA GEN REN & REP RESV ACCT

### Statement of Assets Held

Shares / Par Value	Asset Description	Market Price Average Cost	Market Value Cost	Accrued Income Est Annual Income	Market Yield
<b>CASH AND SHORT TERM</b>					
1,377,050.770	FIDELITY INVST MMKT GOVT 57 CUSIP: X9USDFIIN	1.00000 1.00000	1,377,050.77 1,377,050.77	0.00 0.00	0.00% 0.00%
<b>Total CASH AND SHORT TERM</b>			<b>1,377,050.77</b>	<b>0.00</b>	<b>0.00%</b>
<b>ACCOUNT TOTALS</b>			<b>1,377,050.77</b>	<b>0.00</b>	<b>0.00%</b>
Total Market Value Plus Total Accrued Income 1,377,050.77					

### Statement of Transactions

Transaction Date	Transaction Description	Income	Principal	Cost	Realized Gains/Losses
05/01/16	OPENING BALANCE	0.00	0.00	1,376,787.48	
05/03/16	Dividend FIDELITY INVST MMKT GOVT 57 TRADE DATE 05/03/16 SET/DATE 05/03/16 CUSIP X9USDFIIN 263.29 SHARES	263.29	0.00	0.00	0.00
05/03/16	Cash Credit CW00005526: SWP FRM 1126038401	0.00	263.29	0.00	0.00
05/03/16	Cash Debit CW00005526: SWP TO 1126038400	263.29 -	0.00	0.00	0.00
05/03/16	DAILY ENDING BALANCE	0.00	263.29	1,376,787.48	0.00
05/04/16	Purchase FIDELITY INVST MMKT GOVT 57 TRADE DATE 05/04/16 SET/DATE 05/04/16 CUSIP X9USDFIIN 263.29 SHARES	0.00	263.29 -	263.29	0.00
05/04/16	DAILY ENDING BALANCE	0.00	0.00	1,377,050.77	0.00
05/31/16	CLOSING BALANCE	0.00	0.00	1,377,050.77	0.00

Cumulative realized capital gain and loss position from 12/31/2015 for securities held in principal of account:

Short Term: 0.00 \* Long Term: 0.00 \*

\* The above gain and loss position does not include transactions where tax cost information is incomplete or unavailable.

Cash and securities set forth on this Account Statement are held by The Bank of New York Mellon, an affiliate of The Bank of New York Mellon Trust Company, N.A. In addition, The Bank of New York Mellon Trust Company, N.A. may utilize subsidiaries and affiliates to provide services and certain products to the Account. Subsidiaries and affiliates may be compensated for their services and products.

The value of securities set forth on this Account Statement are obtained by The Bank of New York Mellon Trust Company, N.A., from its affiliate, The Bank of New York Mellon which determines such values for Corporate Trust on the basis of market prices and information obtained by The Bank of New York Mellon from unaffiliated third parties (including independent pricing vendors) ("third party pricing services"). The Bank of New York Mellon has not verified such market values or information and makes no assurances as to the accuracy or correctness of such market values or information or that the market values set forth on this Account Statement reflect the value of the securities that can be realized upon the sale of such securities. In addition, the market values for the securities set forth in this Account Statement may differ from the market prices and information for the same securities used by other business units of The Bank of New York Mellon Trust Company, N.A., The Bank of New York Mellon or their respective subsidiaries or affiliates based upon market prices and information received from other third party pricing services utilized by such other business units. Corporate Trust does not compare its market values with those used by, or reconcile different market values used by, other business units of The Bank of New York Mellon Trust Company, N.A., The Bank of New York Mellon or their respective subsidiaries or affiliates. Neither The Bank of New York Mellon Trust Company, N.A. nor The Bank of New York Mellon shall be liable for any loss, damage or expense incurred as a result of or arising from or related to the market values or information provided by third party pricing services or the differences in market prices or information provided by other third party pricing services.



**BNY MELLON**

The Bank of New York Mellon Trust Company, N.A.

**CENT COUNTY WATER AUTHORITY**  
ATTN: FINANCE DIRECTOR  
1072 MAIN STREET  
WEST WARWICK, RI 02893-3724

### Account Statement

Statement Period 05/01/2016 Through 05/31/2016

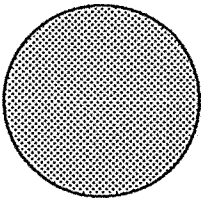
Account 112604  
KCWA GEN RENEWAL AND REPLACEMENT AC

**CLIENT SERVICE MANAGER: SUSAN CALISE**  
135 SANTILLI HIGHWAY AIM: 026-0018  
EVERETT, MA 02149  
617-382-5217  
SUSAN.CALISE@BNYMELLON.COM

Go Paperless. Securely access your account online to view your statements. Ask your BNY Mellon contact how we can help you access your accounts, enter your own transactions or submit an audit confirmation online. Also be sure to ask how Connect(SM), our new web-based, single sign-on platform can help you go paperless.

Visit us at [www.bnymellon.com](http://www.bnymellon.com)

### Account Overview



Percent of all Investments	Asset Classification	Market Value
100%	CASH AND SHORT TERM	62,350.89
100%	TOTAL OF ALL INVESTMENTS	62,350.89

### Summary of Assets Held

Asset Classification	Market Value	Cost	Accrued Income	Est Annual Income	Market Yield
CASH AND SHORT TERM	62,350.89	62,350.89	0.00	0.00	0.00%
<b>ACCOUNT TOTALS</b>	<b>62,350.89</b>	<b>62,350.89</b>	<b>0.00</b>	<b>0.00</b>	<b>0.00%</b>

### Summary of Cash Transactions

Transaction Category	Current Period			Year-to-Date	
	Income	Principal	Realized Gains/Losses	Income	Principal
OPENING BALANCE	0.00	0.00		0.00	0.00
DIVIDENDS	8.82	0.00	0.00	55.60	0.00
SALES AND REDEMPTIONS	0.00	0.00	0.00	0.00	68,424.91
OTHER CASH ADDITIONS	0.00	8,342.15	0.00	0.00	41,722.25
OTHER CASH DISBURSEMENTS	8.82 -	0.00	0.00	55.60 -	68,424.91 -
PURCHASES	0.00	8,342.15 -	0.00	0.00	41,722.25 -
<b>CLOSING BALANCE</b>	<b>0.00</b>	<b>0.00</b>	<b>0.00</b>	<b>0.00</b>	<b>0.00</b>

The above cash transactions summary is provided for information purposes only and may not reflect actual taxable income or deductible expenses as reportable under the Internal Revenue Code.

000264 XBNEF601 005591

0  
0000  
m  
1/03 s 92315



**BNY MELLON**

The Bank of New York Mellon Trust Company, N.A.

Statement Period 05/01/2016 Through 05/31/2016

Account 112604

KCWA GEN RENEWAL AND REPLACEMENT AC

### Statement of Assets Held

Shares / Par Value	Asset Description	Market Price Average Cost	Market Value Cost	Accrued Income Est Annual Income	Market Yield
<b>CASH AND SHORT TERM</b>					
62,350.890	FIDELITY INVST MMKT GOVT 57 CUSIP: X9USDFIIN	1.00000 1.00000	62,350.89 62,350.89	0.00 0.00	0.00% 0.00%
<b>Total CASH AND SHORT TERM</b>			<b>62,350.89</b>	<b>0.00</b>	<b>0.00%</b>
<b>ACCOUNT TOTALS</b>			<b>62,350.89</b>	<b>0.00</b>	<b>0.00%</b>
Total Market Value Plus Total Accrued Income 62,350.89			<b>62,350.89</b>	<b>0.00</b>	

### Statement of Transactions

Transaction Date	Transaction Description	Income	Principal	Cost	Realized Gains/Losses
05/01/16	OPENING BALANCE	0.00	0.00	54,008.74	
05/03/16	Dividend FIDELITY INVST MMKT GOVT 57 TRADE DATE 05/03/16 SET/DATE 05/03/16 CUSIP X9USDFIIN 8.82 SHARES	8.82	0.00	0.00	0.00
05/03/16	Cash Credit CW00005527: SWP FRM 1126048401	0.00	8.82	0.00	0.00
05/03/16	Cash Debit CW00005527: SWP TO 1126048400	8.82 -	0.00	0.00	0.00
05/03/16	DAILY ENDING BALANCE	0.00	8.82	54,008.74	0.00
05/04/16	Purchase FIDELITY INVST MMKT GOVT 57 TRADE DATE 05/04/16 SET/DATE 05/04/16 CUSIP X9USDFIIN 8.82 SHARES	0.00	8.82 -	8.82	0.00
05/04/16	DAILY ENDING BALANCE	0.00	0.00	54,017.56	0.00
05/31/16	Purchase FIDELITY INVST MMKT GOVT 57 TRADE DATE 05/31/16 SET/DATE 05/31/16 CUSIP X9USDFIIN 8,333.33 SHARES	0.00	8,333.33 -	8,333.33	0.00
05/31/16	Cash Credit CREDIT FROM REVENUE FUND TO R AND R FUND FOR MONTHLY FLOW OF FUNDS	0.00	8,333.33	0.00	0.00
05/31/16	DAILY ENDING BALANCE	0.00	0.00	62,350.89	0.00
05/31/16	CLOSING BALANCE	0.00	0.00	62,350.89	0.00

Cumulative realized capital gain and loss position from 12/31/2015 for securities held in principal of account:

Short Term: 0.00 \* Long Term: 0.00 \*

\* The above gain and loss position does not include transactions where tax cost information is incomplete or unavailable.

Cash and securities set forth on this Account Statement are held by The Bank of New York Mellon, an affiliate of The Bank of New York Mellon Trust Company, N.A. In addition, The Bank of New York Mellon Trust Company, N.A. may utilize subsidiaries and affiliates to provide services and certain products to the Account. Subsidiaries and affiliates may be compensated for their services and products.

The value of securities set forth on this Account Statement are obtained by The Bank of New York Mellon Trust Company, N.A., from its affiliate, The Bank of New York Mellon which determines such values for Corporate Trust on the basis of market prices and information obtained by The Bank of New York Mellon from unaffiliated third parties (including independent pricing vendors) ("third party pricing services"). The Bank of New York Mellon has not verified such market values or information and makes no assurances as to the accuracy or correctness of such market values or information or that the market values set forth on this Account Statement reflect the value of the securities that can be realized upon the sale of such securities. In addition, the market values for the securities set forth in this Account Statement may differ from the market prices and information for the same securities used by other business units of The Bank of New York Mellon Trust Company, N.A., The Bank of New York Mellon or their respective subsidiaries or affiliates based upon market prices and information received from other third party pricing services utilized by such other business units. Corporate Trust does not compare its market values with those used by, or reconcile different market values used by, other business units of The Bank of New York Mellon Trust Company, N.A., The Bank of New York Mellon or their respective subsidiaries or affiliates. Neither The Bank of New York Mellon Trust Company, N.A. nor The Bank of New York Mellon shall be liable for any loss, damage or expense incurred as a result of or arising from or related to the market values or information provided by third party pricing services or the differences in market prices or information provided by other third party pricing services.



**BNY MELLON**

The Bank of New York Mellon Trust Company, N.A.

**WENT COUNTY WATER AUTHORITY**  
ATTN: FINANCE DIRECTOR  
1072 MAIN STREET  
WEST WARWICK, RI 02893-3724

### Account Statement

Statement Period 05/01/2016 Through 05/31/2016

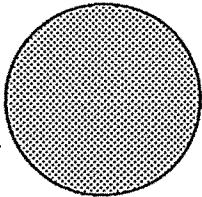
Account 112605  
KCWA INFRASTRUCTURE ACCT

**CLIENT SERVICE MANAGER: SUSAN CALISE**  
135 SANTILLI HIGHWAY AIM: 026-0018  
EVERETT, MA 02149  
617-382-5217  
SUSAN.CALISE@BNYMELLON.COM

Go Paperless. Securely access your account online to view your statements. Ask your BNY Mellon contact how we can help you access your accounts, enter your own transactions or submit an audit confirmation online. Also be sure to ask how Connect(SM), our new web-based, single sign-on platform can help you go paperless.

Visit us at [www.bnymellon.com](http://www.bnymellon.com)

### Account Overview



Percent of all Investments	Asset Classification	Market Value
100%	CASH AND SHORT TERM	5,514,414.15
100%	<b>TOTAL OF ALL INVESTMENTS</b>	<b>5,514,414.15</b>

### Summary of Assets Held

Asset Classification	Market Value	Cost	Accrued Income	Est Annual Income	Market Yield
CASH AND SHORT TERM	5,514,414.15	5,514,414.15	0.00	0.00	0.00%
<b>ACCOUNT TOTALS</b>	<b>5,514,414.15</b>	<b>5,514,414.15</b>	<b>0.00</b>	<b>0.00</b>	<b>0.00%</b>

### Summary of Cash Transactions

Transaction Category	Current Period			Year-to-Date	
	Income	Principal	Realized Gains/Losses	Income	Principal
OPENING BALANCE	0.00	0.00		0.00	0.00
DIVIDENDS	973.00	0.00	0.00	3,602.64	0.00
SALES AND REDEMPTIONS	0.00	83,552.47	0.00	0.00	2,955,177.67
OTHER CASH ADDITIONS	0.00	450,973.00	0.00	0.00	2,253,602.64
OTHER CASH DISBURSEMENTS	973.00 -	84,525.47 -	0.00	3,602.64 -	2,956,150.67 -
PURCHASES	0.00	450,000.00 -	0.00	0.00	2,252,629.64 -
<b>CLOSING BALANCE</b>	<b>0.00</b>	<b>0.00</b>	<b>0.00</b>	<b>0.00</b>	<b>0.00</b>

The above cash transactions summary is provided for information purposes only and may not reflect actual taxable income or deductible expenses as reportable under the Internal Revenue Code.

000264 XENIEF601 005592

15/26 S 574 1 W 00000 5



**BNY MELLON**

The Bank of New York Mellon Trust Company, N.A.

Statement Period 05/01/2016 Through 05/31/2016  
Account 112605  
KCWA INFRASTRUCTURE ACCT

### Statement of Assets Held

Shares / Par Value	Asset Description	Market Price Average Cost	Market Value Cost	Accrued Income Est Annual Income	Market Yield
<b>CASH AND SHORT TERM</b>					
5,514,414.150	FIDELITY INVST MMKT GOVT 57 CUSIP: X9USDFIIN	1.00000 1.00000	5,514,414.15 5,514,414.15	0.00 0.00	0.00% 0.00%
<b>Total CASH AND SHORT TERM</b>			<b>5,514,414.15</b>	<b>0.00</b>	<b>0.00%</b>
<b>ACCOUNT TOTALS</b>			<b>5,514,414.15</b>	<b>0.00</b>	<b>0.00%</b>
Total Market Value Plus Total Accrued Income 5,514,414.15					

### Statement of Transactions

Transaction Date	Transaction Description	Income	Principal	Cost	Realized Gains/Losses
05/01/16	OPENING BALANCE	0.00	0.00	5,147,966.62	
05/03/16	Dividend FIDELITY INVST MMKT GOVT 57 TRADE DATE 05/03/16 SET/DATE 05/03/16 CUSIP X9USDFIIN 973.00 SHARES	973.00	0.00	0.00	0.00
05/03/16	Cash Credit CW00005528: SWP FRM 1126058401	0.00	973.00	0.00	0.00
05/03/16	Cash Debit CW00005528: SWP TO 1126058400	973.00 -	0.00	0.00	0.00
05/03/16	DAILY ENDING BALANCE	0.00	973.00	5,147,966.62	0.00
05/04/16	Sale FIDELITY INVST MMKT GOVT 57 TRADE DATE 05/04/16 SET/DATE 05/04/16 CUSIP X9USDFIIN 83,552.47 SHARES	0.00	83,552.47	83,552.47 -	0.00
05/04/16	Cash Debit CHEQUE NUMBER:0010098598 HART ENGINEERING CORP 3PI/WRT1947170 IFR QUAKER LANE STATION 240C APPLICATION 11 CSD:05/04/16	0.00	84,525.47 -	0.00	0.00
05/04/16	DAILY ENDING BALANCE	0.00	0.00	5,064,414.15	0.00
05/31/16	Purchase FIDELITY INVST MMKT GOVT 57 TRADE DATE 05/31/16 SET/DATE 05/31/16 CUSIP X9USDFIIN 450,000.00 SHARES	0.00	450,000.00 -	450,000.00	0.00
05/31/16	Cash Credit CREDIT FROM REVENUE FUND TO INFRASTRUCTURE FUND FOR MONTHLY FLOW OF FUNDS	0.00	450,000.00	0.00	0.00
05/31/16	DAILY ENDING BALANCE	0.00	0.00	5,514,414.15	0.00
05/31/16	CLOSING BALANCE	0.00	0.00	5,514,414.15	0.00

Cumulative realized capital gain and loss position from 12/31/2015 for securities held in principal of account:

Short Term: 0.00 \* Long Term: 0.00 \*

\* The above gain and loss position does not include transactions where tax cost information is incomplete or unavailable.



# BNY MELLON

The Bank of New York Mellon Trust Company, N.A.

WENT COUNTY WATER AUTHORITY  
ATTN: FINANCE DIRECTOR  
1072 MAIN STREET  
WEST WARWICK, RI 02893-3724

## Account Statement

Statement Period 05/01/2016 Through 05/31/2016

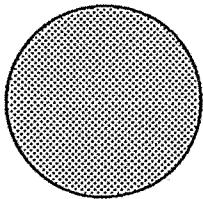
Account 112606  
KCWA OPER & MAIN RESERVE ACCT

CLIENT SERVICE MANAGER: SUSAN CALISE  
135 SANTILLI HIGHWAY AIM: 026-0018  
EVERETT, MA 02149  
617-382-5217  
SUSAN.CALISE@BNYMELLON.COM

Go Paperless. Securely access your account online to view your statements. Ask your BNY Mellon contact how we can help you access your accounts, enter your own transactions or submit an audit confirmation online. Also be sure to ask how Connect(SM), our new web-based, single sign-on platform can help you go paperless.

Visit us at [www.bnymellon.com](http://www.bnymellon.com)

## Account Overview



Percent of all Investments	Asset Classification	Market Value
100%	CASH AND SHORT TERM	2,640,345.93
100%	TOTAL OF ALL INVESTMENTS	2,640,345.93

## Summary of Assets Held

Asset Classification	Market Value	Cost	Accrued Income	Est Annual Income	Market Yield
CASH AND SHORT TERM	2,640,345.93	2,640,345.93	0.00	0.00	0.00%
ACCOUNT TOTALS	2,640,345.93	2,640,345.93	0.00	0.00	0.00%

## Summary of Cash Transactions

Transaction Category	Current Period			Year-to-Date	
	Income	Principal	Realized Gains/Losses	Income	Principal
OPENING BALANCE	0.00	0.00		0.00	0.00
DIVIDENDS	504.80	0.00	0.00	1,936.82	0.00
OTHER CASH ADDITIONS	0.00	504.80	0.00	0.00	1,936.82
OTHER CASH DISBURSEMENTS	504.80 -	0.00	0.00	1,936.82 -	0.00
PURCHASES	0.00	504.80 -	0.00	0.00	1,936.82 -
CLOSING BALANCE	0.00	0.00	0.00	0.00	0.00

The above cash transactions summary is provided for information purposes only and may not reflect actual taxable income or deductible expenses as reportable under the Internal Revenue Code.

000264 XBINEF001 006594

5  
00000  
M  
1-2-3  
S 9231





**BNY MELLON**

The Bank of New York Mellon Trust Company, N.A.

Statement Period 05/01/2016 Through 05/31/2016  
Account 112606  
KCWA OPER & MAIN RESERVE ACCT

**Statement of Assets Held**

Shares / Par Value	Asset Description	Market Price Average Cost	Market Value Cost	Accrued Income Est Annual Income	Market Yield
<b>CASH AND SHORT TERM</b>					
2,640,345.930	FIDELITY INVST MMKT GOVT 57	1.00000	2,640,345.93	0.00	0.00%
	CUSIP: X9USDFIIN	1.00000	2,640,345.93	0.00	
<b>Total CASH AND SHORT TERM</b>			<b>2,640,345.93</b>	<b>0.00</b>	<b>0.00%</b>
<b>ACCOUNT TOTALS</b>			<b>2,640,345.93</b>	<b>0.00</b>	<b>0.00%</b>
Total Market Value Plus Total Accrued Income 2,640,345.93			<b>2,640,345.93</b>	<b>0.00</b>	

**Statement of Transactions**

Transaction Date	Transaction Description	Income	Principal	Cost	Realized Gains/Losses
05/01/16	OPENING BALANCE	0.00	0.00	2,639,841.13	
05/03/16	Dividend FIDELITY INVST MMKT GOVT 57 TRADE DATE 05/03/16 SET/DATE 05/03/16 CUSIP X9USDFIIN 504.80 SHARES	504.80	0.00	0.00	0.00
05/03/16	Cash Credit CW00005529: SWP FRM 1126068401	0.00	504.80	0.00	0.00
05/03/16	Cash Debit CW00005529: SWP TO 1126068400	504.80 -	0.00	0.00	0.00
05/03/16	DAILY ENDING BALANCE	0.00	504.80	2,639,841.13	0.00
05/04/16	Purchase FIDELITY INVST MMKT GOVT 57 TRADE DATE 05/04/16 SET/DATE 05/04/16 CUSIP X9USDFIIN 504.80 SHARES	0.00	504.80 -	504.80	0.00
05/04/16	DAILY ENDING BALANCE	0.00	0.00	2,640,345.93	0.00
05/31/16	CLOSING BALANCE	0.00	0.00	2,640,345.93	0.00

Cumulative realized capital gain and loss position from 12/31/2015 for securities held in principal of account:

Short Term: 0.00 \* Long Term: 0.00 \*

\* The above gain and loss position does not include transactions where tax cost information is incomplete or unavailable.

Cash and securities set forth on this Account Statement are held by The Bank of New York Mellon, an affiliate of The Bank of New York Mellon Trust Company, N.A. In addition, The Bank of New York Mellon Trust Company, N.A. may utilize subsidiaries and affiliates to provide services and certain products to the Account. Subsidiaries and affiliates may be compensated for their services and products.

The value of securities set forth on this Account Statement are obtained by The Bank of New York Mellon Trust Company, N.A., from its affiliate, The Bank of New York Mellon which determines such values for Corporate Trust on the basis of market prices and information obtained by The Bank of New York Mellon from unaffiliated third parties (including independent pricing vendors) ("third party pricing services"). The Bank of New York Mellon has not verified such market values or information and makes no assurances as to the accuracy or correctness of such market values or information or that the market values set forth on this Account Statement reflect the value of the securities that can be realized upon the sale of such securities. In addition, the market values for the securities set forth in this Account Statement may differ from the market prices and information for the same securities used by other business units of The Bank of New York Mellon Trust Company, N.A., The Bank of New York Mellon or their respective subsidiaries or affiliates based upon market prices and information received from other third party pricing services utilized by such other business units. Corporate Trust does not compare its market values with those used by, or reconcile different market values used by, other business units of The Bank of New York Mellon Trust Company, N.A., The Bank of New York Mellon or their respective subsidiaries or affiliates. Neither The Bank of New York Mellon Trust Company, N.A. nor The Bank of New York Mellon shall be liable for any loss, damage or expense incurred as a result of or arising from or related to the market values or information provided by third party pricing services or the differences in market prices or information provided by other third party pricing services.



# BNY MELLON

The Bank of New York Mellon Trust Company, N.A.

KENT COUNTY WATER AUTHORITY  
ATTN: FINANCE DIRECTOR  
1072 MAIN STREET  
WEST WARWICK, RI 02893-3724

## Account Statement

Statement Period 05/01/2016 Through 05/31/2016

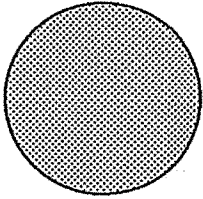
Account 112612  
KCWA DEBT SERVICE SAVINGS (2004)

CLIENT SERVICE MANAGER: SUSAN CALISE  
135 SANTILLI HIGHWAY AIM: 026-0018  
EVERETT, MA 02149  
617-382-5217  
SUSAN.CALISE@BNYMELLON.COM

Go Paperless. Securely access your account online to view your statements. Ask your BNY Mellon contact how we can help you access your accounts, enter your own transactions or submit an audit confirmation online. Also be sure to ask how Connect(SM), our new web-based, single sign-on platform can help you go paperless.

Visit us at [www.bnymellon.com](http://www.bnymellon.com)

## Account Overview



Percent of all Investments	Asset Classification	Market Value
100%	CASH AND SHORT TERM	2,274,157.53
100%	TOTAL OF ALL INVESTMENTS	2,274,157.53

## Summary of Assets Held

Asset Classification	Market Value	Cost	Accrued Income	Est Annual Income	Market Yield
CASH AND SHORT TERM	2,274,157.53	2,274,157.53	0.00	0.00	0.00%
ACCOUNT TOTALS	2,274,157.53	2,274,157.53	0.00	0.00	0.00%

## Summary of Cash Transactions

Transaction Category	Current Period			Year-to-Date	
	Income	Principal	Realized Gains/Losses	Income	Principal
OPENING BALANCE	0.00	0.00		0.00	0.00
DIVIDENDS	400.42	0.00	0.00	1,431.36	0.00
OTHER CASH ADDITIONS	0.00	93,400.42	0.00	0.00	466,431.36
OTHER CASH DISBURSEMENTS	400.42 -	0.00	0.00	1,431.36 -	0.00
PURCHASES	0.00	93,400.42 -	0.00	0.00	466,431.36 -
CLOSING BALANCE	0.00	0.00	0.00	0.00	0.00

The above cash transactions summary is provided for information purposes only and may not reflect actual taxable income or deductible expenses as reportable under the Internal Revenue Code.

000264 XBNEF601 005595

5  
9  
M  
1  
S  
31



**BNY MELLON**

The Bank of New York Mellon Trust Company, N.A.

Statement Period 05/01/2016 Through 05/31/2016

Account 112612

KCWA DEBT SERVICE SAVINGS (2004)

### Statement of Assets Held

Shares / Par Value	Asset Description	Market Price Average Cost	Market Value Cost	Accrued Income Est Annual Income	Market Yield
<b>CASH AND SHORT TERM</b>					
2,274,157.530	FIDELITY INVST MMKT GOVT 57	1.00000	2,274,157.53	0.00	0.00%
	CUSIP: X9USDFIIN	1.00000	2,274,157.53	0.00	
<b>Total CASH AND SHORT TERM</b>			<b>2,274,157.53</b>	<b>0.00</b>	<b>0.00%</b>
<b>ACCOUNT TOTALS</b>			<b>2,274,157.53</b>	<b>0.00</b>	<b>0.00%</b>
Total Market Value Plus Total Accrued Income 2,274,157.53			<b>2,274,157.53</b>	<b>0.00</b>	

### Statement of Transactions

Transaction Date	Transaction Description	Income	Principal	Cost	Realized Gains/Losses
05/01/16	OPENING BALANCE	0.00	0.00	2,180,757.11	
05/03/16	Dividend FIDELITY INVST MMKT GOVT 57 TRADE DATE 05/03/16 SET/DATE 05/03/16 CUSIP X9USDFIIN 400.42 SHARES	400.42	0.00	0.00	0.00
05/03/16	Cash Credit CW00005530: SWP FRM 1126128401	0.00	400.42	0.00	0.00
05/03/16	Cash Debit CW00005530: SWP TO 1126128400	400.42	0.00	0.00	0.00
05/03/16	DAILY ENDING BALANCE	0.00	400.42	2,180,757.11	0.00
05/04/16	Purchase FIDELITY INVST MMKT GOVT 57 TRADE DATE 05/04/16 SET/DATE 05/04/16 CUSIP X9USDFIIN 400.42 SHARES	0.00	400.42	400.42	
05/04/16	DAILY ENDING BALANCE	0.00	0.00	2,181,157.53	0.00
05/31/16	Purchase FIDELITY INVST MMKT GOVT 57 TRADE DATE 05/31/16 SET/DATE 05/31/16 CUSIP X9USDFIIN 93,000.00 SHARES	0.00	93,000.00	93,000.00	0.00
05/31/16	Cash Credit CREDIT FROM REVENUE FUND TO DS SAVINGS FUND FOR MONTHLY FLOW OF FUNDS	0.00	93,000.00	0.00	0.00
05/31/16	DAILY ENDING BALANCE	0.00	0.00	2,274,157.53	0.00
05/31/16	CLOSING BALANCE	0.00	0.00	2,274,157.53	0.00

Cumulative realized capital gain and loss position from 12/31/2015 for securities held in principal of account:

Short Term: 0.00 \* Long Term: 0.00 \*

\* The above gain and loss position does not include transactions where tax cost information is incomplete or unavailable.

Cash and securities set forth on this Account Statement are held by The Bank of New York Mellon, an affiliate of The Bank of New York Mellon Trust Company, N.A. In addition, The Bank of New York Mellon Trust Company, N.A. may utilize subsidiaries and affiliates to provide services and certain products to the Account. Subsidiaries and affiliates may be compensated for their services and products.

The value of securities set forth on this Account Statement are obtained by The Bank of New York Mellon Trust Company, N.A., from its affiliate, The Bank of New York Mellon which determines such values for Corporate Trust on the basis of market prices and information obtained by The Bank of New York Mellon from unaffiliated third parties (including independent pricing vendors) ("third party pricing services"). The Bank of New York Mellon has not verified such market values or information and makes no assurances as to the accuracy or correctness of such market values or information or that the market values set forth on this Account Statement reflect the value of the securities that can be realized upon the sale of such securities. In addition, the market values for the securities set forth in this Account Statement may differ from the market prices and information for the same securities used by other business units of The Bank of New York Mellon Trust Company, N.A., The Bank of New York Mellon or their respective subsidiaries or affiliates based upon market prices and information received from other third party pricing services utilized by such other business units. Corporate Trust does not compare its market values with those used by, or reconcile different market values used by, other business units of The Bank of New York Mellon Trust Company, N.A., The Bank of New York Mellon or their respective subsidiaries or affiliates. Neither The Bank of New York Mellon Trust Company, N.A. nor The Bank of New York Mellon shall be liable for any loss, damage or expense incurred as a result of or arising from or related to the market values or information provided by third party pricing services or the differences in market prices or information provided by other third party pricing services.



# BNY MELLON

The Bank of New York Mellon Trust Company, N.A.

WARRANT COUNTY WATER AUTHORITY  
ATTN: FINANCE DIRECTOR  
1072 MAIN STREET  
WEST WARWICK, RI 02893-3724

## Account Statement

Statement Period 05/01/2016 Through 05/31/2016

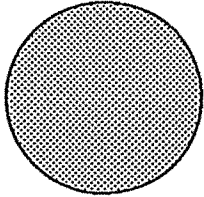
Account 112613  
KCWA SER 2004A DEBT SERV RESRV

CLIENT SERVICE MANAGER: SUSAN CALISE  
135 SANTILLI HIGHWAY AIM: 026-0018  
EVERETT, MA 02149  
617-382-5217  
SUSAN.CALISE@BNYMELLON.COM

Go Paperless. Securely access your account online to view your statements. Ask your BNY Mellon contact how we can help you access your accounts, enter your own transactions or submit an audit confirmation online. Also be sure to ask how Connect(SM), our new web-based, single sign-on platform can help you go paperless.

Visit us at [www.bnymellon.com](http://www.bnymellon.com)

## Account Overview



Percent of all Investments	Asset Classification	Market Value
100%	CASH AND SHORT TERM	1.12
100%	TOTAL OF ALL INVESTMENTS	1.12

## Summary of Assets Held

Asset Classification	Market Value	Cost	Accrued Income	Est Annual Income	Market Yield
CASH AND SHORT TERM	1.12	1.12	0.00	0.00	0.00%
ACCOUNT TOTALS	1.12	1.12	0.00	0.00	0.00%

## Summary of Cash Transactions

Transaction Category	Current Period			Year-to-Date	
	Income	Principal	Realized Gains/Losses	Income	Principal
OPENING BALANCE	0.00	0.00		0.00	0.00
CLOSING BALANCE	0.00	0.00	0.00	0.00	0.00

The above cash transactions summary is provided for information purposes only and may not reflect actual taxable income or deductible expenses as reportable under the Internal Revenue Code.

000264 XBNEF601 005596

310000  
11  
1.00  
3  
36361



**BNY MELLON**

The Bank of New York Mellon Trust Company, N.A.

Statement Period 05/01/2016 Through 05/31/2016

Account 112613

KCWA SER 2004A DEBT SERV RESRV

**Statement of Assets Held**

Shares / Par Value	Asset Description	Market Price Average Cost	Market Value Cost	Accrued Income Est Annual Income	Market Yield
<b>CASH AND SHORT TERM</b>					
1.120	FIDELITY INSTL MMKT GOVT 57 CUSIP: X9USDFIIN	1.00000	1.12	0.00	0.00%
		1.00000	1.12	0.00	
<b>Total CASH AND SHORT TERM</b>			<b>1.12</b>	<b>0.00</b>	<b>0.00%</b>
			<b>1.12</b>	<b>0.00</b>	

<b>ACCOUNT TOTALS</b>			<b>1.12</b>	<b>0.00</b>	<b>0.00%</b>
Total Market Value Plus Total Accrued Income 1.12			<b>1.12</b>	<b>0.00</b>	

**Statement of Transactions**

Transaction Date	Transaction Description	Income	Principal	Cost	Realized Gains/Losses
------------------	-------------------------	--------	-----------	------	-----------------------

No Transactions This Period

Cash and securities set forth on this Account Statement are held by The Bank of New York Mellon, an affiliate of The Bank of New York Mellon Trust Company, N.A. In addition, The Bank of New York Mellon Trust Company, N.A. may utilize subsidiaries and affiliates to provide services and certain products to the Account. Subsidiaries and affiliates may be compensated for their services and products.

The value of securities set forth on this Account Statement are obtained by The Bank of New York Mellon Trust Company, N.A., from its affiliate, The Bank of New York Mellon which determines such values for Corporate Trust on the basis of market prices and information obtained by The Bank of New York Mellon from unaffiliated third parties (including independent pricing vendors) ("third party pricing services"). The Bank of New York Mellon has not verified such market values or information and makes no assurances as to the accuracy or correctness of such market values or information or that the market values set forth on this Account Statement reflect the value of the securities that can be realized upon the sale of such securities. In addition, the market values for the securities set forth in this Account Statement may differ from the market prices and information for the same securities used by other business units of The Bank of New York Mellon Trust Company, N.A., The Bank of New York Mellon or their respective subsidiaries or affiliates based upon market prices and information received from other third party pricing services utilized by such other business units. Corporate Trust does not compare its market values with those used by, or reconcile different market values used by, other business units of The Bank of New York Mellon Trust Company, N.A., The Bank of New York Mellon or their respective subsidiaries or affiliates. Neither The Bank of New York Mellon Trust Company, N.A. nor The Bank of New York Mellon shall be liable for any loss, damage or expense incurred as a result of or arising from or related to the market values or information provided by third party pricing services or the differences in market prices or information provided by other third party pricing services.



# BNY MELLON

The Bank of New York Mellon Trust Company, N.A.

CENT COUNTY WATER AUTHORITY  
ATTN: FINANCE DIRECTOR  
1072 MAIN STREET  
WEST WARWICK, RI 02893-3724

## Account Statement

Statement Period 05/01/2016 Through 05/31/2016

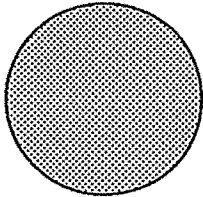
Account 667674  
KCWA RENEWAL/REPLACEMENT A/C (PUC - 1)  
MISC GSP / IMMS KCWA  
RENEWAL/REPLACEMENT A/C (PUC-1)

CLIENT SERVICE MANAGER: SUSAN CALISE  
135 SANTILLI HIGHWAY AIM: 026-0018  
EVERETT, MA 02149  
617-382-5217  
SUSAN.CALISE@BNYMELLON.COM

Go Paperless. Securely access your account online to view your statements. Ask your BNY Mellon contact how we can help you access your accounts, enter your own transactions or submit an audit confirmation online. Also be sure to ask how Connect(SM), our new web-based, single sign-on platform can help you go paperless.

Visit us at [www.bnymellon.com](http://www.bnymellon.com)

## Account Overview



Percent of all Investments	Asset Classification	Market Value
100% ☉	CASH AND SHORT TERM	1,200,549.00
100%	TOTAL OF ALL INVESTMENTS	1,200,549.00

## Summary of Assets Held

Asset Classification	Market Value	Cost	Accrued Income	Est Annual Income	Market Yield
CASH AND SHORT TERM	1,200,549.00	1,200,549.00	0.00	0.00	0.00%
ACCOUNT TOTALS	1,200,549.00	1,200,549.00	0.00	0.00	0.00%

## Summary of Cash Transactions

Transaction Category	Current Period			Year-to-Date	
	Income	Principal	Realized Gains/Losses	Income	Principal
OPENING BALANCE	0.00	1,200,549.00		0.00	0.00
OTHER CASH ADDITIONS	0.00	0.00	0.00	0.00	1,200,549.00
CLOSING BALANCE	0.00	1,200,549.00	0.00	0.00	1,200,549.00

The above cash transactions summary is provided for information purposes only and may not reflect actual taxable income or deductible expenses as reportable under the Internal Revenue Code.

000264 XBNEF801 005597

3  
11  
17  
5  
56361



**BNY MELLON**

The Bank of New York Mellon Trust Company, N.A.

Statement Period 05/01/2016 Through 05/31/2016

Account 667674

KCWA RENEWAL/REPLACEMENT A/C (PUC-1)

**Statement of Assets Held**

Shares / Par Value	Asset Description	Market Price Average Cost	Market Value Cost	Accrued Income Est Annual Income	Market Yield
<b>CASH AND SHORT TERM</b>					
	CASH BALANCE	0.00000	1,200,549.00	0.00	0.00%
		0.00000	1,200,549.00	0.00	
<b>Total CASH AND SHORT TERM</b>			<b>1,200,549.00</b>	<b>0.00</b>	<b>0.00%</b>
			<b>1,200,549.00</b>	<b>0.00</b>	
<b>ACCOUNT TOTALS</b>			<b>1,200,549.00</b>	<b>0.00</b>	<b>0.00%</b>
Total Market Value Plus Total Accrued Income 1,200,549.00			<b>1,200,549.00</b>	<b>0.00</b>	

**Statement of Transactions**

Transaction Date	Transaction Description	Income	Principal	Cost	Realized Gains/Losses
No Transactions This Period					

Cash and securities set forth on this Account Statement are held by The Bank of New York Mellon, an affiliate of The Bank of New York Mellon Trust Company, N.A. In addition, The Bank of New York Mellon Trust Company, N.A. may utilize subsidiaries and affiliates to provide services and certain products to the Account. Subsidiaries and affiliates may be compensated for their services and products.

The value of securities set forth on this Account Statement are obtained by The Bank of New York Mellon Trust Company, N.A., from its affiliate, The Bank of New York Mellon which determines such values for Corporate Trust on the basis of market prices and information obtained by The Bank of New York Mellon from unaffiliated third parties (including independent pricing vendors) ("third party pricing services"). The Bank of New York Mellon has not verified such market values or information and makes no assurances as to the accuracy or correctness of such market values or information or that the market values set forth on this Account Statement reflect the value of the securities that can be realized upon the sale of such securities. In addition, the market values for the securities set forth in this Account Statement may differ from the market prices and information for the same securities used by other business units of The Bank of New York Mellon Trust Company, N.A., The Bank of New York Mellon or their respective subsidiaries or affiliates based upon market prices and information received from other third party pricing services utilized by such other business units. Corporate Trust does not compare its market values with those used by, or reconcile different market values used by, other business units of The Bank of New York Mellon Trust Company, N.A., The Bank of New York Mellon or their respective subsidiaries or affiliates. Neither The Bank of New York Mellon Trust Company, N.A. nor The Bank of New York Mellon shall be liable for any loss, damage or expense incurred as a result of or arising from or related to the market values or information provided by third party pricing services or the differences in market prices or information provided by other third party pricing services.



**BNY MELLON**

The Bank of New York Mellon Trust Company, N.A.

WENT COUNTY WATER AUTHORITY  
ATTN: FINANCE DIRECTOR  
1072 MAIN STREET  
WEST WARWICK, RI 02893-3724

### Account Statement

Statement Period 05/01/2016 Through 05/31/2016

Account 667675  
KCWA RENEWAL/REPLACEMENT A/C (PUC - 1)  
MISC GSP / IMMS KCWA  
RENEWAL/REPLACEMENT A/C (PUC - 2)

**CLIENT SERVICE MANAGER: SUSAN CALISE**  
135 SANTILLI HIGHWAY AIM: 026-0018  
EVERETT, MA 02149  
617-382-5217  
SUSAN.CALISE@BNYMELLON.COM

Go Paperless. Securely access your account online to view your statements. Ask your BNY Mellon contact how we can help you access your accounts, enter your own transactions or submit an audit confirmation online. Also be sure to ask how Connect(SM), our new web-based, single sign-on platform can help you go paperless.

Visit us at [www.bnymellon.com](http://www.bnymellon.com)

### Summary of Assets Held

Asset Classification	Market Value	Cost	Accrued Income	Est Annual Income	Market Yield
No Assets Held					

### Summary of Cash Transactions

Transaction Category	Current Period			Year-to-Date	
	Income	Principal	Realized Gains/Losses	Income	Principal
OPENING BALANCE	0.00	0.00		0.00	0.00
CLOSING BALANCE	0.00	0.00	0.00	0.00	0.00

The above cash transactions summary is provided for information purposes only and may not reflect actual taxable income or deductible expenses reportable under the Internal Revenue Code.

000264 XBINEF601 005598

000001 000001 000001 000001 000001 000001 000001 000001 000001 000001





**BNY MELLON**

The Bank of New York Mellon Trust Company, N.A.

Statement Period 05/01/2016 Through 05/31/2016

Account 667675

KCWA RENEWAL/REPLACEMENT A/C (PUC-2)

Cash and securities set forth on this Account Statement are held by The Bank of New York Mellon, an affiliate of The Bank of New York Mellon Trust Company, N.A. In addition, The Bank of New York Mellon Trust Company, N.A. may utilize subsidiaries and affiliates to provide services and certain products to the Account. Subsidiaries and affiliates may be compensated for their services and products.

The value of securities set forth on this Account Statement are obtained by The Bank of New York Mellon Trust Company, N.A., from its affiliate, The Bank of New York Mellon which determines such values for Corporate Trust on the basis of market prices and information obtained by The Bank of New York Mellon from unaffiliated third parties (including independent pricing vendors) ("third party pricing services"). The Bank of New York Mellon has not verified such market values or information and makes no assurances as to the accuracy or correctness of such market values or information or that the market values set forth on this Account Statement reflect the value of the securities that can be realized upon the sale of such securities. In addition, the market values for the securities set forth in this Account Statement may differ from the market prices and information for the same securities used by other business units of The Bank of New York Mellon Trust Company, N.A., The Bank of New York Mellon or their respective subsidiaries or affiliates based upon market prices and information received from other third party pricing services utilized by such other business units. Corporate Trust does not compare its market values with those used by, or reconcile different market values used by, other business units of The Bank of New York Mellon Trust Company, N.A., The Bank of New York Mellon or their respective subsidiaries or affiliates. Neither The Bank of New York Mellon Trust Company, N.A. nor The Bank of New York Mellon shall be liable for any loss, damage or expense incurred as a result of or arising from or related to the market values or information provided by third party pricing services or the differences in market prices or information provided by other third party pricing services.



# BNY MELLON

The Bank of New York Mellon Trust Company, N.A.

KENT COUNTY WATER AUTHORITY  
ATTN: FINANCE DIRECTOR  
1072 MAIN STREET  
WEST WARWICK, RI 02893

## Account Statement

Statement Period 05/01/2016 Through 05/31/2016

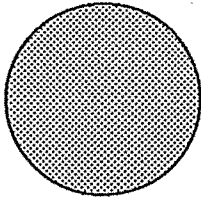
Account 853023  
KENT COUNTY WATER AUTHORITY GENERAL  
REFUNDING REVENUE BONDS 2012 SERIES A  
(853023)

CLIENT SERVICE MANAGER: SUSAN CALISE  
135 SANTILLI HIGHWAY AIM: 026-0018  
EVERETT, MA 02149  
617-382-5217  
SUSAN.CALISE@BNYMELLON.COM

Go Paperless. Securely access your account online to view your statements. Ask your BNY Mellon contact how we can help you access your accounts, enter your own transactions or submit an audit confirmation online. Also be sure to ask how Connect(SM), our new web-based, single sign-on platform can help you go paperless.

Visit us at [www.bnymellon.com](http://www.bnymellon.com)

## Account Overview



Percent of all Investments	Asset Classification	Market Value
100% ☉	CASH AND SHORT TERM	1,800,596.48
100%	TOTAL OF ALL INVESTMENTS	1,800,596.48

## Summary of Assets Held

Asset Classification	Market Value	Cost	Accrued Income	Est Annual Income	Market Yield
CASH AND SHORT TERM	1,800,596.48	1,800,596.48	0.00	0.00	0.00%
ACCOUNT TOTALS	1,800,596.48	1,800,596.48	0.00	0.00	0.00%

## Summary of Cash Transactions

Transaction Category	Current Period			Year-to-Date	
	Income	Principal	Realized Gains/Losses	Income	Principal
OPENING BALANCE	0.00	0.00		0.00	0.00
DIVIDENDS	344.27	0.00	0.00	1,320.89	0.00
PURCHASES	344.27 -	0.00	0.00	1,320.89 -	0.00
CLOSING BALANCE	0.00	0.00	0.00	0.00	0.00

The above cash transactions summary is provided for information purposes only and may not reflect actual taxable income or deductible expenses as reportable under the Internal Revenue Code.

007985 XBENED602 002652



**BNY MELLON**

The Bank of New York Mellon Trust Company, N.A.

Statement Period 05/01/2016 Through 05/31/2016

Account 853023

KCWA SER 2012 DSR FUND

### Statement of Assets Held

Shares / Par Value	Asset Description	Market Price Average Cost	Market Value Cost	Accrued Income Est Annual Income	Market Yield
<b>CASH AND SHORT TERM</b>					
1,500.290	FIDELITY INSTL MMKT GOVT 57 CUSIP: X9USDFIIN	1.00000	1,500.29	0.00	0.00%
1,799,096.190	FIDELITY INVST MMKT GOVT 57 CUSIP: X9USDFIIN	1.00000	1,799,096.19	0.00	0.00%
	<b>Total CASH AND SHORT TERM</b>		<b>1,800,596.48</b>	<b>0.00</b>	<b>0.00%</b>

<b>ACCOUNT TOTALS</b>			<b>1,800,596.48</b>	<b>0.00</b>	<b>0.00%</b>
Total Market Value Plus Total Accrued Income			<b>1,800,596.48</b>	<b>0.00</b>	

### Statement of Transactions

Transaction Date	Transaction Description	Income	Principal	Cost	Realized Gains/Losses
05/01/16	OPENING BALANCE	0.00	0.00	1,800,252.21	
05/03/16	Purchase FIDELITY INSTL MMKT GOVT 57 TRADE DATE 05/03/16 SET/DATE 05/03/16 CUSIP X9USDFIINI 344.27 SHARES	344.27 -	0.00	344.27	0.00
05/03/16	Dividend FIDELITY INVST MMKT GOVT 57 TRADE DATE 05/03/16 SET/DATE 05/03/16 CUSIP X9USDFIIN 344.27 SHARES	344.27	0.00	0.00	0.00
05/03/16	DAILY ENDING BALANCE	0.00	0.00	1,800,596.48	0
05/31/16	CLOSING BALANCE	0.00	0.00	1,800,596.48	0.00

Cumulative realized capital gain and loss position from 12/31/2015 for securities held in principal of account:

Short Term: 0.00 \*      Long Term: 0.00 \*

\* The above gain and loss position does not include transactions where tax cost information is incomplete or unavailable.

Cash and securities set forth on this Account Statement are held by The Bank of New York Mellon, an affiliate of The Bank of New York Mellon Trust Company, N.A. In addition, The Bank of New York Mellon Trust Company, N.A. may utilize subsidiaries and affiliates to provide services and certain products to the Account. Subsidiaries and affiliates may be compensated for their services and products.

The value of securities set forth on this Account Statement are obtained by The Bank of New York Mellon Trust Company, N.A., from its affiliate, The Bank of New York Mellon which determines such values for Corporate Trust on the basis of market prices and information obtained by The Bank of New York Mellon from unaffiliated third parties (including independent pricing vendors) ("third party pricing services"). The Bank of New York Mellon has not verified such market values or information and makes no assurances as to the accuracy or correctness of such market values or information or that the market values set forth on this Account Statement reflect the value of the securities that can be realized upon the sale of such securities. In addition, the market values for the securities set forth in this Account Statement may differ from the market prices and information for the same securities used by other business units of The Bank of New York Mellon Trust Company, N.A., The Bank of New York Mellon or their respective subsidiaries or affiliates based upon market prices and information received from other third party pricing services utilized by such other business units. Corporate Trust does not compare its market values with those used by, or reconcile different market values used by, other business units of The Bank of New York Mellon Trust Company, N.A., The Bank of New York Mellon or their respective subsidiaries or affiliates. Neither The Bank of New York Mellon Trust Company, N.A. nor The Bank of New York Mellon shall be liable for any loss, damage or expense incurred as a result of or arising from or related to the market values or information provided by third party pricing services or the differences in market prices or information provided by other third party pricing services.

0 0000 m 1 P03 s 92324



**BNY MELLON**

The Bank of New York Mellon Trust Company, N.A.

KENT COUNTY WATER AUTHORITY  
 ATTN: FINANCE DIRECTOR  
 1072 MAIN STREET  
 WEST WARWICK, RI 02893

**Account Statement**

Statement Period 05/01/2016 Through 05/31/2016


Account 853024  
 KENT COUNTY WATER AUTHORITY GENERAL  
 REFUNDING REVENUE BONDS 2012 SERIES A  
 (853024)

CLIENT SERVICE MANAGER: SUSAN CALISE  
 135 SANTILLI HIGHWAY AIM: 026-0018  
 EVERETT, MA 02149  
 617-382-5217  
 SUSAN.CALISE@BNYMELLON.COM

Go Paperless. Securely access your account online to view your statements. Ask your BNY Mellon contact how we can help you access your accounts, enter your own transactions or submit an audit confirmation online. Also be sure to ask how Connect(SM), our new web-based, single sign-on platform can help you go paperless.

Visit us at [www.bnymellon.com](http://www.bnymellon.com)

**Account Overview**



Percent of all Investments	Asset Classification	Market Value
100%	CASH AND SHORT TERM	1,677,665.60
100%	<b>TOTAL OF ALL INVESTMENTS</b>	<b>1,677,665.60</b>

**Summary of Assets Held**

Asset Classification	Market Value	Cost	Accrued Income	Est Annual Income	Market Yield
CASH AND SHORT TERM	1,677,665.60	1,677,665.60	0.00	0.00	0.00%
<b>ACCOUNT TOTALS</b>	<b>1,677,665.60</b>	<b>1,677,665.60</b>	<b>0.00</b>	<b>0.00</b>	<b>0.00%</b>

**Summary of Cash Transactions**

Transaction Category	Current Period			Year-to-Date	
	Income	Principal	Realized Gains/Losses	Income	Principal
OPENING BALANCE	0.00	0.00		0.00	0.00
DIVIDENDS	253.68	0.00	0.00	803.28	0.00
SALES AND REDEMPTIONS	0.00	0.00	0.00	0.00	317,550.00
OTHER CASH ADDITIONS	0.00	181,541.67	0.00	0.00	906,941.66
OTHER CASH DISBURSEMENTS	0.00	0.00	0.00	0.00	320,116.69
PURCHASES	253.68 -	181,541.67 -	0.00	803.28 -	904,374.97 -
<b>CLOSING BALANCE</b>	<b>0.00</b>	<b>0.00</b>	<b>0.00</b>	<b>0.00</b>	<b>0.00</b>

The above cash transactions summary is provided for information purposes only and may not reflect actual taxable income or deductible expenses as reportable under the Internal Revenue Code.

007985 XBINED602 002653

0 0000 M 1 P13 S 92 325



**BNY MELLON**

The Bank of New York Mellon Trust Company, N.A.

Statement Period 05/01/2016 Through 05/31/2016  
Account 853024  
KCWA SER 2012 DEBT SERVICE FD

### Statement of Assets Held

Shares / Par Value	Asset Description	Market Price Average Cost	Market Value Cost	Accrued Income Est Annual Income	Market Yield
<b>CASH AND SHORT TERM</b>					
895.190	FIDELITY INSTL MMKT GOVT 57 CUSIP: X9USDFIIN	1.00000	895.19	0.00	0.00%
1,676,770.410	FIDELITY INVST MMKT GOVT 57 CUSIP: X9USDFIIN	1.00000	1,676,770.41	0.00	0.00%
<b>Total CASH AND SHORT TERM</b>			<b>1,677,665.60</b>	<b>0.00</b>	<b>0.00%</b>

<b>ACCOUNT TOTALS</b>			<b>1,677,665.60</b>	<b>0.00</b>	<b>0.00%</b>
Total Market Value Plus Total Accrued Income 1,677,665.60			<b>1,677,665.60</b>	<b>0.00</b>	

### Statement of Transactions

Transaction Date	Transaction Description	Income	Principal	Cost	Realized Gains/Losses
05/01/16	OPENING BALANCE	0.00	0.00	1,495,870.25	
05/03/16	Purchase FIDELITY INSTL MMKT GOVT 57 TRADE DATE 05/03/16 SET/DATE 05/03/16 CUSIP X9USDFIIN 253.68 SHARES	253.68	0.00	253.68	0.00
05/03/16	Dividend FIDELITY INVST MMKT GOVT 57 TRADE DATE 05/03/16 SET/DATE 05/03/16 CUSIP X9USDFIIN 253.68 SHARES	253.68	0.00	0.00	0.00
05/03/16	DAILY ENDING BALANCE	0.00	0.00	1,496,123.93	0.00
05/31/16	Purchase FIDELITY INVST MMKT GOVT 57 TRADE DATE 05/31/16 SET/DATE 05/31/16 CUSIP X9USDFIIN 181,541.67 SHARES	0.00	181,541.67	181,541.67	0.00
05/31/16	Cash Credit CREDIT FROM REVENUE FUND TO DS FUND FUND FOR MONTHLY FLOW OF FUNDS	0.00	181,541.67	0.00	0.00
05/31/16	DAILY ENDING BALANCE	0.00	0.00	1,677,665.60	0.00
05/31/16	CLOSING BALANCE	0.00	0.00	1,677,665.60	0.00

Cumulative realized capital gain and loss position from 12/31/2015 for securities held in principal of account:

Short Term: 0.00 \* Long Term: 0.00 \*

\* The above gain and loss position does not include transactions where tax cost information is incomplete or unavailable.

Cash and securities set forth on this Account Statement are held by The Bank of New York Mellon, an affiliate of The Bank of New York Mellon Trust Company, N.A. In addition, The Bank of New York Mellon Trust Company, N.A. may utilize subsidiaries and affiliates to provide services and certain products to the Account. Subsidiaries and affiliates may be compensated for their services and products.

The value of securities set forth on this Account Statement are obtained by The Bank of New York Mellon Trust Company, N.A., from its affiliate, The Bank of New York Mellon which determines such values for Corporate Trust on the basis of market prices and information obtained by The Bank of New York Mellon from unaffiliated third parties (including independent pricing vendors) ("third party pricing services"). The Bank of New York Mellon has not verified such market values or information and makes no assurances as to the accuracy or correctness of such market values or information or that the market values set forth on this Account Statement reflect the value of the securities that can be realized upon the sale of such securities. In addition, the market values for the securities set forth in this Account Statement may differ from the market prices and information for the same securities used by other business units of The Bank of New York Mellon Trust Company, N.A., The Bank of New York Mellon or their respective subsidiaries or affiliates based upon market prices and information received from other third party pricing services utilized by such other business units. Corporate Trust does not compare its market values with those used by, or reconcile different market values used by, other business units of The Bank of New York Mellon Trust Company, N.A., The Bank of New York Mellon or their respective subsidiaries or affiliates. Neither The Bank of New York Mellon Trust Company, N.A. nor The Bank of New York Mellon shall be liable for any loss, damage or expense incurred as a result of or arising from or related to the market values or information provided by third party pricing services or the differences in market prices or information provided by other third party pricing services.

9 0000 IN 1203 S 92325



**BNY MELLON**

The Bank of New York Mellon Trust Company, N.A.

**KENT COUNTY WATER AUTHORITY  
ATTN: FINANCE DIRECTOR  
1072 MAIN STREET  
WEST WARWICK, RI 02893**

### Account Statement

Statement Period 05/01/2016 Through 05/31/2016

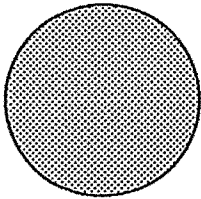
Account 853025  
KENT COUNTY WATER AUTHORITY GENERAL  
REFUNDING REVENUE BONDS 2012 SERIES A  
(853025)

**CLIENT SERVICE MANAGER: SUSAN CALISE**  
135 SANTILLI HIGHWAY AIM: 026-0018  
EVERETT, MA 02149  
617-382-5217  
SUSAN.CALISE@BNYMELLON.COM

Go Paperless. Securely access your account online to view your statements. Ask your BNY Mellon contact how we can help you access your accounts, enter your own transactions or submit an audit confirmation online. Also be sure to ask how Connect(SM), our new web-based, single sign-on platform can help you go paperless.

Visit us at [www.bnymellon.com](http://www.bnymellon.com)

### Account Overview



Percent of all Investments	Asset Classification	Market Value
100% ☺	CASH AND SHORT TERM	1,009,120.10
100%	<b>TOTAL OF ALL INVESTMENTS</b>	<b>1,009,120.10</b>

### Summary of Assets Held

Asset Classification	Market Value	Cost	Accrued Income	Est Annual Income	Market Yield
CASH AND SHORT TERM	1,009,120.10	1,009,120.10	0.00	0.00	0.00%
<b>ACCOUNT TOTALS</b>	<b>1,009,120.10</b>	<b>1,009,120.10</b>	<b>0.00</b>	<b>0.00</b>	<b>0.00%</b>

### Summary of Cash Transactions

Transaction Category	Current Period			Year-to-Date	
	Income	Principal	Realized Gains/Losses	Income	Principal
OPENING BALANCE	0.00	0.00		0.00	0.00
DIVIDENDS	192.94	0.00	0.00	740.28	0.00
PURCHASES	192.94 -	0.00	0.00	740.28 -	0.00
<b>CLOSING BALANCE</b>	<b>0.00</b>	<b>0.00</b>	<b>0.00</b>	<b>0.00</b>	<b>0.00</b>

The above cash transactions summary is provided for information purposes only and may not reflect actual taxable income or deductible expenses as reportable under the Internal Revenue Code.

007985 XBNED602 002654



**BNY MELLON**

The Bank of New York Mellon Trust Company, N.A.

Statement Period 05/01/2016 Through 05/31/2016

Account 853025

KCWA SER 2012 PJCT FD COI AC

### Statement of Assets Held

Shares / Par Value	Asset Description	Market Price Average Cost	Market Value Cost	Accrued Income Est Annual Income	Market Yield
<b>CASH AND SHORT TERM</b>					
867.320	FIDELITY INSTL MMKT GOVT 57	1.00000	867.32	0.00	0.00%
	CUSIP: X9USDFIIN	1.00000	867.32	0.00	
1,008,252.780	FIDELITY INVST MMKT GOVT 57	1.00000	1,008,252.78	0.00	0.00%
	CUSIP: X9USDFIIN	1.00000	1,008,252.78	0.00	
<b>Total CASH AND SHORT TERM</b>			<b>1,009,120.10</b>	<b>0.00</b>	<b>0.00%</b>
			<b>1,009,120.10</b>	<b>0.00</b>	

### ACCOUNT TOTALS

Total Market Value Plus Total Accrued Income 1,009,120.10

1,009,120.10

0.00

### Statement of Transactions

Transaction Date	Transaction Description	Income	Principal	Cost	Realized Gains/Losses
05/01/16	OPENING BALANCE	0.00	0.00	1,008,927.16	
05/03/16	Purchase FIDELITY INSTL MMKT GOVT 57 TRADE DATE 05/03/16 SET/DATE 05/03/16 CUSIP X9USDFIIN 192.94 SHARES	192.94 -	0.00	192.94	0.00
05/03/16	Dividend FIDELITY INVST MMKT GOVT 57 TRADE DATE 05/03/16 SET/DATE 05/03/16 CUSIP X9USDFIIN 192.94 SHARES	192.94	0.00	0.00	0.00
05/03/16	DAILY ENDING BALANCE	0.00	0.00	1,009,120.10	0.00
05/31/16	CLOSING BALANCE	0.00	0.00	1,009,120.10	0.00

Cumulative realized capital gain and loss position from 12/31/2015 for securities held in principal of account:

Short Term: 0.00 \* Long Term: 0.00 \*

\* The above gain and loss position does not include transactions where tax cost information is incomplete or unavailable.

Cash and securities set forth on this Account Statement are held by The Bank of New York Mellon, an affiliate of The Bank of New York Mellon Trust Company, N.A. In addition, The Bank of New York Mellon Trust Company, N.A. may utilize subsidiaries and affiliates to provide services and certain products to the Account. Subsidiaries and affiliates may be compensated for their services and products.

The value of securities set forth on this Account Statement are obtained by The Bank of New York Mellon Trust Company, N.A., from its affiliate, The Bank of New York Mellon which determines such values for Corporate Trust on the basis of market prices and information obtained by The Bank of New York Mellon from unaffiliated third parties (including independent pricing vendors) ("third party pricing services"). The Bank of New York Mellon has not verified such market values or information and makes no assurances as to the accuracy or correctness of such market values or information or that the market values set forth on this Account Statement reflect the value of the securities that can be realized upon the sale of such securities. In addition, the market values for the securities set forth in this Account Statement may differ from the market prices and information for the same securities used by other business units of The Bank of New York Mellon Trust Company, N.A., The Bank of New York Mellon or their respective subsidiaries or affiliates based upon market prices and information received from other third party pricing services utilized by such other business units. Corporate Trust does not compare its market values with those used by, or reconcile different market values used by, other business units of The Bank of New York Mellon Trust Company, N.A., The Bank of New York Mellon or their respective subsidiaries or affiliates. Neither The Bank of New York Mellon Trust Company, N.A. nor The Bank of New York Mellon shall be liable for any loss, damage or expense incurred as a result of or arising from or related to the market values or information provided by third party pricing services or the differences in market prices or information provided by other third party pricing services.

9 0000  
FD33 s. 92 326



# BNY MELLON

The Bank of New York Mellon Trust Company, N.A.

KENT COUNTY WATER AUTHORITY  
ATTN: FINANCE DIRECTOR  
1072 MAIN STREET  
WEST WARWICK, RI 02893

## Account Statement

Statement Period 05/01/2016 Through 05/31/2016

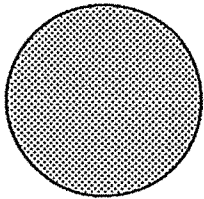
Account 853026  
KENT COUNTY WATER AUTHORITY GENERAL  
REFUNDING REVENUE BONDS DEBT SERVICE  
SAVINGS ACCOUNT FOR CIP

CLIENT SERVICE MANAGER: SUSAN CALISE  
135 SANTILLI HIGHWAY AIM: 026-0018  
EVERETT, MA 02149  
617-382-5217  
SUSAN.CALISE@BNYMELLON.COM

Go Paperless. Securely access your account online to view your statements. Ask your BNY Mellon contact how we can help you access your accounts, enter your own transactions or submit an audit confirmation online. Also be sure to ask how Connect(SM), our new web-based, single sign-on platform can help you go paperless.

Visit us at [www.bnymellon.com](http://www.bnymellon.com)

## Account Overview



Percent of all Investments	Asset Classification	Market Value
100%	CASH AND SHORT TERM	1,861,312.07
100%	TOTAL OF ALL INVESTMENTS	1,861,312.07

## Summary of Assets Held

Asset Classification	Market Value	Cost	Accrued Income	Est Annual Income	Market Yield
CASH AND SHORT TERM	1,861,312.07	1,861,312.07	0.00	0.00	0.00%
ACCOUNT TOTALS	1,861,312.07	1,861,312.07	0.00	0.00	0.00%

## Summary of Cash Transactions

Transaction Category	Current Period			Year-to-Date	
	Income	Principal	Realized Gains/Losses	Income	Principal
OPENING BALANCE	0.00	0.00		0.00	0.00
DIVIDENDS	339.10	0.00	0.00	1,249.89	0.00
OTHER CASH ADDITIONS	0.00	45,362.00	0.00	0.00	226,810.00
PURCHASES	339.10 -	45,362.00 -	0.00	1,249.89 -	226,810.00 -
CLOSING BALANCE	0.00	0.00	0.00	0.00	0.00

The above cash transactions summary is provided for information purposes only and may not reflect actual taxable income or deductible expenses as reportable under the Internal Revenue Code.

007985 XBINED602 002655

6  
9 0000  
M  
1 P03 S 92227





**BNY MELLON**

The Bank of New York Mellon Trust Company, N.A.

Statement Period 05/01/2016 Through 05/31/2016

Account 853026

KCWA DEBT SERVICE SAVINGS CIP

### Statement of Assets Held

Shares / Par Value	Asset Description	Market Price Average Cost	Market Value Cost	Accrued Income Est Annual Income	Market Yield
<b>CASH AND SHORT TERM</b>					
1,379.730	FIDELITY INSTL MMKT GOVT 57	1.00000	1,379.73	0.00	0.00%
	CUSIP: X9USDFIIN	1.00000	1,379.73	0.00	
1,859,932.340	FIDELITY INVST MMKT GOVT 57	1.00000	1,859,932.34	0.00	0.00%
	CUSIP: X9USDFIIN	1.00000	1,859,932.34	0.00	
<b>Total CASH AND SHORT TERM</b>			<b>1,861,312.07</b>	<b>0.00</b>	<b>0.00%</b>
			<b>1,861,312.07</b>	<b>0.00</b>	

### ACCOUNT TOTALS

Total Market Value Plus Total Accrued Income 1,861,312.07

**1,861,312.07**      **0.00**      **0.00%**  
**1,861,312.07**      **0.00**

### Statement of Transactions

Transaction Date	Transaction Description	Income	Principal	Cost	Realized Gains/Losses
05/01/16	OPENING BALANCE	0.00	0.00	1,815,610.97	
05/03/16	Purchase FIDELITY INSTL MMKT GOVT 57 TRADE DATE 05/03/16 SET/DATE 05/03/16 CUSIP X9USDFIIN 339.10 SHARES	339.10	0.00	339.10	0.00
05/03/16	Dividend FIDELITY INVST MMKT GOVT 57 TRADE DATE 05/03/16 SET/DATE 05/03/16 CUSIP X9USDFIIN 339.10 SHARES	339.10	0.00	0.00	0.00
05/03/16	DAILY ENDING BALANCE	0.00	0.00	1,815,950.07	0
05/31/16	Purchase FIDELITY INVST MMKT GOVT 57 TRADE DATE 05/31/16 SET/DATE 05/31/16 CUSIP X9USDFIIN 45,362.00 SHARES	0.00	45,362.00	45,362.00	0.00
05/31/16	Cash Credit CREDIT FROM REVENUE FUND TO DS SAVINGS R EFUNDING FUND FOR MONTHLY FLOW OF FUNDS	0.00	45,362.00	0.00	0.00
05/31/16	DAILY ENDING BALANCE	0.00	0.00	1,861,312.07	0.00
05/31/16	CLOSING BALANCE	0.00	0.00	1,861,312.07	0.00

Cumulative realized capital gain and loss position from 12/31/2015 for securities held in principal of account:

Short Term: 0.00 \*      Long Term: 0.00 \*

\* The above gain and loss position does not include transactions where tax cost information is incomplete or unavailable.

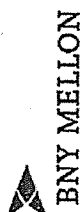
Cash and securities set forth on this Account Statement are held by The Bank of New York Mellon, an affiliate of The Bank of New York Mellon Trust Company, N.A. In addition, The Bank of New York Mellon Trust Company, N.A. may utilize subsidiaries and affiliates to provide services and certain products to the Account. Subsidiaries and affiliates may be compensated for their services and products.

The value of securities set forth on this Account Statement are obtained by The Bank of New York Mellon Trust Company, N.A., from its affiliate, The Bank of New York Mellon which determines such values for Corporate Trust on the basis of market prices and information obtained by The Bank of New York Mellon from unaffiliated third parties (including independent pricing vendors) ("third party pricing services"). The Bank of New York Mellon has not verified such market values or information and makes no assurances as to the accuracy or correctness of such market values or information or that the market values set forth on this Account Statement reflect the value of the securities that can be realized upon the sale of such securities. In addition, the market values for the securities set forth in this Account Statement may differ from the market prices and information for the same securities used by other business units of The Bank of New York Mellon Trust Company, N.A., The Bank of New York Mellon or their respective subsidiaries or affiliates based upon market prices and information received from other third party pricing services utilized by such other business units. Corporate Trust does not compare its market values with those used by, or reconcile different market values used by, other business units of The Bank of New York Mellon Trust Company, N.A., The Bank of New York Mellon or their respective subsidiaries or affiliates. Neither The Bank of New York Mellon Trust Company, N.A. nor The Bank of New York Mellon shall be liable for any loss, damage or expense incurred as a result of or arising from or related to the market values or information provided by third party pricing services or the differences in market prices or information provided by other third party pricing services.

0000  
M  
1 PUS  
5  
7/25/16



April 30, 2016



0000265 04 MB 1.377 04 TR 00007 XBNEF001 100000  
 KENT COUNTY WATER AUTHORITY  
 ATTN: FINANCE DIRECTOR  
 1072 MAIN STREET  
 WEST WARWICK, RI 02893-3724

Envelope Contents

Account Information	Number of Pages	Starting Page Number	Account Information	Number of Pages	Starting Page Number
KCWA GENERAL REVENUE ACCOUNT 112600	4	1 of 26	KCWA DEBT SERVICE SAVINGS (2004) 112612	2	19 of 26
KCWA OPERATING REVENUE ALLOWANCE 112601	2	5 of 26	KCWA SER 2004A DEBT SERV RESRV 112613	2	21 of 26
KCWA GEN OP & MAINT ACCT 112602	2	7 of 26	KCWA RENEWAL/REPLACEMENT A/C (PUC-1) 667674	2	23 of 26
KCWA GEN REN & REP RESV ACCT 112603	2	9 of 26	KCWA RENEWAL/REPLACEMENT A/C (PUC-2) 667675	2	25 of 26
KCWA GEN RENEWAL AND REPLACEMENT AC 112604	2	11 of 26			
KCWA INFRASTRUCTURE ACCT 112605	4	13 of 26			
KCWA OPER & MAIN RESERVE ACCT 112606	2	17 of 26			

*This Page Intentionally Blank*



# BNY MELLON

The Bank of New York Mellon Trust Company, N.A.

**KENT COUNTY WATER AUTHORITY**  
ATTN: FINANCE DIRECTOR  
1072 MAIN STREET  
WEST WARWICK, RI 02893-3724

## Account Statement

Statement Period 04/01/2016 Through 04/30/2016

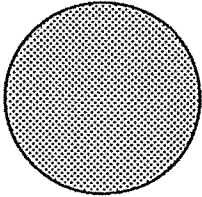
Account 112600  
KCWA GENERAL REVENUE ACCOUNT

**CLIENT SERVICE MANAGER: SUSAN CALISE**  
135 SANTILLI HIGHWAY AIM: 026-0018  
EVERETT, MA 02149  
617-382-5217  
SUSAN.CALISE@BNYMELLON.COM

Go Paperless. Securely access your account online to view your statements. Ask your BNY Mellon contact how we can help you access your accounts, enter your own transactions or submit an audit confirmation online. Also be sure to ask how Connect(SM), our new web-based, single sign-on platform can help you go paperless.

Visit us at [www.bnymellon.com](http://www.bnymellon.com)

## Account Overview



Percent of all Investments	Asset Classification	Market Value
100%	CASH AND SHORT TERM	1,618,870.39
100%	TOTAL OF ALL INVESTMENTS	1,618,870.39

## Summary of Assets Held

Asset Classification	Market Value	Cost	Accrued Income	Est Annual Income	Market Yield
CASH AND SHORT TERM	1,618,870.39	1,618,870.39	0.00	0.00	0.00%
ACCOUNT TOTALS	1,618,870.39	1,618,870.39	0.00	0.00	0.00%

## Summary of Cash Transactions

Transaction Category	Current Period			Year-to-Date	
	Income	Principal	Realized Gains/Losses	Income	Principal
OPENING BALANCE	0.00	0.00		0.00	0.00
DIVIDENDS	325.31	0.00	0.00	864.64	0.00
SALES AND REDEMPTIONS	0.00	1,802,258.32	0.00	0.00	5,962,678.36
OTHER CASH ADDITIONS	0.00	1,712,582.98	0.00	0.00	8,479,283.15
OTHER CASH DISBURSEMENTS	325.31 -	1,802,258.32 -	0.00	864.64 -	8,078,900.30 -
PURCHASES	0.00	1,712,582.98 -	0.00	0.00	6,363,061.21 -
CLOSING BALANCE	0.00	0.00	0.00	0.00	0.00

The above cash transactions summary is provided for information purposes only and may not reflect actual taxable income or deductible expenses as reportable under the Internal Revenue Code.

000265 XBNEF001 005718

c  
9 0000  
m  
1 PD3 s 92,091



BNY MELLON

The Bank of New York Mellon Trust Company, N.A.

Statement Period 04/01/2016 Through 04/30/2016

Account 112600

KCWA GENERAL REVENUE ACCOUNT

Statement of Assets Held

Shares / Par Value	Asset Description	Market Price Average Cost	Market Value Cost	Accrued Income Est Annual Income	Market Yield
<b>CASH AND SHORT TERM</b>					
1,618,870.390	FIDELITY INSTL MMKT GOVT 57 CUSIP: X9USDFIIN	1.00000 1.00000	1,618,870.39 1,618,870.39	0.00 0.00	0.00% 0.00%
<b>Total CASH AND SHORT TERM</b>			<b>1,618,870.39</b>	<b>0.00</b>	<b>0.00%</b>
<b>ACCOUNT TOTALS</b>			<b>1,618,870.39</b>	<b>0.00</b>	<b>0.00%</b>

Total Market Value Plus Total Accrued Income 1,618,870.39

Statement of Transactions

Transaction Date	Transaction Description	Income	Principal	Cost	Realized Gains/Losses
04/01/16	OPENING BALANCE	0.00	0.00	1,708,545.73	
04/04/16	Dividend FIDELITY INSTL MMKT GOVT 57 TRADE DATE 04/04/16 SET/DATE 04/04/16 CUSIP X9USDFIIN 325.31 SHARES	325.31	0.00	0.00	0.00
04/04/16	Cash Credit CW00005523: SWP FRM 1126008401	0.00	325.31	0.00	0.00
04/04/16	Cash Debit CW00005523: SWP TO 1126008400	325.31 -	0.00	0.00	0.00
04/04/16	DAILY ENDING BALANCE	0.00	325.31	1,708,545.73	0.00
04/05/16	Purchase FIDELITY INSTL MMKT GOVT 57 TRADE DATE 04/05/16 SET/DATE 04/05/16 CUSIP X9USDFIIN 325.31 SHARES	0.00	325.31 -	325.31	0.00
04/05/16	DAILY ENDING BALANCE	0.00	0.00	1,708,871.04	0.00
04/07/16	Sale FIDELITY INSTL MMKT GOVT 57 TRADE DATE 04/07/16 SET/DATE 04/07/16 CUSIP X9USDFIIN 1,000,000.00 SHARES	0.00	1,000,000.00	1,000,000.00 -	0.00
04/07/16	Cash Debit TRANSFER FROM GENERAL FUND TO O&M FUND F OR PARTIAL FUNDING OF APPROVED BUDGET	0.00	1,000,000.00 -	0.00	0.00
04/07/16	DAILY ENDING BALANCE	0.00	0.00	708,871.04	0.00
04/25/16	Purchase FIDELITY INSTL MMKT GOVT 57 TRADE DATE 04/25/16 SET/DATE 04/25/16 CUSIP X9USDFIIN 1,000,000.00 SHARES	0.00	1,000,000.00 -	1,000,000.00	0.00
04/25/16	Cash Credit ORD CUST:95690040 KENT COUNTY WATER CMDI 23 BROAD STREET WE ORD INST:WASHINGTON TRUST COMPANY WESTERLY, RHODE ISLAND DETAIL:KENT COUNTY WATER AUTHORITY/REC/ 000 IMA:20160425QMGFT005 000960 FTS:FD1604251336500	0.00	1,000,000.00	0.00	0.00
04/25/16	DAILY ENDING BALANCE	0.00	0.00	1,708,871.04	0.00
04/26/16	Purchase FIDELITY INSTL MMKT GOVT 57 TRADE DATE 04/26/16 SET/DATE 04/26/16 CUSIP X9USDFIIN 712,257.67 SHARES	0.00	712,257.67 -	712,257.67	0.00
04/26/16	Cash Credit ORD CUST:95690040 KENT COUNTY WATER	0.00	712,257.67	0.00	0.00



# BNY MELLON

The Bank of New York Mellon Trust Company, N.A.

Statement Period 04/01/2016 Through 04/30/2016

Account 112600

KCWA GENERAL REVENUE ACCOUNT

## Statement of Transactions - Continued

000265 XBNEF001 005719

Transaction Date	Transaction Description	Income	Principal	Cost	Realized Gains/Losses
	CMDI 23 BROAD STREET WE ORD INST:WASHINGTON TRUST COMPANY WESTERLY, RHODE ISLAND DETAIL:KENT COUNTY WATER AUTHORITY/REC/ 0.00 IMA:20160426QMGFT008 001259 FTS:FDF1604261453700				
04/26/16	DAILY ENDING BALANCE	0.00	0.00	2,421,128.71	0.00
04/29/16	Sale FIDELITY INSTL MMKT GOVT 57 TRADE DATE 04/29/16 SET/DATE 04/29/16 CUSIP X9USDFIIN 802,258.32 SHARES	0.00	802,258.32	802,258.32 -	0.00
04/29/16	Cash Debit TRANSFER FOR MONTH ENDS FLOW OF FUNDS	0.00	802,258.32 -	0.00	0.00
04/29/16	DAILY ENDING BALANCE	0.00	0.00	1,618,870.39	0.00
04/30/16	CLOSING BALANCE	0.00	0.00	1,618,870.39	0.00

Cumulative realized capital gain and loss position from 12/31/2015 for securities held in principal of account:

Short Term: 0.00 \* Long Term: 0.00 \*

\* The above gain and loss position does not include transactions where tax cost information is incomplete or unavailable.

Cash and securities set forth on this Account Statement are held by The Bank of New York Mellon, an affiliate of The Bank of New York Mellon Trust Company, N.A. In addition, The Bank of New York Mellon Trust Company, N.A. may utilize subsidiaries and affiliates to provide services and certain products to the Account. Subsidiaries and affiliates may be compensated for their services and products.

The value of securities set forth on this Account Statement are obtained by The Bank of New York Mellon Trust Company, N.A., from its affiliate, The Bank of New York Mellon which determines such values for Corporate Trust on the basis of market prices and information obtained by The Bank of New York Mellon from unaffiliated third parties (including independent pricing vendors) ("third party pricing services"). The Bank of New York Mellon has not verified such market values or information and makes no assurances as to the accuracy or correctness of such market values or information or that the market values set forth on this Account Statement reflect the value of the securities that can be realized upon the sale of such securities. In addition, the market values for the securities set forth in this Account Statement may differ from the market prices and information for the same securities used by other business units of The Bank of New York Mellon Trust Company, N.A., The Bank of New York Mellon or their respective subsidiaries or affiliates based upon market prices and information received from other third party pricing services utilized by such other business units. Corporate Trust does not compare its market values with those used by, or reconcile different market values used by, other business units of The Bank of New York Mellon Trust Company, N.A., The Bank of New York Mellon or their respective subsidiaries or affiliates. Neither The Bank of New York Mellon Trust Company, N.A. nor The Bank of New York Mellon shall be liable for any loss, damage or expense incurred as a result of or arising from or related to the market values or information provided by third party pricing services or the differences in market prices or information provided by other third party pricing services.

1 0000 m 1 PD3 s 92,092

***This Page Intentionally Blank***



# BNY MELLON

The Bank of New York Mellon Trust Company, N.A.

KENT COUNTY WATER AUTHORITY  
ATTN: FINANCE DIRECTOR  
1072 MAIN STREET  
WEST WARWICK, RI 02893-3724

## Account Statement

Statement Period 04/01/2016 Through 04/30/2016

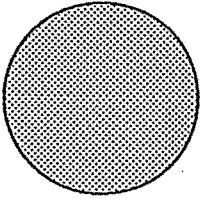
Account 112601  
KCWA OPERATING REVENUE ALLOWANCE

CLIENT SERVICE MANAGER: SUSAN CALISE  
135 SANTILLI HIGHWAY AIM: 026-0018  
EVERETT, MA 02149  
617-382-5217  
SUSAN.CALISE@BNYMELLON.COM

Go Paperless. Securely access your account online to view your statements. Ask your BNY Mellon contact how we can help you access your accounts, enter your own transactions or submit an audit confirmation online. Also be sure to ask how Connect(SM), our new web-based, single sign-on platform can help you go paperless.

Visit us at [www.bnymellon.com](http://www.bnymellon.com)

## Account Overview



Percent of all Investments	Asset Classification	Market Value
100%	CASH AND SHORT TERM	1,143,952.35
100%	TOTAL OF ALL INVESTMENTS	1,143,952.35

## Summary of Assets Held

Asset Classification	Market Value	Cost	Accrued Income	Est Annual Income	Market Yield
CASH AND SHORT TERM	1,143,952.35	1,143,952.35	0.00	0.00	0.00%
ACCOUNT TOTALS	1,143,952.35	1,143,952.35	0.00	0.00	0.00%

## Summary of Cash Transactions

Transaction Category	Current Period			Year-to-Date	
	Income	Principal	Realized Gains/Losses	Income	Principal
OPENING BALANCE	0.00	0.00		0.00	0.00
DIVIDENDS	209.27	0.00	0.00	639.87	0.00
SALES AND REDEMPTIONS	0.00	0.00	0.00	0.00	607,077.00
OTHER CASH ADDITIONS	0.00	24,513.93	0.00	0.00	97,858.51
OTHER CASH DISBURSEMENTS	209.27 -	0.00	0.00	639.87 -	607,077.00 -
PURCHASES	0.00	24,513.93 -	0.00	0.00	97,858.51 -
CLOSING BALANCE	0.00	0.00	0.00	0.00	0.00

The above cash transactions summary is provided for information purposes only and may not reflect actual taxable income or deductible expenses as reportable under the Internal Revenue Code.

000265 XBINEFO01 005720

C 90000 M 1 P03 S 92,093





**BNY MELLON**

The Bank of New York Mellon Trust Company, N.A.

Statement Period 04/01/2016 Through 04/30/2016  
Account 112601  
KCWA OPERATING REVENUE ALLOWANCE

### Statement of Assets Held

Shares / Par Value	Asset Description	Market Price Average Cost	Market Value Cost	Accrued Income Est Annual Income	Market Yield
<b>CASH AND SHORT TERM</b>					
1,143,952.350	FIDELITY INSTL MMKT GOVT 57	1.00000	1,143,952.35	0.00	0.00%
	CUSIP: X9USDFIIN	1.00000	1,143,952.35	0.00	
<b>Total CASH AND SHORT TERM</b>			<b>1,143,952.35</b>	<b>0.00</b>	<b>0.00%</b>
			<b>1,143,952.35</b>	<b>0.00</b>	<b>0.00%</b>
<b>ACCOUNT TOTALS</b>			<b>1,143,952.35</b>	<b>0.00</b>	<b>0.00%</b>
			<b>1,143,952.35</b>	<b>0.00</b>	<b>0.00%</b>
Total Market Value Plus Total Accrued Income 1,143,952.35					

### Statement of Transactions

Transaction Date	Transaction Description	Income	Principal	Cost	Realized Gains/Losses
04/01/16	OPENING BALANCE	0.00	0.00	1,119,438.42	
04/04/16	Dividend FIDELITY INSTL MMKT GOVT 57 TRADE DATE 04/04/16 SET/DATE 04/04/16 CUSIP X9USDFIIN 209.27 SHARES	209.27	0.00	0.00	0.00
04/04/16	Cash Credit CW00005524: SWP FRM 1126018401	0.00	209.27	0.00	0.00
04/04/16	Cash Debit CW00005524: SWP TO 1126018400	209.27 -	0.00	0.00	0.00
04/04/16	DAILY ENDING BALANCE	0.00	209.27	1,119,438.42	0.00
04/05/16	Purchase FIDELITY INSTL MMKT GOVT 57 TRADE DATE 04/05/16 SET/DATE 04/05/16 CUSIP X9USDFIIN 209.27 SHARES	0.00	209.27 -	209.27	0.00
04/05/16	DAILY ENDING BALANCE	0.00	0.00	1,119,647.69	0.00
04/29/16	Purchase FIDELITY INSTL MMKT GOVT 57 TRADE DATE 04/29/16 SET/DATE 04/29/16 CUSIP X9USDFIIN 24,304.66 SHARES	0.00	24,304.66 -	24,304.66	0.00
04/29/16	Cash Credit CREDIT FROM REVENUE FUND TO OPERATING FUND FOR MONTHLY FLOW OF FUNDS	0.00	24,304.66	0.00	0.00
04/29/16	DAILY ENDING BALANCE	0.00	0.00	1,143,952.35	0.00
04/30/16	CLOSING BALANCE	0.00	0.00	1,143,952.35	0.00

Cumulative realized capital gain and loss position from 12/31/2015 for securities held in principal of account:

Short Term: 0.00 \* Long Term: 0.00 \*

\* The above gain and loss position does not include transactions where tax cost information is incomplete or unavailable.

Cash and securities set forth on this Account Statement are held by The Bank of New York Mellon, an affiliate of The Bank of New York Mellon Trust Company, N.A. In addition, The Bank of New York Mellon Trust Company, N.A. may utilize subsidiaries and affiliates to provide services and certain products to the Account. Subsidiaries and affiliates may be compensated for their services and products.

The value of securities set forth on this Account Statement are obtained by The Bank of New York Mellon Trust Company, N.A., from its affiliate, The Bank of New York Mellon which determines such values for Corporate Trust on the basis of market prices and information obtained by The Bank of New York Mellon from unaffiliated third parties (including independent pricing vendors) ("third party pricing services"). The Bank of New York Mellon has not verified such market values or information and makes no assurances as to the accuracy or correctness of such market values or information or that the market values set forth on this Account Statement reflect the value of the securities that can be realized upon the sale of such securities. In addition, the market values for the securities set forth in this Account Statement may differ from the market prices and information for the same securities used by other business units of The Bank of New York Mellon Trust Company, N.A., The Bank of New York Mellon or their respective subsidiaries or affiliates based upon market prices and information received from other third party pricing services utilized by such other business units. Corporate Trust does not compare its market values with those used by, or reconcile different market values used by, other business units of The Bank of New York Mellon Trust Company, N.A., The Bank of New York Mellon or their respective subsidiaries or affiliates. Neither The Bank of New York Mellon Trust Company, N.A. nor The Bank of New York Mellon shall be liable for any loss, damage or expense incurred as a result of or arising from or related to the market values or information provided by third party pricing services or the differences in market prices or information provided by other third party pricing services.



# BNY MELLON

The Bank of New York Mellon Trust Company, N.A.

KENT COUNTY WATER AUTHORITY  
ATTN: FINANCE DIRECTOR  
1072 MAIN STREET  
WEST WARWICK, RI 02893-3724

## Account Statement

Statement Period 04/01/2016 Through 04/30/2016

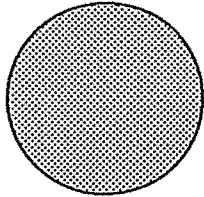
Account 112602  
KCWA GEN OP & MAINT ACCT

CLIENT SERVICE MANAGER: SUSAN CALISE  
135 SANTILLI HIGHWAY AIM: 026-0018  
EVERETT, MA 02149  
617-382-5217  
SUSAN.CALISE@BNYMELLON.COM

Go Paperless. Securely access your account online to view your statements. Ask your BNY Mellon contact how we can help you access your accounts, enter your own transactions or submit an audit confirmation online. Also be sure to ask how Connect(SM), our new web-based, single sign-on platform can help you go paperless.

Visit us at [www.bnymellon.com](http://www.bnymellon.com)

## Account Overview



Percent of all Investments	Asset Classification	Market Value
100%	CASH AND SHORT TERM	0.83
100%	TOTAL OF ALL INVESTMENTS	0.83

## Summary of Assets Held

Asset Classification	Market Value	Cost	Accrued Income	Est Annual Income	Market Yield
CASH AND SHORT TERM	0.83	0.83	0.00	0.00	0.00%
ACCOUNT TOTALS	0.83	0.83	0.00	0.00	0.00%

## Summary of Cash Transactions

Transaction Category	Current Period			Year-to-Date	
	Income	Principal	Realized Gains/Losses	Income	Principal
OPENING BALANCE	0.00	0.00		0.00	0.00
DIVIDENDS	0.00	0.00	0.00	0.65	0.00
SALES AND REDEMPTIONS	0.00	0.00	0.00	0.00	68,951.17
OTHER CASH ADDITIONS	0.00	1,000,000.00	0.00	0.00	3,668,952.00
OTHER CASH DISBURSEMENTS	0.00	1,000,000.00 -	0.00	0.65 -	3,668,951.17 -
PURCHASES	0.00	0.00	0.00	0.00	68,952.00 -
CLOSING BALANCE	0.00	0.00	0.00	0.00	0.00

The above cash transactions summary is provided for information purposes only and may not reflect actual taxable income or deductible expenses as reportable under the Internal Revenue Code.

000265 XBNEFO01 005721

5  
9 0000  
M  
1 1/23  
S 92.094



**BNY MELLON**

The Bank of New York Mellon Trust Company, N.A.

Statement Period 04/01/2016 Through 04/30/2016  
Account 112602  
KCWA GEN OP & MAINT ACCT

### Statement of Assets Held

Shares / Par Value	Asset Description	Market Price Average Cost	Market Value Cost	Accrued Income Est Annual Income	Market Yield
<b>CASH AND SHORT TERM</b>					
0.830	FIDELITY INSTL MMKT GOVT 57 CUSIP: X9USDFIIN	1.00000 1.00000	0.83 0.83	0.00 0.00	0.00% 0.00%
<b>Total CASH AND SHORT TERM</b>			<b>0.83</b>	<b>0.00</b>	<b>0.00%</b>
<b>ACCOUNT TOTALS</b>			<b>0.83</b>	<b>0.00</b>	<b>0.00%</b>
Total Market Value Plus Total Accrued Income 0.83					

### Statement of Transactions

Transaction Date	Transaction Description	Income	Principal	Cost	Realized Gains/Losses
04/01/16	OPENING BALANCE	0.00	0.00	0.83	
04/07/16	Cash Credit TRANSFER TO O&M FUND FROM GENERAL FUND FOR PARTIAL FUNDING OF APPROVED BUDGET	0.00	1,000,000.00	0.00	0.00
04/07/16	Cash Debit BANK OF AMERICA N.A, RI 011500010 KCWA GENERAL FUND 728018921 WIRE TO KCWA- BOFA. PURPOSE OF PYMT- PARTIAL FUNDING OF APPROVED BUDGET PER REQ DTD 04/07/2016	0.00	1,000,000.00 -	0.00	0.00
04/07/16	DAILY ENDING BALANCE	0.00	0.00	0.83	0.00
04/30/16	CLOSING BALANCE	0.00	0.00	0.83	0.00

Cumulative realized capital gain and loss position from 12/31/2015 for securities held in principal of account:

Short Term: 0.00 \* Long Term: 0.00 \*

\* The above gain and loss position does not include transactions where tax cost information is incomplete or unavailable.

Cash and securities set forth on this Account Statement are held by The Bank of New York Mellon, an affiliate of The Bank of New York Mellon Trust Company, N.A. In addition, The Bank of New York Mellon Trust Company, N.A. may utilize subsidiaries and affiliates to provide services and certain products to the Account. Subsidiaries and affiliates may be compensated for their services and products.

The value of securities set forth on this Account Statement are obtained by The Bank of New York Mellon Trust Company, N.A., from its affiliate, The Bank of New York Mellon which determines such values for Corporate Trust on the basis of market prices and information obtained by The Bank of New York Mellon from unaffiliated third parties (including independent pricing vendors) ("third party pricing services"). The Bank of New York Mellon has not verified such market values or information and makes no assurances as to the accuracy or correctness of such market values or information or that the market values set forth on this Account Statement reflect the value of the securities that can be realized upon the sale of such securities. In addition, the market values for the securities set forth in this Account Statement may differ from the market prices and information for the same securities used by other business units of The Bank of New York Mellon Trust Company, N.A., The Bank of New York Mellon or their respective subsidiaries or affiliates based upon market prices and information received from other third party pricing services utilized by such other business units. Corporate Trust does not compare its market values with those used by, or reconcile different market values used by, other business units of The Bank of New York Mellon Trust Company, N.A., The Bank of New York Mellon or their respective subsidiaries or affiliates. Neither The Bank of New York Mellon Trust Company, N.A. nor The Bank of New York Mellon shall be liable for any loss, damage or expense incurred as a result of or arising from or related to the market values or information provided by third party pricing services or the differences in market prices or information provided by other third party pricing services.



# BNY MELLON

The Bank of New York Mellon Trust Company, N.A.

KENT COUNTY WATER AUTHORITY  
ATTN: FINANCE DIRECTOR  
1072 MAIN STREET  
WEST WARWICK, RI 02893-3724

## Account Statement

Statement Period 04/01/2016 Through 04/30/2016

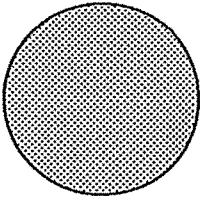
Account 112603  
KCWA GEN REN & REP RESV ACCT

CLIENT SERVICE MANAGER: SUSAN CALISE  
135 SANTILLI HIGHWAY AIM: 026-0018  
EVERETT, MA 02149  
617-382-5217  
SUSAN.CALISE@BNYMELLON.COM

Go Paperless. Securely access your account online to view your statements. Ask your BNY Mellon contact how we can help you access your accounts, enter your own transactions or submit an audit confirmation online. Also be sure to ask how Connect(SM), our new web-based, single sign-on platform can help you go paperless.

Visit us at [www.bnymellon.com](http://www.bnymellon.com)

## Account Overview



Percent of all Investments	Asset Classification	Market Value
100%	CASH AND SHORT TERM	1,376,787.48
100%	TOTAL OF ALL INVESTMENTS	1,376,787.48

## Summary of Assets Held

Asset Classification	Market Value	Cost	Accrued Income	Est Annual Income	Market Yield
CASH AND SHORT TERM	1,376,787.48	1,376,787.48	0.00	0.00	0.00%
ACCOUNT TOTALS	1,376,787.48	1,376,787.48	0.00	0.00	0.00%

## Summary of Cash Transactions

Transaction Category	Current Period			Year-to-Date	
	Income	Principal	Realized Gains/Losses	Income	Principal
OPENING BALANCE	0.00	0.00		0.00	0.00
DIVIDENDS	262.69	0.00	0.00	746.88	0.00
OTHER CASH ADDITIONS	0.00	262.69	0.00	0.00	746.88
OTHER CASH DISBURSEMENTS	262.69 -	0.00	0.00	746.88 -	0.00
PURCHASES	0.00	262.69 -	0.00	0.00	746.88 -
CLOSING BALANCE	0.00	0.00	0.00	0.00	0.00

The above cash transactions summary is provided for information purposes only and may not reflect actual taxable income or deductible expenses as reportable under the Internal Revenue Code.



**BNY MELLON**

The Bank of New York Mellon Trust Company, N.A.

Statement Period 04/01/2016 Through 04/30/2016  
Account 112603  
KCWA GEN REN & REP RESV ACCT

### Statement of Assets Held

Shares / Par Value	Asset Description	Market Price Average Cost	Market Value Cost	Accrued Income Est Annual Income	Market Yield
<b>CASH AND SHORT TERM</b>					
1,376,787.480	FIDELITY INSTL MMKT GOVT 57	1.00000	1,376,787.48	0.00	0.00%
	CUSIP: X9USDFIIN	1.00000	1,376,787.48	0.00	
<b>Total CASH AND SHORT TERM</b>			<b>1,376,787.48</b>	<b>0.00</b>	<b>0.00%</b>
<b>ACCOUNT TOTALS</b>			<b>1,376,787.48</b>	<b>0.00</b>	<b>0.00%</b>
Total Market Value Plus Total Accrued Income 1,376,787.48			<b>1,376,787.48</b>	<b>0.00</b>	

### Statement of Transactions

Transaction Date	Transaction Description	Income	Principal	Cost	Realized Gains/Losses
04/01/16	OPENING BALANCE	0.00	0.00	1,376,524.79	
04/04/16	Dividend FIDELITY INSTL MMKT GOVT 57 TRADE DATE 04/04/16 SET/DATE 04/04/16 CUSIP X9USDFIIN 262.69 SHARES	262.69	0.00	0.00	0.00
04/04/16	Cash Credit CW00005526: SWP FRM 1126038401	0.00	262.69	0.00	0.00
04/04/16	Cash Debit CW00005526: SWP TO 1126038400	262.69 -	0.00	0.00	0.00
04/04/16	DAILY ENDING BALANCE	0.00	262.69	1,376,524.79	0.00
04/05/16	Purchase FIDELITY INSTL MMKT GOVT 57 TRADE DATE 04/05/16 SET/DATE 04/05/16 CUSIP X9USDFIIN 262.69 SHARES	0.00	262.69 -	262.69	0.00
04/05/16	DAILY ENDING BALANCE	0.00	0.00	1,376,787.48	0.00
04/30/16	CLOSING BALANCE	0.00	0.00	1,376,787.48	0.00

Cumulative realized capital gain and loss position from 12/31/2015 for securities held in principal of account:

Short Term: 0.00 \*      Long Term: 0.00 \*

\* The above gain and loss position does not include transactions where tax cost information is incomplete or unavailable.

Cash and securities set forth on this Account Statement are held by The Bank of New York Mellon, an affiliate of The Bank of New York Mellon Trust Company, N.A. In addition, The Bank of New York Mellon Trust Company, N.A. may utilize subsidiaries and affiliates to provide services and certain products to the Account. Subsidiaries and affiliates may be compensated for their services and products.

The value of securities set forth on this Account Statement are obtained by The Bank of New York Mellon Trust Company, N.A., from its affiliate, The Bank of New York Mellon which determines such values for Corporate Trust on the basis of market prices and information obtained by The Bank of New York Mellon from unaffiliated third parties (including independent pricing vendors) ("third party pricing services"). The Bank of New York Mellon has not verified such market values or information and makes no assurances as to the accuracy or correctness of such market values or information or that the market values set forth on this Account Statement reflect the value of the securities that can be realized upon the sale of such securities. In addition, the market values for the securities set forth in this Account Statement may differ from the market prices and information for the same securities used by other business units of The Bank of New York Mellon Trust Company, N.A., The Bank of New York Mellon or their respective subsidiaries or affiliates based upon market prices and information received from other third party pricing services utilized by such other business units. Corporate Trust does not compare its market values with those used by, or reconcile different market values used by, other business units of The Bank of New York Mellon Trust Company, N.A., The Bank of New York Mellon or their respective subsidiaries or affiliates. Neither The Bank of New York Mellon Trust Company, N.A. nor The Bank of New York Mellon shall be liable for any loss, damage or expense incurred as a result of or arising from or related to the market values or information provided by third party pricing services or the differences in market prices or information provided by other third party pricing services.



# BNY MELLON

The Bank of New York Mellon Trust Company, N.A.

KENT COUNTY WATER AUTHORITY  
ATTN: FINANCE DIRECTOR  
1072 MAIN STREET  
WEST WARWICK, RI 02893-3724

## Account Statement

Statement Period 04/01/2016 Through 04/30/2016

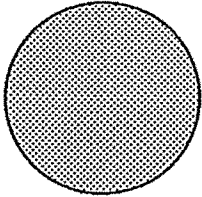
Account 112604  
KCWA GEN RENEWAL AND REPLACEMENT AC

CLIENT SERVICE MANAGER: SUSAN CALISE  
135 SANTILLI HIGHWAY AIM: 026-0018  
EVERETT, MA 02149  
617-382-5217  
SUSAN.CALISE@BNYMELLON.COM

Go Paperless. Securely access your account online to view your statements. Ask your BNY Mellon contact how we can help you access your accounts, enter your own transactions or submit an audit confirmation online. Also be sure to ask how Connect(SM), our new web-based, single sign-on platform can help you go paperless.

Visit us at [www.bnymellon.com](http://www.bnymellon.com)

## Account Overview



Percent of all Investments	Asset Classification	Market Value
100%	CASH AND SHORT TERM	54,008.74
100%	TOTAL OF ALL INVESTMENTS	54,008.74

## Summary of Assets Held

Asset Classification	Market Value	Cost	Accrued Income	Est Annual Income	Market Yield
CASH AND SHORT TERM	54,008.74	54,008.74	0.00	0.00	0.00%
ACCOUNT TOTALS	54,008.74	54,008.74	0.00	0.00	0.00%

## Summary of Cash Transactions

Transaction Category	Current Period			Year-to-Date	
	Income	Principal	Realized Gains/Losses	Income	Principal
OPENING BALANCE	0.00	0.00		0.00	0.00
DIVIDENDS	14.26	0.00	0.00	46.78	0.00
SALES AND REDEMPTIONS	0.00	0.00	0.00	0.00	68,424.91
OTHER CASH ADDITIONS	0.00	8,347.59	0.00	0.00	33,380.10
OTHER CASH DISBURSEMENTS	14.26 -	0.00	0.00	46.78 -	68,424.91 -
PURCHASES	0.00	8,347.59 -	0.00	0.00	33,380.10 -
CLOSING BALANCE	0.00	0.00	0.00	0.00	0.00

The above cash transactions summary is provided for information purposes only and may not reflect actual taxable income or deductible expenses as reportable under the Internal Revenue Code.

00265 XBNEF001 005723

0000 m 1 PDS s 92,095



**BNY MELLON**

The Bank of New York Mellon Trust Company, N.A.

Statement Period 04/01/2016 Through 04/30/2016

Account 112604

KCWA GEN RENEWAL AND REPLACEMENT AC

### Statement of Assets Held

Shares / Par Value	Asset Description	Market Price Average Cost	Market Value Cost	Accrued Income Est Annual Income	Market Yield
<b>CASH AND SHORT TERM</b>					
54,008.740	FIDELITY INSTL MMKT GOVT 57 CUSIP: X9USDFIIN	1.00000 1.00000	54,008.74 54,008.74	0.00 0.00	0.00% 0.00%
<b>Total CASH AND SHORT TERM</b>			<b>54,008.74</b>	<b>0.00</b>	<b>0.00%</b>
<b>ACCOUNT TOTALS</b>			<b>54,008.74</b>	<b>0.00</b>	<b>0.00%</b>
Total Market Value Plus Total Accrued Income			54,008.74	0.00	

### Statement of Transactions

Transaction Date	Transaction Description	Income	Principal	Cost	Realized Gains/Losses
04/01/16	OPENING BALANCE	0.00	0.00	45,661.15	
04/04/16	Dividend FIDELITY INSTL MMKT GOVT 57 TRADE DATE 04/04/16 SET/DATE 04/04/16 CUSIP X9USDFIIN 14.26 SHARES	14.26	0.00	0.00	0.00
04/04/16	Cash Credit CW00005527: SWP FRM 1126048401	0.00	14.26	0.00	0.00
04/04/16	Cash Debit CW00005527: SWP TO 1126048400	14.26 -	0.00	0.00	0.00
04/04/16	DAILY ENDING BALANCE	0.00	14.26	45,661.15	0.00
04/05/16	Purchase FIDELITY INSTL MMKT GOVT 57 TRADE DATE 04/05/16 SET/DATE 04/05/16 CUSIP X9USDFIIN 14.26 SHARES	0.00	14.26 -	14.26	0.00
04/05/16	DAILY ENDING BALANCE	0.00	0.00	45,675.41	0.00
04/29/16	Purchase FIDELITY INSTL MMKT GOVT 57 TRADE DATE 04/29/16 SET/DATE 04/29/16 CUSIP X9USDFIIN 8,333.33 SHARES	0.00	8,333.33 -	8,333.33	0.00
04/29/16	Cash Credit CREDIT FROM REVENUE FUND TO R AND R FUND FOR MONTHLY FLOW OF FUNDS	0.00	8,333.33	0.00	0.00
04/29/16	DAILY ENDING BALANCE	0.00	0.00	54,008.74	0.00
04/30/16	CLOSING BALANCE	0.00	0.00	54,008.74	0.00

Cumulative realized capital gain and loss position from 12/31/2015 for securities held in principal of account:

Short Term: 0.00 \* Long Term: 0.00 \*

\* The above gain and loss position does not include transactions where tax cost information is incomplete or unavailable.

Cash and securities set forth on this Account Statement are held by The Bank of New York Mellon, an affiliate of The Bank of New York Mellon Trust Company, N.A. In addition, The Bank of New York Mellon Trust Company, N.A. may utilize subsidiaries and affiliates to provide services and certain products to the Account. Subsidiaries and affiliates may be compensated for their services and products.

The value of securities set forth on this Account Statement are obtained by The Bank of New York Mellon Trust Company, N.A., from its affiliate, The Bank of New York Mellon which determines such values for Corporate Trust on the basis of market prices and information obtained by The Bank of New York Mellon from unaffiliated third parties (including independent pricing vendors) ("third party pricing services"). The Bank of New York Mellon has not verified such market values or information and makes no assurances as to the accuracy or correctness of such market values or information or that the market values set forth on this Account Statement reflect the value of the securities that can be realized upon the sale of such securities. In addition, the market values for the securities set forth in this Account Statement may differ from the market prices and information for the same securities used by other business units of The Bank of New York Mellon Trust Company, N.A., The Bank of New York Mellon or their respective subsidiaries or affiliates based upon market prices and information received from other third party pricing services utilized by such other business units. Corporate Trust does not compare its market values with those used by, or reconcile different market values used by, other business units of The Bank of New York Mellon Trust Company, N.A., The Bank of New York Mellon or their respective subsidiaries or affiliates. Neither The Bank of New York Mellon Trust Company, N.A. nor The Bank of New York Mellon shall be liable for any loss, damage or expense incurred as a result of or arising from or related to the market values or information provided by third party pricing services or the differences in market prices or information provided by other third party pricing services.



# BNY MELLON

The Bank of New York Mellon Trust Company, N.A.

KENT COUNTY WATER AUTHORITY  
ATTN: FINANCE DIRECTOR  
1072 MAIN STREET  
WEST WARWICK, RI 02893-3724

## Account Statement

Statement Period 04/01/2016 Through 04/30/2016

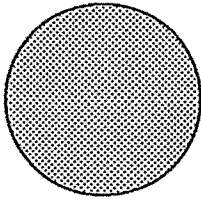
Account 112605  
KCWA INFRASTRUCTURE ACCT

CLIENT SERVICE MANAGER: SUSAN CALISE  
135 SANTILLI HIGHWAY AIM: 026-0018  
EVERETT, MA 02149  
617-382-5217  
SUSAN.CALISE@BNYMELLON.COM

Go Paperless. Securely access your account online to view your statements. Ask your BNY Mellon contact how we can help you access your accounts, enter your own transactions or submit an audit confirmation online. Also be sure to ask how Connect(SM), our new web-based, single sign-on platform can help you go paperless.

Visit us at [www.bnymellon.com](http://www.bnymellon.com)

## Account Overview



Percent of all Investments	Asset Classification	Market Value
100% ☺	CASH AND SHORT TERM	5,147,966.62
100%	TOTAL OF ALL INVESTMENTS	5,147,966.62

## Summary of Assets Held

Asset Classification	Market Value	Cost	Accrued Income	Est Annual Income	Market Yield
CASH AND SHORT TERM	5,147,966.62	5,147,966.62	0.00	0.00	0.00%
ACCOUNT TOTALS	5,147,966.62	5,147,966.62	0.00	0.00	0.00%

## Summary of Cash Transactions

Transaction Category	Current Period			Year-to-Date	
	Income	Principal	Realized Gains/Losses	Income	Principal
OPENING BALANCE	0.00	0.00		0.00	0.00
DIVIDENDS	920.01	0.00	0.00	2,629.64	0.00
SALES AND REDEMPTIONS	0.00	541,177.10	0.00	0.00	2,871,625.20
OTHER CASH ADDITIONS	0.00	450,920.01	0.00	0.00	1,802,629.64
OTHER CASH DISBURSEMENTS	920.01 -	541,177.10 -	0.00	2,629.64 -	2,871,625.20 -
PURCHASES	0.00	450,920.01 -	0.00	0.00	1,802,629.64 -
CLOSING BALANCE	0.00	0.00	0.00	0.00	0.00

The above cash transactions summary is provided for information purposes only and may not reflect actual taxable income or deductible expenses as reportable under the Internal Revenue Code.

000265 XBNEF001 005724

0 0000 M 1P03 s 92.091





BNY MELLON

The Bank of New York Mellon Trust Company, N.A.

Statement Period 04/01/2016 Through 04/30/2016  
Account 112605  
KCWA INFRASTRUCTURE ACCT

### Statement of Assets Held

Shares / Par Value	Asset Description	Market Price Average Cost	Market Value Cost	Accrued Income Est Annual Income	Market Yield
<b>CASH AND SHORT TERM</b>					
5,147,966.620	FIDELITY INSTL MMKT GOVT 57 CUSIP: X9USDFIIN	1.00000 1.00000	5,147,966.62 5,147,966.62	0.00 0.00	0.00% 0.00%
<b>Total CASH AND SHORT TERM</b>			<b>5,147,966.62</b>	<b>0.00</b>	<b>0.00%</b>
<b>ACCOUNT TOTALS</b>					
Total Market Value Plus Total Accrued Income 5,147,966.62			<b>5,147,966.62</b>	<b>0.00</b>	<b>0.00%</b>

### Statement of Transactions

Transaction Date	Transaction Description	Income	Principal	Cost	Realized Gains/Losses
04/01/16	OPENING BALANCE	0.00	0.00	5,238,223.71	
04/04/16	Dividend FIDELITY INSTL MMKT GOVT 57 TRADE DATE 04/04/16 SET/DATE 04/04/16 CUSIP X9USDFIIN 920.01 SHARES	920.01	0.00	0.00	0.00
04/04/16	Cash Credit CW00005528: SWP FRM 1126058401	0.00	920.01	0.00	0.00
04/04/16	Cash Debit CW00005528: SWP TO 1126058400	920.01 -	0.00	0.00	0.00
04/04/16	DAILY ENDING BALANCE	0.00	920.01	5,238,223.71	0.00
04/05/16	Purchase FIDELITY INSTL MMKT GOVT 57 TRADE DATE 04/05/16 SET/DATE 04/05/16 CUSIP X9USDFIIN 920.01 SHARES	0.00	920.01 -	920.01	0.00
04/05/16	DAILY ENDING BALANCE	0.00	0.00	5,239,143.72	0.00
04/21/16	Sale FIDELITY INSTL MMKT GOVT 57 TRADE DATE 04/21/16 SET/DATE 04/21/16 CUSIP X9USDFIIN 541,177.10 SHARES	0.00	541,177.10	541,177.10 -	0.00
04/21/16	Cash Debit CHEQUE NUMBER:0010096695 BOYLE AND FOGARTY 3PI/WRT 1929768 PAYMENT ON BEHALF OF KCWA IFR 2014A(280) APPLICATION 12 CSD:04/21/16 280	0.00	85,173.30 -	0.00	0.00
04/21/16	Cash Debit CHEQUE NUMBER:0010096693 BOYLE AND FOGARTY (3PI/WRT 1929768) PAYMENT ON BEHALF OF KCWA IFR 2014B 281 APPLICATION 9 CSD:04/21/16 281	0.00	456,003.80 -	0.00	0.00
04/21/16	DAILY ENDING BALANCE	0.00	0.00	4,697,966.62	0.00
04/29/16	Purchase FIDELITY INSTL MMKT GOVT 57 TRADE DATE 04/29/16 SET/DATE 04/29/16 CUSIP X9USDFIIN 450,000.00 SHARES	0.00	450,000.00 -	450,000.00	0.00
04/29/16	Cash Credit CREDIT FROM REVENUE FUND TO INFRASTRUCTURE FUND FOR MONTHLY FLOW OF FUNDS	0.00	450,000.00	0.00	0.00
04/29/16	DAILY ENDING BALANCE	0.00	0.00	5,147,966.62	0.00
04/30/16	CLOSING BALANCE	0.00	0.00	5,147,966.62	0.00

Cumulative realized capital gain and loss position from 12/31/2015 for securities held in principal of account:

6  
10000  
10000  
10000

INFRASTRUCTURE RENEWAL & REPLACEMENT FUND  
RESTRICTED PROJECT ACCOUNT


RE: IFR – 2014A

TO: Trustee for the Kent County Water Authority

ACTION: The Trustee is directed to pay sums out of the Restricted IFR Project Account within the IFR Project Fund and to pay sums out of said account as follows:

<u>PAYEE</u>	<u>PURPOSE OF PAYMENT</u>	<u>AMOUNT</u>
BOYLE & FOGARTY	IFR 2014A (280) Application # 12	\$85,173.30

KENT COUNTY WATER AUTHORITY

By:   
Authorized Officer

Dated: 4/15/16

INFRASTRUCTURE RENEWAL & REPLACEMENT FUND  
RESTRICTED PROJECT ACCOUNT

RE: IFR - 2014B

TO: Trustee for the Kent County Water Authority

ACTION: The Trustee is directed to pay sums out of the Restricted IFR Project Account within the IFR Project Fund and to pay sums out of said account as follows:

<u>PAYEE</u>	<u>PURPOSE OF PAYMENT</u>	<u>AMOUNT</u>
BOYLE & FOGARTY	IFR 2014B (281) Application # 9	\$456,003.80

KENT COUNTY WATER AUTHORITY

By:   
Authorized Officer

Dated: 4/15/16



**BNY MELLON**

The Bank of New York Mellon Trust Company, N.A.

Statement Period 04/01/2016 Through 04/30/2016

Account 112605

KCWA INFRASTRUCTURE ACCT

**Statement of Transactions - Continued**

Transaction Date	Transaction Description	Income	Principal	Cost	Realized Gains/Losses
------------------	-------------------------	--------	-----------	------	-----------------------

Short Term:	0.00 *	Long Term:	0.00 *
-------------	--------	------------	--------

\* The above gain and loss position does not include transactions where tax cost information is incomplete or unavailable.

000265 XBENEF001 005725

Cash and securities set forth on this Account Statement are held by The Bank of New York Mellon, an affiliate of The Bank of New York Mellon Trust Company, N.A. In addition, The Bank of New York Mellon Trust Company, N.A. may utilize subsidiaries and affiliates to provide services and certain products to the Account. Subsidiaries and affiliates may be compensated for their services and products.

The value of securities set forth on this Account Statement are obtained by The Bank of New York Mellon Trust Company, N.A., from its affiliate, The Bank of New York Mellon which determines such values for Corporate Trust on the basis of market prices and information obtained by The Bank of New York Mellon from unaffiliated third parties (including independent pricing vendors) ("third party pricing services"). The Bank of New York Mellon has not verified such market values or information and makes no assurances as to the accuracy or correctness of such market values or information or that the market values set forth on this Account Statement reflect the value of the securities that can be realized upon the sale of such securities. In addition, the market values for the securities set forth in this Account Statement may differ from the market prices and information for the same securities used by other business units of The Bank of New York Mellon Trust Company, N.A., The Bank of New York Mellon or their respective subsidiaries or affiliates based upon market prices and information received from other third party pricing services utilized by such other business units. Corporate Trust does not compare its market values with those used by, or reconcile different market values used by, other business units of The Bank of New York Mellon Trust Company, N.A., The Bank of New York Mellon or their respective subsidiaries or affiliates. Neither The Bank of New York Mellon Trust Company, N.A. nor The Bank of New York Mellon shall be liable for any loss, damage or expense incurred as a result of or arising from or related to the market values or information provided by third party pricing services or the differences in market prices or information provided by other third party pricing services.

***This Page Intentionally Blank***



# BNY MELLON

The Bank of New York Mellon Trust Company, N.A.

KENT COUNTY WATER AUTHORITY  
ATTN: FINANCE DIRECTOR  
1072 MAIN STREET  
WEST WARWICK, RI 02893-3724

## Account Statement

Statement Period 04/01/2016 Through 04/30/2016

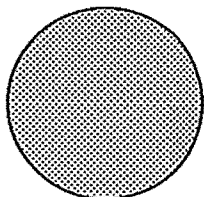
Account 112606  
KOWA OPER & MAIN RESERVE ACCT

CLIENT SERVICE MANAGER: SUSAN CALISE  
135 SANTILLI HIGHWAY AIM: 026-0018  
EVERETT, MA 02149  
617-382-5217  
SUSAN.CALISE@BNYMELLON.COM

Go Paperless. Securely access your account online to view your statements. Ask your BNY Mellon contact how we can help you access your accounts, enter your own transactions or submit an audit confirmation online. Also be sure to ask how Connect(SM), our new web-based, single sign-on platform can help you go paperless.

Visit us at [www.bnymellon.com](http://www.bnymellon.com)

## Account Overview



Percent of all Investments	Asset Classification	Market Value
100%	CASH AND SHORT TERM	2,639,841.13
100%	TOTAL OF ALL INVESTMENTS	2,639,841.13

## Summary of Assets Held

Asset Classification	Market Value	Cost	Accrued Income	Est Annual Income	Market Yield
CASH AND SHORT TERM	2,639,841.13	2,639,841.13	0.00	0.00	0.00%
ACCOUNT TOTALS	2,639,841.13	2,639,841.13	0.00	0.00	0.00%

## Summary of Cash Transactions

Transaction Category	Current Period			Year-to-Date	
	Income	Principal	Realized Gains/Losses	Income	Principal
OPENING BALANCE	0.00	0.00		0.00	0.00
DIVIDENDS	503.64	0.00	0.00	1,432.02	0.00
OTHER CASH ADDITIONS	0.00	503.64	0.00	0.00	1,432.02
OTHER CASH DISBURSEMENTS	503.64 -	0.00	0.00	1,432.02 -	0.00
PURCHASES	0.00	503.64 -	0.00	0.00	1,432.02 -
CLOSING BALANCE	0.00	0.00	0.00	0.00	0.00

The above cash transactions summary is provided for information purposes only and may not reflect actual taxable income or deductible expenses as reportable under the Internal Revenue Code.

000265 XBINEF001 005726

5  
9  
M  
1  
S  
5  
6  
2  
6



**BNY MELLON**

The Bank of New York Mellon Trust Company, N.A.

Statement Period 04/01/2016 Through 04/30/2016

Account 112606

KCWA OPER & MAIN RESERVE ACCT

### Statement of Assets Held

Shares / Par Value	Asset Description	Market Price Average Cost	Market Value Cost	Accrued Income Est Annual Income	Market Yield
<b>CASH AND SHORT TERM</b>					
2,639,841.130	FIDELITY INSTL MMKT GOVT 57 CUSIP: X9USDFIIN	1.00000 1.00000	2,639,841.13 2,639,841.13	0.00 0.00	0.00% 0.00%
<b>Total CASH AND SHORT TERM</b>			<b>2,639,841.13</b>	<b>0.00</b>	<b>0.00%</b>
<b>ACCOUNT TOTALS</b>			<b>2,639,841.13</b>	<b>0.00</b>	<b>0.00%</b>
Total Market Value Plus Total Accrued Income 2,639,841.13					

### Statement of Transactions

Transaction Date	Transaction Description	Income	Principal	Cost	Realized Gains/Losses
04/01/16	OPENING BALANCE	0.00	0.00	2,639,337.49	
04/04/16	Dividend FIDELITY INSTL MMKT GOVT 57 TRADE DATE 04/04/16 SET/DATE 04/04/16 CUSIP X9USDFIIN 503.64 SHARES	503.64	0.00	0.00	0.00
04/04/16	Cash Credit CW00005529: SWP FRM 1126068401	0.00	503.64	0.00	0.00
04/04/16	Cash Debit CW00005529: SWP TO 1126068400	503.64 -	0.00	0.00	0.00
04/04/16	DAILY ENDING BALANCE	0.00	503.64	2,639,337.49	0.00
04/05/16	Purchase FIDELITY INSTL MMKT GOVT 57 TRADE DATE 04/05/16 SET/DATE 04/05/16 CUSIP X9USDFIIN 503.64 SHARES	0.00	503.64 -	503.64	0.00
04/05/16	DAILY ENDING BALANCE	0.00	0.00	2,639,841.13	0.00
04/30/16	CLOSING BALANCE	0.00	0.00	2,639,841.13	0.00

Cumulative realized capital gain and loss position from 12/31/2015 for securities held in principal of account:

Short Term: 0.00 \* Long Term: 0.00 \*

\* The above gain and loss position does not include transactions where tax cost information is incomplete or unavailable.

Cash and securities set forth on this Account Statement are held by The Bank of New York Mellon, an affiliate of The Bank of New York Mellon Trust Company, N.A. In addition, The Bank of New York Mellon Trust Company, N.A. may utilize subsidiaries and affiliates to provide services and certain products to the Account. Subsidiaries and affiliates may be compensated for their services and products.

The value of securities set forth on this Account Statement are obtained by The Bank of New York Mellon Trust Company, N.A., from its affiliate, The Bank of New York Mellon which determines such values for Corporate Trust on the basis of market prices and information obtained by The Bank of New York Mellon from unaffiliated third parties (including independent pricing vendors) ("third party pricing services"). The Bank of New York Mellon has not verified such market values or information and makes no assurances as to the accuracy or correctness of such market values or information or that the market values set forth on this Account Statement reflect the value of the securities that can be realized upon the sale of such securities. In addition, the market values for the securities set forth in this Account Statement may differ from the market prices and information for the same securities used by other business units of The Bank of New York Mellon Trust Company, N.A., The Bank of New York Mellon or their respective subsidiaries or affiliates based upon market prices and information received from other third party pricing services utilized by such other business units. Corporate Trust does not compare its market values with those used by, or reconcile different market values used by, other business units of The Bank of New York Mellon Trust Company, N.A., The Bank of New York Mellon or their respective subsidiaries or affiliates. Neither The Bank of New York Mellon Trust Company, N.A. nor The Bank of New York Mellon shall be liable for any loss, damage or expense incurred as a result of or arising from or related to the market values or information provided by third party pricing services or the differences in market prices or information provided by other third party pricing services.



# BNY MELLON

The Bank of New York Mellon Trust Company, N.A.

KENT COUNTY WATER AUTHORITY  
 ATTN: FINANCE DIRECTOR  
 1072 MAIN STREET  
 WEST WARWICK, RI 02893-3724

## Account Statement

Statement Period 04/01/2016 Through 04/30/2016

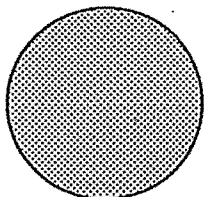
Account 112612  
 KCWA DEBT SERVICE SAVINGS (2004)

CLIENT SERVICE MANAGER: SUSAN CALISE  
 135 SANTILLI HIGHWAY AIM: 026-0018  
 EVERETT, MA 02149  
 617-382-5217  
 SUSAN.CALISE@BNYMELLON.COM

Go Paperless. Securely access your account online to view your statements. Ask your BNY Mellon contact how we can help you access your accounts, enter your own transactions or submit an audit confirmation online. Also be sure to ask how Connect(SM), our new web-based, single sign-on platform can help you go paperless.

Visit us at [www.bnymellon.com](http://www.bnymellon.com)

## Account Overview



Percent of all Investments	Asset Classification	Market Value
100%	CASH AND SHORT TERM	2,180,757.11
100%	TOTAL OF ALL INVESTMENTS	2,180,757.11

## Summary of Assets Held

Asset Classification	Market Value	Cost	Accrued Income	Est Annual Income	Market Yield
CASH AND SHORT TERM	2,180,757.11	2,180,757.11	0.00	0.00	0.00%
ACCOUNT TOTALS	2,180,757.11	2,180,757.11	0.00	0.00	0.00%

## Summary of Cash Transactions

Transaction Category	Current Period			Year-to-Date	
	Income	Principal	Realized Gains/Losses	Income	Principal
OPENING BALANCE	0.00	0.00		0.00	0.00
DIVIDENDS	381.72	0.00	0.00	1,030.94	0.00
OTHER CASH ADDITIONS	0.00	93,381.72	0.00	0.00	373,030.94
OTHER CASH DISBURSEMENTS	381.72 -	0.00	0.00	1,030.94 -	0.00
PURCHASES	0.00	93,381.72 -	0.00	0.00	373,030.94 -
CLOSING BALANCE	0.00	0.00	0.00	0.00	0.00

The above cash transactions summary is provided for information purposes only and may not reflect actual taxable income or deductible expenses as reportable under the Internal Revenue Code.

000265 XBINEF001 005727

20160503 11:05 AM





**BNY MELLON**

The Bank of New York Mellon Trust Company, N.A.

Statement Period 04/01/2016 Through 04/30/2016  
Account 112612  
KCWA DEBT SERVICE SAVINGS (2004)

**Statement of Assets Held**

Shares / Par Value	Asset Description	Market Price Average Cost	Market Value Cost	Accrued Income Est Annual Income	Market Yield
<b>CASH AND SHORT TERM</b>					
2,180,757.110	FIDELITY INSTL MMKT GOVT 57	1.00000	2,180,757.11	0.00	0.00%
	CUSIP: X9USDFIIN	1.00000	2,180,757.11	0.00	0.00%
<b>Total CASH AND SHORT TERM</b>			<b>2,180,757.11</b>	<b>0.00</b>	<b>0.00%</b>
			<b>2,180,757.11</b>	<b>0.00</b>	
<b>ACCOUNT TOTALS</b>			<b>2,180,757.11</b>	<b>0.00</b>	<b>0.00%</b>
Total Market Value Plus Total Accrued Income 2,180,757.11			<b>2,180,757.11</b>	<b>0.00</b>	

**Statement of Transactions**

Transaction Date	Transaction Description	Income	Principal	Cost	Realized Gains/Losses
04/01/16	OPENING BALANCE	0.00	0.00	2,087,375.39	
04/04/16	Dividend FIDELITY INSTL MMKT GOVT 57 TRADE DATE 04/04/16 SET/DATE 04/04/16 CUSIP X9USDFIIN 381.72 SHARES	381.72	0.00	0.00	0.00
04/04/16	Cash Credit CW00005530: SWP FRM 1126128401	0.00	381.72	0.00	0.00
04/04/16	Cash Debit CW00005530: SWP TO 1126128400	381.72 -	0.00	0.00	0.00
04/04/16	DAILY ENDING BALANCE	0.00	381.72	2,087,375.39	0.00
04/05/16	Purchase FIDELITY INSTL MMKT GOVT 57 TRADE DATE 04/05/16 SET/DATE 04/05/16 CUSIP X9USDFIIN 381.72 SHARES	0.00	381.72 -	381.72	0.00
04/05/16	DAILY ENDING BALANCE	0.00	0.00	2,087,757.11	0.00
04/29/16	Purchase FIDELITY INSTL MMKT GOVT 57 TRADE DATE 04/29/16 SET/DATE 04/29/16 CUSIP X9USDFIIN 93,000.00 SHARES	0.00	93,000.00 -	93,000.00	0.00
04/29/16	Cash Credit CREDIT FROM REVENUE FUND TO DS SAVINGS FUND FOR MONTHLY FLOW OF FUNDS	0.00	93,000.00	0.00	0.00
04/29/16	DAILY ENDING BALANCE	0.00	0.00	2,180,757.11	0.00
04/30/16	CLOSING BALANCE	0.00	0.00	2,180,757.11	0.00

Cumulative realized capital gain and loss position from 12/31/2015 for securities held in principal of account:

Short Term: 0.00 \* Long Term: 0.00 \*

\* The above gain and loss position does not include transactions where tax cost information is incomplete or unavailable.

Cash and securities set forth on this Account Statement are held by The Bank of New York Mellon, an affiliate of The Bank of New York Mellon Trust Company, N.A. In addition, The Bank of New York Mellon Trust Company, N.A. may utilize subsidiaries and affiliates to provide services and certain products to the Account. Subsidiaries and affiliates may be compensated for their services and products.

The value of securities set forth on this Account Statement are obtained by The Bank of New York Mellon Trust Company, N.A., from its affiliate, The Bank of New York Mellon which determines such values for Corporate Trust on the basis of market prices and information obtained by The Bank of New York Mellon from unaffiliated third parties (including independent pricing vendors) ("third party pricing services"). The Bank of New York Mellon has not verified such market values or information and makes no assurances as to the accuracy or correctness of such market values or information or that the market values set forth on this Account Statement reflect the value of the securities that can be realized upon the sale of such securities. In addition, the market values for the securities set forth in this Account Statement may differ from the market prices and information for the same securities used by other business units of The Bank of New York Mellon Trust Company, N.A., The Bank of New York Mellon or their respective subsidiaries or affiliates based upon market prices and information received from other third party pricing services utilized by such other business units. Corporate Trust does not compare its market values with those used by, or reconcile different market values used by, other business units of The Bank of New York Mellon Trust Company, N.A., The Bank of New York Mellon or their respective subsidiaries or affiliates. Neither The Bank of New York Mellon Trust Company, N.A. nor The Bank of New York Mellon shall be liable for any loss, damage or expense incurred as a result of or arising from or related to the market values or information provided by third party pricing services or the differences in market prices or information provided by other third party pricing services.

00000  
1P03 5 92.100



**BNY MELLON**

The Bank of New York Mellon Trust Company, N.A.

**KENT COUNTY WATER AUTHORITY  
ATTN: FINANCE DIRECTOR  
1072 MAIN STREET  
WEST WARWICK, RI 02893-3724**

### Account Statement

Statement Period 04/01/2016 Through 04/30/2016

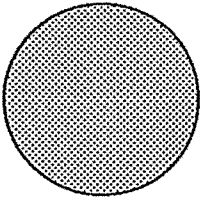
Account 112613  
KCWA SER 2004A DEBT SERV RESRV

**CLIENT SERVICE MANAGER: SUSAN CALISE**  
135 SANTILLI HIGHWAY AIM: 026-0018  
EVERETT, MA 02149  
617-382-5217  
SUSAN.CALISE@BNYMELLON.COM

Go Paperless. Securely access your account online to view your statements. Ask your BNY Mellon contact how we can help you access your accounts, enter your own transactions or submit an audit confirmation online. Also be sure to ask how Connect(SM), our new web-based, single sign-on platform can help you go paperless.

Visit us at [www.bnymellon.com](http://www.bnymellon.com)

### Account Overview



Percent of all Investments	Asset Classification	Market Value
100% ⊕	CASH AND SHORT TERM	1.12
100%	TOTAL OF ALL INVESTMENTS	1.12

### Summary of Assets Held

Asset Classification	Market Value	Cost	Accrued Income	Est Annual Income	Market Yield
CASH AND SHORT TERM	1.12	1.12	0.00	0.00	0.00%
<b>ACCOUNT TOTALS</b>	<b>1.12</b>	<b>1.12</b>	<b>0.00</b>	<b>0.00</b>	<b>0.00%</b>

### Summary of Cash Transactions

Transaction Category	Current Period			Year-to-Date	
	Income	Principal	Realized Gains/Losses	Income	Principal
OPENING BALANCE	0.00	0.00		0.00	0.00
CLOSING BALANCE	0.00	0.00	0.00	0.00	0.00

The above cash transactions summary is provided for information purposes only and may not reflect actual taxable income or deductible expenses as reportable under the Internal Revenue Code.

000265 XBNEF001 005728

5  
8 0000  
11  
12 00 5  
26 10 1



**BNY MELLON**

The Bank of New York Mellon Trust Company, N.A.

Statement Period 04/01/2016 Through 04/30/2016

Account 112613

KCWA SER 2004A DEBT SERV RESRV

### Statement of Assets Held

Shares / Par Value	Asset Description	Market Price Average Cost	Market Value Cost	Accrued Income Est Annual Income	Market Yield
<b>CASH AND SHORT TERM</b>					
1.120	FIDELITY INSTL MMKT GOVT 57 CUSIP: X9USDFIIN	1.00000	1.12	0.00	0.00%
		1.00000	1.12	0.00	0.00%
<b>Total CASH AND SHORT TERM</b>			<b>1.12</b>	<b>0.00</b>	<b>0.00%</b>
			<b>1.12</b>	<b>0.00</b>	
<b>ACCOUNT TOTALS</b>			<b>1.12</b>	<b>0.00</b>	<b>0.00%</b>
Total Market Value Plus Total Accrued Income 1.12			<b>1.12</b>	<b>0.00</b>	

### Statement of Transactions

Transaction Date	Transaction Description	Income	Principal	Cost	Realized Gains/Losses
------------------	-------------------------	--------	-----------	------	-----------------------

No Transactions This Period

Cash and securities set forth on this Account Statement are held by The Bank of New York Mellon, an affiliate of The Bank of New York Mellon Trust Company, N.A. In addition, The Bank of New York Mellon Trust Company, N.A. may utilize subsidiaries and affiliates to provide services and certain products to the Account. Subsidiaries and affiliates may be compensated for their services and products.

The value of securities set forth on this Account Statement are obtained by The Bank of New York Mellon Trust Company, N.A., from its affiliate, The Bank of New York Mellon which determines such values for Corporate Trust on the basis of market prices and information obtained by The Bank of New York Mellon from unaffiliated third parties (including independent pricing vendors) ("third party pricing services"). The Bank of New York Mellon has not verified such market values or information and makes no assurances as to the accuracy or correctness of such market values or information or that the market values set forth on this Account Statement reflect the value of the securities that can be realized upon the sale of such securities. In addition, the market values for the securities set forth in this Account Statement may differ from the market prices and information for the same securities used by other business units of The Bank of New York Mellon Trust Company, N.A., The Bank of New York Mellon or their respective subsidiaries or affiliates based upon market prices and information received from other third party pricing services utilized by such other business units. Corporate Trust does not compare its market values with those used by, or reconcile different market values used by, other business units of The Bank of New York Mellon Trust Company, N.A., The Bank of New York Mellon or their respective subsidiaries or affiliates. Neither The Bank of New York Mellon Trust Company, N.A. nor The Bank of New York Mellon shall be liable for any loss, damage or expense incurred as a result of or arising from or related to the market values or information provided by third party pricing services or the differences in market prices or information provided by other third party pricing services.

0  
B  
1  
2  
3  
4  
5  
6  
7  
8  
9  
10  
11  
12  
13  
14  
15  
16  
17  
18  
19  
20  
21  
22  
23  
24  
25  
26  
27  
28  
29  
30  
31  
32  
33  
34  
35  
36  
37  
38  
39  
40  
41  
42  
43  
44  
45  
46  
47  
48  
49  
50



**BNY MELLON**

The Bank of New York Mellon Trust Company, N.A.

**KENT COUNTY WATER AUTHORITY  
ATTN: FINANCE DIRECTOR  
1072 MAIN STREET  
WEST WARWICK, RI 02893-3724**

### Account Statement

Statement Period 04/01/2016 Through 04/30/2016

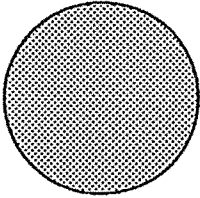
Account 667674  
KCWA RENEWAL/REPLACEMENT A/C (PUC - 1)  
MISC GSP / IMMS KCWA  
RENEWAL/REPLACEMENT A/C (PUC-1)

**CLIENT SERVICE MANAGER: SUSAN CALISE**  
135 SANTILLI HIGHWAY AIM: 026-0018  
EVERETT, MA 02149  
617-382-5217  
SUSAN.CALISE@BNYMELLON.COM

Go Paperless. Securely access your account online to view your statements. Ask your BNY Mellon contact how we can help you access your accounts, enter your own transactions or submit an audit confirmation online. Also be sure to ask how Connect(SM), our new web-based, single sign-on platform can help you go paperless.

Visit us at [www.bnymellon.com](http://www.bnymellon.com)

### Account Overview



Percent of all Investments	Asset Classification	Market Value
100%	CASH AND SHORT TERM	1,200,549.00
100%	<b>TOTAL OF ALL INVESTMENTS</b>	<b>1,200,549.00</b>

### Summary of Assets Held

Asset Classification	Market Value	Cost	Accrued Income	Est Annual Income	Market Yield
CASH AND SHORT TERM	1,200,549.00	1,200,549.00	0.00	0.00	0.00%
<b>ACCOUNT TOTALS</b>	<b>1,200,549.00</b>	<b>1,200,549.00</b>	<b>0.00</b>	<b>0.00</b>	<b>0.00%</b>

### Summary of Cash Transactions

Transaction Category	Current Period			Year-to-Date	
	Income	Principal	Realized Gains/Losses	Income	Principal
OPENING BALANCE	0.00	1,200,549.00		0.00	0.00
OTHER CASH ADDITIONS	0.00	0.00	0.00	0.00	1,200,549.00
<b>CLOSING BALANCE</b>	<b>0.00</b>	<b>1,200,549.00</b>	<b>0.00</b>	<b>0.00</b>	<b>1,200,549.00</b>

The above cash transactions summary is provided for information purposes only and may not reflect actual taxable income or deductible expenses as reportable under the Internal Revenue Code.

000265 XENEF001 005729

2016/05/03 11:14:58 S



**BNY MELLON**

The Bank of New York Mellon Trust Company, N.A.

Statement Period 04/01/2016 Through 04/30/2016  
Account 667674  
KCWA RENEWAL/REPLACEMENT A/C (PUC-1)

**Statement of Assets Held**

Shares / Par Value	Asset Description	Market Price Average Cost	Market Value Cost	Accrued Income Est Annual Income	Market Yield
<b>CASH AND SHORT TERM</b>					
	CASH BALANCE	0.00000	1,200,549.00	0.00	0.00%
		0.00000	1,200,549.00	0.00	
<b>Total CASH AND SHORT TERM</b>			<b>1,200,549.00</b>	<b>0.00</b>	<b>0.00%</b>
			<b>1,200,549.00</b>	<b>0.00</b>	
<b>ACCOUNT TOTALS</b>			<b>1,200,549.00</b>	<b>0.00</b>	<b>0.00%</b>
Total Market Value Plus Total Accrued Income 1,200,549.00			<b>1,200,549.00</b>	<b>0.00</b>	

**Statement of Transactions**

Transaction Date	Transaction Description	Income	Principal	Cost	Realized Gains/Losses
No Transactions This Period					

Cash and securities set forth on this Account Statement are held by The Bank of New York Mellon, an affiliate of The Bank of New York Mellon Trust Company, N.A. In addition, The Bank of New York Mellon Trust Company, N.A. may utilize subsidiaries and affiliates to provide services and certain products to the Account. Subsidiaries and affiliates may be compensated for their services and products.

The value of securities set forth on this Account Statement are obtained by The Bank of New York Mellon Trust Company, N.A., from its affiliate, The Bank of New York Mellon which determines such values for Corporate Trust on the basis of market prices and information obtained by The Bank of New York Mellon from unaffiliated third parties (including independent pricing vendors) ("third party pricing services"). The Bank of New York Mellon has not verified such market values or information and makes no assurances as to the accuracy or correctness of such market values or information or that the market values set forth on this Account Statement reflect the value of the securities that can be realized upon the sale of such securities. In addition, the market values for the securities set forth in this Account Statement may differ from the market prices and information for the same securities used by other business units of The Bank of New York Mellon Trust Company, N.A., The Bank of New York Mellon or their respective subsidiaries or affiliates based upon market prices and information received from other third party pricing services utilized by such other business units. Corporate Trust does not compare its market values with those used by, or reconcile different market values used by, other business units of The Bank of New York Mellon Trust Company, N.A., The Bank of New York Mellon or their respective subsidiaries or affiliates. Neither The Bank of New York Mellon Trust Company, N.A. nor The Bank of New York Mellon shall be liable for any loss, damage or expense incurred as a result of or arising from or related to the market values or information provided by third party pricing services or the differences in market prices or information provided by other third party pricing services.

B 0000  
1-1-16  
5 561,102



# BNY MELLON

The Bank of New York Mellon Trust Company, N.A.

**KENT COUNTY WATER AUTHORITY**  
ATTN: FINANCE DIRECTOR  
1072 MAIN STREET  
WEST WARWICK, RI 02893-3724

## Account Statement

Statement Period 04/01/2016 Through 04/30/2016

Account 667675  
KCWA RENEWAL/REPLACEMENT A/C (PUC - 1)  
MISC GSP / IMMS KCWA  
RENEWAL/REPLACEMENT A/C (PUC - 2)

**CLIENT SERVICE MANAGER: SUSAN CALISE**  
135 SANTILLI HIGHWAY AIM: 026-0018  
EVERETT, MA 02149  
617-382-5217  
SUSAN.CALISE@BNYMELLON.COM

Go Paperless. Securely access your account online to view your statements. Ask your BNY Mellon contact how we can help you access your accounts, enter your own transactions or submit an audit confirmation online. Also be sure to ask how Connect(SM), our new web-based, single sign-on platform can help you go paperless.

Visit us at [www.bnymellon.com](http://www.bnymellon.com)

## Summary of Assets Held

Asset Classification	Market Value	Cost	Accrued Income	Est Annual Income	Market Yield
No Assets Held					

## Summary of Cash Transactions

Transaction Category	Current Period			Year-to-Date	
	Income	Principal	Realized Gains/Losses	Income	Principal
OPENING BALANCE	0.00	0.00		0.00	0.00
CLOSING BALANCE	0.00	0.00	0.00	0.00	0.00

The above cash transactions summary is provided for information purposes only and may not reflect actual taxable income or deductible expenses as reportable under the Internal Revenue Code.

000265 XBNEF001 005730

5  
9  
0000  
M  
1-7-15  
S  
5/11/2016



**BNY MELLON**

The Bank of New York Mellon Trust Company, N.A.

Statement Period 04/01/2016 Through 04/30/2016

Account 667675

KCWA RENEWAL/REPLACEMENT A/C (PUC-2)

Cash and securities set forth on this Account Statement are held by The Bank of New York Mellon, an affiliate of The Bank of New York Mellon Trust Company, N.A. In addition, The Bank of New York Mellon Trust Company, N.A. may utilize subsidiaries and affiliates to provide services and certain products to the Account. Subsidiaries and affiliates may be compensated for their services and products.

The value of securities set forth on this Account Statement are obtained by The Bank of New York Mellon Trust Company, N.A., from its affiliate, The Bank of New York Mellon which determines such values for Corporate Trust on the basis of market prices and information obtained by The Bank of New York Mellon from unaffiliated third parties (including independent pricing vendors) ("third party pricing services"). The Bank of New York Mellon has not verified such market values or information and makes no assurances as to the accuracy or correctness of such market values or information or that the market values set forth on this Account Statement reflect the value of the securities that can be realized upon the sale of such securities. In addition, the market values for the securities set forth in this Account Statement may differ from the market prices and information for the same securities used by other business units of The Bank of New York Mellon Trust Company, N.A., The Bank of New York Mellon or their respective subsidiaries or affiliates based upon market prices and information received from other third party pricing services utilized by such other business units. Corporate Trust does not compare its market values with those used by, or reconcile different market values used by, other business units of The Bank of New York Mellon Trust Company, N.A., The Bank of New York Mellon or their respective subsidiaries or affiliates. Neither The Bank of New York Mellon Trust Company, N.A. nor The Bank of New York Mellon shall be liable for any loss, damage or expense incurred as a result of or arising from or related to the market values or information provided by third party pricing services or the differences in market prices or information provided by other third party pricing services.



BNY MELLON

00003561 02 AB 0.396 02 TR 00020 XBENED001 100000  
KENT COUNTY WATER AUTHORITY  
ATTN: FINANCE DIRECTOR  
1072 MAIN STREET  
WEST WARWICK, RI 02893

April 30, 2016



Envelope Contents

Account Information	Number of Pages	Starting Page Number	Account Information	Number of Pages	Starting Page Number
KCWA SER 2012 DSR FUND 853023	2	1 of 8			
KCWA SER 2012 DEBT SERVICE FD 853024	2	3 of 8			
KCWA SER 2012 PJCT FD COL AC 853025	2	5 of 8			
KCWA DEBT SERVICE SAVINGS CIP 853026	2	7 of 8			





*This Page Intentionally Blank*



**BNY MELLON**

The Bank of New York Mellon Trust Company, N.A.

**KENT COUNTY WATER AUTHORITY  
ATTN: FINANCE DIRECTOR  
1072 MAIN STREET  
WEST WARWICK, RI 02893**

### Account Statement

Statement Period 04/01/2016 Through 04/30/2016

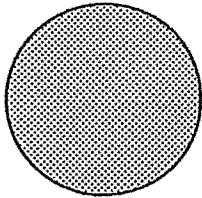
Account 853023  
KENT COUNTY WATER AUTHORITY GENERAL  
REFUNDING REVENUE BONDS 2012 SERIES A  
(853023)

**CLIENT SERVICE MANAGER: SUSAN CALISE**  
135 SANTILLI HIGHWAY AIM: 026-0018  
EVERETT, MA 02149  
617-382-5217  
SUSAN.CALISE@BNYMELLON.COM

Go Paperless. Securely access your account online to view your statements. Ask your BNY Mellon contact how we can help you access your accounts, enter your own transactions or submit an audit confirmation online. Also be sure to ask how Connect(SM), our new web-based, single sign-on platform can help you go paperless.

Visit us at [www.bnymellon.com](http://www.bnymellon.com)

### Account Overview



Percent of all Investments	Asset Classification	Market Value
100%	CASH AND SHORT TERM	1,800,252.21
100%	<b>TOTAL OF ALL INVESTMENTS</b>	<b>1,800,252.21</b>

### Summary of Assets Held

Asset Classification	Market Value	Cost	Accrued Income	Est Annual Income	Market Yield
CASH AND SHORT TERM	1,800,252.21	1,800,252.21	0.00	0.00	0.00%
<b>ACCOUNT TOTALS</b>	<b>1,800,252.21</b>	<b>1,800,252.21</b>	<b>0.00</b>	<b>0.00</b>	<b>0.00%</b>

### Summary of Cash Transactions

Transaction Category	Current Period			Year-to-Date	
	Income	Principal	Realized Gains/Losses	Income	Principal
OPENING BALANCE	0.00	0.00		0.00	0.00
DIVIDENDS	343.47	0.00	0.00	976.62	0.00
PURCHASES	343.47 -	0.00	0.00	976.62 -	0.00
<b>CLOSING BALANCE</b>	<b>0.00</b>	<b>0.00</b>	<b>0.00</b>	<b>0.00</b>	<b>0.00</b>

The above cash transactions summary is provided for information purposes only and may not reflect actual taxable income or deductible expenses as reportable under the Internal Revenue Code.

003561 XBINED001 011997

C  
0.0000  
M  
1 P03 S 92.105



**BNY MELLON**

The Bank of New York Mellon Trust Company, N.A.

Statement Period 04/01/2016 Through 04/30/2016

Account 853023

KCWA SER 2012 DSR FUND

### Statement of Assets Held

Shares/ Par Value	Asset Description	Market Price Average Cost	Market Value Cost	Accrued Income Est Annual Income	Market Yield
<b>CASH AND SHORT TERM</b>					
1,156.020	FIDELITY INSTL MMKT GOVT 57 CUSIP: X9USDFIIN	1.00000	1,156.02	0.00	0.00%
1,799,096.190	FIDELITY INSTL MMKT GOVT 57 CUSIP: X9USDFIIN	1.00000	1,799,096.19	0.00	0.00%
<b>Total CASH AND SHORT TERM</b>			<b>1,800,252.21</b>	<b>0.00</b>	<b>0.00%</b>
<b>ACCOUNT TOTALS</b>			<b>1,800,252.21</b>	<b>0.00</b>	<b>0.00%</b>
Total Market Value Plus Total Accrued Income 1,800,252.21					

### Statement of Transactions

Transaction Date	Transaction Description	Income	Principal	Cost	Realized Gains/Losses
04/01/16	OPENING BALANCE	0.00	0.00	1,799,908.74	
04/04/16	Purchase FIDELITY INSTL MMKT GOVT 57 TRADE DATE 04/04/16 SET/DATE 04/04/16 CUSIP X9USDFIINI 343.47 SHARES	343.47 -	0.00	343.47	0.00
04/04/16	Dividend FIDELITY INSTL MMKT GOVT 57 TRADE DATE 04/04/16 SET/DATE 04/04/16 CUSIP X9USDFIIN 343.47 SHARES	343.47	0.00	0.00	0.00
04/04/16	DAILY ENDING BALANCE	0.00	0.00	1,800,252.21	0.00
04/30/16	CLOSING BALANCE	0.00	0.00	1,800,252.21	0.00

Cumulative realized capital gain and loss position from 12/31/2015 for securities held in principal of account:

Short Term: 0.00 \*      Long Term: 0.00 \*

\* The above gain and loss position does not include transactions where tax cost information is incomplete or unavailable.

Cash and securities set forth on this Account Statement are held by The Bank of New York Mellon, an affiliate of The Bank of New York Mellon Trust Company, N.A. In addition, The Bank of New York Mellon Trust Company, N.A. may utilize subsidiaries and affiliates to provide services and certain products to the Account. Subsidiaries and affiliates may be compensated for their services and products.

The value of securities set forth on this Account Statement are obtained by The Bank of New York Mellon Trust Company, N.A., from its affiliate, The Bank of New York Mellon which determines such values for Corporate Trust on the basis of market prices and information obtained by The Bank of New York Mellon from unaffiliated third parties (including independent pricing vendors) ("third party pricing services"). The Bank of New York Mellon has not verified such market values or information and makes no assurances as to the accuracy or correctness of such market values or information or that the market values set forth on this Account Statement reflect the value of the securities that can be realized upon the sale of such securities. In addition, the market values for the securities set forth in this Account Statement may differ from the market prices and information for the same securities used by other business units of The Bank of New York Mellon Trust Company, N.A., The Bank of New York Mellon or their respective subsidiaries or affiliates based upon market prices and information received from other third party pricing services utilized by such other business units. Corporate Trust does not compare its market values with those used by, or reconcile different market values used by, other business units of The Bank of New York Mellon Trust Company, N.A., The Bank of New York Mellon or their respective subsidiaries or affiliates. Neither The Bank of New York Mellon Trust Company, N.A. nor The Bank of New York Mellon shall be liable for any loss, damage or expense incurred as a result of or arising from or related to the market values or information provided by third party pricing services or the differences in market prices or information provided by other third party pricing services.



**BNY MELLON**

The Bank of New York Mellon Trust Company, N.A.

**KENT COUNTY WATER AUTHORITY**  
ATTN: FINANCE DIRECTOR  
1072 MAIN STREET  
WEST WARWICK, RI 02893

### Account Statement

Statement Period 04/01/2016 Through 04/30/2016

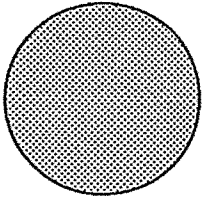
Account 853024  
KENT COUNTY WATER AUTHORITY GENERAL  
REFUNDING REVENUE BONDS 2012 SERIES A  
(853024)

**CLIENT SERVICE MANAGER: SUSAN CALISE**  
135 SANTILLI HIGHWAY AIM: 026-0018  
EVERETT, MA 02149  
617-382-5217  
SUSAN.CALISE@BNYMELLON.COM

Go Paperless. Securely access your account online to view your statements. Ask your BNY Mellon contact how we can help you access your accounts, enter your own transactions or submit an audit confirmation online. Also be sure to ask how Connect(SM), our new web-based, single sign-on platform can help you go paperless.

Visit us at [www.bnymellon.com](http://www.bnymellon.com)

### Account Overview



Percent of all Investments	Asset Classification	Market Value
100%	CASH AND SHORT TERM	1,495,870.25
100%	<b>TOTAL OF ALL INVESTMENTS</b>	<b>1,495,870.25</b>

### Summary of Assets Held

Asset Classification	Market Value	Cost	Accrued Income	Est Annual Income	Market Yield
CASH AND SHORT TERM	1,495,870.25	1,495,870.25	0.00	0.00	0.00%
<b>ACCOUNT TOTALS</b>	<b>1,495,870.25</b>	<b>1,495,870.25</b>	<b>0.00</b>	<b>0.00</b>	<b>0.00%</b>

### Summary of Cash Transactions

Transaction Category	Current Period			Year-to-Date	
	Income	Principal	Realized Gains/Losses	Income	Principal
OPENING BALANCE	0.00	0.00		0.00	0.00
DIVIDENDS	218.49	0.00	0.00	549.60	0.00
SALES AND REDEMPTIONS	0.00	0.00	0.00	0.00	317,550.00
OTHER CASH ADDITIONS	0.00	181,258.33	0.00	0.00	725,399.99
OTHER CASH DISBURSEMENTS	0.00	0.00	0.00	0.00	320,116.69 -
PURCHASES	218.49 -	181,258.33 -	0.00	549.60 -	722,833.30 -
<b>CLOSING BALANCE</b>	<b>0.00</b>	<b>0.00</b>	<b>0.00</b>	<b>0.00</b>	<b>0.00</b>

The above cash transactions summary is provided for information purposes only and may not reflect actual taxable income or deductible expenses as reportable under the Internal Revenue Code.

003561 XBENED001 011998

5  
9 0000  
m  
1 P03 s 92.106

**BNY MELLON**

The Bank of New York Mellon Trust Company, N.A.

Statement Period 04/01/2016 Through 04/30/2016

Account 853024

KCWA SER 2012 DEBT SERVICE FD

**Statement of Assets Held**

Shares / Par Value	Asset Description	Market Price Average Cost	Market Value Cost	Accrued Income Est Annual Income	Market Yield
<b>CASH AND SHORT TERM</b>					
641.510	FIDELITY INSTL MMKT GOVT 57 CUSIP: X9USDFIIN	1.00000	641.51	0.00	0.00%
1,495,228.740	FIDELITY INSTL MMKT GOVT 57 CUSIP: X9USDFIIN	1.00000	1,495,228.74	0.00	0.00%
<b>Total CASH AND SHORT TERM</b>			<b>1,495,870.25</b>	<b>0.00</b>	<b>0.00%</b>

**ACCOUNT TOTALS**

<b>1,495,870.25</b>	<b>0.00</b>	<b>0.00%</b>
<b>1,495,870.25</b>	<b>0.00</b>	

Total Market Value Plus Total Accrued Income 1,495,870.25

**Statement of Transactions**

Transaction Date	Transaction Description	Income	Principal	Cost	Realized Gains/Losses
04/01/16	OPENING BALANCE	0.00	0.00	1,314,393.43	
04/04/16	Purchase FIDELITY INSTL MMKT GOVT 57 TRADE DATE 04/04/16 SET/DATE 04/04/16 CUSIP X9USDFIINI 218.49 SHARES	218.49 -	0.00	218.49	0.00
04/04/16	Dividend FIDELITY INSTL MMKT GOVT 57 TRADE DATE 04/04/16 SET/DATE 04/04/16 CUSIP X9USDFIIN 218.49 SHARES	218.49	0.00	0.00	0.00
04/04/16	DAILY ENDING BALANCE	0.00	0.00	1,314,611.92	0.00
04/29/16	Purchase FIDELITY INSTL MMKT GOVT 57 TRADE DATE 04/29/16 SET/DATE 04/29/16 CUSIP X9USDFIIN 181,258.33 SHARES	0.00	181,258.33 -	181,258.33	0.00
04/29/16	Cash Credit CREDIT FROM REVENUE FUND TO DS FUND FUND FOR MONTHLY FLOW OF FUNDS	0.00	181,258.33	0.00	0.00
04/29/16	DAILY ENDING BALANCE	0.00	0.00	1,495,870.25	0.00
04/30/16	CLOSING BALANCE	0.00	0.00	1,495,870.25	0.00

Cumulative realized capital gain and loss position from 12/31/2015 for securities held in principal of account:

Short Term: 0.00 \* Long Term: 0.00 \*

\* The above gain and loss position does not include transactions where tax cost information is incomplete or unavailable.

Cash and securities set forth on this Account Statement are held by The Bank of New York Mellon, an affiliate of The Bank of New York Mellon Trust Company, N.A. In addition, The Bank of New York Mellon Trust Company, N.A. may utilize subsidiaries and affiliates to provide services and certain products to the Account. Subsidiaries and affiliates may be compensated for their services and products.

The value of securities set forth on this Account Statement are obtained by The Bank of New York Mellon Trust Company, N.A., from its affiliate, The Bank of New York Mellon which determines such values for Corporate Trust on the basis of market prices and information obtained by The Bank of New York Mellon from unaffiliated third parties (including independent pricing vendors) ("third party pricing services"). The Bank of New York Mellon has not verified such market values or information and makes no assurances as to the accuracy or correctness of such market values or information or that the market values set forth on this Account Statement reflect the value of the securities that can be realized upon the sale of such securities. In addition, the market values for the securities set forth in this Account Statement may differ from the market prices and information for the same securities used by other business units of The Bank of New York Mellon Trust Company, N.A., The Bank of New York Mellon or their respective subsidiaries or affiliates based upon market prices and information received from other third party pricing services utilized by such other business units. Corporate Trust does not compare its market values with those used by, or reconcile different market values used by, other business units of The Bank of New York Mellon Trust Company, N.A., The Bank of New York Mellon or their respective subsidiaries or affiliates. Neither The Bank of New York Mellon Trust Company, N.A. nor The Bank of New York Mellon shall be liable for any loss, damage or expense incurred as a result of or arising from or related to the market values or information provided by third party pricing services or the differences in market prices or information provided by other third party pricing services.



# BNY MELLON

The Bank of New York Mellon Trust Company, N.A.

KENT COUNTY WATER AUTHORITY  
ATTN: FINANCE DIRECTOR  
1072 MAIN STREET  
WEST WARWICK, RI 02893

## Account Statement

Statement Period 04/01/2016 Through 04/30/2016

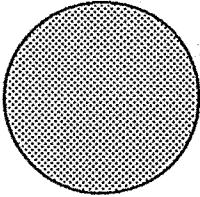
Account 853025  
KENT COUNTY WATER AUTHORITY GENERAL  
REFUNDING REVENUE BONDS 2012 SERIES A  
(853025)

CLIENT SERVICE MANAGER: SUSAN CALISE  
135 SANTILLI HIGHWAY AIM: 026-0018  
EVERETT, MA 02149  
617-382-5217  
SUSAN.CALISE@BNYMELLON.COM

Go Paperless. Securely access your account online to view your statements. Ask your BNY Mellon contact how we can help you access your accounts, enter your own transactions or submit an audit confirmation online. Also be sure to ask how Connect(SM), our new web-based, single sign-on platform can help you go paperless.

Visit us at [www.bnymellon.com](http://www.bnymellon.com)

## Account Overview



Percent of all Investments	Asset Classification	Market Value
100%	CASH AND SHORT TERM	1,008,927.16
100%	TOTAL OF ALL INVESTMENTS	1,008,927.16

## Summary of Assets Held

Asset Classification	Market Value	Cost	Accrued Income	Est Annual Income	Market Yield
CASH AND SHORT TERM	1,008,927.16	1,008,927.16	0.00	0.00	0.00%
ACCOUNT TOTALS	1,008,927.16	1,008,927.16	0.00	0.00	0.00%

## Summary of Cash Transactions

Transaction Category	Current Period			Year-to-Date	
	Income	Principal	Realized Gains/Losses	Income	Principal
OPENING BALANCE	0.00	0.00		0.00	0.00
DIVIDENDS	192.49	0.00	0.00	547.34	0.00
PURCHASES	192.49 -	0.00	0.00	547.34 -	0.00
CLOSING BALANCE	0.00	0.00	0.00	0.00	0.00

The above cash transactions summary is provided for information purposes only and may not reflect actual taxable income or deductible expenses as reportable under the Internal Revenue Code.

003561 XBENED001 011999



**BNY MELLON**

The Bank of New York Mellon Trust Company, N.A.

Statement Period 04/01/2016 Through 04/30/2016

Account 853025

KCWA SER 2012 PJCT FD COI AC

### Statement of Assets Held

Shares/ Par Value	Asset Description	Market Price Average Cost	Market Value Cost	Accrued Income Est Annual Income	Market Yield
<b>CASH AND SHORT TERM</b>					
674.380	FIDELITY INSTL MMKT GOVT 57 CUSIP: X9USDFIIN	1.00000	674.38	0.00	0.00%
		1.00000	674.38	0.00	
1,008,252.780	FIDELITY INSTL MMKT GOVT 57 CUSIP: X9USDFIIN	1.00000	1,008,252.78	0.00	0.00%
		1.00000	1,008,252.78	0.00	
<b>Total CASH AND SHORT TERM</b>			<b>1,008,927.16</b>	<b>0.00</b>	<b>0.00%</b>
			<b>1,008,927.16</b>	<b>0.00</b>	

### ACCOUNT TOTALS

Total Market Value Plus Total Accrued Income 1,008,927.16

**1,008,927.16**  
**0.00**  
**0.00%**

### Statement of Transactions

Transaction Date	Transaction Description	Income	Principal	Cost	Realized Gains/Losses
04/01/16	OPENING BALANCE	0.00	0.00	1,008,734.67	
04/04/16	Purchase FIDELITY INSTL MMKT GOVT 57 TRADE DATE 04/04/16 SET/DATE 04/04/16 CUSIP X9USDFIINI 192.49 SHARES	192.49	0.00	192.49	0.00
04/04/16	Dividend FIDELITY INSTL MMKT GOVT 57 TRADE DATE 04/04/16 SET/DATE 04/04/16 CUSIP X9USDFIINI 192.49 SHARES	192.49	0.00	0.00	0.00
04/04/16	DAILY ENDING BALANCE	0.00	0.00	1,008,927.16	0.00
04/30/16	CLOSING BALANCE	0.00	0.00	1,008,927.16	0.00

Cumulative realized capital gain and loss position from 12/31/2015 for securities held in principal of account:

Short Term: 0.00 \* Long Term: 0.00 \*

\* The above gain and loss position does not include transactions where tax cost information is incomplete or unavailable.

Cash and securities set forth on this Account Statement are held by The Bank of New York Mellon, an affiliate of The Bank of New York Mellon Trust Company, N.A. In addition, The Bank of New York Mellon Trust Company, N.A. may utilize subsidiaries and affiliates to provide services and certain products to the Account. Subsidiaries and affiliates may be compensated for their services and products.

The value of securities set forth on this Account Statement are obtained by The Bank of New York Mellon Trust Company, N.A., from its affiliate, The Bank of New York Mellon which determines such values for Corporate Trust on the basis of market prices and information obtained by The Bank of New York Mellon from unaffiliated third parties (including independent pricing vendors) ("third party pricing services"). The Bank of New York Mellon has not verified such market values or information and makes no assurances as to the accuracy or correctness of such market values or information or that the market values set forth on this Account Statement reflect the value of the securities that can be realized upon the sale of such securities. In addition, the market values for the securities set forth in this Account Statement may differ from the market prices and information for the same securities used by other business units of The Bank of New York Mellon Trust Company, N.A., The Bank of New York Mellon or their respective subsidiaries or affiliates based upon market prices and information received from other third party pricing services utilized by such other business units. Corporate Trust does not compare its market values with those used by, or reconcile different market values used by, other business units of The Bank of New York Mellon Trust Company, N.A., The Bank of New York Mellon or their respective subsidiaries or affiliates. Neither The Bank of New York Mellon Trust Company, N.A. nor The Bank of New York Mellon shall be liable for any loss, damage or expense incurred as a result of or arising from or related to the market values or information provided by third party pricing services or the differences in market prices or information provided by other third party pricing services.



**BNY MELLON**

The Bank of New York Mellon Trust Company, N.A.

**KENT COUNTY WATER AUTHORITY  
ATTN: FINANCE DIRECTOR  
1072 MAIN STREET  
WEST WARWICK, RI 02893**

### Account Statement

Statement Period 04/01/2016 Through 04/30/2016

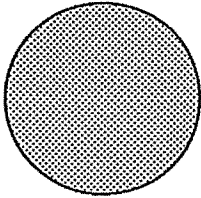
Account 853026  
KENT COUNTY WATER AUTHORITY GENERAL  
REFUNDING REVENUE BONDS DEBT SERVICE  
SAVINGS ACCOUNT FOR CIP

**CLIENT SERVICE MANAGER: SUSAN CALISE**  
135 SANTILLI HIGHWAY AIM: 026-0018  
EVERETT, MA 02149  
617-382-5217  
SUSAN.CALISE@BNYMELLON.COM

Go Paperless. Securely access your account online to view your statements. Ask your BNY Mellon contact how we can help you access your accounts, enter your own transactions or submit an audit confirmation online. Also be sure to ask how Connect(SM), our new web-based, single sign-on platform can help you go paperless.

Visit us at [www.bnymellon.com](http://www.bnymellon.com)

### Account Overview



Percent of all Investments	Asset Classification	Market Value
100% ⊕	CASH AND SHORT TERM	1,815,610.97
100%	<b>TOTAL OF ALL INVESTMENTS</b>	<b>1,815,610.97</b>

### Summary of Assets Held

Asset Classification	Market Value	Cost	Accrued Income	Est Annual Income	Market Yield
CASH AND SHORT TERM	1,815,610.97	1,815,610.97	0.00	0.00	0.00%
<b>ACCOUNT TOTALS</b>	<b>1,815,610.97</b>	<b>1,815,610.97</b>	<b>0.00</b>	<b>0.00</b>	<b>0.00%</b>

### Summary of Cash Transactions

Transaction Category	Current Period			Year-to-Date	
	Income	Principal	Realized Gains/Losses	Income	Principal
OPENING BALANCE	0.00	0.00		0.00	0.00
DIVIDENDS	329.66	0.00	0.00	910.79	0.00
OTHER CASH ADDITIONS	0.00	45,362.00	0.00	0.00	181,448.00
PURCHASES	329.66 -	45,362.00 -	0.00	910.79 -	181,448.00 -
<b>CLOSING BALANCE</b>	<b>0.00</b>	<b>0.00</b>	<b>0.00</b>	<b>0.00</b>	<b>0.00</b>

The above cash transactions summary is provided for information purposes only and may not reflect actual taxable income or deductible expenses as reportable under the Internal Revenue Code.

003561 XBINED001 012000 E

0 0000 M 1 P3 s 92108





**BNY MELLON**

The Bank of New York Mellon Trust Company, N.A.

Statement Period 04/01/2016 Through 04/30/2016

Account 853026

KCWA DEBT SERVICE SAVINGS CIP

### Statement of Assets Held

Shares / Par Value	Asset Description	Market Price Average Cost	Market Value Cost	Accrued Income Est Annual Income	Market Yield
<b>CASH AND SHORT TERM</b>					
1,040.630	FIDELITY INSTL MMKT GOVT 57 CUSIP: X9USDFIIN	1.00000	1,040.63	0.00	0.00%
1,814,570.340	FIDELITY INSTL MMKT GOVT 57 CUSIP: X9USDFIIN	1.00000	1,814,570.34	0.00	0.00%
<b>Total CASH AND SHORT TERM</b>			<b>1,815,610.97</b>	<b>0.00</b>	<b>0.00%</b>

### ACCOUNT TOTALS

Total Market Value Plus Total Accrued Income 1,815,610.97

<b>1,815,610.97</b>	<b>0.00</b>	<b>0.00%</b>
<b>1,815,610.97</b>	<b>0.00</b>	<b>0.00%</b>

### Statement of Transactions

Transaction Date	Transaction Description	Income	Principal	Cost	Realized Gains/Losses
04/01/16	OPENING BALANCE	0.00	0.00	1,769,919.31	
04/04/16	Purchase FIDELITY INSTL MMKT GOVT 57 TRADE DATE 04/04/16 SET/DATE 04/04/16 CUSIP X9USDFIINI 329.66 SHARES	329.66 -	0.00	329.66	0.00
04/04/16	Dividend FIDELITY INSTL MMKT GOVT 57 TRADE DATE 04/04/16 SET/DATE 04/04/16 CUSIP X9USDFIIN 329.66 SHARES	329.66	0.00	0.00	0.00
04/04/16	DAILY ENDING BALANCE	0.00	0.00	1,770,248.97	0.00
04/29/16	Purchase FIDELITY INSTL MMKT GOVT 57 TRADE DATE 04/29/16 SET/DATE 04/29/16 CUSIP X9USDFIIN 45,362.00 SHARES	0.00	45,362.00 -	45,362.00	0.00
04/29/16	Cash Credit CREDIT FROM REVENUE FUND TO DS SAVINGS R EFUNDING FUND FOR MONTHLY FLOW OF FUNDS	0.00	45,362.00	0.00	0.00
04/29/16	DAILY ENDING BALANCE	0.00	0.00	1,815,610.97	0.00
04/30/16	CLOSING BALANCE	0.00	0.00	1,815,610.97	0.00

Cumulative realized capital gain and loss position from 12/31/2015 for securities held in principal of account:

Short Term:	0.00 *	Long Term:	0.00 *
-------------	--------	------------	--------

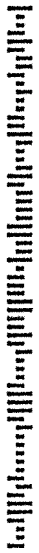
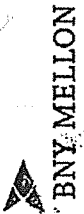
\* The above gain and loss position does not include transactions where tax cost information is incomplete or unavailable.

Cash and securities set forth on this Account Statement are held by The Bank of New York Mellon, an affiliate of The Bank of New York Mellon Trust Company, N.A. In addition, The Bank of New York Mellon Trust Company, N.A. may utilize subsidiaries and affiliates to provide services and certain products to the Account. Subsidiaries and affiliates may be compensated for their services and products.

The value of securities set forth on this Account Statement are obtained by The Bank of New York Mellon Trust Company, N.A., from its affiliate, The Bank of New York Mellon which determines such values for Corporate Trust on the basis of market prices and information obtained by The Bank of New York Mellon from unaffiliated third parties (including independent pricing vendors) ("third party pricing services"). The Bank of New York Mellon has not verified such market values or information and makes no assurances as to the accuracy or correctness of such market values or information or that the market values set forth on this Account Statement reflect the value of the securities that can be realized upon the sale of such securities. In addition, the market values for the securities set forth in this Account Statement may differ from the market prices and information for the same securities used by other business units of The Bank of New York Mellon Trust Company, N.A., The Bank of New York Mellon or their respective subsidiaries or affiliates based upon market prices and information received from other third party pricing services utilized by such other business units. Corporate Trust does not compare its market values with those used by, or reconcile different market values used by, other business units of The Bank of New York Mellon Trust Company, N.A., The Bank of New York Mellon or their respective subsidiaries or affiliates. Neither The Bank of New York Mellon Trust Company, N.A. nor The Bank of New York Mellon shall be liable for any loss, damage or expense incurred as a result of or arising from or related to the market values or information provided by third party pricing services or the differences in market prices or information provided by other third party pricing services.



March 31, 2016



0000310 04 MB 1.433 04 TR 00008 XBNEF001 000000  
KENT COUNTY WATER AUTHORITY  
ATTN: FINANCE DIRECTOR  
1072 MAIN STREET  
WEST WARWICK, RI 02893-3724

Envelope Contents

Account Information	Number of Pages	Starting Page Number	Account Information	Number of Pages	Starting Page Number
KCWA GENERAL REVENUE ACCOUNT 112600	4	1 of 30	KCWA DEBT SERVICE SAVINGS (2004) 112612	2	23 of 30
KCWA OPERATING REVENUE ALLOWANCE 112601	2	5 of 30	KCWA SER 2004A DEBT SERV RESRV 112613	2	25 of 30
KCWA GEN OP & MAINT ACCT 112602	4	7 of 30	KCWA RENEWAL/REPLACEMENT A/C (PUC-1) 667674	2	27 of 30
KCWA GEN REN & REP RESV ACCT 112603	2	11 of 30	KCWA RENEWAL/REPLACEMENT A/C (PUC-2) 667675	2	29 of 30
KCWA GEN RENEWAL AND REPLACEMENT AC 112604	4	13 of 30			
KCWA INFRASTRUCTURE ACCT 112605	4	17 of 30			
KCWA OPER & MAIN RESERVE ACCT 112606	2	21 of 30			

*This Page Intentionally Blank*

115  
K  
Line  
RCW  
11560  
NCA



**BNY MELLON**

The Bank of New York Mellon Trust Company, N.A.

**KENT COUNTY WATER AUTHORITY**  
ATTN: FINANCE DIRECTOR  
1072 MAIN STREET  
WEST WARWICK, RI 02893-3724

### Account Statement

Statement Period 03/01/2016 Through 03/31/2016

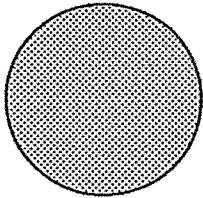
Account 112600  
KCWA GENERAL REVENUE ACCOUNT

**CLIENT SERVICE MANAGER: SUSAN CALISE**  
135 SANTILLI HIGHWAY AIM: 026-0018  
EVERETT, MA 02149  
617-382-5217  
SUSAN.CALISE@BNYMELLON.COM

Go Paperless. Securely access your account online to view your statements. Ask your BNY Mellon contact how we can help you access your accounts, enter your own transactions or submit an audit confirmation online. Also be sure to ask how Connect(SM), our new web-based, single sign-on platform can help you go paperless.

Visit us at [www.bnymellon.com](http://www.bnymellon.com)

### Account Overview



Percent of all Investments	Asset Classification	Market Value
100%	CASH AND SHORT TERM	1,708,545.73
100%	TOTAL OF ALL INVESTMENTS	1,708,545.73

### Summary of Assets Held

Asset Classification	Market Value	Cost	Accrued Income	Est Annual Income	Market Yield
CASH AND SHORT TERM	1,708,545.73	1,708,545.73	0.00	0.00	0.00%
<b>ACCOUNT TOTALS</b>	<b>1,708,545.73</b>	<b>1,708,545.73</b>	<b>0.00</b>	<b>0.00</b>	<b>0.00%</b>

### Summary of Cash Transactions

Transaction Category	Current Period			Year-to-Date	
	Income	Principal	Realized Gains/Losses	Income	Principal
OPENING BALANCE	0.00	0.00		0.00	0.00
DIVIDENDS	261.74	0.00	0.00	539.33	0.00
SALES AND REDEMPTIONS	0.00	1,102,258.32	0.00	0.00	4,160,420.04
OTHER CASH ADDITIONS	0.00	2,477,895.96	0.00	0.00	6,766,700.17
OTHER CASH DISBURSEMENTS	261.74 -	2,102,258.32 -	0.00	539.33 -	6,276,641.98 -
PURCHASES	0.00	1,477,895.96 -	0.00	0.00	4,650,478.23 -
<b>CLOSING BALANCE</b>	<b>0.00</b>	<b>0.00</b>	<b>0.00</b>	<b>0.00</b>	<b>0.00</b>

The above cash transactions summary is provided for information purposes only and may not reflect actual taxable income or deductible expenses as reportable under the Internal Revenue Code.

000310 A31N1ET001 000630

0 0000 m i PDS s 98.570



BNY MELLON

The Bank of New York Mellon Trust Company, N.A.

Statement Period 03/01/2016 Through 03/31/2016  
Account 112600  
KCWA GENERAL REVENUE ACCOUNT

Statement of Assets Held

Shares / Par Value	Asset Description	Market Price Average Cost	Market Value Cost	Accrued Income Est Annual Income	Market Yield
<b>CASH AND SHORT TERM</b>					
1,708,545.730	FIDELITY INSTL MMKT GOVT 57 CUSIP: X9USDFIIN	1.00000 1.00000	1,708,545.73 1,708,545.73	0.00 0.00	0.00% 0.00%
<b>Total CASH AND SHORT TERM</b>			<b>1,708,545.73</b>	<b>0.00</b>	<b>0.00%</b>
<b>ACCOUNT TOTALS</b>			<b>1,708,545.73</b>	<b>0.00</b>	<b>0.00%</b>
Total Market Value Plus Total Accrued Income 1,708,545.73					

Statement of Transactions

Transaction Date	Transaction Description	Income	Principal	Cost	Realized Gains/Losses
03/01/16	OPENING BALANCE	0.00	0.00	1,332,908.09	
03/02/16	Dividend FIDELITY INSTL MMKT GOVT 57 TRADE DATE 03/02/16 SET/DATE 03/02/16 CUSIP X9USDFIIN 261.74 SHARES	261.74	0.00	0.00	0.00
03/02/16	Cash Credit CW00005523: SWP FRM 1126008401	0.00	261.74	0.00	0.00
03/02/16	Cash Debit CW00005523: SWP TO 1126008400	261.74 -	0.00	0.00	0.00
03/02/16	DAILY ENDING BALANCE	0.00	261.74	1,332,908.09	0.00
03/03/16	Purchase FIDELITY INSTL MMKT GOVT 57 TRADE DATE 03/03/16 SET/DATE 03/03/16 CUSIP X9USDFIIN 409,472.05 SHARES	0.00	409,472.05 -	409,472.05	0.00
03/03/16	Cash Credit ORD CUST:/009364950577 KENT COUNTY WATER AUTHORITY PO BOX 19 ORD INST:BANK OF AMERICA/RIX DETAIL:KENT COUNTY WATER AUTHORITY IMA:20160303B6B7HU4R007775 FTS:FDF1603031349500	0.00	999,999.00	0.00	0.00
03/03/16	Cash Credit ORD CUST:/009364950577 KENT COUNTY WATER AUTHORITY PO BOX 19 ORD INST:BANK OF AMERICA/RIX DETAIL:KENT COUNTY WATER AUTHORITY IMA:20160303B6B7HU2R007837 FTS:FDF1603031346000	0.00	5,059.49	0.00	0.00
03/03/16	Cash Credit ORD CUST:/95690040 KENT COUNTY WATER CMDI 23 BROAD STREET WE ORD INST:WASHINGTON TRUST COMPANY WESTERLY, RHODE ISLAND DETAIL:KENT COUNTY WATER AUTHORITY/REC/ 000 IMA:20160303QMGFT010 001321 FTS:FDF1603031634700	0.00	404,151.82	0.00	0.00
03/03/16	Cash Debit TRANSFER FROM GENERAL FUND TO O&M FUND F OR PARTIAL FUNDING OF APPROVED BUDGET	0.00	1,000,000.00 -	0.00	0.00
03/03/16	DAILY ENDING BALANCE	0.00	0.00	1,742,380.14	0.00
03/18/16	Purchase FIDELITY INSTL MMKT GOVT 57 TRADE DATE 03/18/16 SET/DATE 03/18/16 CUSIP X9USDFIIN 68,424.91 SHARES	0.00	68,424.91 -	68,424.91	0.00
03/18/16	Cash Credit TRANSFER OF FUNDS FROM R AND R FUND	0.00	68,424.91	0.00	0.00

11/17/16 11:33 AM



BNY MELLON

The Bank of New York Mellon Trust Company, N.A.

Statement Period 03/01/2016 Through 03/31/2016

Account 112600

KCWA GENERAL REVENUE ACCOUNT

Statement of Transactions - Continued

Transaction Date	Transaction Description	Income	Principal	Cost	Realized Gains/Losses
03/18/16	FOR CAPITAL EQUIPMENT TO THE GEN. FUND DAILY ENDING BALANCE	0.00	0.00	1,810,805.05	0.00
03/23/16	Sale FIDELITY INSTL MMKT GOVT 57 TRADE DATE 03/23/16 SET/DATE 03/23/16 CUSIP X9USDFIIN 300,000.00 SHARES	0.00	300,000.00	300,000.00 -	0.00
03/23/16	Cash Debit TRANSFER FROM GENERAL FUND TO O&M FUND F OR PARTIAL FUNDING OF APPROVED BUDGET	0.00	300,000.00 -	0.00	0.00
03/23/16	DAILY ENDING BALANCE	0.00	0.00	1,510,805.05	0.00
03/29/16	Purchase FIDELITY INSTL MMKT GOVT 57 TRADE DATE 03/29/16 SET/DATE 03/29/16 CUSIP X9USDFIIN 999,999.00 SHARES	0.00	999,999.00 -	999,999.00	0.00
03/29/16	Cash Credit ORD CUST:95690040 KENT COUNTY WATER CMDI 23 BROAD STREET WE ORD INST:WASHINGTON TRUST COMPANY WESTERLY, RHODE ISLAND DETAIL:KENT COUNTY WATER AUTHORITY/REC/ 000 IMA:20160329QMGFT012 000351 FTS:FDF1603290927500	0.00	999,999.00	0.00	0.00
03/29/16	DAILY ENDING BALANCE	0.00	0.00	2,510,804.05	0.00
03/30/16	Sale FIDELITY INSTL MMKT GOVT 57 TRADE DATE 03/30/16 SET/DATE 03/30/16 CUSIP X9USDFIIN 802,258.32 SHARES	0.00	802,258.32	802,258.32 -	0.00
03/30/16	Cash Debit TRANSFER FOR MONTH ENDS FLOW OF FUNDS	0.00	802,258.32 -	0.00	0.00
03/30/16	DAILY ENDING BALANCE	0.00	0.00	1,708,545.73	0.00
03/31/16	CLOSING BALANCE	0.00	0.00	1,708,545.73	0.00

Cumulative realized capital gain and loss position from 12/31/2015 for securities held in principal of account:

Short Term: 0.00 \* Long Term: 0.00 \*

\* The above gain and loss position does not include transactions where tax cost information is incomplete or unavailable.

Cash and securities set forth on this Account Statement are held by The Bank of New York Mellon, an affiliate of The Bank of New York Mellon Trust Company, N.A. In addition, The Bank of New York Mellon Trust Company, N.A. may utilize subsidiaries and affiliates to provide services and certain products to the Account. Subsidiaries and affiliates may be compensated for their services and products.

The value of securities set forth on this Account Statement are obtained by The Bank of New York Mellon Trust Company, N.A., from its affiliate, The Bank of New York Mellon which determines such values for Corporate Trust on the basis of market prices and information obtained by The Bank of New York Mellon from unaffiliated third parties (including independent pricing vendors) ("third party pricing services"). The Bank of New York Mellon has not verified such market values or information and makes no assurances as to the accuracy or correctness of such market values or information or that the market values set forth on this Account Statement reflect the value of the securities that can be realized upon the sale of such securities. In addition, the market values for the securities set forth in this Account Statement may differ from the market prices and information for the same securities used by other business units of The Bank of New York Mellon Trust Company, N.A., The Bank of New York Mellon or their respective subsidiaries or affiliates based upon market prices and information received from other third party pricing services utilized by such other business units. Corporate Trust does not compare its market values with those used by, or reconcile different market values used by, other business units of The Bank of New York Mellon Trust Company, N.A., The Bank of New York Mellon or their respective subsidiaries or affiliates. Neither The Bank of New York Mellon Trust Company, N.A. nor The Bank of New York Mellon shall be liable for any loss, damage or expense incurred as a result of or arising from or related to the market values or information provided by third party pricing services or the differences in market prices or information provided by other third party pricing services.

000310 XBNMF001 006836

110000 111 11200 9 2016 1

***This Page Intentionally Blank***



# BNY MELLON

The Bank of New York Mellon Trust Company, N.A.

**KENT COUNTY WATER AUTHORITY**  
ATTN: FINANCE DIRECTOR  
1072 MAIN STREET  
WEST WARWICK, RI 02893-3724

## Account Statement

Statement Period 03/01/2016 Through 03/31/2016

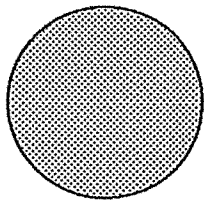
Account 112601  
KCWA OPERATING REVENUE ALLOWANCE

**CLIENT SERVICE MANAGER: SUSAN CALISE**  
135 SANTILLI HIGHWAY AIM: 026-0018  
EVERETT, MA 02149  
617-382-5217  
SUSAN.CALISE@BNYMELLON.COM

Go Paperless. Securely access your account online to view your statements. Ask your BNY Mellon contact how we can help you access your accounts, enter your own transactions or submit an audit confirmation online. Also be sure to ask how Connect(SM), our new web-based, single sign-on platform can help you go paperless.

Visit us at [www.bnymellon.com](http://www.bnymellon.com)

## Account Overview



Percent of all Investments	Asset Classification	Market Value
100%	CASH AND SHORT TERM	1,119,438.42
100%	TOTAL OF ALL INVESTMENTS	1,119,438.42

## Summary of Assets Held

Asset Classification	Market Value	Cost	Accrued Income	Est Annual Income	Market Yield
CASH AND SHORT TERM	1,119,438.42	1,119,438.42	0.00	0.00	0.00%
ACCOUNT TOTALS	1,119,438.42	1,119,438.42	0.00	0.00	0.00%

## Summary of Cash Transactions

Transaction Category	Current Period			Year-to-Date	
	Income	Principal	Realized Gains/Losses	Income	Principal
OPENING BALANCE	0.00	0.00		0.00	0.00
DIVIDENDS	174.44	0.00	0.00	430.60	0.00
SALES AND REDEMPTIONS	0.00	0.00	0.00	0.00	607,077.00
OTHER CASH ADDITIONS	0.00	24,479.10	0.00	0.00	73,344.58
OTHER CASH DISBURSEMENTS	174.44 -	0.00	0.00	430.60 -	607,077.00 -
PURCHASES	0.00	24,479.10 -	0.00	0.00	73,344.58 -
CLOSING BALANCE	0.00	0.00	0.00	0.00	0.00

The above cash transactions summary is provided for information purposes only and may not reflect actual taxable income or deductible expenses as reportable under the Internal Revenue Code.

000310 XBNEF001 006637

C  
9  
0000  
M  
1  
PLUS  
S  
98572





BNY MELLON

The Bank of New York Mellon Trust Company, N.A.

Statement Period 03/01/2016 Through 03/31/2016  
Account 112601  
KCWA OPERATING REVENUE ALLOWANCE

Statement of Assets Held

Shares / Par Value	Asset Description	Market Price Average Cost	Market Value Cost	Accrued Income Est Annual Income	Market Yield
<b>CASH AND SHORT TERM</b>					
1,119,438.420	FIDELITY INSTL MMKT GOVT 57 CUSIP: X9USDFIIN	1.00000 1.00000	1,119,438.42 1,119,438.42	0.00 0.00	0.00% 0.00%
<b>Total CASH AND SHORT TERM.</b>			<b>1,119,438.42</b>	<b>0.00</b>	<b>0.00%</b>
<b>ACCOUNT TOTALS</b>			<b>1,119,438.42</b>	<b>0.00</b>	<b>0.00%</b>
Total Market Value Plus Total Accrued Income 1,119,438.42					

Statement of Transactions

Transaction Date	Transaction Description	Income	Principal	Cost	Realized Gains/Losses
03/01/16	OPENING BALANCE	0.00	0.00	1,094,959.32	
03/02/16	Dividend FIDELITY INSTL MMKT GOVT 57 TRADE DATE 03/02/16 SET/DATE 03/02/16 CUSIP X9USDFIIN 174.44 SHARES	174.44	0.00	0.00	0.00
03/02/16	Cash Credit CW00005524: SWP FRM 1126018401	0.00	174.44	0.00	0.00
03/02/16	Cash Debit CW00005524: SWP TO 1126018400	174.44	0.00	0.00	0.00
03/02/16	DAILY ENDING BALANCE	0.00	174.44	1,094,959.32	0.00
03/03/16	Purchase FIDELITY INSTL MMKT GOVT 57 TRADE DATE 03/03/16 SET/DATE 03/03/16 CUSIP X9USDFIIN 174.44 SHARES	0.00	174.44	174.44	0.00
03/03/16	DAILY ENDING BALANCE	0.00	0.00	1,095,133.76	0.00
03/30/16	Purchase FIDELITY INSTL MMKT GOVT 57 TRADE DATE 03/30/16 SET/DATE 03/30/16 CUSIP X9USDFIIN 24,304.66 SHARES	0.00	24,304.66	24,304.66	0.00
03/30/16	Cash Credit CREDIT FROM REVENUE FUND TO OPERATING FUND FOR MONTHLY FLOW OF FUNDS	0.00	24,304.66	0.00	0.00
03/30/16	DAILY ENDING BALANCE	0.00	0.00	1,119,438.42	0.00
03/31/16	CLOSING BALANCE	0.00	0.00	1,119,438.42	0.00

Cumulative realized capital gain and loss position from 12/31/2015 for securities held in principal of account:

Short Term: 0.00 \* Long Term: 0.00 \*

\* The above gain and loss position does not include transactions where tax cost information is incomplete or unavailable.

Cash and securities set forth on this Account Statement are held by The Bank of New York Mellon, an affiliate of The Bank of New York Mellon Trust Company, N.A. In addition, The Bank of New York Mellon Trust Company, N.A. may utilize subsidiaries and affiliates to provide services and certain products to the Account. Subsidiaries and affiliates may be compensated for their services and products.

The value of securities set forth on this Account Statement are obtained by The Bank of New York Mellon Trust Company, N.A., from its affiliate, The Bank of New York Mellon which determines such values for Corporate Trust on the basis of market prices and information obtained by The Bank of New York Mellon from unaffiliated third parties (including independent pricing vendors) ("third party pricing services"). The Bank of New York Mellon has not verified such market values or information and makes no assurances as to the accuracy or correctness of such market values or information or that the market values set forth on this Account Statement reflect the value of the securities that can be realized upon the sale of such securities. In addition, the market values for the securities set forth in this Account Statement may differ from the market prices and information for the same securities used by other business units of The Bank of New York Mellon Trust Company, N.A., The Bank of New York Mellon or their respective subsidiaries or affiliates based upon market prices and information received from other third party pricing services utilized by such other business units. Corporate Trust does not compare its market values with those used by, or reconcile different market values used by, other business units of The Bank of New York Mellon Trust Company, N.A., The Bank of New York Mellon or their respective subsidiaries or affiliates. Neither The Bank of New York Mellon Trust Company, N.A. nor The Bank of New York Mellon shall be liable for any loss, damage or expense incurred as a result of or arising from or related to the market values or information provided by third party pricing services or the differences in market prices or information provided by other third party pricing services.



# BNY MELLON

The Bank of New York Mellon Trust Company, N.A.

KENT COUNTY WATER AUTHORITY  
ATTN: FINANCE DIRECTOR  
1072 MAIN STREET  
WEST WARWICK, RI 02893-3724

## Account Statement

Statement Period 03/01/2016 Through 03/31/2016

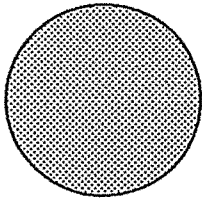
Account 112602  
KCWA GEN OP & MAINT ACCT

CLIENT SERVICE MANAGER: SUSAN CALISE  
135 SANTILLI HIGHWAY AIM: 026-0018  
EVERETT, MA 02149  
617-382-5217  
SUSAN.CALISE@BNYMELLON.COM

Go Paperless. Securely access your account online to view your statements. Ask your BNY Mellon contact how we can help you access your accounts, enter your own transactions or submit an audit confirmation online. Also be sure to ask how Connect(SM), our new web-based, single sign-on platform can help you go paperless.

Visit us at [www.bnymellon.com](http://www.bnymellon.com)

## Account Overview



Percent of all Investments	Asset Classification	Market Value
100%	CASH AND SHORT TERM	0.83
100%	TOTAL OF ALL INVESTMENTS	0.83

## Summary of Assets Held

Asset Classification	Market Value	Cost	Accrued Income	Est Annual Income	Market Yield
CASH AND SHORT TERM	0.83	0.83	0.00	0.00	0.00%
ACCOUNT TOTALS	0.83	0.83	0.00	0.00	0.00%

## Summary of Cash Transactions

Transaction Category	Current Period			Year-to-Date	
	Income	Principal	Realized Gains/Losses	Income	Principal
OPENING BALANCE	0.00	0.00		0.00	0.00
DIVIDENDS	0.40	0.00	0.00	0.65	0.00
SALES AND REDEMPTIONS	0.00	0.00	0.00	0.00	68,951.17
OTHER CASH ADDITIONS	0.00	1,300,000.40	0.00	0.00	2,668,952.00
OTHER CASH DISBURSEMENTS	0.40 -	1,300,000.00 -	0.00	0.65 -	2,668,951.17 -
PURCHASES	0.00	0.40 -	0.00	0.00	68,952.00 -
CLOSING BALANCE	0.00	0.00	0.00	0.00	0.00

The above cash transactions summary is provided for information purposes only and may not reflect actual taxable income or deductible expenses as reportable under the Internal Revenue Code.

000310 XBNEFO01 006638

5  
9 0000  
M  
1-17-15 5 08:27:3



BNY MELLON

The Bank of New York Mellon Trust Company, N.A.

Statement Period 03/01/2016 Through 03/31/2016

Account 112602

KCWA GEN OP & MAINT ACCT

Statement of Assets Held

Shares / Par Value	Asset Description	Market Price Average Cost	Market Value Cost	Accrued Income Est Annual Income	Market Yield
<b>CASH AND SHORT TERM</b>					
0.830	FIDELITY INSTL MMKT GOVT 57	1.00000	0.83	0.00	0.00%
	CUSIP: X9USDFIIN	1.00000	0.83	0.00	0.00%
<b>Total CASH AND SHORT TERM</b>			<b>0.83</b>	<b>0.00</b>	<b>0.00%</b>
			0.83	0.00	

<b>ACCOUNT TOTALS</b>			<b>0.83</b>	<b>0.00</b>	<b>0.00%</b>
Total Market Value Plus Total Accrued Income 0.83			0.83	0.00	

Statement of Transactions

Transaction Date	Transaction Description	Income	Principal	Cost	Realized Gains/Losses
03/01/16	OPENING BALANCE	0.00	0.00	0.43	
03/02/16	Dividend FIDELITY INSTL MMKT GOVT 57 TRADE DATE 03/02/16 SET/DATE 03/02/16 CUSIP X9USDFIIN 0.40 SHARES	0.40	0.00	0.00	0.00
03/02/16	Cash Credit CW00005525: SWP FRM 1126028401	0.00	0.40	0.00	0.00
03/02/16	Cash Debit CW00005525: SWP TO 1126028400	0.40 -	0.00	0.00	0.00
03/02/16	DAILY ENDING BALANCE	0.00	0.40	0.43	0.00
03/03/16	Purchase FIDELITY INSTL MMKT GOVT 57 TRADE DATE 03/03/16 SET/DATE 03/03/16 CUSIP X9USDFIIN 0.40 SHARES	0.00	0.40 -	0.40	0.00
03/03/16	Cash Credit TRANSFER TO O&M FUND FROM GENERAL FUND FOR PARTIAL FUNDING OF APPROVED BUDGET	0.00	1,000,000.00	0.00	0.00
03/03/16	Cash Debit WASHINGTON TRUST COMPANY 011500858 KENT COUNTY WATER AUTH. CHECK ACCT 95688690 WIRE TO KCWA- WASHINGTON TRUSTFOR OF PYMT-PARTIAL FUNDING OF APPROVED BUDGET PER REQ DTD 03/02/2016	0.00	1,000,000.00 -	0.00	0.00
03/03/16	DAILY ENDING BALANCE	0.00	0.00	0.83	0.00
03/23/16	Cash Credit TRANSFER TO O&M FUND FROM GENERAL FUND FOR PARTIAL FUNDING OF APPROVED BUDGET	0.00	300,000.00	0.00	0.00
03/23/16	Cash Debit WASHINGTON TRUST COMPANY 011500858 KENT COUNTY WATER AUTH. CHECK ACCT 95688690 WIRE TO KCWA- WASHINGTON TRUSTFOR OF PYMT-PARTIAL FUNDING OF APPROVED BUDGET PER REQ DTD 03/23/2016	0.00	300,000.00 -	0.00	0.00
03/23/16	DAILY ENDING BALANCE	0.00	0.00	0.83	0.00
03/31/16	CLOSING BALANCE	0.00	0.00	0.83	0.00

Cumulative realized capital gain and loss position from 12/31/2015 for securities held in principal of account:

Short Term: 0.00 \* Long Term: 0.00 \*

\* The above gain and loss position does not include transactions where tax cost information is incomplete or unavailable.

00000  
112602  
3/31/16



**BNY MELLON**

The Bank of New York Mellon Trust Company, N.A.

Statement Period 03/01/2016 Through 03/31/2016  
Account 112602  
KCWA GEN OP & MAINT ACCT

000310 XBNEF001 006639

Cash and securities set forth on this Account Statement are held by The Bank of New York Mellon, an affiliate of The Bank of New York Mellon Trust Company, N.A. In addition, The Bank of New York Mellon Trust Company, N.A. may utilize subsidiaries and affiliates to provide services and certain products to the Account. Subsidiaries and affiliates may be compensated for their services and products.

The value of securities set forth on this Account Statement are obtained by The Bank of New York Mellon Trust Company, N.A., from its affiliate, The Bank of New York Mellon which determines such values for Corporate Trust on the basis of market prices and information obtained by The Bank of New York Mellon from unaffiliated third parties (including independent pricing vendors) ("third party pricing services"). The Bank of New York Mellon has not verified such market values or information and makes no assurances as to the accuracy or correctness of such market values or information or that the market values set forth on this Account Statement reflect the value of the securities that can be realized upon the sale of such securities. In addition, the market values for the securities set forth in this Account Statement may differ from the market prices and information for the same securities used by other business units of The Bank of New York Mellon Trust Company, N.A., The Bank of New York Mellon or their respective subsidiaries or affiliates based upon market prices and information received from other third party pricing services utilized by such other business units. Corporate Trust does not compare its market values with those used by, or reconcile different market values used by, other business units of The Bank of New York Mellon Trust Company, N.A., The Bank of New York Mellon or their respective subsidiaries or affiliates. Neither The Bank of New York Mellon Trust Company, N.A. nor The Bank of New York Mellon shall be liable for any loss, damage or expense incurred as a result of or arising from or related to the market values or information provided by third party pricing services or the differences in market prices or information provided by other third party pricing services.

C  
0000  
m  
1P03  
s  
98574

***This Page Intentionally Blank***



# BNY MELLON

The Bank of New York Mellon Trust Company, N.A.

KENT COUNTY WATER AUTHORITY  
ATTN: FINANCE DIRECTOR  
1072 MAIN STREET  
WEST WARWICK, RI 02893-3724

## Account Statement

Statement Period 03/01/2016 Through 03/31/2016


Account 112603  
KCWA GEN REN & REP RESV ACCT

CLIENT SERVICE MANAGER: SUSAN CALISE  
135 SANTILLI HIGHWAY AIM: 026-0018  
EVERETT, MA 02149  
617-382-5217  
SUSAN.CALISE@BNYMELLON.COM

Go Paperless. Securely access your account online to view your statements. Ask your BNY Mellon contact how we can help you access your accounts, enter your own transactions or submit an audit confirmation online. Also be sure to ask how Connect(SM), our new web-based, single sign-on platform can help you go paperless.

Visit us at [www.bnymellon.com](http://www.bnymellon.com)

## Account Overview



Percent of all Investments	Asset Classification	Market Value
100% ☉	CASH AND SHORT TERM	1,376,524.79
100%	TOTAL OF ALL INVESTMENTS	1,376,524.79

## Summary of Assets Held

Asset Classification	Market Value	Cost	Accrued Income	Est Annual Income	Market Yield
CASH AND SHORT TERM	1,376,524.79	1,376,524.79	0.00	0.00	0.00%
ACCOUNT TOTALS	1,376,524.79	1,376,524.79	0.00	0.00	0.00%

## Summary of Cash Transactions

Transaction Category	Current Period			Year-to-Date	
	Income	Principal	Realized Gains/Losses	Income	Principal
OPENING BALANCE	0.00	0.00		0.00	0.00
DIVIDENDS	224.05	0.00	0.00	484.19	0.00
OTHER CASH ADDITIONS	0.00	224.05	0.00	0.00	484.19
OTHER CASH DISBURSEMENTS	224.05 -	0.00	0.00	484.19 -	0.00
PURCHASES	0.00	224.05 -	0.00	0.00	484.19 -
CLOSING BALANCE	0.00	0.00	0.00	0.00	0.00

The above cash transactions summary is provided for information purposes only and may not reflect actual taxable income or deductible expenses as reportable under the Internal Revenue Code.

000310 XBINEF001 006640

0  
1  
2  
3  
4  
5  
6  
7  
8  
9  
A  
B  
C  
D  
E  
F  
G  
H  
I  
J  
K  
L  
M  
N  
O  
P  
Q  
R  
S  
T  
U  
V  
W  
X  
Y  
Z



**BNY MELLON**

The Bank of New York Mellon Trust Company, N.A.

Statement Period 03/01/2016 Through 03/31/2016

Account 112603

KCWA GEN REN & REP RESV ACCT

### Statement of Assets Held

Shares / Par Value	Asset Description	Market Price Average Cost	Market Value Cost	Accrued Income Est Annual Income	Market Yield
<b>CASH AND SHORT TERM</b>					
1,376,524.790	FIDELITY INSTL MMKT GOVT 57	1.00000	1,376,524.79	0.00	0.00%
	CUSIP: X9USDFIIN	1.00000	1,376,524.79	0.00	0.00%
<b>Total CASH AND SHORT TERM</b>			<b>1,376,524.79</b>	<b>0.00</b>	<b>0.00%</b>
<b>ACCOUNT TOTALS</b>			<b>1,376,524.79</b>	<b>0.00</b>	<b>0.00%</b>
Total Market Value Plus Total Accrued Income 1,376,524.79			<b>1,376,524.79</b>	<b>0.00</b>	

### Statement of Transactions

Transaction Date	Transaction Description	Income	Principal	Cost	Realized Gains/Losses
03/01/16	OPENING BALANCE	0.00	0.00	1,376,300.74	
03/02/16	Dividend FIDELITY INSTL MMKT GOVT 57 TRADE DATE 03/02/16 SET/DATE 03/02/16 CUSIP X9USDFIIN 224.05 SHARES	224.05	0.00	0.00	0.00
03/02/16	Cash Credit CW00005526: SWP FRM 1126038401	0.00	224.05	0.00	0.00
03/02/16	Cash Debit CW00005526: SWP TO 1126038400	224.05 -	0.00	0.00	0.00
03/02/16	DAILY ENDING BALANCE	0.00	224.05	1,376,300.74	0.00
03/03/16	Purchase FIDELITY INSTL MMKT GOVT 57 TRADE DATE 03/03/16 SET/DATE 03/03/16 CUSIP X9USDFIIN 224.05 SHARES	0.00	224.05 -	224.05	0.00
03/03/16	DAILY ENDING BALANCE	0.00	0.00	1,376,524.79	0.00
03/31/16	CLOSING BALANCE	0.00	0.00	1,376,524.79	0.00

Cumulative realized capital gain and loss position from 12/31/2015 for securities held in principal of account:

Short Term: 0.00 \* Long Term: 0.00 \*

\* The above gain and loss position does not include transactions where tax cost information is incomplete or unavailable.

Cash and securities set forth on this Account Statement are held by The Bank of New York Mellon, an affiliate of The Bank of New York Mellon Trust Company, N.A. In addition, The Bank of New York Mellon Trust Company, N.A. may utilize subsidiaries and affiliates to provide services and certain products to the Account. Subsidiaries and affiliates may be compensated for their services and products.

The value of securities set forth on this Account Statement are obtained by The Bank of New York Mellon Trust Company, N.A., from its affiliate, The Bank of New York Mellon which determines such values for Corporate Trust on the basis of market prices and information obtained by The Bank of New York Mellon from unaffiliated third parties (including independent pricing vendors) ("third party pricing services"). The Bank of New York Mellon has not verified such market values or information and makes no assurances as to the accuracy or correctness of such market values or information or that the market values set forth on this Account Statement reflect the value of the securities that can be realized upon the sale of such securities. In addition, the market values for the securities set forth in this Account Statement may differ from the market prices and information for the same securities used by other business units of The Bank of New York Mellon Trust Company, N.A., The Bank of New York Mellon or their respective subsidiaries or affiliates based upon market prices and information received from other third party pricing services utilized by such other business units. Corporate Trust does not compare its market values with those used by, or reconcile different market values used by, other business units of The Bank of New York Mellon Trust Company, N.A., The Bank of New York Mellon or their respective subsidiaries or affiliates. Neither The Bank of New York Mellon Trust Company, N.A. nor The Bank of New York Mellon shall be liable for any loss, damage or expense incurred as a result of or arising from or related to the market values or information provided by third party pricing services or the differences in market prices or information provided by other third party pricing services.

3 0000 1 1233 5 503273



# BNY MELLON

The Bank of New York Mellon Trust Company, N.A.

**KENT COUNTY WATER AUTHORITY**  
ATTN: FINANCE DIRECTOR  
1072 MAIN STREET  
WEST WARWICK, RI 02893-3724

## Account Statement

Statement Period 03/01/2016 Through 03/31/2016

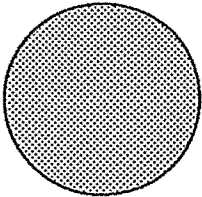
Account 112604  
KCWA GEN RENEWAL AND REPLACEMENT AC

**CLIENT SERVICE MANAGER: SUSAN CALISE**  
135 SANTILLI HIGHWAY AIM: 026-0018  
EVERETT, MA 02149  
617-382-5217  
SUSAN.CALISE@BNYMELLON.COM

Go Paperless. Securely access your account online to view your statements. Ask your BNY Mellon contact how we can help you access your accounts, enter your own transactions or submit an audit confirmation online. Also be sure to ask how Connect(SM), our new web-based, single sign-on platform can help you go paperless.

Visit us at [www.bnymellon.com](http://www.bnymellon.com)

## Account Overview



Percent of all Investments	Asset Classification	Market Value
100%	CASH AND SHORT TERM	45,661.15
100%	TOTAL OF ALL INVESTMENTS	45,661.15

## Summary of Assets Held

Asset Classification	Market Value	Cost	Accrued Income	Est Annual Income	Market Yield
CASH AND SHORT TERM	45,661.15	45,661.15	0.00	0.00	0.00%
ACCOUNT TOTALS	45,661.15	45,661.15	0.00	0.00	0.00%

## Summary of Cash Transactions

Transaction Category	Current Period			Year-to-Date	
	Income	Principal	Realized Gains/Losses	Income	Principal
OPENING BALANCE	0.00	0.00		0.00	0.00
DIVIDENDS	15.91	0.00	0.00	32.52	0.00
SALES AND REDEMPTIONS	0.00	68,424.91	0.00	0.00	68,424.91
OTHER CASH ADDITIONS	0.00	8,349.24	0.00	0.00	25,032.51
OTHER CASH DISBURSEMENTS	15.91 -	68,424.91 -	0.00	32.52 -	68,424.91 -
PURCHASES	0.00	8,349.24 -	0.00	0.00	25,032.51 -
CLOSING BALANCE	0.00	0.00	0.00	0.00	0.00

The above cash transactions summary is provided for information purposes only and may not reflect actual taxable income or deductible expenses as reportable under the Internal Revenue Code.

000310 XBNEF001 006641

C 9000 M 1 P03 S 98.576





BNY MELLON

The Bank of New York Mellon Trust Company, N.A.

Statement Period 03/01/2016 Through 03/31/2016  
Account 112604  
KCWA GEN RENEWAL AND REPLACEMENT AC

Statement of Assets Held

Shares / Par Value	Asset Description	Market Price Average Cost	Market Value Cost	Accrued Income Est Annual Income	Market Yield
<b>CASH AND SHORT TERM</b>					
45,661.150	FIDELITY INSTL MMKT GOVT 57 CUSIP: X9USDFIIN	1.00000 1.00000	45,661.15 45,661.15	0.00 0.00	0.00% 0.00%
<b>Total CASH AND SHORT TERM</b>			<b>45,661.15</b>	<b>0.00</b>	<b>0.00%</b>
<b>ACCOUNT TOTALS</b>			<b>45,661.15</b>	<b>0.00</b>	<b>0.00%</b>
Total Market Value Plus Total Accrued Income 45,661.15					

Statement of Transactions

Transaction Date	Transaction Description	Income	Principal	Cost	Realized Gains/Losses
03/01/16	OPENING BALANCE	0.00	0.00	105,736.82	
03/02/16	Dividend FIDELITY INSTL MMKT GOVT 57 TRADE DATE 03/02/16 SET/DATE 03/02/16 CUSIP X9USDFIIN 15.91 SHARES	15.91	0.00	0.00	0.00
03/02/16	Cash Credit CW00005527: SWP FRM 1126048401	0.00	15.91	0.00	0.00
03/02/16	Cash Debit CW00005527: SWP TO 1126048400	15.91 -	0.00	0.00	0.00
03/02/16	DAILY ENDING BALANCE	0.00	15.91	105,736.82	0.00
03/03/16	Purchase FIDELITY INSTL MMKT GOVT 57 TRADE DATE 03/03/16 SET/DATE 03/03/16 CUSIP X9USDFIIN 15.91 SHARES	0.00	15.91 -	15.91	0.00
03/03/16	DAILY ENDING BALANCE	0.00	0.00	105,752.73	0.00
03/18/16	Sale FIDELITY INSTL MMKT GOVT 57 TRADE DATE 03/18/16 SET/DATE 03/18/16 CUSIP X9USDFIIN 68,424.91 SHARES	0.00	68,424.91	68,424.91 -	0.00
03/18/16	Cash Debit TRANSFER OF FUNDS FROM R AND R FUND FOR CAPITAL EQUIPMENT TO THE GEN. FUND	0.00	68,424.91 -	0.00	0.00
03/18/16	DAILY ENDING BALANCE	0.00	0.00	37,327.82	0.00
03/30/16	Purchase FIDELITY INSTL MMKT GOVT 57 TRADE DATE 03/30/16 SET/DATE 03/30/16 CUSIP X9USDFIIN 8,333.33 SHARES	0.00	8,333.33 -	8,333.33	0.00
03/30/16	Cash Credit CREDIT FROM REVENUE FUND TO R AND R FUND FOR MONTHLY FLOW OF FUNDS	0.00	8,333.33	0.00	0.00
03/30/16	DAILY ENDING BALANCE	0.00	0.00	45,661.15	0.00
03/31/16	CLOSING BALANCE	0.00	0.00	45,661.15	0.00

Cumulative realized capital gain and loss position from 12/31/2015 for securities held in principal of account:

Short Term: 0.00 \* Long Term: 0.00 \*

\* The above gain and loss position does not include transactions where tax cost information is incomplete or unavailable.



**BNY MELLON**

The Bank of New York Mellon Trust Company, N.A.

Statement Period 03/01/2016 Through 03/31/2016

Account 112604

KCWA GEN RENEWAL AND REPLACEMENT AC

000310 XBNEF001 006642

Cash and securities set forth on this Account Statement are held by The Bank of New York Mellon, an affiliate of The Bank of New York Mellon Trust Company, N.A. In addition, The Bank of New York Mellon Trust Company, N.A. may utilize subsidiaries and affiliates to provide services and certain products to the Account. Subsidiaries and affiliates may be compensated for their services and products.

The value of securities set forth on this Account Statement are obtained by The Bank of New York Mellon Trust Company, N.A., from its affiliate, The Bank of New York Mellon which determines such values for Corporate Trust on the basis of market prices and information obtained by The Bank of New York Mellon from unaffiliated third parties (including independent pricing vendors) ("third party pricing services"). The Bank of New York Mellon has not verified such market values or information and makes no assurances as to the accuracy or correctness of such market values or information or that the market values set forth on this Account Statement reflect the value of the securities that can be realized upon the sale of such securities. In addition, the market values for the securities set forth in this Account Statement may differ from the market prices and information for the same securities used by other business units of The Bank of New York Mellon Trust Company, N.A., The Bank of New York Mellon or their respective subsidiaries or affiliates based upon market prices and information received from other third party pricing services utilized by such other business units. Corporate Trust does not compare its market values with those used by, or reconcile different market values used by, other business units of The Bank of New York Mellon Trust Company, N.A., The Bank of New York Mellon or their respective subsidiaries or affiliates. Neither The Bank of New York Mellon Trust Company, N.A. nor The Bank of New York Mellon shall be liable for any loss, damage or expense incurred as a result of or arising from or related to the market values or information provided by third party pricing services or the differences in market prices or information provided by other third party pricing services.

c  
g  
m  
s  
98577

***This Page Intentionally Blank***



# BNY MELLON

The Bank of New York Mellon Trust Company, N.A.

KENT COUNTY WATER AUTHORITY  
ATTN: FINANCE DIRECTOR  
1072 MAIN STREET  
WEST WARWICK, RI 02893-3724

## Account Statement

Statement Period 03/01/2016 Through 03/31/2016

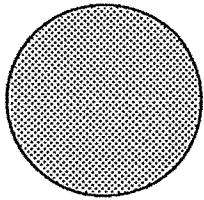
Account 112605  
KCWA INFRASTRUCTURE ACCT

CLIENT SERVICE MANAGER: SUSAN CALISE  
135 SANTILLI HIGHWAY AIM: 026-0018  
EVERETT, MA 02149  
617-382-5217  
SUSAN.CALISE@BNYMELLON.COM

Go Paperless. Securely access your account online to view your statements. Ask your BNY Mellon contact how we can help you access your accounts, enter your own transactions or submit an audit confirmation online. Also be sure to ask how Connect(SM), our new web-based, single sign-on platform can help you go paperless.

Visit us at [www.bnymellon.com](http://www.bnymellon.com)

## Account Overview



Percent of all Investments	Asset Classification	Market Value
100%	CASH AND SHORT TERM	5,238,223.71
100%	TOTAL OF ALL INVESTMENTS	5,238,223.71

## Summary of Assets Held

Asset Classification	Market Value	Cost	Accrued Income	Est Annual Income	Market Yield
CASH AND SHORT TERM	5,238,223.71	5,238,223.71	0.00	0.00	0.00%
ACCOUNT TOTALS	5,238,223.71	5,238,223.71	0.00	0.00	0.00%

## Summary of Cash Transactions

Transaction Category	Current Period			Year-to-Date	
	Income	Principal	Realized Gains/Losses	Income	Principal
OPENING BALANCE	0.00	0.00		0.00	0.00
DIVIDENDS	721.73	0.00	0.00	1,709.63	0.00
SALES AND REDEMPTIONS	0.00	4,234.80	0.00	0.00	2,330,448.10
OTHER CASH ADDITIONS	0.00	450,721.73	0.00	0.00	1,351,709.63
OTHER CASH DISBURSEMENTS	721.73 -	4,234.80 -	0.00	1,709.63 -	2,330,448.10 -
PURCHASES	0.00	450,721.73 -	0.00	0.00	1,351,709.63 -
CLOSING BALANCE	0.00	0.00	0.00	0.00	0.00

The above cash transactions summary is provided for information purposes only and may not reflect actual taxable income or deductible expenses as reportable under the Internal Revenue Code.

000310 XBNEF001 006643

5 9.0000 M 1 P03 S 98.578



BNY MELLON

The Bank of New York Mellon Trust Company, N.A.

Statement Period 03/01/2016 Through 03/31/2016  
Account 112605  
KCWA INFRASTRUCTURE ACCT

### Statement of Assets Held

Shares / Par Value	Asset Description	Market Price Average Cost	Market Value Cost	Accrued Income Est Annual Income	Market Yield
<b>CASH AND SHORT TERM</b>					
5,238,223.710	FIDELITY INSTL MMKT GOVT 57 CUSIP: X9USDFIIN	1.00000 1.00000	5,238,223.71 5,238,223.71	0.00 0.00	0.00% 0.00%
<b>Total CASH AND SHORT TERM</b>			<b>5,238,223.71</b>	<b>0.00</b>	<b>0.00%</b>
<b>ACCOUNT TOTALS</b>			<b>5,238,223.71</b>	<b>0.00</b>	<b>0.00%</b>
Total Market Value Plus Total Accrued Income 5,238,223.71					

### Statement of Transactions

Transaction Date	Transaction Description	Income	Principal	Cost	Realized Gains/Losses
03/01/16	OPENING BALANCE	0.00	0.00	4,791,736.78	
03/02/16	Dividend FIDELITY INSTL MMKT GOVT 57 TRADE DATE 03/02/16 SET/DATE 03/02/16 CUSIP X9USDFIIN 721.73 SHARES	721.73	0.00	0.00	0.00
03/02/16	Cash Credit CW00005528: SWP FRM 1126058401	0.00	721.73	0.00	0.00
03/02/16	Cash Debit CW00005528: SWP TO 1126058400	721.73 -	0.00	0.00	0.00
03/02/16	DAILY ENDING BALANCE	0.00	721.73	4,791,736.78	0.00
03/03/16	Purchase FIDELITY INSTL MMKT GOVT 57 TRADE DATE 03/03/16 SET/DATE 03/03/16 CUSIP X9USDFIIN 721.73 SHARES	0.00	721.73 -	721.73	0.00
03/03/16	DAILY ENDING BALANCE	0.00	0.00	4,792,458.51	0.00
03/29/16	Sale FIDELITY INSTL MMKT GOVT 57 TRADE DATE 03/29/16 SET/DATE 03/29/16 CUSIP X9USDFIIN 4,234.80 SHARES	0.00	4,234.80	4,234.80 -	0.00
03/29/16	Cash Debit CHEQUE NUMBER:0010093094 SITECOM CORPORATION (3PI/WRT1901907) EG WELL DEMO 250 APPLICATION 2 REQ AGAINST IFR DTD 03/18/2016 CSD:03/29/16	0.00	4,234.80 -	0.00	0.00
03/29/16	DAILY ENDING BALANCE	0.00	0.00	4,788,223.71	0.00
03/30/16	Purchase FIDELITY INSTL MMKT GOVT 57 TRADE DATE 03/30/16 SET/DATE 03/30/16 CUSIP X9USDFIIN 450,000.00 SHARES	0.00	450,000.00 -	450,000.00	0.00
03/30/16	Cash Credit CREDIT FROM REVENUE FUND TO INFRASTRUCTU RE FUND FOR MONTHLY FLOW OF FUNDS	0.00	450,000.00	0.00	0.00
03/30/16	DAILY ENDING BALANCE	0.00	0.00	5,238,223.71	0.00
03/31/16	CLOSING BALANCE	0.00	0.00	5,238,223.71	0.00

Cumulative realized capital gain and loss position from 12/31/2015 for securities held in principal of account:

Short Term: 0.00 \* Long Term: 0.00 \*

\* The above gain and loss position does not include transactions where tax cost information is incomplete or unavailable.



**BNY MELLON**

The Bank of New York Mellon Trust Company, N.A.

Statement Period 03/01/2016 Through 03/31/2016

Account 112605

KCWA INFRASTRUCTURE ACCT

000310 XBNEF001 006644

Cash and securities set forth on this Account Statement are held by The Bank of New York Mellon, an affiliate of The Bank of New York Mellon Trust Company, N.A. In addition, The Bank of New York Mellon Trust Company, N.A. may utilize subsidiaries and affiliates to provide services and certain products to the Account. Subsidiaries and affiliates may be compensated for their services and products.

The value of securities set forth on this Account Statement are obtained by The Bank of New York Mellon Trust Company, N.A., from its affiliate, The Bank of New York Mellon which determines such values for Corporate Trust on the basis of market prices and information obtained by The Bank of New York Mellon from unaffiliated third parties (including independent pricing vendors) ("third party pricing services"). The Bank of New York Mellon has not verified such market values or information and makes no assurances as to the accuracy or correctness of such market values or information or that the market values set forth on this Account Statement reflect the value of the securities that can be realized upon the sale of such securities. In addition, the market values for the securities set forth in this Account Statement may differ from the market prices and information for the same securities used by other business units of The Bank of New York Mellon Trust Company, N.A., The Bank of New York Mellon or their respective subsidiaries or affiliates based upon market prices and information received from other third party pricing services utilized by such other business units. Corporate Trust does not compare its market values with those used by, or reconcile different market values used by, other business units of The Bank of New York Mellon Trust Company, N.A., The Bank of New York Mellon or their respective subsidiaries or affiliates. Neither The Bank of New York Mellon Trust Company, N.A. nor The Bank of New York Mellon shall be liable for any loss, damage or expense incurred as a result of or arising from or related to the market values or information provided by third party pricing services or the differences in market prices or information provided by other third party pricing services.

0  
M  
1  
S  
9

***This Page Intentionally Blank***



# BNY MELLON

The Bank of New York Mellon Trust Company, N.A.

KENT COUNTY WATER AUTHORITY  
ATTN: FINANCE DIRECTOR  
1072 MAIN STREET  
WEST WARWICK, RI 02893-3724

## Account Statement

Statement Period 03/01/2016 Through 03/31/2016

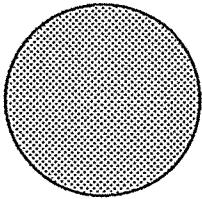
Account 112606  
KCWA OPER & MAIN RESERVE ACCT

CLIENT SERVICE MANAGER: SUSAN CALISE  
135 SANTILLI HIGHWAY AIM: 026-0018  
EVERETT, MA 02149  
617-382-5217  
SUSAN.CALISE@BNYMELLON.COM

Go Paperless. Securely access your account online to view your statements. Ask your BNY Mellon contact how we can help you access your accounts, enter your own transactions or submit an audit confirmation online. Also be sure to ask how Connect(SM), our new web-based, single sign-on platform can help you go paperless.

Visit us at [www.bnymellon.com](http://www.bnymellon.com)

## Account Overview



Percent of all Investments	Asset Classification	Market Value
100%	CASH AND SHORT TERM	2,639,337.49
100%	TOTAL OF ALL INVESTMENTS	2,639,337.49

## Summary of Assets Held

Asset Classification	Market Value	Cost	Accrued Income	Est Annual Income	Market Yield
CASH AND SHORT TERM	2,639,337.49	2,639,337.49	0.00	0.00	0.00%
ACCOUNT TOTALS	2,639,337.49	2,639,337.49	0.00	0.00	0.00%

## Summary of Cash Transactions

Transaction Category	Current Period			Year-to-Date	
	Income	Principal	Realized Gains/Losses	Income	Principal
OPENING BALANCE	0.00	0.00		0.00	0.00
DIVIDENDS	429.61	0.00	0.00	928.38	0.00
OTHER CASH ADDITIONS	0.00	429.61	0.00	0.00	928.38
OTHER CASH DISBURSEMENTS	429.61 -	0.00	0.00	928.38 -	0.00
PURCHASES	0.00	429.61 -	0.00	0.00	928.38 -
CLOSING BALANCE	0.00	0.00	0.00	0.00	0.00

The above cash transactions summary is provided for information purposes only and may not reflect actual taxable income or deductible expenses as reportable under the Internal Revenue Code.

000310 XBNEFO01 006645

00000 M 1 P03 S 98 580





BNY MELLON

The Bank of New York Mellon Trust Company, N.A.

Statement Period 03/01/2016 Through 03/31/2016

Account 112606

KCWA OPER & MAIN RESERVE ACCT

### Statement of Assets Held

Shares / Par Value	Asset Description	Market Price Average Cost	Market Value Cost	Accrued Income Est Annual Income	Market Yield
<b>CASH AND SHORT TERM</b>					
2,639,337.490	FIDELITY INSTL MMKT GOVT 57 CUSIP: X9USDFIIN	1.00000	2,639,337.49	0.00	0.00%
		1.00000	2,639,337.49	0.00	
<b>Total CASH AND SHORT TERM</b>			<b>2,639,337.49</b>	<b>0.00</b>	<b>0.00%</b>
			2,639,337.49	0.00	
<b>ACCOUNT TOTALS</b>			<b>2,639,337.49</b>	<b>0.00</b>	<b>0.00%</b>
Total Market Value Plus Total Accrued Income			2,639,337.49	0.00	

### Statement of Transactions

Transaction Date	Transaction Description	Income	Principal	Cost	Realized Gains/Losses
03/01/16	OPENING BALANCE	0.00	0.00	2,638,907.88	
03/02/16	Dividend FIDELITY INSTL MMKT GOVT 57 TRADE DATE 03/02/16 SET/DATE 03/02/16 CUSIP X9USDFIIN 429.61 SHARES	429.61	0.00	0.00	0.00
03/02/16	Cash Credit CW00005529: SWP FRM 1126068401	0.00	429.61	0.00	0.00
03/02/16	Cash Debit CW00005529: SWP TO 1126068400	429.61 -	0.00	0.00	0.00
03/02/16	DAILY ENDING BALANCE	0.00	429.61	2,638,907.88	0.00
03/03/16	Purchase FIDELITY INSTL MMKT GOVT 57 TRADE DATE 03/03/16 SET/DATE 03/03/16 CUSIP X9USDFIIN 429.61 SHARES	0.00	429.61 -	429.61	0.00
03/03/16	DAILY ENDING BALANCE	0.00	0.00	2,639,337.49	0.00
03/31/16	CLOSING BALANCE	0.00	0.00	2,639,337.49	0.00

Cumulative realized capital gain and loss position from 12/31/2015 for securities held in principal of account:

Short Term: 0.00 \* Long Term: 0.00 \*

\* The above gain and loss position does not include transactions where tax cost information is incomplete or unavailable.

Cash and securities set forth on this Account Statement are held by The Bank of New York Mellon, an affiliate of The Bank of New York Mellon Trust Company, N.A. In addition, The Bank of New York Mellon Trust Company, N.A. may utilize subsidiaries and affiliates to provide services and certain products to the Account. Subsidiaries and affiliates may be compensated for their services and products.

The value of securities set forth on this Account Statement are obtained by The Bank of New York Mellon Trust Company, N.A., from its affiliate, The Bank of New York Mellon which determines such values for Corporate Trust on the basis of market prices and information obtained by The Bank of New York Mellon from unaffiliated third parties (including independent pricing vendors) ("third party pricing services"). The Bank of New York Mellon has not verified such market values or information and makes no assurances as to the accuracy or correctness of such market values or information or that the market values set forth on this Account Statement reflect the value of the securities that can be realized upon the sale of such securities. In addition, the market values for the securities set forth in this Account Statement may differ from the market prices and information for the same securities used by other business units of The Bank of New York Mellon Trust Company, N.A., The Bank of New York Mellon or their respective subsidiaries or affiliates based upon market prices and information received from other third party pricing services utilized by such other business units. Corporate Trust does not compare its market values with those used by, or reconcile different market values used by, other business units of The Bank of New York Mellon Trust Company, N.A., The Bank of New York Mellon or their respective subsidiaries or affiliates. Neither The Bank of New York Mellon Trust Company, N.A. nor The Bank of New York Mellon shall be liable for any loss, damage or expense incurred as a result of or arising from or related to the market values or information provided by third party pricing services or the differences in market prices or information provided by other third party pricing services.



# BNY MELLON

The Bank of New York Mellon Trust Company, N.A.

KENT COUNTY WATER AUTHORITY  
ATTN: FINANCE DIRECTOR  
1072 MAIN STREET  
WEST WARWICK, RI 02893-3724

## Account Statement

Statement Period 03/01/2016 Through 03/31/2016

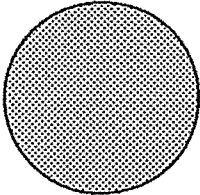
Account 112612  
KCWA DEBT SERVICE SAVINGS (2004)

CLIENT SERVICE MANAGER: SUSAN CALISE  
135 SANTILLI HIGHWAY AIM: 026-0018  
EVERETT, MA 02149  
617-382-5217  
SUSAN.CALISE@BNYMELLON.COM

Go Paperless. Securely access your account online to view your statements. Ask your BNY Mellon contact how we can help you access your accounts, enter your own transactions or submit an audit confirmation online. Also be sure to ask how Connect(SM), our new web-based, single sign-on platform can help you go paperless.

Visit us at [www.bnymellon.com](http://www.bnymellon.com)

## Account Overview



Percent of all Investments	Asset Classification	Market Value
100% ☺	CASH AND SHORT TERM	2,087,375.39
100%	TOTAL OF ALL INVESTMENTS	2,087,375.39

## Summary of Assets Held

Asset Classification	Market Value	Cost	Accrued Income	Est Annual Income	Market Yield
CASH AND SHORT TERM	2,087,375.39	2,087,375.39	0.00	0.00	0.00%
ACCOUNT TOTALS	2,087,375.39	2,087,375.39	0.00	0.00	0.00%

## Summary of Cash Transactions

Transaction Category	Current Period			Year-to-Date	
	Income	Principal	Realized Gains/Losses	Income	Principal
OPENING BALANCE	0.00	0.00		0.00	0.00
DIVIDENDS	310.05	0.00	0.00	649.22	0.00
OTHER CASH ADDITIONS	0.00	93,310.05	0.00	0.00	279,649.22
OTHER CASH DISBURSEMENTS	310.05 -	0.00	0.00	649.22 -	0.00
PURCHASES	0.00	93,310.05 -	0.00	0.00	279,649.22 -
CLOSING BALANCE	0.00	0.00	0.00	0.00	0.00

The above cash transactions summary is provided for information purposes only and may not reflect actual taxable income or deductible expenses as reportable under the Internal Revenue Code.

000310 XBNEF001 006646

C  
D  
E  
F  
G  
H  
I  
J  
K  
L  
M  
N  
O  
P  
Q  
R  
S  
T  
U  
V  
W  
X  
Y  
Z



**BNY MELLON**

The Bank of New York Mellon Trust Company, N.A.

Statement Period 03/01/2016 Through 03/31/2016

Account 112612

KCWA DEBT SERVICE SAVINGS (2004)

### Statement of Assets Held

Shares / Par Value	Asset Description	Market Price Average Cost	Market Value Cost	Accrued Income Est Annual Income	Market Yield
<b>CASH AND SHORT TERM</b>					
2,087,375.390	FIDELITY INSTL MMKT GOVT 57	1.00000	2,087,375.39	0.00	0.00%
	CUSIP: X9USDFIIN	1.00000	2,087,375.39	0.00	
<b>Total CASH AND SHORT TERM</b>			<b>2,087,375.39</b>	<b>0.00</b>	<b>0.00%</b>
			<b>2,087,375.39</b>	<b>0.00</b>	<b>0.00%</b>
<b>ACCOUNT TOTALS</b>					
Total Market Value Plus Total Accrued Income 2,087,375.39			<b>2,087,375.39</b>	<b>0.00</b>	<b>0.00%</b>

### Statement of Transactions

Transaction Date	Transaction Description	Income	Principal	Cost	Realized Gains/Losses
03/01/16	OPENING BALANCE	0.00	0.00	1,994,065.34	
03/02/16	Dividend FIDELITY INSTL MMKT GOVT 57 TRADE DATE 03/02/16 SET/DATE 03/02/16 CUSIP X9USDFIIN 310.05 SHARES	310.05	0.00	0.00	0.00
03/02/16	Cash Credit CW00005530: SWP FRM 1126128401	0.00	310.05	0.00	0.00
03/02/16	Cash Debit CW00005530: SWP TO 1126128400	310.05 -	0.00	0.00	0.00
03/02/16	DAILY ENDING BALANCE	0.00	310.05	1,994,065.34	0.00
03/03/16	Purchase FIDELITY INSTL MMKT GOVT 57 TRADE DATE 03/03/16 SET/DATE 03/03/16 CUSIP X9USDFIIN 310.05 SHARES	0.00	310.05 -	310.05	0.00
03/03/16	DAILY ENDING BALANCE	0.00	0.00	1,994,375.39	0.00
03/30/16	Purchase FIDELITY INSTL MMKT GOVT 57 TRADE DATE 03/30/16 SET/DATE 03/30/16 CUSIP X9USDFIIN 93,000.00 SHARES	0.00	93,000.00 -	93,000.00	0.00
03/30/16	Cash Credit CREDIT FROM REVENUE FUND TO DS SAVINGS F UND FOR MONTHLY FLOW OF FUNDS	0.00	93,000.00	0.00	0.00
03/30/16	DAILY ENDING BALANCE	0.00	0.00	2,087,375.39	0.00
03/31/16	CLOSING BALANCE	0.00	0.00	2,087,375.39	0.00

Cumulative realized capital gain and loss position from 12/31/2015 for securities held in principal of account:

Short Term: 0.00 \* Long Term: 0.00 \*

\* The above gain and loss position does not include transactions where tax cost information is incomplete or unavailable.

Cash and securities set forth on this Account Statement are held by The Bank of New York Mellon, an affiliate of The Bank of New York Mellon Trust Company, N.A. In addition, The Bank of New York Mellon Trust Company, N.A. may utilize subsidiaries and affiliates to provide services and certain products to the Account. Subsidiaries and affiliates may be compensated for their services and products.

The value of securities set forth on this Account Statement are obtained by The Bank of New York Mellon Trust Company, N.A., from its affiliate, The Bank of New York Mellon which determines such values for Corporate Trust on the basis of market prices and information obtained by The Bank of New York Mellon from unaffiliated third parties (including independent pricing vendors) ("third party pricing services"). The Bank of New York Mellon has not verified such market values or information and makes no assurances as to the accuracy or correctness of such market values or information or that the market values set forth on this Account Statement reflect the value of the securities that can be realized upon the sale of such securities. In addition, the market values for the securities set forth in this Account Statement may differ from the market prices and information for the same securities used by other business units of The Bank of New York Mellon Trust Company, N.A., The Bank of New York Mellon or their respective subsidiaries or affiliates based upon market prices and information received from other third party pricing services utilized by such other business units. Corporate Trust does not compare its market values with those used by, or reconcile different market values used by, other business units of The Bank of New York Mellon Trust Company, N.A., The Bank of New York Mellon or their respective subsidiaries or affiliates. Neither The Bank of New York Mellon Trust Company, N.A. nor The Bank of New York Mellon shall be liable for any loss, damage or expense incurred as a result of or arising from or related to the market values or information provided by third party pricing services or the differences in market prices or information provided by other third party pricing services.



# BNY MELLON

The Bank of New York Mellon Trust Company, N.A.

KENT COUNTY WATER AUTHORITY  
ATTN: FINANCE DIRECTOR  
1072 MAIN STREET  
WEST WARWICK, RI 02893-3724

## Account Statement

Statement Period 03/01/2016 Through 03/31/2016

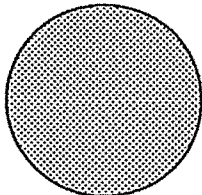
Account 112613  
KCWA SER 2004A DEBT SERV RESRV

CLIENT SERVICE MANAGER: SUSAN CALISE  
135 SANTILLI HIGHWAY AIM: 026-0018  
EVERETT, MA 02149  
617-382-5217  
SUSAN.CALISE@BNYMELLON.COM

Go Paperless. Securely access your account online to view your statements. Ask your BNY Mellon contact how we can help you access your accounts, enter your own transactions or submit an audit confirmation online. Also be sure to ask how Connect(SM), our new web-based, single sign-on platform can help you go paperless.

Visit us at [www.bnymellon.com](http://www.bnymellon.com)

## Account Overview



Percent of all Investments	Asset Classification	Market Value
100%	CASH AND SHORT TERM	1.12
100%	TOTAL OF ALL INVESTMENTS	1.12

## Summary of Assets Held

Asset Classification	Market Value	Cost	Accrued Income	Est Annual Income	Market Yield
CASH AND SHORT TERM	1.12	1.12	0.00	0.00	0.00%
ACCOUNT TOTALS	1.12	1.12	0.00	0.00	0.00%

## Summary of Cash Transactions

Transaction Category	Current Period			Year-to-Date	
	Income	Principal	Realized Gains/Losses	Income	Principal
OPENING BALANCE	0.00	0.00		0.00	0.00
CLOSING BALANCE	0.00	0.00	0.00	0.00	0.00

The above cash transactions summary is provided for information purposes only and may not reflect actual taxable income or deductible expenses as reportable under the Internal Revenue Code.

000310 XBNEF001 006947

C 9 0000 M 1 P03 S 98 582



**BNY MELLON**

The Bank of New York Mellon Trust Company, N.A.

Statement Period 03/01/2016 Through 03/31/2016

Account 112613

KCWA SER 2004A DEBT SERV RESRV

### Statement of Assets Held

Shares / Par Value	Asset Description	Market Price Average Cost	Market Value Cost	Accrued Income Est Annual Income	Market Yield
<b>CASH AND SHORT TERM</b>					
1.120	FIDELITY INSTL MMKT GOVT 57 CUSIP: X9USDFIIN	1.00000	1.12	0.00	0.00%
		1.00000	1.12	0.00	
<b>Total CASH AND SHORT TERM</b>			<b>1.12</b>	<b>0.00</b>	<b>0.00%</b>
			<b>1.12</b>	<b>0.00</b>	
<b>ACCOUNT TOTALS</b>					
Total Market Value Plus Total Accrued Income			<b>1.12</b>	<b>0.00</b>	<b>0.00%</b>
			<b>1.12</b>	<b>0.00</b>	

### Statement of Transactions

Transaction Date	Transaction Description	Income	Principal	Cost	Realized Gains/Losses
No Transactions This Period					

Cash and securities set forth on this Account Statement are held by The Bank of New York Mellon, an affiliate of The Bank of New York Mellon Trust Company, N.A. In addition, The Bank of New York Mellon Trust Company, N.A. may utilize subsidiaries and affiliates to provide services and certain products to the Account. Subsidiaries and affiliates may be compensated for their services and products.

The value of securities set forth on this Account Statement are obtained by The Bank of New York Mellon Trust Company, N.A., from its affiliate, The Bank of New York Mellon which determines such values for Corporate Trust on the basis of market prices and information obtained by The Bank of New York Mellon from unaffiliated third parties (including independent pricing vendors) ("third party pricing services"). The Bank of New York Mellon has not verified such market values or information and makes no assurances as to the accuracy or correctness of such market values or information or that the market values set forth on this Account Statement reflect the value of the securities that can be realized upon the sale of such securities. In addition, the market values for the securities set forth in this Account Statement may differ from the market prices and information for the same securities used by other business units of The Bank of New York Mellon Trust Company, N.A., The Bank of New York Mellon or their respective subsidiaries or affiliates based upon market prices and information received from other third party pricing services utilized by such other business units. Corporate Trust does not compare its market values with those used by, or reconcile different market values used by, other business units of The Bank of New York Mellon Trust Company, N.A., The Bank of New York Mellon or their respective subsidiaries or affiliates. Neither The Bank of New York Mellon Trust Company, N.A. nor The Bank of New York Mellon shall be liable for any loss, damage or expense incurred as a result of or arising from or related to the market values or information provided by third party pricing services or the differences in market prices or information provided by other third party pricing services.

FORM B  
1-1-13  
302026



# BNY MELLON

The Bank of New York Mellon Trust Company, N.A.

KENT COUNTY WATER AUTHORITY  
ATTN: FINANCE DIRECTOR  
1072 MAIN STREET  
WEST WARWICK, RI 02893-3724

## Account Statement

Statement Period 03/01/2016 Through 03/31/2016

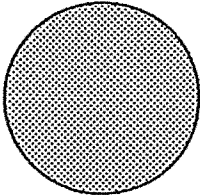
Account 667674  
KCWA RENEWAL/REPLACEMENT A/C (PUC - 1)  
MISC GSP / IMMS KCWA  
RENEWAL/REPLACEMENT A/C (PUC-1)

CLIENT SERVICE MANAGER: SUSAN CALISE  
135 SANTILLI HIGHWAY AIM: 026-0018  
EVERETT, MA 02149  
617-382-5217  
SUSAN.CALISE@BNYMELLON.COM

Go Paperless. Securely access your account online to view your statements. Ask your BNY Mellon contact how we can help you access your accounts, enter your own transactions or submit an audit confirmation online. Also be sure to ask how Connect(SM), our new web-based, single sign-on platform can help you go paperless.

Visit us at [www.bnymellon.com](http://www.bnymellon.com)

## Account Overview



Percent of all Investments	Asset Classification	Market Value
100%	CASH AND SHORT TERM	1,200,549.00
100%	TOTAL OF ALL INVESTMENTS	1,200,549.00

## Summary of Assets Held

Asset Classification	Market Value	Cost	Accrued Income	Est Annual Income	Market Yield
CASH AND SHORT TERM	1,200,549.00	1,200,549.00	0.00	0.00	0.00%
ACCOUNT TOTALS	1,200,549.00	1,200,549.00	0.00	0.00	0.00%

## Summary of Cash Transactions

Transaction Category	Current Period			Year-to-Date	
	Income	Principal	Realized Gains/Losses	Income	Principal
OPENING BALANCE	0.00	1,200,549.00		0.00	0.00
OTHER CASH ADDITIONS	0.00	0.00	0.00	0.00	1,200,549.00
CLOSING BALANCE	0.00	1,200,549.00	0.00	0.00	1,200,549.00

The above cash transactions summary is provided for information purposes only and may not reflect actual taxable income or deductible expenses as reportable under the Internal Revenue Code.

000310 XBNEF001 006848

11/17/16 5:38:58



**BNY MELLON**

The Bank of New York Mellon Trust Company, N.A.

Statement Period 03/01/2016 Through 03/31/2016

Account 667674

KCWA RENEWAL/REPLACEMENT A/C (PUC-1)

**Statement of Assets Held**

Shares / Par Value	Asset Description	Market Price Average Cost	Market Value Cost	Accrued Income Est Annual Income	Market Yield
<b>CASH AND SHORT TERM</b>					
	CASH BALANCE	0.00000	1,200,549.00	0.00	0.00%
		0.00000	1,200,549.00	0.00	
<b>Total CASH AND SHORT TERM</b>			<b>1,200,549.00</b>	<b>0.00</b>	<b>0.00%</b>
			<b>1,200,549.00</b>	<b>0.00</b>	
<b>ACCOUNT TOTALS</b>			<b>1,200,549.00</b>	<b>0.00</b>	<b>0.00%</b>
			<b>1,200,549.00</b>	<b>0.00</b>	
Total Market Value Plus Total Accrued Income 1,200,549.00					

**Statement of Transactions**

Transaction Date	Transaction Description	Income	Principal	Cost	Realized Gains/Losses
------------------	-------------------------	--------	-----------	------	-----------------------

No Transactions This Period

Cash and securities set forth on this Account Statement are held by The Bank of New York Mellon, an affiliate of The Bank of New York Mellon Trust Company, N.A. In addition, The Bank of New York Mellon Trust Company, N.A. may utilize subsidiaries and affiliates to provide services and certain products to the Account. Subsidiaries and affiliates may be compensated for their services and products.

The value of securities set forth on this Account Statement are obtained by The Bank of New York Mellon Trust Company, N.A., from its affiliate, The Bank of New York Mellon which determines such values for Corporate Trust on the basis of market prices and information obtained by The Bank of New York Mellon from unaffiliated third parties (including independent pricing vendors) ("third party pricing services"). The Bank of New York Mellon has not verified such market values or information and makes no assurances as to the accuracy or correctness of such market values or information or that the market values set forth on this Account Statement reflect the value of the securities that can be realized upon the sale of such securities. In addition, the market values for the securities set forth in this Account Statement may differ from the market prices and information for the same securities used by other business units of The Bank of New York Mellon Trust Company, N.A., The Bank of New York Mellon or their respective subsidiaries or affiliates based upon market prices and information received from other third party pricing services utilized by such other business units. Corporate Trust does not compare its market values with those used by, or reconcile different market values used by, other business units of The Bank of New York Mellon Trust Company, N.A., The Bank of New York Mellon or their respective subsidiaries or affiliates. Neither The Bank of New York Mellon Trust Company, N.A. nor The Bank of New York Mellon shall be liable for any loss, damage or expense incurred as a result of or arising from or related to the market values or information provided by third party pricing services or the differences in market prices or information provided by other third party pricing services.



**BNY MELLON**

The Bank of New York Mellon Trust Company, N.A.

**KENT COUNTY WATER AUTHORITY  
ATTN: FINANCE DIRECTOR  
1072 MAIN STREET  
WEST WARWICK, RI 02893-3724**

### Account Statement

Statement Period 03/01/2016 Through 03/31/2016

Account 667675  
KCWA RENEWAL/REPLACEMENT A/C (PUC - 1)  
MISC GSP / IMMS KCWA  
RENEWAL/REPLACEMENT A/C (PUC - 2)

**CLIENT SERVICE MANAGER: SUSAN CALISE**  
135 SANTILLI HIGHWAY AIM: 026-0018  
EVERETT, MA 02149  
617-382-5217  
SUSAN.CALISE@BNYMELLON.COM

Go Paperless. Securely access your account online to view your statements. Ask your BNY Mellon contact how we can help you access your accounts, enter your own transactions or submit an audit confirmation online. Also be sure to ask how Connect(SM), our new web-based, single sign-on platform can help you go paperless.

Visit us at [www.bnymellon.com](http://www.bnymellon.com)

### Summary of Assets Held

Asset Classification	Market Value	Cost	Accrued Income	Est Annual Income	Market Yield
No Assets Held					

### Summary of Cash Transactions

Transaction Category	Current Period			Year-to-Date	
	Income	Principal	Realized Gains/Losses	Income	Principal
OPENING BALANCE	0.00	0.00		0.00	0.00
CLOSING BALANCE	0.00	0.00	0.00	0.00	0.00

The above cash transactions summary is provided for information purposes only and may not reflect actual taxable income or deductible expenses as reportable under the Internal Revenue Code.

000310 XBINEF001 008649

c 0000 m 1 P03 s 98.584





**BNY MELLON**

The Bank of New York Mellon Trust Company, N.A.

Statement Period 03/01/2016 Through 03/31/2016

Account 667675

KCWA RENEWAL/REPLACEMENT A/C (PUC-2)

Cash and securities set forth on this Account Statement are held by The Bank of New York Mellon, an affiliate of The Bank of New York Mellon Trust Company, N.A. In addition, The Bank of New York Mellon Trust Company, N.A. may utilize subsidiaries and affiliates to provide services and certain products to the Account. Subsidiaries and affiliates may be compensated for their services and products.

The value of securities set forth on this Account Statement are obtained by The Bank of New York Mellon Trust Company, N.A., from its affiliate, The Bank of New York Mellon which determines such values for Corporate Trust on the basis of market prices and information obtained by The Bank of New York Mellon from unaffiliated third parties (including independent pricing vendors) ("third party pricing services"). The Bank of New York Mellon has not verified such market values or information and makes no assurances as to the accuracy or correctness of such market values or information or that the market values set forth on this Account Statement reflect the value of the securities that can be realized upon the sale of such securities. In addition, the market values for the securities set forth in this Account Statement may differ from the market prices and information for the same securities used by other business units of The Bank of New York Mellon Trust Company, N.A., The Bank of New York Mellon or their respective subsidiaries or affiliates based upon market prices and information received from other third party pricing services utilized by such other business units. Corporate Trust does not compare its market values with those used by, or reconcile different market values used by, other business units of The Bank of New York Mellon Trust Company, N.A., The Bank of New York Mellon or their respective subsidiaries or affiliates. Neither The Bank of New York Mellon Trust Company, N.A. nor The Bank of New York Mellon shall be liable for any loss, damage or expense incurred as a result of or arising from or related to the market values or information provided by third party pricing services or the differences in market prices or information provided by other third party pricing services.

0  
B  
M  
J  
U  
N  
1  
P  
U  
S  
S  
S  
O  
C  
I  
E  
T  
Y



March 31, 2016

BNY MELLON

00003668 02 AB 0.413 02 TR 00021 XBNE0001 000000  
KENT COUNTY WATER AUTHORITY  
ATTN: FINANCE DIRECTOR  
1072 MAIN STREET  
WEST WARWICK, RI 02893

Envelope Contents

Account Information	Number of Pages	Starting Page Number	Account Information	Number of Pages	Starting Page Number
KCWA SER 2012 DSR FUND 853023	2	1 of 8			
KCWA SER 2012 DEBT SERVICE FD 853024	2	3 of 8			
KCWA SER 2012 PJCT FD COI AC 853025	2	5 of 8			
KCWA DEBT SERVICE SAVINGS CIP 853026	2	7 of 8			

*This Page Intentionally Blank*



# BNY MELLON

The Bank of New York Mellon Trust Company, N.A.

KENT COUNTY WATER AUTHORITY  
ATTN: FINANCE DIRECTOR  
1072 MAIN STREET  
WEST WARWICK, RI 02893

## Account Statement

Statement Period 03/01/2016 Through 03/31/2016

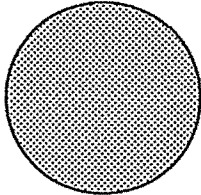
Account 853023  
KENT COUNTY WATER AUTHORITY GENERAL  
REFUNDING REVENUE BONDS 2012 SERIES A  
(853023)

CLIENT SERVICE MANAGER: SUSAN CALISE  
135 SANTILLI HIGHWAY AIM: 026-0018  
EVERETT, MA 02149  
617-382-5217  
SUSAN.CALISE@BNYMELLON.COM

Go Paperless. Securely access your account online to view your statements. Ask your BNY Mellon contact how we can help you access your accounts, enter your own transactions or submit an audit confirmation online. Also be sure to ask how Connect(SM), our new web-based, single sign-on platform can help you go paperless.

Visit us at [www.bnymellon.com](http://www.bnymellon.com)

## Account Overview



Percent of all Investments	Asset Classification	Market Value
100% ☉	CASH AND SHORT TERM	1,799,908.74
100%	TOTAL OF ALL INVESTMENTS	1,799,908.74

## Summary of Assets Held

Asset Classification	Market Value	Cost	Accrued Income	Est Annual Income	Market Yield
CASH AND SHORT TERM	1,799,908.74	1,799,908.74	0.00	0.00	0.00%
ACCOUNT TOTALS	1,799,908.74	1,799,908.74	0.00	0.00	0.00%

## Summary of Cash Transactions

Transaction Category	Current Period			Year-to-Date	
	Income	Principal	Realized Gains/Losses	Income	Principal
OPENING BALANCE	0.00	0.00		0.00	0.00
DIVIDENDS	292.99	0.00	0.00	633.15	0.00
PURCHASES	292.99 -	0.00	0.00	633.15 -	0.00
CLOSING BALANCE	0.00	0.00	0.00	0.00	0.00

The above cash transactions summary is provided for information purposes only and may not reflect actual taxable income or deductible expenses as reportable under the Internal Revenue Code.

003668 XBNE001 012352

5 9 0000 m 1 P03 s 98586



**BNY MELLON**

The Bank of New York Mellon Trust Company, N.A.

Statement Period 03/01/2016 Through 03/31/2016  
Account 853023  
KCWA SER 2012 DSR FUND

**Statement of Assets Held**

Shares / Par Value	Asset Description	Market Price Average Cost	Market Value Cost	Accrued Income Est Annual Income	Market Yield
<b>CASH AND SHORT TERM</b>					
812.550	FIDELITY INSTL MMKT GOVT 57 CUSIP: X9USDFIIN	1.00000	812.55	0.00	0.00%
1,799,096.190	FIDELITY INSTL MMKT GOVT 57 CUSIP: X9USDFIIN	1.00000	1,799,096.19	0.00	0.00%
	<b>Total CASH AND SHORT TERM</b>		<b>1,799,908.74</b>	<b>0.00</b>	<b>0.00%</b>

**ACCOUNT TOTALS**

Total Market Value Plus Total Accrued Income 1,799,908.74

1,799,908.74	0.00	0.00%
1,799,908.74	0.00	

**Statement of Transactions**

Transaction Date	Transaction Description	Income	Principal	Cost	Realized Gains/Losses
03/01/16	OPENING BALANCE	0.00	0.00	1,799,615.75	
03/02/16	Purchase FIDELITY INSTL MMKT GOVT 57 TRADE DATE 03/02/16 SET/DATE 03/02/16 CUSIP X9USDFIIN 292.99 SHARES	292.99 -	0.00	292.99	0.00
03/02/16	Dividend FIDELITY INSTL MMKT GOVT 57 TRADE DATE 03/02/16 SET/DATE 03/02/16 CUSIP X9USDFIIN 292.99 SHARES	292.99	0.00	0.00	0.00
03/02/16	DAILY ENDING BALANCE	0.00	0.00	1,799,908.74	0.00
03/31/16	CLOSING BALANCE	0.00	0.00	1,799,908.74	0.00

Cumulative realized capital gain and loss position from 12/31/2015 for securities held in principal of account:

Short Term:	0.00 *	Long Term:	0.00 *
-------------	--------	------------	--------

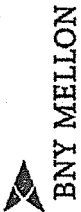
\* The above gain and loss position does not include transactions where tax cost information is incomplete or unavailable.

Cash and securities set forth on this Account Statement are held by The Bank of New York Mellon, an affiliate of The Bank of New York Mellon Trust Company, N.A. In addition, The Bank of New York Mellon Trust Company, N.A. may utilize subsidiaries and affiliates to provide services and certain products to the Account. Subsidiaries and affiliates may be compensated for their services and products.

The value of securities set forth on this Account Statement are obtained by The Bank of New York Mellon Trust Company, N.A., from its affiliate, The Bank of New York Mellon which determines such values for Corporate Trust on the basis of market prices and information obtained by The Bank of New York Mellon from unaffiliated third parties (including independent pricing vendors) ("third party pricing services"). The Bank of New York Mellon has not verified such market values or information and makes no assurances as to the accuracy or correctness of such market values or information or that the market values set forth on this Account Statement reflect the value of the securities that can be realized upon the sale of such securities. In addition, the market values for the securities set forth in this Account Statement may differ from the market prices and information for the same securities used by other business units of The Bank of New York Mellon Trust Company, N.A., The Bank of New York Mellon or their respective subsidiaries or affiliates based upon market prices and information received from other third party pricing services utilized by such other business units. Corporate Trust does not compare its market values with those used by, or reconcile different market values used by, other business units of The Bank of New York Mellon Trust Company, N.A., The Bank of New York Mellon or their respective subsidiaries or affiliates. Neither The Bank of New York Mellon Trust Company, N.A. nor The Bank of New York Mellon shall be liable for any loss, damage or expense incurred as a result of or arising from or related to the market values or information provided by third party pricing services or the differences in market prices or information provided by other third party pricing services.



February 29, 2016



00000275 04 MB 1.433 04 TR 00007 XBNEF401 000000  
 KENT COUNTY WATER AUTHORITY  
 ATTN: FINANCE DIRECTOR  
 1072 MAIN STREET  
 WEST WARWICK, RI 02893-3724

Envelope Contents

Account Information	Number of Pages	Starting Page Number	Account Information	Number of Pages	Starting Page Number
KCWA GENERAL REVENUE ACCOUNT 112600	4	1 of 28	KCWA DEBT SERVICE SAVINGS (2004) 112612	2	21 of 28
KCWA OPERATING REVENUE ALLOWANCE 112601	2	5 of 28	KCWA SER 2004A DEBT SERV RESRV 112613	2	23 of 28
KCWA GEN OP & MAINT ACCT 112602	4	7 of 28	KCWA RENEWAL/REPLACEMENT A/C (PUC-1) 667674	2	25 of 28
KCWA GEN REN & REP RESV ACCT 112603	2	11 of 28	KCWA RENEWAL/REPLACEMENT A/C (PUC-2) 667675	2	27 of 28
KCWA GEN RENEWAL AND REPLACEMENT AC 112604	2	13 of 28			
KCWA INFRASTRUCTURE ACCT 112605	4	15 of 28			
KCWA OPER & MAIN RESERVE ACCT 112606	2	19 of 28			

*This Page Intentionally Blank*



**BNY MELLON**

The Bank of New York Mellon Trust Company, N.A.

**KENT COUNTY WATER AUTHORITY**  
ATTN: FINANCE DIRECTOR  
1072 MAIN STREET  
WEST WARWICK, RI 02893-3724

### Account Statement

Statement Period 02/01/2016 Through 02/29/2016

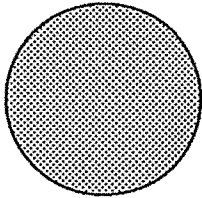
Account 112600  
KCWA GENERAL REVENUE ACCOUNT

**CLIENT SERVICE MANAGER: SUSAN CALISE**  
135 SANTILLI HIGHWAY AIM: 026-0018  
EVERETT, MA 02149  
617-382-5217  
SUSAN.CALISE@BNYMELLON.COM

Go Paperless. Securely access your account online to view your statements. Ask your BNY Mellon contact how we can help you access your accounts, enter your own transactions or submit an audit confirmation online. Also be sure to ask how Connect(SM), our new web-based, single sign-on platform can help you go paperless.

Visit us at [www.bnymellon.com](http://www.bnymellon.com)

### Account Overview



Percent of all Investments	Asset Classification	Market Value
100%	CASH AND SHORT TERM	1,332,908.09
100%	<b>TOTAL OF ALL INVESTMENTS</b>	<b>1,332,908.09</b>

### Summary of Assets Held

Asset Classification	Market Value	Cost	Accrued Income	Est Annual Income	Market Yield
CASH AND SHORT TERM	1,332,908.09	1,332,908.09	0.00	0.00	0.00%
<b>ACCOUNT TOTALS</b>	<b>1,332,908.09</b>	<b>1,332,908.09</b>	<b>0.00</b>	<b>0.00</b>	<b>0.00%</b>

### Summary of Cash Transactions

Transaction Category	Current Period			Year-to-Date	
	Income	Principal	Realized Gains/Losses	Income	Principal
OPENING BALANCE	0.00	0.00		0.00	0.00
DIVIDENDS	204.39	0.00	0.00	277.59	0.00
SALES AND REDEMPTIONS	0.00	1,168,642.98	0.00	0.00	3,058,161.72
OTHER CASH ADDITIONS	0.00	1,165,215.98	0.00	0.00	4,288,804.21
OTHER CASH DISBURSEMENTS	204.39 -	1,171,209.67 -	0.00	277.59 -	4,174,383.66 -
PURCHASES	0.00	1,162,649.29 -	0.00	0.00	3,172,582.27 -
<b>CLOSING BALANCE</b>	<b>0.00</b>	<b>0.00</b>	<b>0.00</b>	<b>0.00</b>	<b>0.00</b>

The above cash transactions summary is provided for information purposes only and may not reflect actual taxable income or deductible expenses as reportable under the Internal Revenue Code.

000275 XBNEF401 005920





BNY MELLON

The Bank of New York Mellon Trust Company, N.A.

Statement Period 02/01/2016 Through 02/29/2016  
Account 112600  
KCWA GENERAL REVENUE ACCOUNT

Statement of Assets Held

Shares / Par Value	Asset Description	Market Price Average Cost	Market Value Cost	Accrued Income Est Annual Income	Market Yield
<b>CASH AND SHORT TERM</b>					
1,332,908.090	FIDELITY INSTL MMKT GOVT 57	1.00000	1,332,908.09	0.00	0.00%
	CUSIP: X9USDFIIN	1.00000	1,332,908.09	0.00	0.00%
<b>Total CASH AND SHORT TERM</b>			<b>1,332,908.09</b>	<b>0.00</b>	<b>0.00%</b>
			<b>1,332,908.09</b>	<b>0.00</b>	<b>0.00%</b>
<b>ACCOUNT TOTALS</b>			<b>1,332,908.09</b>	<b>0.00</b>	<b>0.00%</b>
Total Market Value Plus Total Accrued Income 1,332,908.09			<b>1,332,908.09</b>	<b>0.00</b>	<b>0.00%</b>

Statement of Transactions

Transaction Date	Transaction Description	Income	Principal	Cost	Realized Gains/Losses
02/01/16	OPENING BALANCE	0.00	0.00	1,338,901.78	
02/02/16	Dividend FIDELITY INSTL MMKT GOVT 57 TRADE DATE 02/02/16 SET/DATE 02/02/16 CUSIP X9USDFIIN 204.39 SHARES	204.39	0.00	0.00	0.00
02/02/16	Cash Credit CW00005523: SWP FRM 1126008401	0.00	204.39	0.00	0.00
02/02/16	Cash Debit CW00005523: SWP TO 1126008400	204.39 -	0.00	0.00	0.00
02/02/16	DAILY ENDING BALANCE	0.00	204.39	1,338,901.78	0.00
02/03/16	Purchase FIDELITY INSTL MMKT GOVT 57 TRADE DATE 02/03/16 SET/DATE 02/03/16 CUSIP X9USDFIIN 204.39 SHARES	0.00	204.39 -	204.39	0.00
02/03/16	DAILY ENDING BALANCE	0.00	0.00	1,339,106.17	0.00
02/11/16	Sale FIDELITY INSTL MMKT GOVT 57 TRADE DATE 02/11/16 SET/DATE 02/11/16 CUSIP X9USDFIIN 300,000.00 SHARES	0.00	300,000.00	300,000.00 -	0.00
02/11/16	Cash Debit TRANSFER FROM GENERAL FUND TO O&M FUND F OR PARTIAL FUNDING OF APPROVED BUDGET	0.00	300,000.00 -	0.00	0.00
02/11/16	DAILY ENDING BALANCE	0.00	0.00	1,039,106.17	0.00
02/12/16	Purchase FIDELITY INSTL MMKT GOVT 57 TRADE DATE 02/12/16 SET/DATE 02/12/16 CUSIP X9USDFIIN 664,177.38 SHARES	0.00	664,177.38 -	664,177.38	0.00
02/12/16	Cash Credit ORD CUST:95690040 KENT COUNTY WATER CMDI 23 BROAD STREET WE ORD INST:WASHINGTON TRUST COMPANY WESTERLY, RHODE ISLAND DETAIL:KENT COUNTY WATER AUTHORITY/REC/ 000 IMA:20160212QMGFT005 000503 FTS:FD1602121014200	0.00	664,177.38	0.00	0.00
02/12/16	DAILY ENDING BALANCE	0.00	0.00	1,703,283.55	0.00
02/17/16	Sale FIDELITY INSTL MMKT GOVT 57 TRADE DATE 02/17/16 SET/DATE 02/17/16 CUSIP X9USDFIIN 68,951.35 SHARES	0.00	68,951.35	68,951.35 -	0.00
02/17/16	Cash Debit TRANSFER OF FUNDS TO BACK THE MONTHLY WA	0.00	68,951.35 -	0.00	0.00

00000  
1 P03 \$ 92.352



**BNY MELLON**

The Bank of New York Mellon Trust Company, N.A.

Statement Period 02/01/2016 Through 02/29/2016

Account 112600

KCWA GENERAL REVENUE ACCOUNT

**Statement of Transactions - Continued**

000275 XBNEF401 005921

Transaction Date	Transaction Description	Income	Principal	Cost	Realized Gains/Losses
02/17/16	TER PROTECTION CHECKS DAILY ENDING BALANCE	0.00	0.00	1,634,332.20	0.00
02/24/16	Purchase FIDELITY INSTL MMKT GOVT 57 TRADE DATE 02/24/16 SET/DATE 02/24/16 CUSIP X9USDFIIN 498,267.52 SHARES	0.00	498,267.52 -	498,267.52	0.00
02/24/16	Cash Credit ORD CUST:95690040 KENT COUNTY WATER CMDI 23 BROAD STREET WE ORD INST:WASHINGTON TRUST COMPANY WESTERLY, RHODE ISLAND DETAIL:KENT COUNTY WATER AUTHORITY/REC/ 000 IMA:20160224QMGFT001 000040 FTS:FDF1602240496000	0.00	498,267.52	0.00	0.00
02/24/16	DAILY ENDING BALANCE	0.00	0.00	2,132,599.72	0.00
02/29/16	Sale FIDELITY INSTL MMKT GOVT 57 TRADE DATE 02/29/16 SET/DATE 02/29/16 CUSIP X9USDFIIN 799,691.63 SHARES	0.00	799,691.63	799,691.63 -	0.00
02/29/16	Cash Credit TRANSFER OF FUNDS BACK TO GENERAL ACCT FROM 2012 DS FUND DUE TO AN EXCESS OF 366.67 BEING SENT TO 2012 DS FOR THE PAST 7 MONTHS	0.00	2,566.69	0.00	0.00
02/29/16	Cash Debit TRANSFER FOR MONTH ENDS FLOW OF FUNDS	0.00	802,258.32 -	0.00	0.00
02/29/16	DAILY ENDING BALANCE	0.00	0.00	1,332,908.09	0.00
02/29/16	CLOSING BALANCE	0.00	0.00	1,332,908.09	0.00

Cumulative realized capital gain and loss position from 12/31/2015 for securities held in principal of account:

Short Term: 0.00 \* Long Term: 0.00 \*

\* The above gain and loss position does not include transactions where tax cost information is incomplete or unavailable.

Cash and securities set forth on this Account Statement are held by The Bank of New York Mellon, an affiliate of The Bank of New York Mellon Trust Company, N.A. In addition, The Bank of New York Mellon Trust Company, N.A. may utilize subsidiaries and affiliates to provide services and certain products to the Account. Subsidiaries and affiliates may be compensated for their services and products.

The value of securities set forth on this Account Statement are obtained by The Bank of New York Mellon Trust Company, N.A., from its affiliate, The Bank of New York Mellon which determines such values for Corporate Trust on the basis of market prices and information obtained by The Bank of New York Mellon from unaffiliated third parties (including independent pricing vendors) ("third party pricing services"). The Bank of New York Mellon has not verified such market values or information and makes no assurances as to the accuracy or correctness of such market values or information or that the market values set forth on this Account Statement reflect the value of the securities that can be realized upon the sale of such securities. In addition, the market values for the securities set forth in this Account Statement may differ from the market prices and information for the same securities used by other business units of The Bank of New York Mellon Trust Company, N.A., The Bank of New York Mellon or their respective subsidiaries or affiliates based upon market prices and information received from other third party pricing services utilized by such other business units. Corporate Trust does not compare its market values with those used by, or reconcile different market values used by, other business units of The Bank of New York Mellon Trust Company, N.A., The Bank of New York Mellon or their respective subsidiaries or affiliates. Neither The Bank of New York Mellon Trust Company, N.A. nor The Bank of New York Mellon shall be liable for any loss, damage or expense incurred as a result of or arising from or related to the market values or information provided by third party pricing services or the differences in market prices or information provided by other third party pricing services.

11/0000 11/ 11/13 5 26/2013

***This Page Intentionally Blank***



**BNY MELLON**

The Bank of New York Mellon Trust Company, N.A.

**KENT COUNTY WATER AUTHORITY**  
**ATTN: FINANCE DIRECTOR**  
**1072 MAIN STREET**  
**WEST WARWICK, RI 02893-3724**

**Account Statement**

Statement Period 02/01/2016 Through 02/29/2016

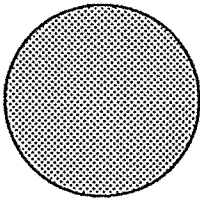
Account 112601  
 KCWA OPERATING REVENUE ALLOWANCE

**CLIENT SERVICE MANAGER: SUSAN CALISE**  
 135 SANTILLI HIGHWAY AIM: 026-0018  
 EVERETT, MA 02149  
 617-382-5217  
 SUSAN.CALISE@BNYMELLON.COM

Go Paperless. Securely access your account online to view your statements. Ask your BNY Mellon contact how we can help you access your accounts, enter your own transactions or submit an audit confirmation online. Also be sure to ask how Connect(SM), our new web-based, single sign-on platform can help you go paperless.

Visit us at [www.bnymellon.com](http://www.bnymellon.com)

**Account Overview**



Percent of all Investments	Asset Classification	Market Value
100%	CASH AND SHORT TERM	1,094,959.32
100%	TOTAL OF ALL INVESTMENTS	1,094,959.32

**Summary of Assets Held**

Asset Classification	Market Value	Cost	Accrued Income	Est Annual Income	Market Yield
CASH AND SHORT TERM	1,094,959.32	1,094,959.32	0.00	0.00	0.00%
ACCOUNT TOTALS	1,094,959.32	1,094,959.32	0.00	0.00	0.00%

**Summary of Cash Transactions**

Transaction Category	Current Period			Year-to-Date	
	Income	Principal	Realized Gains/Losses	Income	Principal
OPENING BALANCE	0.00	0.00		0.00	0.00
DIVIDENDS	169.86	0.00	0.00	256.16	0.00
SALES AND REDEMPTIONS	0.00	0.00	0.00	0.00	607,077.00
OTHER CASH ADDITIONS	0.00	24,474.52	0.00	0.00	48,865.48
OTHER CASH DISBURSEMENTS	169.86 -	0.00	0.00	256.16 -	607,077.00 -
PURCHASES	0.00	24,474.52 -	0.00	0.00	48,865.48 -
CLOSING BALANCE	0.00	0.00	0.00	0.00	0.00

The above cash transactions summary is provided for information purposes only and may not reflect actual taxable income or deductible expenses as reportable under the Internal Revenue Code.

000275 XBENEF01 005922

KENT COUNTY WATER AUTHORITY



**BNY MELLON**

The Bank of New York Mellon Trust Company, N.A.

Statement Period 02/01/2016 Through 02/29/2016

Account 112601

KCWA OPERATING REVENUE ALLOWANCE

### Statement of Assets Held

Shares / Par Value	Asset Description	Market Price Average Cost	Market Value Cost	Accrued Income Est Annual Income	Market Yield
<b>CASH AND SHORT TERM</b>					
1,094,959.320	FIDELITY INSTL MMKT GOVT 57 CUSIP: X9USDFIIN	1.00000 1.00000	1,094,959.32 1,094,959.32	0.00 0.00	0.00% 0.00%
<b>Total CASH AND SHORT TERM</b>			<b>1,094,959.32</b>	<b>0.00</b>	<b>0.00%</b>
<b>ACCOUNT TOTALS</b>			<b>1,094,959.32</b>	<b>0.00</b>	<b>0.00%</b>
Total Market Value Plus Total Accrued Income 1,094,959.32			<b>1,094,959.32</b>	<b>0.00</b>	

### Statement of Transactions

Transaction Date	Transaction Description	Income	Principal	Cost	Realized Gains/Losses
02/01/16	OPENING BALANCE	0.00	0.00	1,070,484.80	
02/02/16	Dividend FIDELITY INSTL MMKT GOVT 57 TRADE DATE 02/02/16 SET/DATE 02/02/16 CUSIP X9USDFIIN 169.86 SHARES	169.86	0.00	0.00	0.00
02/02/16	Cash Credit CW00005524: SWP FRM 1126018401	0.00	169.86	0.00	0.00
02/02/16	Cash Debit CW00005524: SWP TO 1126018400	169.86	0.00	0.00	0.00
02/02/16	DAILY ENDING BALANCE	0.00	169.86	1,070,484.80	0.00
02/03/16	Purchase FIDELITY INSTL MMKT GOVT 57 TRADE DATE 02/03/16 SET/DATE 02/03/16 CUSIP X9USDFIIN 169.86 SHARES	0.00	169.86	169.86	0.00
02/03/16	DAILY ENDING BALANCE	0.00	0.00	1,070,654.66	0.00
02/29/16	Purchase FIDELITY INSTL MMKT GOVT 57 TRADE DATE 02/29/16 SET/DATE 02/29/16 CUSIP X9USDFIIN 24,304.66 SHARES	0.00	24,304.66	24,304.66	0.00
02/29/16	Cash Credit CREDIT FROM REVENUE FUND TO OPERATING FUND FOR MONTHLY FLOW OF FUNDS	0.00	24,304.66	0.00	0.00
02/29/16	DAILY ENDING BALANCE	0.00	0.00	1,094,959.32	0.00
02/29/16	CLOSING BALANCE	0.00	0.00	1,094,959.32	0.00

Cumulative realized capital gain and loss position from 12/31/2015 for securities held in principal of account:

Short Term: 0.00 \* Long Term: 0.00 \*

\* The above gain and loss position does not include transactions where tax cost information is incomplete or unavailable.

Cash and securities set forth on this Account Statement are held by The Bank of New York Mellon, an affiliate of The Bank of New York Mellon Trust Company, N.A. In addition, The Bank of New York Mellon Trust Company, N.A. may utilize subsidiaries and affiliates to provide services and certain products to the Account. Subsidiaries and affiliates may be compensated for their services and products.

The value of securities set forth on this Account Statement are obtained by The Bank of New York Mellon Trust Company, N.A., from its affiliate, The Bank of New York Mellon which determines such values for Corporate Trust on the basis of market prices and information obtained by The Bank of New York Mellon from unaffiliated third parties (including independent pricing vendors) ("third party pricing services"). The Bank of New York Mellon has not verified such market values or information and makes no assurances as to the accuracy or correctness of such market values or information or that the market values set forth on this Account Statement reflect the value of the securities that can be realized upon the sale of such securities. In addition, the market values for the securities set forth in this Account Statement may differ from the market prices and information for the same securities used by other business units of The Bank of New York Mellon Trust Company, N.A., The Bank of New York Mellon or their respective subsidiaries or affiliates based upon market prices and information received from other third party pricing services utilized by such other business units. Corporate Trust does not compare its market values with those used by, or reconcile different market values used by, other business units of The Bank of New York Mellon Trust Company, N.A., The Bank of New York Mellon or their respective subsidiaries or affiliates. Neither The Bank of New York Mellon Trust Company, N.A. nor The Bank of New York Mellon shall be liable for any loss, damage or expense incurred as a result of or arising from or related to the market values or information provided by third party pricing services or the differences in market prices or information provided by other third party pricing services.

9 0000  
1 F03 5 92324



**BNY MELLON**

The Bank of New York Mellon Trust Company, N.A.

**KENT COUNTY WATER AUTHORITY  
ATTN: FINANCE DIRECTOR  
1072 MAIN STREET  
WEST WARWICK, RI 02893-3724**

### Account Statement

Statement Period 02/01/2016 Through 02/29/2016

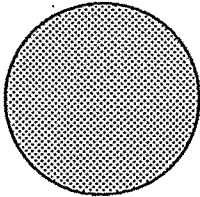
Account 112602  
KCWA GEN OP & MAINT ACCT

**CLIENT SERVICE MANAGER: SUSAN CALISE**  
135 SANTILLI HIGHWAY AIM: 026-0018  
EVERETT, MA 02149  
617-382-5217  
SUSAN.CALISE@BNYMELLON.COM

Go Paperless. Securely access your account online to view your statements. Ask your BNY Mellon contact how we can help you access your accounts, enter your own transactions or submit an audit confirmation online. Also be sure to ask how Connect(SM), our new web-based, single sign-on platform can help you go paperless.

Visit us at [www.bnymellon.com](http://www.bnymellon.com)

### Account Overview



Percent of all Investments	Asset Classification	Market Value
100% ☺	CASH AND SHORT TERM	0.43
100%	TOTAL OF ALL INVESTMENTS	0.43

### Summary of Assets Held

Asset Classification	Market Value	Cost	Accrued Income	Est Annual Income	Market Yield
CASH AND SHORT TERM	0.43	0.43	0.00	0.00	0.00%
ACCOUNT TOTALS	0.43	0.43	0.00	0.00	0.00%

### Summary of Cash Transactions

Transaction Category	Current Period			Year-to-Date	
	Income	Principal	Realized Gains/Losses	Income	Principal
OPENING BALANCE	0.00	0.00		0.00	0.00
DIVIDENDS	0.00	0.00	0.00	0.25	0.00
SALES AND REDEMPTIONS	0.00	68,951.17	0.00	0.00	68,951.17
OTHER CASH ADDITIONS	0.00	368,951.35	0.00	0.00	1,368,951.60
OTHER CASH DISBURSEMENTS	0.00	368,951.17 -	0.00	0.25 -	1,368,951.17 -
PURCHASES	0.00	68,951.35 -	0.00	0.00	68,951.60 -
CLOSING BALANCE	0.00	0.00	0.00	0.00	0.00

The above cash transactions summary is provided for information purposes only and may not reflect actual taxable income or deductible expenses as reportable under the Internal Revenue Code.

000275 XBNEF401 005923

000000 11 12 13 14 15 16 17 18 19 20 21 22 23 24 25 26 27 28 29 30 31 32 33 34 35 36 37 38 39 40 41 42 43 44 45 46 47 48 49 50 51 52 53 54 55 56 57 58 59 60 61 62 63 64 65 66 67 68 69 70 71 72 73 74 75 76 77 78 79 80 81 82 83 84 85 86 87 88 89 90 91 92 93 94 95 96 97 98 99 100



**BNY MELLON**

The Bank of New York Mellon Trust Company, N.A.

Statement Period 02/01/2016 Through 02/29/2016

Account 112602

KCWA GEN OP & MAINT ACCT

### Statement of Assets Held

Shares / Par Value	Asset Description	Market Price Average Cost	Market Value Cost	Accrued Income Est Annual Income	Market Yield
<b>CASH AND SHORT TERM</b>					
0.430	FIDELITY INSTL MMKT GOVT 57	1.00000	0.43	0.00	0.00%
	CUSIP: X9USDFIIN	1.00000	0.43	0.00	
<b>Total CASH AND SHORT TERM</b>			<b>0.43</b>	<b>0.00</b>	<b>0.00%</b>
			0.43	0.00	
<b>ACCOUNT TOTALS</b>					
Total Market Value Plus Total Accrued Income 0.43			0.43	0.00	0.00%

### Statement of Transactions

Transaction Date	Transaction Description	Income	Principal	Cost	Realized Gains/Losses
02/01/16	OPENING BALANCE	0.00	0.00	0.25	
02/11/16	Cash Credit TRANSFER TO O&M FUND FROM GENERAL FUND FOR PARTIAL FUNDING OF APPROVED BUDGET	0.00	300,000.00	0.00	0.00
02/11/16	Cash Debit BANK OF AMERICA N.A, RI 011500010 KCWA GENERAL FUND 728018921 WIRE TO KCWA- BOFA, PURPOSE OF PYMT- PARTIAL FUNDING OF APPROVED BUDGET PER REQ DTD 02/11/2015	0.00	300,000.00 -	0.00	0.00
02/11/16	DAILY ENDING BALANCE	0.00	0.00	0.25	0.00
02/17/16	Purchase FIDELITY INSTL MMKT GOVT 57 TRADE DATE 02/17/16 SET/DATE 02/17/16 CUSIP X9USDFIIN 68,951.35 SHARES	0.00	68,951.35 -	68,951.35	0.00
02/17/16	Cash Credit TRANSFER OF FUNDS TO BACK THE MONTHLY WA TER PROTECTION CHECKS	0.00	68,951.35	0.00	0.00
02/17/16	DAILY ENDING BALANCE	0.00	0.00	68,951.60	0.00
02/18/16	Sale FIDELITY INSTL MMKT GOVT 57 TRADE DATE 02/18/16 SET/DATE 02/18/16 CUSIP X9USDFIIN 68,951.17 SHARES	0.00	68,951.17	68,951.17 -	0.00
02/18/16	Cash Debit CHEQUE NUMBER:0010087307 RHODE ISLAND CLEAN WATER FINANCE WATER PROTECTION PYMT FOR DEC 2015 AND JAN 2016 PROVIDER KENT CO WATER AUTH GALLONS BILLED 304,150,704 CSD:02/18/16	0.00	7,109.13 -	0.00	0.00
02/18/16	Cash Debit CHEQUE NUMBER:0010087324 GENERAL TREASURER STATE OF RHODE WATER PROTECTION PYMT FOR 12/15 AND 1/16 PROVIDER KENT CNTY WTR AUTH GALLON BILLED 304 1500 704 CSD:02/18/16	0.00	61,842.04 -	0.00	0.00
02/18/16	DAILY ENDING BALANCE	0.00	0.00	0.43	0.00
02/29/16	CLOSING BALANCE	0.00	0.00	0.43	0.00

Cumulative realized capital gain and loss position from 12/31/2015 for securities held in principal of account:

Short Term: 0.00 \* Long Term: 0.00 \*

\* The above gain and loss position does not include transactions where tax cost information is incomplete or unavailable.

0.0000  
1 P03 S 92355



# BNY MELLON

The Bank of New York Mellon Trust Company, N.A.

Statement Period 02/01/2016 Through 02/29/2016

Account 112602

KCWA GEN OP & MAINT ACCT

000275 XBNEF401 005924

Cash and securities set forth on this Account Statement are held by The Bank of New York Mellon, an affiliate of The Bank of New York Mellon Trust Company, N.A. In addition, The Bank of New York Mellon Trust Company, N.A. may utilize subsidiaries and affiliates to provide services and certain products to the Account. Subsidiaries and affiliates may be compensated for their services and products.

The value of securities set forth on this Account Statement are obtained by The Bank of New York Mellon Trust Company, N.A., from its affiliate, The Bank of New York Mellon which determines such values for Corporate Trust on the basis of market prices and information obtained by The Bank of New York Mellon from unaffiliated third parties (including independent pricing vendors) ("third party pricing services"). The Bank of New York Mellon has not verified such market values or information and makes no assurances as to the accuracy or correctness of such market values or information or that the market values set forth on this Account Statement reflect the value of the securities that can be realized upon the sale of such securities. In addition, the market values for the securities set forth in this Account Statement may differ from the market prices and information for the same securities used by other business units of The Bank of New York Mellon Trust Company, N.A., The Bank of New York Mellon or their respective subsidiaries or affiliates based upon market prices and information received from other third party pricing services utilized by such other business units. Corporate Trust does not compare its market values with those used by, or reconcile different market values used by, other business units of The Bank of New York Mellon Trust Company, N.A., The Bank of New York Mellon or their respective subsidiaries or affiliates. Neither The Bank of New York Mellon Trust Company, N.A. nor The Bank of New York Mellon shall be liable for any loss, damage or expense incurred as a result of or arising from or related to the market values or information provided by third party pricing services or the differences in market prices or information provided by other third party pricing services.

g  
n  
m  
s  
92,356



***This Page Intentionally Blank***



# BNY MELLON

The Bank of New York Mellon Trust Company, N.A.

KENT COUNTY WATER AUTHORITY  
ATTN: FINANCE DIRECTOR  
1072 MAIN STREET  
WEST WARWICK, RI 02893-3724

## Account Statement

Statement Period 02/01/2016 Through 02/29/2016

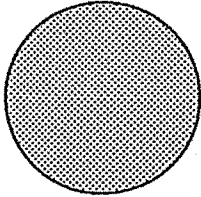
Account 112603  
KCWA GEN REN & REP RESV ACCT

CLIENT SERVICE MANAGER: SUSAN CALISE  
135 SANTILLI HIGHWAY AIM: 026-0018  
EVERETT, MA 02149  
617-382-5217  
SUSAN.CALISE@BNYMELLON.COM

Go Paperless. Securely access your account online to view your statements. Ask your BNY Mellon contact how we can help you access your accounts, enter your own transactions or submit an audit confirmation online. Also be sure to ask how Connect(SM), our new web-based, single sign-on platform can help you go paperless.

Visit us at [www.bnymellon.com](http://www.bnymellon.com)

## Account Overview



Percent of all Investments	Asset Classification	Market Value
100%	CASH AND SHORT TERM	1,376,300.74
100%	TOTAL OF ALL INVESTMENTS	1,376,300.74

## Summary of Assets Held

Asset Classification	Market Value	Cost	Accrued Income	Est Annual Income	Market Yield
CASH AND SHORT TERM	1,376,300.74	1,376,300.74	0.00	0.00	0.00%
ACCOUNT TOTALS	1,376,300.74	1,376,300.74	0.00	0.00	0.00%

## Summary of Cash Transactions

Transaction Category	Current Period			Year-to-Date	
	Income	Principal	Realized Gains/Losses	Income	Principal
OPENING BALANCE	0.00	0.00		0.00	0.00
DIVIDENDS	187.43	0.00	0.00	260.14	0.00
OTHER CASH ADDITIONS	0.00	187.43	0.00	0.00	260.14
OTHER CASH DISBURSEMENTS	187.43 -	0.00	0.00	260.14 -	0.00
PURCHASES	0.00	187.43 -	0.00	0.00	260.14 -
CLOSING BALANCE	0.00	0.00	0.00	0.00	0.00

The above cash transactions summary is provided for information purposes only and may not reflect actual taxable income or deductible expenses as reportable under the Internal Revenue Code.

000275 XBNEF401 005925

2  
00000  
M  
1-1-13  
S 92357



**BNY MELLON**

The Bank of New York Mellon Trust Company, N.A.

Statement Period 02/01/2016 Through 02/29/2016

Account 112603

KCWA GEN REN & REP RESV ACCT

### Statement of Assets Held

Shares / Par Value	Asset Description	Market Price Average Cost	Market Value Cost	Accrued Income Est Annual Income	Market Yield
<b>CASH AND SHORT TERM</b>					
1,376,300.740	FIDELITY INSTL MMKT GOVT 57	1.00000	1,376,300.74	0.00	0.00%
	CUSIP: X9USDFIIN	1.00000	1,376,300.74	0.00	0.00%
	<b>Total CASH AND SHORT TERM</b>		<b>1,376,300.74</b>	<b>0.00</b>	<b>0.00%</b>
<b>ACCOUNT TOTALS</b>			<b>1,376,300.74</b>	<b>0.00</b>	<b>0.00%</b>
Total Market Value Plus Total Accrued Income 1,376,300.74					

### Statement of Transactions

Transaction Date	Transaction Description	Income	Principal	Cost	Realized Gains/Losses
02/01/16	OPENING BALANCE	0.00	0.00	1,376,113.31	
02/02/16	Dividend FIDELITY INSTL MMKT GOVT 57 TRADE DATE 02/02/16 SET/DATE 02/02/16 CUSIP X9USDFIIN 187.43 SHARES	187.43	0.00	0.00	0.00
02/02/16	Cash Credit CW00005526: SWP FRM 1126038401	0.00	187.43	0.00	0.00
02/02/16	Cash Debit CW00005526: SWP TO 1126038400	187.43 -	0.00	0.00	0.00
02/02/16	DAILY ENDING BALANCE	0.00	187.43	1,376,113.31	0.00
02/03/16	Purchase FIDELITY INSTL MMKT GOVT 57 TRADE DATE 02/03/16 SET/DATE 02/03/16 CUSIP X9USDFIIN 187.43 SHARES	0.00	187.43 -	187.43	0.00
02/03/16	DAILY ENDING BALANCE	0.00	0.00	1,376,300.74	0.00
02/29/16	CLOSING BALANCE	0.00	0.00	1,376,300.74	0.00

Cumulative realized capital gain and loss position from 12/31/2015 for securities held in principal of account:

Short Term: 0.00 \* Long Term: 0.00 \*

\* The above gain and loss position does not include transactions where tax cost information is incomplete or unavailable.

Cash and securities set forth on this Account Statement are held by The Bank of New York Mellon, an affiliate of The Bank of New York Mellon Trust Company, N.A. In addition, The Bank of New York Mellon Trust Company, N.A. may utilize subsidiaries and affiliates to provide services and certain products to the Account. Subsidiaries and affiliates may be compensated for their services and products.

The value of securities set forth on this Account Statement are obtained by The Bank of New York Mellon Trust Company, N.A., from its affiliate, The Bank of New York Mellon which determines such values for Corporate Trust on the basis of market prices and information obtained by The Bank of New York Mellon from unaffiliated third parties (including independent pricing vendors) ("third party pricing services"). The Bank of New York Mellon has not verified such market values or information and makes no assurances as to the accuracy or correctness of such market values or information or that the market values set forth on this Account Statement reflect the value of the securities that can be realized upon the sale of such securities. In addition, the market values for the securities set forth in this Account Statement may differ from the market prices and information for the same securities used by other business units of The Bank of New York Mellon Trust Company, N.A., The Bank of New York Mellon or their respective subsidiaries or affiliates based upon market prices and information received from other third party pricing services utilized by such other business units. Corporate Trust does not compare its market values with those used by, or reconcile different market values used by, other business units of The Bank of New York Mellon Trust Company, N.A., The Bank of New York Mellon or their respective subsidiaries or affiliates. Neither The Bank of New York Mellon Trust Company, N.A. nor The Bank of New York Mellon shall be liable for any loss, damage or expense incurred as a result of or arising from or related to the market values or information provided by third party pricing services or the differences in market prices or information provided by other third party pricing services.

00000  
1 P.03  
5 02/29/16



# BNY MELLON

The Bank of New York Mellon Trust Company, N.A.

**KENT COUNTY WATER AUTHORITY**  
ATTN: FINANCE DIRECTOR  
1072 MAIN STREET  
WEST WARWICK, RI 02893-3724

## Account Statement

Statement Period 02/01/2016 Through 02/29/2016

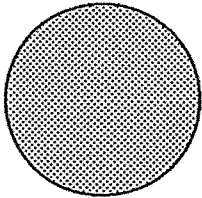
Account 112604  
KCWA GEN RENEWAL AND REPLACEMENT AC

**CLIENT SERVICE MANAGER: SUSAN CALISE**  
135 SANTILLI HIGHWAY AIM: 026-0018  
EVERETT, MA 02149  
617-382-5217  
SUSAN.CALISE@BNYMELLON.COM

Go Paperless. Securely access your account online to view your statements. Ask your BNY Mellon contact how we can help you access your accounts, enter your own transactions or submit an audit confirmation online. Also be sure to ask how Connect(SM), our new web-based, single sign-on platform can help you go paperless.

Visit us at [www.bnymellon.com](http://www.bnymellon.com)

## Account Overview



Percent of all Investments	Asset Classification	Market Value
100%	CASH AND SHORT TERM	105,736.82
100%	<b>TOTAL OF ALL INVESTMENTS</b>	<b>105,736.82</b>

## Summary of Assets Held

Asset Classification	Market Value	Cost	Accrued Income	Est Annual Income	Market Yield
CASH AND SHORT TERM	105,736.82	105,736.82	0.00	0.00	0.00%
<b>ACCOUNT TOTALS</b>	<b>105,736.82</b>	<b>105,736.82</b>	<b>0.00</b>	<b>0.00</b>	<b>0.00%</b>

## Summary of Cash Transactions

Transaction Category	Current Period			Year-to-Date	
	Income	Principal	Realized Gains/Losses	Income	Principal
OPENING BALANCE	0.00	0.00		0.00	0.00
DIVIDENDS	12.28	0.00	0.00	16.61	0.00
OTHER CASH ADDITIONS	0.00	8,345.61	0.00	0.00	16,683.27
OTHER CASH DISBURSEMENTS	12.28 -	0.00	0.00	16.61 -	0.00
PURCHASES	0.00	8,345.61 -	0.00	0.00	16,683.27 -
<b>CLOSING BALANCE</b>	<b>0.00</b>	<b>0.00</b>	<b>0.00</b>	<b>0.00</b>	<b>0.00</b>

The above cash transactions summary is provided for information purposes only and may not reflect actual taxable income or deductible expenses as reportable under the Internal Revenue Code.

000275 XBNEF401 005926

3 11/13 5 92388



**BNY MELLON**

The Bank of New York Mellon Trust Company, N.A.

Statement Period 02/01/2016 Through 02/29/2016

Account 112604

KCWA GEN RENEWAL AND REPLACEMENT AC

### Statement of Assets Held

Shares / Par Value	Asset Description	Market Price Average Cost	Market Value Cost	Accrued Income Est Annual Income	Market Yield
<b>CASH AND SHORT TERM</b>					
105,736.820	FIDELITY INSTL MMKT GOVT 57	1.00000	105,736.82	0.00	0.00%
	CUSIP: X9USDFIIN	1.00000	105,736.82	0.00	0.00%
	<b>Total CASH AND SHORT TERM</b>		<b>105,736.82</b>	<b>0.00</b>	<b>0.00%</b>
<b>ACCOUNT TOTALS</b>			<b>105,736.82</b>	<b>0.00</b>	<b>0.00%</b>
Total Market Value Plus Total Accrued Income 105,736.82					

### Statement of Transactions

Transaction Date	Transaction Description	Income	Principal	Cost	Realized Gains/Losses
02/01/16	OPENING BALANCE	0.00	0.00	97,391.21	
02/02/16	Dividend FIDELITY INSTL MMKT GOVT 57 TRADE DATE 02/02/16 SET/DATE 02/02/16 CUSIP X9USDFIIN 12.28 SHARES	12.28	0.00	0.00	0.00
02/02/16	Cash Credit CW00005527: SWP FRM 1126048401	0.00	12.28	0.00	0.00
02/02/16	Cash Debit CW00005527: SWP TO 1126048400	12.28	0.00	0.00	0.00
02/02/16	<b>DAILY ENDING BALANCE</b>	<b>0.00</b>	<b>12.28</b>	<b>97,391.21</b>	<b>0.00</b>
02/03/16	Purchase FIDELITY INSTL MMKT GOVT 57 TRADE DATE 02/03/16 SET/DATE 02/03/16 CUSIP X9USDFIIN 12.28 SHARES	0.00	12.28	12.28	0.00
02/03/16	<b>DAILY ENDING BALANCE</b>	<b>0.00</b>	<b>0.00</b>	<b>97,403.49</b>	<b>0.00</b>
02/29/16	Purchase FIDELITY INSTL MMKT GOVT 57 TRADE DATE 02/29/16 SET/DATE 02/29/16 CUSIP X9USDFIIN 8,333.33 SHARES	0.00	8,333.33	8,333.33	0.00
02/29/16	Cash Credit CREDIT FROM REVENUE FUND TO R AND R FUND FOR MONTHLY FLOW OF FUNDS	0.00	8,333.33	0.00	0.00
02/29/16	<b>DAILY ENDING BALANCE</b>	<b>0.00</b>	<b>0.00</b>	<b>105,736.82</b>	<b>0.00</b>
02/29/16	<b>CLOSING BALANCE</b>	<b>0.00</b>	<b>0.00</b>	<b>105,736.82</b>	<b>0.00</b>

Cumulative realized capital gain and loss position from 12/31/2015 for securities held in principal of account:

Short Term: 0.00 \* Long Term: 0.00 \*

\* The above gain and loss position does not include transactions where tax cost information is incomplete or unavailable.

Cash and securities set forth on this Account Statement are held by The Bank of New York Mellon, an affiliate of The Bank of New York Mellon Trust Company, N.A. In addition, The Bank of New York Mellon Trust Company, N.A. may utilize subsidiaries and affiliates to provide services and certain products to the Account. Subsidiaries and affiliates may be compensated for their services and products.

The value of securities set forth on this Account Statement are obtained by The Bank of New York Mellon Trust Company, N.A., from its affiliate, The Bank of New York Mellon which determines such values for Corporate Trust on the basis of market prices and information obtained by The Bank of New York Mellon from unaffiliated third parties (including independent pricing vendors) ("third party pricing services"). The Bank of New York Mellon has not verified such market values or information and makes no assurances as to the accuracy or correctness of such market values or information or that the market values set forth on this Account Statement reflect the value of the securities that can be realized upon the sale of such securities. In addition, the market values for the securities set forth in this Account Statement may differ from the market prices and information for the same securities used by other business units of The Bank of New York Mellon Trust Company, N.A., The Bank of New York Mellon or their respective subsidiaries or affiliates based upon market prices and information received from other third party pricing services utilized by such other business units. Corporate Trust does not compare its market values with those used by, or reconcile different market values used by, other business units of The Bank of New York Mellon Trust Company, N.A., The Bank of New York Mellon or their respective subsidiaries or affiliates. Neither The Bank of New York Mellon Trust Company, N.A. nor The Bank of New York Mellon shall be liable for any loss, damage or expense incurred as a result of or arising from or related to the market values or information provided by third party pricing services or the differences in market prices or information provided by other third party pricing services.



# BNY MELLON

The Bank of New York Mellon Trust Company, N.A.

KENT COUNTY WATER AUTHORITY  
ATTN: FINANCE DIRECTOR  
1072 MAIN STREET  
WEST WARWICK, RI 02893-3724

## Account Statement

Statement Period 02/01/2016 Through 02/29/2016

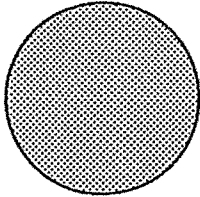
Account 112605  
KCWA INFRASTRUCTURE ACCT

CLIENT SERVICE MANAGER: SUSAN CALISE  
135 SANTILLI HIGHWAY AIM: 026-0018  
EVERETT, MA 02149  
617-382-5217  
SUSAN.CALISE@BNYMELLON.COM

Go Paperless. Securely access your account online to view your statements. Ask your BNY Mellon contact how we can help you access your accounts, enter your own transactions or submit an audit confirmation online. Also be sure to ask how Connect(SM), our new web-based, single sign-on platform can help you go paperless.

Visit us at [www.bnymellon.com](http://www.bnymellon.com)

## Account Overview



Percent of all Investments	Asset Classification	Market Value
100%	CASH AND SHORT TERM	4,791,736.78
100%	TOTAL OF ALL INVESTMENTS	4,791,736.78

## Summary of Assets Held

Asset Classification	Market Value	Cost	Accrued Income	Est Annual Income	Market Yield
CASH AND SHORT TERM	4,791,736.78	4,791,736.78	0.00	0.00	0.00%
ACCOUNT TOTALS	4,791,736.78	4,791,736.78	0.00	0.00	0.00%

## Summary of Cash Transactions

Transaction Category	Current Period			Year-to-Date	
	Income	Principal	Realized Gains/Losses	Income	Principal
OPENING BALANCE	0.00	0.00		0.00	0.00
DIVIDENDS	678.45	0.00	0.00	987.90	0.00
SALES AND REDEMPTIONS	0.00	206,562.44	0.00	0.00	2,326,213.30
OTHER CASH ADDITIONS	0.00	450,678.45	0.00	0.00	900,987.90
OTHER CASH DISBURSEMENTS	678.45 -	206,562.44 -	0.00	987.90 -	2,326,213.30 -
PURCHASES	0.00	450,678.45 -	0.00	0.00	900,987.90 -
CLOSING BALANCE	0.00	0.00	0.00	0.00	0.00

The above cash transactions summary is provided for information purposes only and may not reflect actual taxable income or deductible expenses as reportable under the Internal Revenue Code.

000275 XBNEF401 005927

C  
B  
M  
S 92 359



BNY MELLON

The Bank of New York Mellon Trust Company, N.A.

Statement Period 02/01/2016 Through 02/29/2016

Account 112605

KCWA INFRASTRUCTURE ACCT

Statement of Assets Held

Shares / Par Value	Asset Description	Market Price Average Cost	Market Value Cost	Accrued Income Est Annual Income	Market Yield
<b>CASH AND SHORT TERM</b>					
4,791,736.780	FIDELITY INSTL MMKT GOVT 57	1.00000	4,791,736.78	0.00	0.00%
	CUSIP: X9USDFIIN	1.00000	4,791,736.78	0.00	0.00%
<b>Total CASH AND SHORT TERM</b>			4,791,736.78	0.00	0.00%

<b>ACCOUNT TOTALS</b>			4,791,736.78	0.00	0.00%
Total Market Value Plus Total Accrued Income 4,791,736.78			4,791,736.78	0.00	

Statement of Transactions

Transaction Date	Transaction Description	Income	Principal	Cost	Realized Gains/Losses
02/01/16	OPENING BALANCE	0.00	0.00	4,547,620.77	
02/02/16	Dividend FIDELITY INSTL MMKT GOVT 57 TRADE DATE 02/02/16 SET/DATE 02/02/16 CUSIP X9USDFIIN 678.45 SHARES	678.45	0.00	0.00	0.00
02/02/16	Cash Credit CW00005528: SWP FRM 1126058401	0.00	678.45	0.00	0.00
02/02/16	Cash Debit CW00005528: SWP TO 1126058400	678.45 -	0.00	0.00	0.00
02/02/16	DAILY ENDING BALANCE	0.00	678.45	4,547,620.77	0.00
02/03/16	Purchase FIDELITY INSTL MMKT GOVT 57 TRADE DATE 02/03/16 SET/DATE 02/03/16 CUSIP X9USDFIIN 678.45 SHARES	0.00	678.45 -	678.45	0.00
02/03/16	DAILY ENDING BALANCE	0.00	0.00	4,548,299.22	0.00
02/12/16	Sale FIDELITY INSTL MMKT GOVT 57 TRADE DATE 02/12/16 SET/DATE 02/12/16 CUSIP X9USDFIIN 206,562.44 SHARES	0.00	206,562.44	206,562.44 -	0.00
02/12/16	Cash Debit CHEQUE NUMBER:0010086596 BOYLE AND FOGARTY PAYMENT ON BEHALF OF KCWA IFR 2014A 280 APPLICATION 11 CSD:02/12/16	0.00	161,530.16 - ✓	0.00	0.00
02/12/16	Cash Debit CHEQUE NUMBER:0010086600 BOYLE AND FOGARTY PAYMENT ON BEHALF OF KCWA IFR 2014B 281 APPLICATION 8 CSD:02/12/16	0.00	45,032.28 - ✓	0.00	0.00
02/12/16	DAILY ENDING BALANCE	0.00	0.00	4,341,736.78	0.00
02/29/16	Purchase FIDELITY INSTL MMKT GOVT 57 TRADE DATE 02/29/16 SET/DATE 02/29/16 CUSIP X9USDFIIN 450,000.00 SHARES	0.00	450,000.00 -	450,000.00	0.00
02/29/16	Cash Credit CREDIT FROM REVENUE FUND TO INFRASTRUCTURE FUND FOR MONTHLY FLOW OF FUNDS	0.00	450,000.00	0.00	0.00
02/29/16	DAILY ENDING BALANCE	0.00	0.00	4,791,736.78	0.00
02/29/16	CLOSING BALANCE	0.00	0.00	4,791,736.78	0.00

Cumulative realized capital gain and loss position from 12/31/2015 for securities held in principal of account:

Short Term: 0.00 \* Long Term: 0.00 \*

00000 1703 3 26203



**BNY MELLON**

The Bank of New York Mellon Trust Company, N.A.

Statement Period 02/01/2016 Through 02/29/2016  
Account 112605  
KCWA INFRASTRUCTURE ACCT

**Statement of Transactions - Continued**

000275 XBNEF401 005928

Transaction Date	Transaction Description	Income	Principal	Cost	Realized Gains/Losses
------------------	-------------------------	--------	-----------	------	-----------------------

\* The above gain and loss position does not include transactions where tax cost information is incomplete or unavailable.

Cash and securities set forth on this Account Statement are held by The Bank of New York Mellon, an affiliate of The Bank of New York Mellon Trust Company, N.A. In addition, The Bank of New York Mellon Trust Company, N.A. may utilize subsidiaries and affiliates to provide services and certain products to the Account. Subsidiaries and affiliates may be compensated for their services and products.

The value of securities set forth on this Account Statement are obtained by The Bank of New York Mellon Trust Company, N.A., from its affiliate, The Bank of New York Mellon which determines such values for Corporate Trust on the basis of market prices and information obtained by The Bank of New York Mellon from unaffiliated third parties (including independent pricing vendors) ("third party pricing services"). The Bank of New York Mellon has not verified such market values or information and makes no assurances as to the accuracy or correctness of such market values or information or that the market values set forth on this Account Statement reflect the value of the securities that can be realized upon the sale of such securities. In addition, the market values for the securities set forth in this Account Statement may differ from the market prices and information for the same securities used by other business units of The Bank of New York Mellon Trust Company, N.A., The Bank of New York Mellon or their respective subsidiaries or affiliates based upon market prices and information received from other third party pricing services utilized by such other business units. Corporate Trust does not compare its market values with those used by, or reconcile different market values used by, other business units of The Bank of New York Mellon Trust Company, N.A., The Bank of New York Mellon or their respective subsidiaries or affiliates. Neither The Bank of New York Mellon Trust Company, N.A. nor The Bank of New York Mellon shall be liable for any loss, damage or expense incurred as a result of or arising from or related to the market values or information provided by third party pricing services or the differences in market prices or information provided by other third party pricing services.

U  
M  
S  
92360



***This Page Intentionally Blank***



**BNY MELLON**

The Bank of New York Mellon Trust Company, N.A.

**KENT COUNTY WATER AUTHORITY**  
**ATTN: FINANCE DIRECTOR**  
**1072 MAIN STREET**  
**WEST WARWICK, RI 02893-3724**

**Account Statement**

Statement Period 02/01/2016 Through 02/29/2016

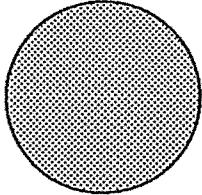
Account 112606  
 KCWA OPER & MAIN RESERVE ACCT

**CLIENT SERVICE MANAGER: SUSAN CALISE**  
 135 SANTILLI HIGHWAY AIM: 026-0018  
 EVERETT, MA 02149  
 617-382-5217  
 SUSAN.CALISE@BNYMELLON.COM

Go Paperless. Securely access your account online to view your statements. Ask your BNY Mellon contact how we can help you access your accounts, enter your own transactions or submit an audit confirmation online. Also be sure to ask how Connect(SM), our new web-based, single sign-on platform can help you go paperless.

Visit us at [www.bnymellon.com](http://www.bnymellon.com)

**Account Overview**



Percent of all Investments	Asset Classification	Market Value
100%	CASH AND SHORT TERM	2,638,907.88
100%	<b>TOTAL OF ALL INVESTMENTS</b>	<b>2,638,907.88</b>

**Summary of Assets Held**

Asset Classification	Market Value	Cost	Accrued Income	Est Annual Income	Market Yield
CASH AND SHORT TERM	2,638,907.88	2,638,907.88	0.00	0.00	0.00%
<b>ACCOUNT TOTALS</b>	<b>2,638,907.88</b>	<b>2,638,907.88</b>	<b>0.00</b>	<b>0.00</b>	<b>0.00%</b>

**Summary of Cash Transactions**

Transaction Category	Current Period			Year-to-Date	
	Income	Principal	Realized Gains/Losses	Income	Principal
OPENING BALANCE	0.00	0.00		0.00	0.00
DIVIDENDS	359.38	0.00	0.00	498.77	0.00
OTHER CASH ADDITIONS	0.00	359.38	0.00	0.00	498.77
OTHER CASH DISBURSEMENTS	359.38 -	0.00	0.00	498.77 -	0.00
PURCHASES	0.00	359.38 -	0.00	0.00	498.77 -
<b>CLOSING BALANCE</b>	<b>0.00</b>	<b>0.00</b>	<b>0.00</b>	<b>0.00</b>	<b>0.00</b>

The above cash transactions summary is provided for information purposes only and may not reflect actual taxable income or deductible expenses as reportable under the Internal Revenue Code.

000275 XBNEF401 005929

S 92361



**BNY MELLON**

The Bank of New York Mellon Trust Company, N.A.

Statement Period 02/01/2016 Through 02/29/2016

Account 112606

KCWA OPER & MAIN RESERVE ACCT

### Statement of Assets Held

Shares / Par Value	Asset Description	Market Price Average Cost	Market Value Cost	Accrued Income Est Annual Income	Market Yield
<b>CASH AND SHORT TERM</b>					
2,638,907.880	FIDELITY INSTL MMKT GOVT 57	1.00000	2,638,907.88	0.00	0.00%
	CUSIP: X9USDFIIN	1.00000	2,638,907.88	0.00	0.00%
<b>Total CASH AND SHORT TERM</b>			2,638,907.88	0.00	0.00%
<b>ACCOUNT TOTALS</b>			2,638,907.88	0.00	0.00%
Total Market Value Plus Total Accrued Income 2,638,907.88			2,638,907.88	0.00	0.00%

### Statement of Transactions

Transaction Date	Transaction Description	Income	Principal	Cost	Realized Gains/Losses
02/01/16	OPENING BALANCE	0.00	0.00	2,638,548.50	
02/02/16	Dividend FIDELITY INSTL MMKT GOVT 57 TRADE DATE 02/02/16 SET/DATE 02/02/16 CUSIP X9USDFIIN 359.38 SHARES	359.38	0.00	0.00	0.00
02/02/16	Cash Credit CW00005529: SWP FRM 1126068400	0.00	359.38	0.00	0.00
02/02/16	Cash Debit CW00005529: SWP TO 1126068400	359.38	0.00	0.00	0.00
02/02/16	DAILY ENDING BALANCE	0.00	359.38	2,638,548.50	0.00
02/03/16	Purchase FIDELITY INSTL MMKT GOVT 57 TRADE DATE 02/03/16 SET/DATE 02/03/16 CUSIP X9USDFIIN 359.38 SHARES	0.00	359.38	359.38	0.00
02/03/16	DAILY ENDING BALANCE	0.00	0.00	2,638,907.88	0.00
02/29/16	CLOSING BALANCE	0.00	0.00	2,638,907.88	0.00

Cumulative realized capital gain and loss position from 12/31/2015 for securities held in principal of account:

Short Term: 0.00 \* Long Term: 0.00 \*

\* The above gain and loss position does not include transactions where tax cost information is incomplete or unavailable.

Cash and securities set forth on this Account Statement are held by The Bank of New York Mellon, an affiliate of The Bank of New York Mellon Trust Company, N.A. In addition, The Bank of New York Mellon Trust Company, N.A. may utilize subsidiaries and affiliates to provide services and certain products to the Account. Subsidiaries and affiliates may be compensated for their services and products.

The value of securities set forth on this Account Statement are obtained by The Bank of New York Mellon Trust Company, N.A., from its affiliate, The Bank of New York Mellon which determines such values for Corporate Trust on the basis of market prices and information obtained by The Bank of New York Mellon from unaffiliated third parties (including independent pricing vendors) ("third party pricing services"). The Bank of New York Mellon has not verified such market values or information and makes no assurances as to the accuracy or correctness of such market values or information or that the market values set forth on this Account Statement reflect the value of the securities that can be realized upon the sale of such securities. In addition, the market values for the securities set forth in this Account Statement may differ from the market prices and information for the same securities used by other business units of The Bank of New York Mellon Trust Company, N.A., The Bank of New York Mellon or their respective subsidiaries or affiliates based upon market prices and information received from other third party pricing services utilized by such other business units. Corporate Trust does not compare its market values with those used by, or reconcile different market values used by, other business units of The Bank of New York Mellon Trust Company, N.A., The Bank of New York Mellon or their respective subsidiaries or affiliates. Neither The Bank of New York Mellon Trust Company, N.A. nor The Bank of New York Mellon shall be liable for any loss, damage or expense incurred as a result of or arising from or related to the market values or information provided by third party pricing services or the differences in market prices or information provided by other third party pricing services.

0 0000  
1 PLS  
5 36,381