

- 2-8. Provide the current balances in each restricted account. Please also include annual amounts required, monthly deposits made, any withdrawals (dollar amounts, to whom paid and why necessary), and monthly balances for the past 3 years for each account. Please include copies of bank statements for each restricted account for the last 3 years.

Response:

Copies of Restricted Account monthly activity and ending balance
September 1, 2013 thru September 30, 2016

Copy of monthly transfers (KCWA Revenue Bonds) $\$802,541.66 \times 12 = \$9,630,499.92$

Copies of The Bank of New York Mellon - Monthly Statements
September 1, 2013 thru September 30, 2016

Payments

Contractors

IFR	Project	Project#	Contractor	
	2014 A	280	Boyle & Fogarty	
	2014 B	281	Boyle & Fogarty	
	2015 A	283	C B Utility	
	2015 B	284	Boyle & Fogarty	
	2009 B	248	Boyle & Fogarty	
	2010 B	252 C	Boyle & Fogarty	
CIP	Quaker Lane	240 C	Hart Engineering	Rehabilitation of well
	East Greenwich Well	250	C & E Engineering	Rehabilitation of pump station
	Mishnock Treatment	230 A	Hart Engineering	Build treatment facility

Monthly payments - Water Quality Protection Charge

Monthly transfers from deposit account (Washington Trust) to The Bank of New York Mellon

Monthly transfers from The Bank of New York Mellon to KCWA checking account

Interest Earned - per month

Periodic Reimbursement to Revenue Account 112600

Witness Responsible: C. Heard

Kent County Water Authority
The Bank of New York Mellon Account Reconciliation

Sep-16

Account Name	Account No.	Beginning Balance	Interest Earned	Interest Payment	Transfer from Dep. A/C	Transfer to Checking A/C	Monthly Transfer	W.P. Payment	Ending Balance
Revenue	112600	\$532,958.63	\$111.59		\$1,523,789.40	(\$1,000,000.00)			\$1,056,859.62
Operating Revenue Allowance	112601	\$1,242,119.85	266.07						\$1,242,385.92
Operation & Maintenance Fund	112602	\$1.07							\$1.07
Renewal & Replacement Reserve	112603	\$1,377,915.44	300.67						\$1,378,216.11
Renewal & Replacement Fund	112604	\$87,390.29	17.36						\$87,407.65
Infrastructure Fund	112605	\$3,017,678.33	729.30						\$3,018,407.63
Operation & Maintenance Reserve	112606	\$2,642,003.79	576.49						\$2,642,580.28
2004 Debt Service Savings	112612	\$0.23	0.26						\$0.49
(to be closed out)	112613	\$1.12							\$1.12
R&R PUC	667674	\$4,641,527.17							\$4,641,527.17
R&R per PUC	667675	\$1,323,294.05							\$1,323,294.05
2012 Debt Service Reserve	853023	\$1,801,727.04	393.15						\$1,802,120.19
2012 Debt Service Fund	853024	\$365,584.39	42.74						\$365,627.13
2012 Project Fund	853025	\$999,231.56	218.04						\$999,449.60
2012 Debt Service Savings	853026	\$0.24	0.26						\$0.50
Totals		\$18,031,433.20	\$2,655.93	\$0.00	\$1,523,789.40	(\$1,000,000.00)	\$0.00	\$0.00	\$18,557,878.53

Kent County Water Authority
The Bank of New York Mellon Account Reconciliation
Aug 26

Account Name	Account No.	Beginning Balance	Interest Earned	Interest Payment	Reimburse Revenue A/C Requirement	PUC Approved Transfer	Transfer from Dep. A/C Checking A/C	Transfer to Monthly Transfer	W.P. Payment	2014A 200	2014B 281	2015A 283	2015B 284	IFR Debit 287	Ending Balance
Revenue	112600	\$761,768.14	\$142.56			\$2,073,589.59	(\$1,500,000.00)	(\$802,541.66)							\$593,958.63
Operating Revenue Allowance	112601	\$1,217,563.11	252.08					24,304.66							\$1,242,119.85
Operation & Maintenance Fund	112602	50.83	0.24												\$1.07
Renewal & Replacement Reserve	112603	\$1,377,624.05	298.49												\$1,377,915.44
Renewal & Replacement Fund	112604	\$79,941.87	15.09												\$87,990.59
Infrastructure Fund	112605	\$5,006,507.40	969.94					450,000.00							\$3,017,678.33
Operation & Maintenance Reserve	112606	\$2,641,446.80	556.99												\$2,642,003.79
2004 Debt Service Savings	112612	5914.24	0.23	(914.24)											\$0.23
(to be closed out)															\$0.23
R&R PUC	667674	\$1,641,527.17													\$1.12
R&R per PUC	667675	\$1,183,263.43	1,668.62												\$1,641,527.17
2012 Debt Service Reserve	835023	\$1,801,347.23	379.81					139,362.00							\$1,641,527.17
2012 Debt Service Fund	835024	\$183,862.36	180.36												\$1,801,727.04
2012 Project Fund	835025	\$999,020.91	210.65					181,541.67							\$565,584.39
2012 Debt Service Savings	835026	\$754.38	0.24	(754.38)											\$999,231.56
Totals		\$19,894,643.94	\$1,667.30	(\$1,668.62)	\$0.00	\$0.00	\$2,073,589.59	(\$1,500,000.00)	\$0.00	(\$949,480.44)	(\$331,316.97)	(\$1,043,518.18)	(\$115,483.42)	\$0.00	\$18,031,433.20

Kent County Water Authority
The Bank of New York Mellon Account Reconciliation

Jul-16

Account Name	Account No.	Beginning Balance	Interest Earned	Interest Payment	Transfer from Dep. A/C	Transfer to Checking A/C	Monthly Transfer	W.P. Payment	Ending Balance
Revenue	112600	\$1,222,015.82	\$240.85		\$1,800,000.00	(\$1,300,000.00)	(\$802,541.66)	(\$157,946.87)	\$761,768.14
Operating Revenue Allowance	112601	1,193,011.30	247.15				24,304.66		\$1,217,563.11
Operation & Maintenance Fund	112602	0.83							\$0.83
Renewal & Replacement Reserve	112603	1,377,333.65	291.30				-		\$1,377,624.95
Renewal & Replacement Fund	112604	70,695.37	13.17				8,333.33		\$79,041.87
Infrastructure Fund	112605	4,555,513.80	993.60				450,000.00		\$5,006,507.40
Operation & Maintenance Reserve	112606	2,640,888.31	558.49				-		\$2,641,446.80
2004 Debt Service Savings	112612	448.68	465.56						\$914.24
(to be closed out)	112613	1.12							\$1.12
R&R PUC	667674	4,641,527.17							\$4,641,527.17
R&R per PUC	667675	1,044,901.43					138,362.00		\$1,183,263.43
2012 Debt Service Reserve	853023	1,800,966.37	380.86				-		\$1,801,347.23
2012 Debt Service Fund	853024	1,859,515.84	354.85	(1,857,550.00)			181,541.67		\$183,862.36
2012 Project Fund	853025	998,807.53	213.38				-		\$999,020.91
2012 Debt Service Savings	853026	373.33	381.05				-		\$754.38
Totals		\$21,406,000.55	\$4,140.26	(\$1,857,550.00)	\$1,800,000.00	(\$1,300,000.00)	(\$0.00)	(\$157,946.87)	\$19,894,643.94

Kent County Water Authority													
The Bank of New York Mellon Account Reconciliation													
Jun-16													
Account Name	Account No.	Beginning Balance	Interest Earned	Reimburse Revenue A/C	Transfer from Dep. A/C	Transfer to Checking A/C	Monthly Transfer	2004 2012 DS Sav Bal 12/2015 Trans	2004 2012 DS Sav Bal 5/2016 Trans	IFR 2014A 11070-280	IFR 2014B 11070-281	IFR 2015A 11070-283	Ending Balance
Revenue	112600	\$916,552.97	\$228.63	\$401,657.37	\$1,818,166.51	(\$900,000.00)	(\$802,541.66)		(\$212,048.00)				\$1,222,015.82
Operating Revenue Allowance	112601	1,168,471.42	235.22				24,304.66						\$1,193,011.30
Operation & Maintenance	112602	0.83	-										\$0.83
Renewal & Replacement R	112603	1,377,050.77	282.88										\$1,377,333.65
Renewal & Replacement F	112604	62,350.89	11.15				8,333.33						\$70,695.37
Infrastructure Fund	112605	5,514,414.15	1,045.00	(391,137.51)			450,000.00			(120,983.91)	(724,216.73)	(173,607.20)	\$4,555,513.80
Operation & Maintenance	112606	2,640,345.93	542.38										\$2,640,888.31
2004 Debt Service Savings	112612	2,274,157.53	448.68					(1,807,726.17)	(466,431.36)				\$448.68
(to be closed out)	112613	1.12											\$1.12
R&R PUC	667674	1,200,549.00						3,440,978.17					\$4,641,527.17
R&R PUC	667675	-					138,362.00		906,539.43				\$1,044,901.43
2012 Debt Service Reserve	853023	1,800,596.48	369.89										\$1,800,966.37
2012 Debt Service Fund	853024	1,677,665.60	308.57				181,541.67						\$1,859,515.84
2012 Project Fund	853025	1,009,120.10	207.29	(10,519.86)									\$998,807.53
2012 Debt Service Savings	853026	1,861,312.07	373.33					(1,633,252.00)	(228,060.07)				\$373.33
Totals		\$21,502,588.86	\$4,053.02	(\$0.00)	\$1,818,166.51	(\$900,000.00)	(\$0.00)	\$0.00	\$0.00	(\$120,983.91)	(\$724,216.73)	(\$173,607.20)	\$21,406,000.55

Kent County Water Authority
The Bank of New York Mellon Account Reconciliation
May-16

Account Name	Account No.	Beginning Balance	Interest Earned	Transfer from Dep. A/C	Transfer to Checking A/C	Monthly Transfer	Quakler Lane 11070-240c	Ending Balance
Revenue	112600	\$ 1,618,870.39	\$ 224.24	\$ 1,000,000.00	\$ (900,000.00)	\$ (802,541.66)	\$ -	\$ 916,552.97
Operating Revenue Allowance	112601	1,143,952.35	214.41			24,304.66		\$ 1,168,471.42
Operation & Maintenance Fund	112602	0.83	0.00					\$ 0.83
Renewal & Replacement Reserve	112603	1,376,787.48	263.29			0.00		\$ 1,377,050.77
Renewal & Replacement Fund	112604	54,008.74	8.82			8,333.33		\$ 62,350.89
Infrastructure Fund	112605	5,147,966.62	973.00			450,000.00	(84,525.47)	\$ 5,514,414.15
Operation & Maintenance Reserve	112606	2,639,841.13	504.80			0.00		\$ 2,640,345.93
2004 Debt Service Savings	112612	2,180,757.11	400.42			93,000.00		\$ 2,274,157.53
(to be closed out)	112613	1.12	.					\$ 1.12
R&R PUC	667674	1,200,549.00						\$ 1,200,549.00
R&R PUC	667675	0.00						\$ -
2012 Debt Service Reserve	853023	1,800,252.21	344.27			0.00		\$ 1,800,596.48
2012 Debt Service Fund	853024	1,495,870.25	253.68			181,541.67		\$ 1,677,665.60
2012 Project Fund	853025	1,008,927.16	192.94			0.00		\$ 1,009,120.10
2012 Debt Service Savings	853026	1,815,610.97	339.10			45,362.00		\$ 1,861,312.07
Totals		\$ 21,483,395.36	\$ 3,718.97	\$ 1,000,000.00	\$ (900,000.00)	\$ -	\$ (84,525.47)	\$ 21,502,588.86

Kent County Water Authority
The Bank of New York Mellon Account Reconciliation
Apr-16

Account Name	Account No.	Beginning Balance	Interest Earned	Transfer from Dep. A/C	Transfer to Checking A/C	Monthly Transfer	IFR 2014A 11070-280	IFR 2014B 11070-281	Ending Balance
Revenue	112600	\$1,708,545.73	\$325.31	\$1,712,257.67	(\$1,000,000.00)	(\$802,258.32)			\$ 1,618,870.39
Operating Revenue Allowa	112601	1,119,438.42	209.27			24,304.66			\$ 1,143,952.35
Operation & Maintenance F	112602	0.43	0.40						\$ 0.83
Renewal & Replacement Re	112603	1,376,524.79	262.69			0.00			\$ 1,376,787.48
Renewal & Replacement Fu	112604	45,661.15	14.26			8,333.33			\$ 54,008.74
Infrastructure Fund	112605	5,238,223.71	920.01			450,000.00	(85,173.30)	(456,003.80)	\$ 5,147,966.62
Operation & Maintenance F	112606	2,639,337.49	503.64			0.00			\$ 2,639,841.13
2004 Debt Service Savings	112612	2,087,375.39	381.72			93,000.00			\$ 2,180,757.11
(to be closed out)	112613	1.12							\$ 1.12
R&R PUC	667674	1,200,549.00							\$ 1,200,549.00
R&R PUC	667675	0.00							\$ -
2012 Debt Service Reserve	853023	1,799,908.74	343.47			0.00			\$ 1,800,252.21
2012 Debt Service Fund	853024	1,314,393.43	218.49			181,258.33			\$ 1,495,870.25
2012 Project Fund	853025	1,008,734.67	192.49			0.00			\$ 1,008,927.16
2012 Debt Service Savings	853026	1,769,919.31	329.66			45,362.00			\$ 1,815,610.97
Totals		\$21,308,613.38	\$3,701.41	\$1,712,257.67	(\$1,000,000.00)	\$0.00	(\$85,173.30)	(\$456,003.80)	\$21,483,395.36

Kent County Water Authority										
The Bank of New York Mellon Account Reconciliation										
Mar-16										
Account Name	Account No.	Beginning Balance	Interest Earned	Reimburse Revenue A/C	Transfer from Dep. A/C	Transfer to Checking A/C	Monthly Transfer	EG Well	Ending Balance	
Revenue	112600	\$1,332,908.09	\$261.74	\$68,424.91	\$2,409,209.31	(\$1,300,000.00)	(\$802,258.32)	11070-250	\$ 1,708,545.73	
Operating Revenue Allowance	112601	1,094,959.32	174.44	0.00			24,304.66		\$ 1,119,438.42	
Operation & Maintenance Fund	112602	0.43							\$ 0.43	
Renewal & Replacement Reserve	112603	1,376,300.74	224.05				0.00		\$ 1,376,524.79	
Renewal & Replacement Fund	112604	105,736.82	15.91	(68,424.91)			8,333.33		\$ 45,661.15	
Infrastructure Fund	112605	4,791,736.78	721.73	0.00		(4,234.80)	450,000.00		\$ 5,238,223.71	
Operation & Maintenance Reserve	112606	2,638,907.88	429.61				0.00		\$ 2,639,337.49	
2004 Debt Service Savings	112612	1,994,065.34	310.05				93,000.00		\$ 2,087,375.39	
(to be closed out)	112613	1.12							\$ 1.12	
R&R PUC	667674	1,200,549.00							\$ 1,200,549.00	
R&R PUC	667675	0.00							\$ -	
2012 Debt Service Reserve	853023	1,799,615.75	292.99				0.00		\$ 1,799,908.74	
2012 Debt Service Fund	853024	1,132,978.68	156.42				181,258.33		\$ 1,314,393.43	
2012 Project Fund	853025	1,008,570.45	164.22	0.00			0.00		\$ 1,008,734.67	
2012 Debt Service Savings	853026	1,724,283.69	273.62				45,362.00		\$ 1,769,919.31	
Totals		\$20,200,614.09	\$3,024.78	\$0.00	\$2,409,209.31	(\$1,300,000.00)	\$0.00	(\$4,234.80)	\$21,308,613.38	

Kent County Water Authority										
The Bank of New York Mellon Account Reconciliation										
Feb-16										
Account Name	Account No.	Beginning Balance	Interest Earned	Transfer from Dep. A/C	Transfer to Checking A/C	Monthly Transfer	WOP Payment	IFR 2014A 11070-280	IFR 2014B 11070-281	Ending Balance
Revenue	112600	\$1,338,901.78	\$204.39	\$1,162,444.90	(\$300,000.00)	(\$799,691.63)	(\$68,951.35)			\$ 1,332,908.09
Operating Revenue Allowance	112601	1,070,484.80	169.86			24,304.66	0.00			\$ 1,094,959.32
Operation & Maintenance Fund	112602	0.25	0.18			0.00				\$ 0.43
Renewal & Replacement Reserve	112603	1,376,113.31	187.43			8,333.33				\$ 1,376,300.74
Renewal & Replacement Fund	112604	97,391.21	12.28			8,333.33				\$ 105,736.82
Infrastructure Fund	112605	4,547,620.77	678.45			450,000.00		(161,530.16)	(45,032.28)	\$ 4,791,736.78
Operation & Maintenance Reserve	112606	2,638,548.50	359.38			0.00				\$ 2,638,907.88
2004 Debt Service Savings (to be closed out)	112612	1,900,817.68	247.66			93,000.00				\$ 1,994,065.34
R&R PUC	112613	1.12								\$ 1.12
R&R PUC	667674	1,200,549.00								\$ 1,200,549.00
R&R PUC	667675									\$ -
2012 Debt Service Reserve	853023	1,799,370.66	245.09			0.00				\$ 1,799,615.75
2012 Debt Service Fund	853024	954,162.10	124.94			178,691.64				\$ 1,132,978.68
2012 Project Fund	853025	1,008,433.11	137.34			0.00				\$ 1,008,570.45
2012 Debt Service Savings	853026	1,678,698.53	223.16			45,362.00				\$ 1,724,283.69
Totals		\$19,611,092.82	\$2,590.16	\$1,162,444.90	(\$300,000.00)	\$0.00	(\$68,951.35)	(\$161,530.16)	(\$45,032.28)	\$20,200,614.09

Kent County Water Authority													
The Bank of New York Mellon Account Reconciliation													
Jan-16													
Account Name	Account No.	Beginning Balance	Interest Earned	Interest Payment	Reimburse Revenue A/C	Restricted Requirement	PUC Approved Transfer	Transfer from Dep. A/C	Transfer to Checking A/C	IFR 2014A 11070-280	IFR 2014B 11070-281	Ending Balance	
Revenue	112600	\$1,218,487.54	\$73.20		\$1,113,655.25	(\$1,200,549.00)	\$607,077.00	\$1,402,782.78				\$1,338,901.78	
Operating Revenue	112601	1,653,170.84	86.30		0.00		(607,077.00)					1,070,484.80	
Operation & Maint	112602	0.00	0.25									0.25	
Renewal & Replac	112603	1,376,040.60	72.71									1,376,113.31	
Renewal & Replac	112604	89,053.55	4.33									97,391.21	
Infrastructure Fur	112605	6,216,962.18	309.45		(1,113,655.25)				(370,811.21)			4,547,620.87	
Operation & Maint	112606	2,638,409.11	139.39									2,638,548.50	
2004 Debt Service (to be closed out)	112612	1,807,726.17	91.51									1,900,817.68	
R&R PUC	112613	1.12										1.12	
R&R PUC	667674	0.00				1,200,549.00						1,200,549.00	
R&R PUC	667675	0.00										0.00	
2012 Debt Service	853023	1,799,275.59	95.07									1,799,370.66	
2012 Debt Service	853024	1,090,037.35	49.75	(\$17,550.00)								954,162.10	
2012 Project Fund	853025	1,008,379.82	53.29		0.00							1,008,433.11	
2012 Debt Service	853026	1,633,252.18	84.35									1,678,698.53	
Totals		\$20,530,796.05	\$1,059.60	(\$317,550.00)	\$0.00	\$0.00	\$0.00	\$1,402,782.78	(\$1,000,000.00)	(\$635,184.30)	(\$370,811.21)	\$19,611,092.92	
										569,278.24	319,569.64		
										65,906.06	51,241.67		
										635,184.30	370,811.31		

Kent County Water Authority

The Bank of New York Mellon Account Reconciliation

Dec-15

Account Name	Account No.	Beginning Balance	Interest Earned	Transfer from Dep. A/C	Transfer to Checking A/C	Monthly Transfer	WQP Payment	IFR 2014A 11070-280	Ending Balance
Revenue	112600	\$ 633,218.84	\$ 4.27	\$ 2,462,741.43	\$ (1,000,000.00)	\$ (802,624.99)	\$ (74,852.01)		\$ 1,218,487.54
Operating Revenue Allowance	112601	1,628,852.97	13.21			24,304.66			\$ 1,653,170.84
Operation & Maintenance Fund	112602	0.47	(0.47)						\$ -
Renewal & Replacement Reserve	112603	1,376,029.26	11.34						\$ 1,376,040.60
Renewal & Replacement Fund	112604	80,719.62	0.60			8,333.33			\$ 89,053.55
Infrastructure Fund	112605	6,386,336.11	48.96			450,000.00		(619,422.89)	\$ 6,216,962.18
Operation & Maintenance Reserv	112606	2,638,387.45	21.66						\$ 2,638,409.11
2004 Debt Service Savings	112612	1,714,712.88	13.29			93,000.00			\$ 1,807,726.17
(to be closed out)	112613	1.12							\$ 1.12
R&R PUC	667674								\$ -
R&R PUC	667675								\$ -
2012 Debt Service Reserve	853023	1,799,260.83	14.76						\$ 1,799,275.59
2012 Debt Service Fund	853024	908,406.30	6.05			181,625.00			\$ 1,090,037.35
2012 Project Fund	853025	1,008,371.48	8.34						\$ 1,008,379.82
2012 Debt Service Savings	853026	1,587,877.50	12.68			45,362.00			\$ 1,633,252.18
Totals		\$ 19,762,174.83	\$ 154.69	\$ 2,462,741.43	\$ (1,000,000.00)	\$ -	\$ (74,852.01)	\$ (619,422.89)	\$ 20,530,796.05

Kent County Water Authority
The Bank of New York Mellon Account Reconciliation

Nov-15

Account Name	Account No.	Beginning Balance	Interest Earned	Transfer from Dep. A/C	Transfer to Checking A/C	Monthly Transfer	Ending Balance
Revenue	112600	\$ 635,840.64	\$ 3.21	\$ 1,999,999.98	\$ (1,200,000.00)	\$ (802,624.99)	\$ 633,218.84
Operating Revenue Allowance	112601	1,604,534.91	13.40			24,304.66	\$ 1,628,852.97
Operation & Maintenance Fund	112602	0.44	0.03				\$ 0.47
Renewal & Replacement Reserve	112603	1,376,017.77	11.49				\$ 1,376,029.26
Renewal & Replacement Fund	112604	72,385.71	0.58			8,333.33	\$ 80,719.62
Infrastructure Fund	112605	5,936,282.52	53.59			450,000.00	\$ 6,386,336.11
Operation & Maintenance Reserv	112606	2,638,367.04	20.41				\$ 2,638,387.45
DEBT SERVICE SAVINGS (2004	112612	1,621,699.79	13.09			93,000.00	\$ 1,714,712.88
	112613	1.12					\$ 1.12
		-					\$ -
2012 DEBT SERVICE RESERVE	853023	1,799,245.59	15.24				\$ 1,799,260.83
2012 DEBT SERVICE FUND	853024	726,776.50	4.80			181,625.00	\$ 908,406.30
2012 PROJECT FUND	853025	1,008,362.85	8.63				\$ 1,008,371.48
DEBT SERVICE SAVINGS 2012 R	853026	1,542,502.75	12.75			45,362.00	\$ 1,587,877.50
		-					\$ -
Totals		\$ 18,962,017.63	\$ 157.22	\$ 1,999,999.98	\$ (1,200,000.00)	\$ -	\$ 19,762,174.83

Kent County Water Authority												
The Bank of New York Mellon Account Reconciliation												
Oct-15												
Account Name	Account No.	Beginning Balance	Interest Earned	Transfer from Dep. A/C	Transfer to Checking A/C	Monthly Transfer	WQP Payment	EG WELL	IFR 2014B	IFR 2014A	IFR 2010B	Ending Balance
Revenue	112600	\$ 544,741.40	\$ 2.40	\$ 2,485,821.98	\$ (1,200,000.00)	\$ (1,084,079.79)	\$ (110,645.35)					\$ 635,840.64
Operating Revenue Allowance	112601	1,580,217.39	12.86			24,304.66						\$ 1,604,534.91
Operation & Maintenance Fund	112602	0.44	0.03									\$ 0.44
Renewal & Replacement Reserve	112603	1,350,599.32	11.10			25,407.35						\$ 1,376,017.77
Renewal & Replacement Fund	112604	64,051.83	0.55			8,333.33						\$ 72,385.71
Infrastructure Fund	112605	7,167,705.42	55.91			450,000.00		(80,461.20)	(450,090.65)	(811,673.13)	(339,253.83)	\$ 5,936,282.52
Operation & Maintenance Reserve	112606	2,382,300.05	19.54			256,047.45						\$ 2,638,367.04
DEBT SERVICE SAVINGS (2004	112612	1,528,688.02	11.77			93,000.00						\$ 1,621,699.79
	112613	1.12										\$ 1.12
2012 DEBT SERVICE RESERVE	853023	1,799,230.85	14.74									\$ 1,799,245.59
2012 DEBT SERVICE FUND	853024	545,148.45	3.05			181,625.00						\$ 726,776.50
2012 PROJECT FUND	853025	1,008,354.49	8.36									\$ 1,008,362.85
DEBT SERVICE SAVINGS 2012 R	853026	1,497,128.78	11.97			45,362.00						\$ 1,542,502.75
Totals		\$ 19,468,167.56	\$ 152.28	\$ 2,485,821.98	\$ (1,200,000.00)	\$ 0.00	\$ (110,645.35)	\$ (80,461.20)	\$ (450,090.65)	\$ (811,673.13)	\$ (339,253.83)	\$ 18,962,017.63

Kent County Water Authority
The Bank of New York Mellon Account Reconciliation
Sep-15

Account Name	Account No.	Beginning Balance	Interest Earned	Transfer from Dep. A/C	Transfer to Checking A/C	Monthly Transfer	Monthly Transfer	WQP Payment	IFR 2010B 11070-252C	Ending Balance
Revenue	112600	\$ 1,874,062.31	\$ 7.02	\$ 1,515,199.15	\$ (1,200,000.00)	\$ (802,624.99)	\$ (802,624.99)	\$ (39,277.10)		\$ 544,741.40
Operating Revenue Allowance	112601	1,531,595.05	13.02			24,304.66	24,304.66			\$ 1,580,217.39
Operation & Maintenance Fund	112602	0.41	0.02					-		0.43
Renewal & Replacement Reserve	112603	1,350,587.85	11.47							1,350,599.32
Renewal & Replacement Fund	112604	47,384.81	0.36			8,333.33	8,333.33			64,051.83
Infrastructure Fund	112605	6,405,961.15	60.24			450,000.00	450,000.00		(138,315.97)	7,167,705.42
Operation & Maintenance Reserv	112606	2,382,279.85	20.20							2,382,300.05
DEBT SERVICE SAVINGS (2004	112612	1,342,676.59	11.43			93,000.00	93,000.00			1,528,688.02
	112613	1.12								1.12
2012 DEBT SERVICE RESERVE	853023	1,799,215.61	15.24							1,799,230.85
2012 DEBT SERVICE FUND	853024	181,896.90	1.55			181,625.00	181,625.00			545,148.45
2012 PROJECT FUND	853025	1,008,345.86	8.63							1,008,354.49
DEBT SERVICE SAVINGS 2012 I	853026	1,406,392.74	12.04			45,362.00	45,362.00			1,497,128.78
Totals		\$ 19,330,400.25	\$ 161.22	\$ 1,515,199.15	\$ (1,200,000.00)	\$ -	\$ -	\$ (39,277.10)	\$ (138,315.97)	\$ 19,468,167.55

Kent County Water Authority		Kent County Water Authority											
		The Bank of New York Mellon Account Reconciliation											
		Aug-15											
Account Name	Account No.	Beginning Balance	Interest Earned	Transfer from Dep. A/C	Transfer to Checking A/C	WQP Payment	IFR 2014B 11070-281	IFR 2014A 11070-280	IFR 2014A 11070-280 A/P	IFR 2010B 11070-252C A/P	IFR 2014B 11070-281 A/P	Ending Balance	
Revenue	112600	\$ 1,272,089.45	\$ 10.17	\$ 1,851,962.69	\$ (1,250,000.00)							\$ 1,874,062.31	
Operating Revenue Allowan	112601	1,531,582.28	12.77									\$ 1,531,595.05	
Operation & Maintenance F	112602	38,173.53	0.02			(38,173.14)						\$ 0.41	
Renewal & Replacement Re	112603	1,350,576.38	11.47									\$ 1,350,587.85	
Renewal & Replacement Fu	112604	47,384.49	0.32									\$ 47,384.81	
Infrastructure Fund	112605	7,335,393.10	58.90				(191,914.76)	(487,262.36)	(101,399.05)	(13,078.65)		\$ 6,405,961.15	
Operation & Maintenance R	112606	2,382,259.66	20.19									\$ 2,382,279.85	
DEBT SERVICE SAVINGS (112612	1,342,665.95	10.64									\$ 1,342,676.59	
	112613	1.12										\$ 1.12	
2012 DEBT SERVICE RESER	853023	1,799,200.38	15.23									\$ 1,799,215.61	
2012 DEBT SERVICE FUND	853024	181,889.78	7.12									\$ 181,896.90	
2012 PROJECT FUND	853025	1,008,337.21	8.65									\$ 1,008,345.86	
DEBT SERVICE SAVINGS 2	853026	1,406,381.19	11.55									\$ 1,406,392.74	
Totals		\$ 19,695,934.52	\$ 167.03	\$ 1,851,962.69	\$ (1,250,000.00)	\$ (38,173.14)	\$ (191,914.76)	\$ (487,262.36)	\$ (101,399.05)	\$ (13,078.65)	\$	\$ 19,330,400.25	

Kent County Water Authority
The Bank of New York Mellon Account Reconciliation

Jul-15

Account Name	Account No.	Beginning Balance	Interest Earned	Debit Service Payment	Reimburse Revenue A/C	Transfer from Dep. A/C	Transfer to Checking A/C	Monthly Transfer	WQP Payment	Ending Balance
Revenue	112600	\$ 1,242,987.31	\$ 10.29	\$ -	\$ 477,283.82	\$ 1,792,606.16	\$ (1,400,000.00)	\$ (802,624.99)	\$ (38,173.14)	\$ 1,272,089.45
Operating Revenue Allowance	112601	1,507,265.36	12.26					24,304.66	13,883.97	\$ 1,531,582.28
Operation & Maintenance Fund	112602	24,289.55	0.01							\$ 38,173.53
Renewal & Replacement Reserve	112603	1,350,565.28	11.10							\$ 1,350,576.38
Renewal & Replacement Fund	112604	59,026.61	0.35		(19,975.80)			8,333.33		\$ 47,384.49
Infrastructure Fund	112605	7,287,047.88	60.64		(401,715.42)			450,000.00		\$ 7,335,393.10
Operation & Maintenance Reserve	112606	2,382,240.12	19.54							\$ 2,382,259.66
DEBT SERVICE SAVINGS (2004 for C	112612	1,249,656.37	9.58					93,000.00		\$ 1,342,665.95
	112613	1.12								\$ 1.12
2012 DEBT SERVICE RESERVE	853023	1,799,185.64	14.74							\$ 1,799,200.38
2012 DEBT SERVICE FUND	853024	1,832,501.19	13.59	(1,832,250.00)				181,625.00		\$ 181,889.78
2012 PROJECT FUND	853025	1,063,921.11	8.70		(55,592.60)					\$ 1,008,337.21
DEBT SERVICE SAVINGS 2012 Refur	853026	1,361,008.38	10.81					45,362.00		\$ 1,406,381.19
Totals		\$ 21,159,695.92	\$ 171.61	\$ (1,832,250.00)	\$ -	\$ 1,792,606.16	\$ (1,400,000.00)	\$ -	\$ (24,289.17)	\$ 19,695,934.52

Kent County Water Authority
The Bank of New York Mellon Account Reconciliation
Jun-15

Account Name	Account No.	Beginning Balance	Interest Earned	Transfer from Dep. A/C	Transfer to Checking A/C	Monthly Transfer	WOP Payment	IFR 2014A 11070-280	IFR 2010B 11070-252C	IFR 2014B 11070-281	Ending Balance
Revenue	112600	\$ 1,752,154.78	\$ 14.46	\$ 1,267,732.23	\$ (950,000.00)	\$ (802,624.99)	\$ (24,289.17)				\$ 1,242,987.31
Operating Revenue Allowance	112601	1,482,948.26	12.44			24,304.66					\$ 1,507,265.36
Operation & Maintenance Fund	112602	0.27	0.11			-	24,289.17				\$ 24,289.55
Renewal & Replacement Reser	112603	1,350,553.81	11.47			-					\$ 1,350,565.28
Renewal & Replacement Fund	112604	50,692.95	0.33			8,333.33					\$ 59,026.61
Infrastructure Fund	112605	7,525,878.61	65.21			450,000.00		(217,777.53)	(325,553.61)	(145,564.80)	\$ 7,287,047.88
Operation & Maintenance Resc	112606	2,382,219.92	20.20			-					\$ 2,382,240.12
DEBT SERVICE SAVINGS (200	112612	1,156,647.23	9.14			93,000.00					\$ 1,249,656.37
	112613	1.12									\$ 1.12
2012 DEBT SERVICE RESERVE	853023	1,799,170.40	15.24			-					\$ 1,799,185.64
2012 DEBT SERVICE FUND	853024	1,650,863.49	12.70			181,625.00					\$ 1,832,501.19
2012 PROJECT FUND	853025	1,063,912.11	9.00			-					\$ 1,063,921.11
DEBT SERVICE SAVINGS 201	853026	1,315,635.52	10.86			45,362.00					\$ 1,361,008.38
Totals		\$ 21,530,678.47	\$ 181.16	\$ 1,267,732.23	\$ (950,000.00)	\$ -	\$ -	\$ (217,777.53)	\$ (325,553.61)	\$ (145,564.80)	\$ 21,159,695.92

Ketchikan Water Authority		The Bank of New York Mellon Account Reconciliation											
Account Name	Account No.	COST Beginning Balance	Interest Earned	January Correction	Transfer in fr. Dep A/C	Transfer to Checking	Transfers	Payment to WQP	280 2014a	230a Treatment	COST Balance	Statement	Variance
Revenue	112600	1,854,172.56	18.82		2,071,170.87	(900,000.00)	(602,624.99)	(40,153.68)			2,182,583.58	2,182,583.58	-
Operating Revenue Allowance	112601	1,434,315.13	12.05				24,304.66				1,458,631.84	1,458,631.84	-
Operation & Maintenance Fund	112602	45,828.73	0.17					(22,914.11)			22,914.79	22,914.79	-
Renewal & Replacement Reserve	112603	1,350,531.24	11.47								1,350,542.71	1,350,542.71	-
Renewal & Replacement Fund	112604	34,025.72	0.27				8,333.33				42,359.32	42,359.32	-
Infrastructure Fund	112605	7,475,194.65	59.69				450,000.00		(55,094.20)		7,870,160.14	7,870,160.14	-
Operation & Maintenance Reserve	112606	2,382,180.19	20.19								2,382,200.38	2,382,200.38	-
DEBT SERVICE SAVINGS (2004 for CIP)	112612	970,631.66	7.47				93,000.00				1,063,639.13	1,063,639.13	-
	112613	1.12									1.12	1.12	-
2012 DEBT SERVICE RESERVE	853023	1,799,140.43	15.23								1,799,155.66	1,799,155.66	-
2012 DEBT SERVICE FUND	853024	1,287,593.46	9.39				181,625.00				1,469,227.85	1,469,227.85	-
2012 PROJECT FUND	853025	1,737,611.12	14.84							(673,726.70)	1,063,899.26	1,063,899.26	-
DEBT SERVICE SAVINGS 2012 Refunding	853026	1,224,891.36	9.98				45,362.00				1,270,263.34	1,270,263.34	-
		21,596,117.37	179.57		2,071,170.87	(900,000.00)		(63,067.79)	(55,094.20)	(673,726.70)	21,975,579.12		-

Kent County Water Authority The Bank of New York Mellon Account Rec Mar-15		Account Account No.	COST Beginning Balance	Interest Interest Earned	January Correction	Transfer in fr. Dep A/C	Transfer to Checking	Transfers	Payment to WQP	COST Balance
Revenue	112600	2,492,798.00	18.93		1,109,808.84	(900,000.00)	(802,624.99)	(45,828.22)	1,854,172.56	
Operating Revenue Allowance	112601	1,409,999.76	10.71				24,304.66		1,434,315.13	
Operation & Maintenance Fund	112602	0.46	0.05					45,828.22	45,828.73	
Renewal & Replacement Reserve	112603	1,350,520.88	10.36						1,350,531.24	
Renewal & Replacement Fund	112604	25,692.29	0.10				8,333.33		34,025.72	
Infrastructure Fund	112605	7,025,140.53	54.12	-			450,000.00		7,475,194.65	
Operation & Maintenance Reserv	112606	2,382,161.95	18.24						2,382,180.19	
DEBT SERVICE SAVINGS (2004	112612	877,625.48	6.18				93,000.00		970,631.66	
	112613	1.12							1.12	
2012 DEBT SERVICE RESERVE	853023	1,799,126.67	13.76						1,799,140.43	
2012 DEBT SERVICE FUND	853024	1,105,960.97	7.49				181,625.00		1,287,593.46	
2012 PROJECT FUND	853025	1,737,600.41	10.71	-					1,737,611.12	
DEBT SERVICE SAVINGS 2012 F	853026	1,179,520.57	8.79				45,362.00		1,224,891.36	
Totals		21,386,149.09	159.44	-	1,109,808.84	(900,000.00)	-	-	-	21,596,117.37

Kent County Water Authority		The Bank of New York Mellon Account Rec		Feb-15											
Account Name	Account No.	COST Beginning Balance	Interest Earned	January Correction	Transfer in fr. Dep A/C	Transfer to Checking	Transfers	Payment to WQP	COST Balance	Statement					
Revenue	112600	2,705,270.36	12.31		1,558,911.08	(900,000.00)	(802,624.99)	(68,770.76)	2,492,798.00	2,492,798.00					
Operating Revenue Allowance	112601	1,385,683.57	11.53				24,304.66		1,409,999.76	1,409,999.76					
Operation & Maintenance Fund	112602	0.46							0.46	0.46					
Renewal & Replacement Reserve	112603	1,350,509.41	11.47						1,350,520.88	1,350,520.88					
Renewal & Replacement Fund	112604	17,356.39	2.57				8,333.33		25,692.29	25,692.29					
Infrastructure Fund	112605	7,530,598.67	61.15	(955,519.29)			450,000.00		7,025,140.53	7,025,140.53					
Operation & Maintenance Reserv	112606	2,382,141.75	20.20						2,382,161.95	2,382,161.95					
DEBT SERVICE SAVINGS (2004	112612	784,619.54	5.94				93,000.00		877,625.48	877,625.48					
	112613	1.12							1.12	1.12					
2012 DEBT SERVICE RESERVE	853023	1,799,111.43	15.24						1,799,126.67	1,799,126.67					
2012 DEBT SERVICE FUND	853024	924,328.24	7.73				181,625.00		1,105,960.97	1,105,960.97					
2012 PROJECT FUND	853025	782,067.62	13.50	955,519.29					1,737,600.41	1,737,600.41					
DEBT SERVICE SAVINGS 2012 F	853026	1,134,149.29	9.28				45,362.00		1,179,520.57	1,179,520.57					
Totals		20,795,837.85	170.92	-	1,558,911.08	(900,000.00)	-	(68,770.76)	21,386,149.09	21,386,149.09					

Kent County Water Authority The Bank of New York Mellon Account Reconciliation Jan-15													
Account	Account Beginning Balance	COST Interest Earned	Interest Earned	Debt Serv Pmt	Reimbursement should be IFR	Reimbursement	Transfer in A/C	Transfer to Checking	Transfers	252C 2010B	COST Balance	Statement	Variance
Revenue	112600	1,329,387.93	9.68				1,821,151.09	(900,000.00)	(802,621.99)		2,705,270.36	2,705,270.36	-
Operating Revenue Allowance	112601	1,361,367.49	11.42						21,301.66		1,385,683.57	1,385,683.57	-
Operation & Maintenance Fund	112602	0.15	0.01								0.46	0.46	0.00
Renewal & Replacement Reserve	112603	1,346,791.21	11.47			3,703.73					1,350,509.41	1,350,509.41	-
Infrastructure Fund	112604	312,950.61	2.51			(303,930.09)			6,333.33		17,356.39	17,356.39	(0.00)
Operation & Maintenance Reserve	112605	7,171,733.25	58.55						450,000.00		7,530,598.67	7,530,598.67	-
DEBT SERVICE SAVINGS (2001 for CIP)	112612	2,382,121.55	20.20								2,382,141.75	2,382,141.75	-
	112613	1.12	5.01						93,000.00		781,619.51	781,619.51	-
											1.12	1.12	-
2012 DEBT SERVICE RESERVE	853023	1,799,096.19	15.24								1,799,111.43	1,799,111.43	-
2012 DEBT SERVICE FUND	853024	1,089,918.44	7.80	(317,250.00)					181,625.00		921,338.21	921,338.21	-
2012 PROJECT FUND	853025	1,739,170.08	14.83		(955,519.29)						786,067.62	786,067.62	-
DEBT SERVICE SAVINGS 2012 Refunding	853026	1,088,776.31	8.95						45,362.00		1,131,199.29	1,131,199.29	-
Totals		20,312,961.16	165.73	(317,250.00)	(955,519.29)	955,519.29	1,821,151.09	(900,000.00)	-	(91,193.13)	20,795,878.51	20,795,878.51	-

Kent County Water Authority The Bank of New York Mellon Account Reconciliation													
Account No.	Account	Dec-14	Account Number	Beginning Balance	COST		Interest Earned	Transfer in A/C	Transfer to Checking	Transfers	Payment to WQP	Boyle & Fogarty	
					Balance	Interest Earned						252C	2010B
	Operating Revenue Allowance		112601		1,337,052.00	12.13	1,604,765.21	(900,000.00)	(802,624.99)		(27,896.64)	(125,744.29)	1,329,387.93
	Operation & Maintenance Fund		112602		0.38	10.83			24,304.66			1,361,367.49	1,361,367.49
	Renewal & Replacement Reserve		112603		1,346,783.11	11.10						1,346,794.21	0.45
	Renewal & Replacement Fund		112604		304,614.86	2.42			8,333.33			312,950.61	312,950.61
	Infrastructure Fund		112605		7,106,091.73	55.28			450,000.00			7,171,733.25	7,171,733.25
	Operation & Maintenance Reserve		112606		2,382,101.98	19.57						2,382,121.55	2,382,121.55
	DEBT SERVICE SAVINGS (2004 for CIP)		112612		598,610.18	4.32			93,000.00			691,614.50	691,614.50
			112613		1.12	-						1.12	1.12
	2012 DEBT SERVICE RESERVE		853023		1,799,081.42	14.77						1,799,096.19	1,799,096.19
	2012 DEBT SERVICE FUND		853024		908,314.19	6.25			181,625.00			1,089,945.44	1,089,945.44
	2012 PROJECT FUND		853025		1,739,155.75	14.33						1,739,170.08	1,739,170.08
	DEBT SERVICE SAVINGS 2012 Refunding(C		853026		1,043,408.11	8.23			45,362.00			1,088,778.34	1,088,778.34
	Total				18,565,214.83	159.30	1,604,765.21	(900,000.00)	-	(27,896.64)	(384,413.76)	18,857,828.94	20,312,961.16

Kent County Water Authority The Bank of New York Mellon Account Reconciliation November, 2014										
Account	Account Number	Beginning Balance	Interest Earned	Transfer in from Deposit A/C	Transfer to Checking	Transfers	Payment to WQP	COST Balance		
Operating Revenue Allowance	112601	1,312,736.37	8.92	1,666,852.78	(900,000.00)	(802,624.99)	(35,900.41)	(71,663.70)		
Operation & Maintenance Fund	112602	69,137.56	10.97			24,304.66		1,337,052.00		
Renewal & Replacement Reserve	112603	1,346,772.08	0.02				(69,137.20)	0.38		
Renewal & Replacement Fund	112604	296,279.05	2.48			8,333.33		1,346,783.11		
Infrastructure Fund	112605	6,656,036.28	55.45			450,000.00		304,614.86		
Operation & Maintenance Reserve	112606	2,382,081.13	20.85					7,106,091.73		
DEBT SERVICE SAVINGS (2004 for CIP)	112612	505,606.47	3.71			93,000.00		2,382,101.98		
	112613	1.12						598,610.18		
2012 DEBT SERVICE RESERVE	853023	1,799,066.19	15.23					1,12		
2012 DEBT SERVICE FUND	853024	726,684.09	5.10			181,625.00		1,799,081.42		
2012 PROJECT FUND	853025	1,739,140.91	14.84					908,314.19		
DEBT SERVICE SAVINGS 2012 Refunding (CIP)	853026	998,037.95	8.16			45,362.00		1,739,155.75		
								1,043,408.11		
Totals										
Total		17,831,579.20	156.76	1,666,852.78	(900,000.00)	-	(105,037.61)	18,493,551.13		

Kent County Water Authority														
The Bank of New York Mellon Account Reconciliation														
Oct-15														
Account	Account Number	Beginning Balance	COST Balance	Interest Earned	Transfer in A/C	Transfer to Checking	Transfers	Payment to WQP	Hart 230a Treatment	Hart 240c Quaker Lane	Boyle & Fogarty 252C 2010B	COST Balance		
			Interest Earned											
Operating Revenue Allowance	112601	1,288,421.25	8.68	3,022,381.78	(1,500,000.00)	(765,241.84)	(69,137.20)						688,011.42	
Operation & Maintenance Fund	112602	0.34	10.46			24,304.66							1,312,736.37	
Renewal & Replacement Reserve	112603	1,272,858.27	10.50			73,903.31	69,137.20						69,137.56	
Renewal & Replacement Fund	112604	287,943.36	2.36			8,333.33							1,346,772.08	
Infrastructure Fund	112605	6,630,970.51	50.87			450,000.00							296,279.05	
Operation & Maintenance Reser	112606	2,493,347.15	20.44			(111,286.46)							6,656,036.28	
DEBT SERVICE SAVINGS 2004	112612	412,604.91	1.56			93,000.00							2,382,081.13	
	112613		1.12										505,606.47	
													1.12	
2012 DEBT SERVICE RESERVE	853023	1,799,051.45	14.74										1,799,066.19	
2012 DEBT SERVICE FUND	853024	545,056.04	3.05			181,625.00							726,684.09	
2012 PROJECT FUND	853025	1,739,126.55	14.36										1,739,140.91	
DEBT SERVICE SAVINGS 2012	853026	952,668.44	7.51			45,362.00							998,037.95	
Totals		17,422,048.27	145.67	3,022,381.78	(1,500,000.00)	0.00	-	-	-	-	(424,985.10)		18,519,590.62	

Kent County Water Authority
The Bank of New York Mellon Account Reconciliation

The Bank of New York Mellon:

Account No.	Account Beginning Balance	8/31/2014		Transfer	Transfer in A/C	Transfer to Checking	Transfers	Payment to WQP	9/30/2014 COST Balance
		Interest Earned	COST Earned						
Revenue	112600	1,099,358.00	6.27	-	1,511,321.81	(900,000.00)	(802,624.99)	(69,276.59)	838,784.50
Operating Revenue Allowance	112601	1,264,106.03	10.56				24,304.66		1,288,421.25
1 Operation & Maintenance Fund	112602	0.33	0.01						0.34
2 Renewal & Replacement Reserve	112603	1,272,847.42	10.85						1,272,858.27
3 Renewal & Replacement Fund	112604	279,607.80	2.23				8,333.33		287,943.36
4 Infrastructure Fund	112605	6,180,918.49	52.02				450,000.00		6,630,970.51
5 Operation & Maintenance Reserve	112606	2,493,326.02	21.13						2,493,347.15
6 DEBT SERVICE SAVINGS 2004 PAID	112612	186,003.83	0.95	133,600.13					412,604.91
7 2012 DEBT SERVICE RESERVE	853023	1,799,036.21	15.24						1,799,051.45
2012 DEBT SERVICE FUND	853024	363,435.65	(4.61)				181,625.00		545,056.04
2012 PROJECT FUND	853025	1,739,111.72	14.83						1,739,126.55
DEBT SERVICE SAVINGS 2012 Refunding(C	853026	907,299.01	7.43				45,362.00		952,668.44
Total		17,585,050.51	136.91	133,600.13	1,511,321.81	(900,000.00)	-	(69,276.59)	18,260,832.77

Kent County Water Authority													
The Bank of New York Mellon Account Reconciliation													
AUGUST 2014	Account No.	Account Beginning Balance	COST		Interest Earned	Reimbursement	Transfer in from Deposit A/C	Transfer to Checking	Transfers	Payment to WQP	Boyle & Fogarty 252C		
			Interest Earned	Balance							2010B	COST Balance	
	Revenue	112600	598,147.00	1,239,791.09	8.25	665,962.73	1,585,937.08	(900,000.00)	(802,624.99)	(48,072.07)			1,099,358.00
	General & ORA	112601			10.28				24,304.66				1,264,106.03
	Operation & Maintenance Fund	112602	0.33										0.33
	Renewal & Replacement Reserve	112603	1,272,836.57		10.85								1,272,847.42
	Renewal & Replacement Fund	112604	271,272.26		2.21				8,333.33			(330,715.16)	279,607.80
	Infrastructure Fund	112605	6,727,542.76		53.62	(665,962.73)			450,000.00				6,180,918.49
	Operation & Maintenance Reserve	112606	2,493,304.90		21.12								2,493,326.02
	Debt Service Fund - 2004	112612	93,000.00		3.83				93,000.00				186,003.83
	Debt Service Reserve - 2004	112613	133,597.42		(10.61)								133,586.81
	2012 DEBT SERVICE RESERVE	853023	1,799,024.16		12.05								1,799,036.21
	2012 DEBT SERVICE FUND	853024	181,797.41		13.24								363,435.65
	2012 PROJECT FUND	853025	1,739,096.88		14.84				181,625.00				1,739,111.72
	DEBT SERVICE SAVINGS FOR CII	853026	861,930.13		6.88				45,362.00				907,299.01
	Total		17,411,340.91		146.56	-	1,585,937.08	(900,000.00)	-	(48,072.07)	(330,715.16)		17,718,637.32

Kent County Water Authority

The Bank of New York Mellon Account Reconciliation

JUNE 2014 Account A No.	Account Beginning Balance	COST Interest Earned	Interest Earned	Debt Svc Payment	Transfer in from Deposit A/C	Transfer to Checking	Transfers	Payment to WQP	Apponaug	Hart 230a Treatment	Hart 240c Quaker Lane	Boyle & Fogarty 252C 2010B	Boyle & Fogarty 249c 2010	COST Balance
Revenue General & ORA	112600	2,231,195.06	18.52		1,426,102.70	(900,000.00)	(709,374.99)	(21,507.14)	(415,322.50)					1,611,111.65
Operator & Maintenance Fund	112601	1,191,161.98	9.93				24,304.66							1,215,476.57
Renewal & Replacement Reserve	112602	0.30	0.02											0.32
Renewal & Replacement Fund	112603	1,272,815.22	10.85											1,272,826.07
Infrastructure Fund	112604	254,601.37	2.13				8,333.33							262,936.83
Operator & Maintenance Reserve	112605	5,730,673.17	45.15				450,000.00		415,322.50			(318,546.39)		6,277,494.43
Debt Service Fund - 2004	112612	995,990.26	7.76											2,493,284.46
Debt Service Reserve - 2004	112613	225,643.77	1.90											995,998.02
2012 DEBT SERVICE RESERVE	853023	1,774,714.06	4.28											225,645.67
2012 DEBT SERVICE FUND	853024	1,619,521.92	12.25				181,375.00							1,774,718.34
2012 PROJECT FUND	853025	1,739,067.13	15.39											1,800,909.17
DEBT SERVICE SAVINGS FOR CIP	853026	771,193.61	6.22				45,362.00							1,799,082.52
Total		20,299,841.18	155.53	-	1,426,102.70	(900,000.00)	-	(21,507.14)	-	-	-	(318,546.39)	-	20,486,045.88

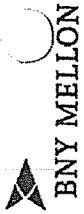
Kent County Water Authority
The Bank of New York Mellon Account Reconciliation

MAY 2014 Account No.	Account Beginning Balance	COST Interest Earned	Interest Earned	Transfer in from Deposit A/C	Transfer to Checking	Transfers	Payment to WQP	289b apponaug	245c mishnock ma	Hart 250a Treatment	Hart 240c Quaker Lane	Anthony 250c Water Str	Boyle & Fogarty 249c 2010	COST Balance
Revenue	112600	2,004,407.49	17.71	1,986,871.29	(900,000.00)	(801,551.03)	(58,550.40)							2,231,195.06
General & ORA	112601	1,166,847.96	9.36			24,304.66								1,191,161.98
Operation & Maintenance Fund	112602	0.30												0.30
Renewal & Replacement Reserve	112603	1,272,804.72	10.50											1,272,815.22
Renewal & Replacement Reserve	112604	246,265.98	2.06			8,333.33								254,601.37
Infrastructure Fund	112605	5,280,622.05	51.12			450,000.00								5,730,673.17
Operation & Maintenance Reserve	112606	2,493,242.89	20.44											2,493,263.33
Debt Service Fund - 2004	112612	903,807.52	6.70			92,176.04								995,990.26
Debt Service Reserve - 2004	112613	225,636.90	6.87											225,643.77
2012 DEBT SERVICE RESERVE	853023	1,774,709.90	4.16											1,774,714.06
2012 DEBT SERVICE RESERVE	853024	1,438,136.58	10.34											1,438,146.92
2012 PROJECT FUND	853025	1,823,384.59	15.00			181,375.00								1,823,384.59
DEBT SERVICE SAVINGS FOR CI	853026	725,825.93	5.68			45,982.00			(84,332.46)					771,195.61
Total		19,555,692.81	159.94	1,986,871.29	(900,000.00)	(0.00)	(58,550.40)		(84,332.46)					20,299,841.18

Kent County Water Authority The Bank of New York Mellon Account Reconciliation														
Account No.	Account	Beginning Balance	COST Interest Earned	Interest Earned	Transfer in from Deposit A/C	Transfer to Checking	Transfers	Payment to WQP	289b apponaug	Hart 230a Treatment	Hart 240c Quaker Lane Water Str	Anthony, oyle & Fogart 252C 2010B	Anthony, oyle & Fogart 249c 2010	COST Balance
	Revenue	112600	2,477,031.40	22.89	1,228,904.23	(900,000.00)	(801,551.03)	-	-	-	-	-	-	2,004,407.49
	General & ORA	112601	1,142,533.74	9.56	-	-	24,304.66	-	-	-	-	-	-	1,166,847.96
	Operation & Maintenance Fund	112602	0.29	0.01	-	-	-	-	-	-	-	-	-	0.30
	Renewal & Replacement Reserve	112603	1,272,793.87	10.85	-	-	-	-	-	-	-	-	-	1,272,804.72
	Infrastructure Fund	112604	237,930.73	1.92	-	-	8,333.33	-	-	-	-	-	-	246,265.98
	Operation & Maintenance Reserve	112605	6,223,107.50	49.15	-	-	450,000.00	(1,392,535.00)	-	-	-	-	-	5,280,622.05
	Debt Service Fund - 2004	112612	2,493,221.76	21.13	-	-	-	-	-	-	-	-	-	2,493,242.89
	Debt Service Reserve - 2004	112613	811,625.31	6.17	-	-	92,176.04	-	-	-	-	-	-	903,807.52
	2012 DEBT SERVICE RESERVE	853023	225,636.90	-	-	-	-	-	-	-	-	-	-	225,636.90
	2012 DEBT SERVICE FUND	853024	1,774,705.61	4.29	-	-	-	-	-	-	-	-	-	1,774,709.90
	2012 PROJECT FUND	853025	1,256,752.49	9.09	-	-	181,375.00	-	-	-	-	-	-	1,438,136.58
	DEBT SERVICE SAVINGS FOR CII	853026	1,823,369.09	15.50	-	-	-	-	-	-	-	-	-	1,823,384.59
			680,458.59	5.34	-	-	45,362.00	-	-	-	-	-	-	725,825.93
	Total		20,419,167.68	155.90	1,228,904.23	(900,000.00)	(0.00)	-	(1,392,535.00)	-	-	-	-	19,355,692.81

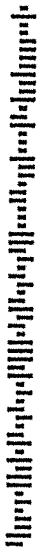
Kent County Water Authority The Bank of New York Mellon Account Reconciliation															
JANUARY 2014	Account	Account	COST	Interest	Reimbursement	Debt Svc	Transfer in	Transfer to	Transfers	Payment to	Hart	Boyle & Fogarty	Boyle & Fogarty	Boyle & Fogarty	COST
A/No	Beginning	Balance	Earned	Earned		Payment	from Deposit A/C	Checking		WQP	230a	240c	252C	249c	Balance
											Treatment	Quaker Lane	2010B	2010	
Revenue	112600	1,998,781.63	4,121.34	1,029,204.28			1,814,106.24	(1,000,000.00)	(601,551.03)	(45,995.24)					2,998,667.22
General & ORA	112601	1,069,593.38	8.92						24,304.66						1,093,906.56
Operation & Maintenance Fund	112602		0.24												0.27
Renewal & Replacement Reserve	112603	1,272,762.39	10.85												1,272,773.24
Infrastructure Fund	112604	256,700.13	2.48	(83,776.00)					8,335.33						221,259.94
Operation & Maintenance Reserve	112605	6,092,167.36	49.08	(835,189.73)					450,000.00				(120,639.26)	(19,500.16)	5,566,887.29
Debt Service Fund - 2004	112612	2,493,160.43	21.13		(18,056.25)				92,176.04						2,493,181.56
Debt Service Reserve - 2004	853023	553,139.99	3.96												225,636.90
2012 DEBT SERVICE RESERVE	853023	229,739.82	(4,102.92)												1,774,694.94
2012 DEBT SERVICE RESERVE	853024	1,774,686.88	8.06			(375,750.00)									1,774,694.94
2012 PROJECT FUND	853025	1,038,355.29	7.75	(110,238.55)					181,375.00						893,968.04
IDE IT SERVICE SAVINGS FOR CII	853026	2,467,836.79	21.03							(54,382.09)					1,823,337.18
		544,359.15	4.27						45,362.00						589,725.42
Total		19,881,383.48	155.98			(393,806.25)	1,814,106.24	(1,000,000.00)	(0.00)	(45,995.24)	(54,382.09)		(120,639.26)	(19,500.16)	19,581,322.70

Kent County Water Authority Revenue Bonds			
Monthly Transfers			
Bank of New York Mellon, NA			
The Trustee is hereby directed to make the following transfers:			
Revenue Fund		112600	\$ (802,541.66)
Restricted Operating Revenue Allowance		112601	\$ 24,304.66
O & M		112602	\$ -
R & R Reserve	October	112603	\$ -
R & R Fund		112604	\$ 8,333.33
R & R Fund		112604	\$ -
Infrastructure		112605	\$ 450,000.00
O & M Reserve	October	112606	\$ -
D/S Savings (2004 debt paid 2014)	(to a/c 667675 2016)	112612	\$ -
D/S		112613	\$ -
Renewal & Replacement PUC1		667674	\$ -
Renewal & Replacement PUC 2 (D/S Savings 2004)		667675	\$ 93,000.00
Renewal & Replacement PUC 2 (D/S Savings 2012 Refunding)		667675	\$ 45,362.00
Debt Service Reserve 2012		853023	\$ -
Debt Service Fund 2012	until 6/30/2017	853024	\$ 181,541.67
Project Account 2012		853025	\$ -
D/ S Savings (from 2012 Refunding)	(to a/c 667675 2016)	853026	\$ -
Total			\$ (0.00)
Authorized Signature			Date:



BNY MELLON

September 30, 2016



0000301 03 MB 1.167 03 TR 00007 XBNEF601 000000
KENT COUNTY WATER AUTHORITY
ATTN: FINANCE DIRECTOR
1072 MAIN STREET
WEST WARWICK, RI 02893-3724

Envelope Contents

Account Information	Number of Pages	Starting Page Number	Account Information	Number of Pages	Starting Page Number
KCWA GENERAL REVENUE ACCOUNT 112600	4	1 of 24	KCWA DEBT SERVICE SAVINGS (2004) 112612	2	17 of 24
KCWA OPERATING REVENUE ALLOWANCE 112601	2	5 of 24	KCWA SER 2004A DEBT SERV RESRV 112613	2	19 of 24
KCWA GEN OP & MAINT ACCT 112602	2	7 of 24	KCWA RENEWAL/REPLACEMENT A/C (PUC-1) 667674	2	21 of 24
KCWA GEN REN & REP RESV ACCT 112603	2	9 of 24	KCWA RENEWAL/REPLACEMENT A/C (PUC-2) 667675	2	23 of 24
KCWA GEN RENEWAL AND REPLACEMENT AC 112604	2	11 of 24			
KCWA INFRASTRUCTURE ACCT 112605	2	13 of 24			
KCWA OPER & MAIN RESERVE ACCT 112606	2	15 of 24			

This Page Intentionally Blank



BNY MELLON

The Bank of New York Mellon Trust Company, N.A.

WATKINS COUNTY WATER AUTHORITY
ATTN: FINANCE DIRECTOR
1072 MAIN STREET
WEST WARWICK, RI 02893-3724

Account Statement

Statement Period 09/01/2016 Through 09/30/2016

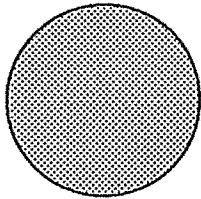
Account 112600
 KCWA GENERAL REVENUE ACCOUNT

CLIENT SERVICE MANAGER: SUSAN CALISE
 135 SANTILLI HIGHWAY AIM: 026-0018
 EVERETT, MA 02149
 617-382-5217
 SUSAN.CALISE@BNYMELLON.COM

Go Paperless. Securely access your account online to view your statements. Ask your BNY Mellon contact how we can help you access your accounts, enter your own transactions or submit an audit confirmation online. Also be sure to ask how Connect(SM), our new web-based, single sign-on platform can help you go paperless.

Visit us at www.bnymellon.com

Account Overview



Percent of all Investments	Asset Classification	Market Value
100%	CASH AND SHORT TERM	1,056,859.62
100%	TOTAL OF ALL INVESTMENTS	1,056,859.62

Summary of Assets Held

Classification	Market Value	Cost	Accrued Income	Est Annual Income	Market Yield
CASH AND SHORT TERM	1,056,859.62	1,056,859.62	0.00	0.00	0.00%
ACCOUNT TOTALS	1,056,859.62	1,056,859.62	0.00	0.00	0.00%

Summary of Cash Transactions

Transaction Category	Current Period			Year-to-Date	
	Income	Principal	Realized Gains/Losses	Income	Principal
OPENING BALANCE	0.00	0.00		0.00	0.00
DIVIDENDS	111.59	0.00	0.00	1,812.51	0.00
SALES AND REDEMPTIONS	0.00	1,000,000.00	0.00	0.00	12,083,544.06
OTHER CASH ADDITIONS	0.00	1,523,900.99	0.00	0.00	17,097,433.89
OTHER CASH DISBURSEMENTS	111.59 -	1,000,000.00 -	0.00	1,812.51 -	17,259,061.81 -
PURCHASES	0.00	1,523,900.99 -	0.00	0.00	11,921,916.14 -
CLOSING BALANCE	0.00	0.00	0.00	0.00	0.00

The above cash transactions summary is provided for information purposes only and may not reflect actual taxable income or deductible expenses as reportable under the Internal Revenue Code.

C 9 0000 M 1 P03 S 109 034



BNY MELLON

The Bank of New York Mellon Trust Company, N.A.

Statement Period 09/01/2016 Through 09/30/2016

Account 112600

KCWA GENERAL REVENUE ACCOUNT

Statement of Assets Held

Shares / Par Value	Asset Description	Market Price Average Cost	Market Value Cost	Accrued Income Est Annual Income	Market Yield
CASH AND SHORT TERM					
1,056,859.620	FIDELITY INVST MMKT GOVT 57 CUSIP: X9USDFIIN	1.00000 1.00000	1,056,859.62 1,056,859.62	0.00 0.00	0.00% 0.00%
Total CASH AND SHORT TERM			1,056,859.62	0.00	0.00%
ACCOUNT TOTALS			1,056,859.62	0.00	0.00%
Total Market Value Plus Total Accrued Income 1,056,859.62					

Statement of Transactions

Transaction Date	Transaction Description	Income	Principal	Cost	Realized Gains/Losses
09/01/16	OPENING BALANCE	0.00	0.00	532,958.63	
09/02/16	Dividend FIDELITY INVST MMKT GOVT 57 TRADE DATE 09/02/16 SET/DATE 09/02/16 CUSIP X9USDFIIN 111.59 SHARES	111.59	0.00	0.00	0.00
09/02/16	Cash Credit CW00005523: SWP FRM 1126008401	0.00	111.59	0.00	0.00
09/02/16	Cash Debit CW00005523: SWP TO 1126008400	111.59 -	0.00	0.00	0.00
09/02/16	DAILY ENDING BALANCE	0.00	111.59	532,958.63	0.00
09/06/16	Purchase FIDELITY INVST MMKT GOVT 57 TRADE DATE 09/06/16 SET/DATE 09/06/16 CUSIP X9USDFIIN 111.59 SHARES	0.00	111.59 -	111.59	
09/06/16	DAILY ENDING BALANCE	0.00	0.00	533,070.22	0.00
09/08/16	Sale FIDELITY INVST MMKT GOVT 57 TRADE DATE 09/08/16 SET/DATE 09/08/16 CUSIP X9USDFIIN 500,000.00 SHARES	0.00	500,000.00	500,000.00 -	0.00
09/08/16	Cash Debit TRANSFER FROM GENERAL FUND TO O&M FUND F OR PARTIAL FUNDING OF APPROVED BUDGET	0.00	500,000.00 -	0.00	0.00
09/08/16	DAILY ENDING BALANCE	0.00	0.00	33,070.22	0.00
09/15/16	Purchase FIDELITY INVST MMKT GOVT 57 TRADE DATE 09/15/16 SET/DATE 09/15/16 CUSIP X9USDFIIN 800,000.00 SHARES	0.00	800,000.00 -	800,000.00	0.00
09/15/16	Cash Credit ORD CUST:95690040 KENT COUNTY WATER CMDI 1072 MAIN STREET W ORD INST:WASHINGTON TRUST COMPANY WESTERLY, RHODE ISLAND DETAIL:KENT COUNTY WATR AUTHORITY/REC/ 000 IMA:20160915QMGFT001 001549 FTS:FD1609152041700	0.00	800,000.00	0.00	0.00
09/15/16	DAILY ENDING BALANCE	0.00	0.00	833,070.22	0.00
09/16/16	Sale FIDELITY INVST MMKT GOVT 57 TRADE DATE 09/16/16 SET/DATE 09/16/16 CUSIP X9USDFIIN 500,000.00 SHARES	0.00	500,000.00	500,000.00 -	0.00
09/16/16	Cash Debit TRANSFER FROM GENERAL FUND TO O&M FUND F	0.00	500,000.00 -	0.00	0.00



BNY MELLON

The Bank of New York Mellon Trust Company, N.A.

Statement Period 09/01/2016 Through 09/30/2016

Account 112600

KCWA GENERAL REVENUE ACCOUNT

Statement of Transactions - Continued

Transaction Date	Transaction Description	Income	Principal	Cost	Realized Gains/Losses
09/16/16	OR PARTIAL FUNDING OF APPROVED BUDGET DAILY ENDING BALANCE	0.00	0.00	333,070.22	0.00
09/29/16	Purchase FIDELITY INVST MMKT GOVT 57 TRADE DATE 09/29/16 SET/DATE 09/29/16 CUSIP X9USDFIIN 723,789.40 SHARES	0.00	723,789.40 -	723,789.40	0.00
09/29/16	Cash Credit ORD CUST:95690040 KENT COUNTY WATER CMDI 1072 MAIN STREET W ORD INST:WASHINGTON TRUST COMPANY WESTERLY, RHODE ISLAND DETAIL:KENT COUNTY WATR AUTHORITY/REC/ 000 IMA:20160929QMGFT003 000149 FTS:FDF1609290563400	0.00	723,789.40	0.00	0.00
09/29/16	DAILY ENDING BALANCE	0.00	0.00	1,056,859.62	0.00
09/30/16	CLOSING BALANCE	0.00	0.00	1,056,859.62	0.00

Cumulative realized capital gain and loss position from 12/31/2015 for securities held in principal of account:

Short Term: 0.00 * Long Term: 0.00 *

* The above gain and loss position does not include transactions where tax cost information is incomplete or unavailable.

Cash and securities set forth on this Account Statement are held by The Bank of New York Mellon, an affiliate of The Bank of New York Mellon Trust Company, N.A. In addition, The Bank of New York Mellon Trust Company, N.A. may utilize subsidiaries and affiliates to provide services and certain products to the Account. Subsidiaries and affiliates may be compensated for their services and products.

The value of securities set forth on this Account Statement are obtained by The Bank of New York Mellon Trust Company, N.A., from its affiliate, The Bank of New York Mellon which determines such values for Corporate Trust on the basis of market prices and information obtained by The Bank of New York Mellon from unaffiliated third parties (including independent pricing vendors) ("third party pricing services"). The Bank of New York Mellon has not verified such market values or information and makes no assurances as to the accuracy or correctness of such market values or information or that the market values set forth on this Account Statement reflect the value of the securities that can be realized at the sale of such securities. In addition, the market values for the securities set forth in this Account Statement may differ from the market prices and information for the same securities used by other business units of The Bank of New York Mellon Trust Company, N.A., The Bank of New York Mellon or their respective subsidiaries or affiliates based upon market prices and information received from other third party pricing services utilized by such other business units. Corporate Trust does not compare its market values with those used by, or reconcile different market values used by, other business units of The Bank of New York Mellon Trust Company, N.A., The Bank of New York Mellon or their respective subsidiaries or affiliates. Neither The Bank of New York Mellon Trust Company, N.A. nor The Bank of New York Mellon shall be liable for any loss, damage or expense incurred as a result of or arising from or related to the market values or information provided by third party pricing services or the differences in market prices or information provided by other third party pricing services.

This Page Intentionally Blank



BNY MELLON

The Bank of New York Mellon Trust Company, N.A.

COUNTY WATER AUTHORITY
ATTN: FINANCE DIRECTOR
1072 MAIN STREET
WEST WARWICK, RI 02893-3724

Account Statement

Statement Period 09/01/2016 Through 09/30/2016

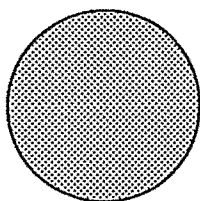
Account 112601
KCWA OPERATING REVENUE ALLOWANCE

CLIENT SERVICE MANAGER: SUSAN CALISE
135 SANTILLI HIGHWAY AIM: 026-0018
EVERETT, MA 02149
617-382-5217
SUSAN.CALISE@BNYMELLON.COM

Go Paperless. Securely access your account online to view your statements. Ask your BNY Mellon contact how we can help you access your accounts, enter your own transactions or submit an audit confirmation online. Also be sure to ask how Connect(SM), our new web-based, single sign-on platform can help you go paperless.

Visit us at www.bnymellon.com

Account Overview



Percent of all Investments	Asset Classification	Market Value
100%	CASH AND SHORT TERM	1,242,385.92
100%	TOTAL OF ALL INVESTMENTS	1,242,385.92

Summary of Assets Held

Classification	Market Value	Cost	Accrued Income	Est Annual Income	Market Yield
CASH AND SHORT TERM	1,242,385.92	1,242,385.92	0.00	0.00	0.00%
ACCOUNT TOTALS	1,242,385.92	1,242,385.92	0.00	0.00	0.00%

Summary of Cash Transactions

Transaction Category	Current Period			Year-to-Date	
	Income	Principal	Realized Gains/Losses	Income	Principal
OPENING BALANCE	0.00	0.00		0.00	0.00
DIVIDENDS	266.07	0.00	0.00	1,854.80	0.00
SALES AND REDEMPTIONS	0.00	0.00	0.00	0.00	607,077.00
OTHER CASH ADDITIONS	0.00	266.07	0.00	0.00	196,292.08
OTHER CASH DISBURSEMENTS	266.07 -	0.00	0.00	1,854.80 -	607,077.00 -
PURCHASES	0.00	266.07 -	0.00	0.00	196,292.08 -
CLOSING BALANCE	0.00	0.00	0.00	0.00	0.00

The above cash transactions summary is provided for information purposes only and may not reflect actual taxable income or deductible expenses as reportable under the Internal Revenue Code.

0
9 0000
m
1 PD3
S 103 035



BNY MELLON

The Bank of New York Mellon Trust Company, N.A.

Statement Period 09/01/2016 Through 09/30/2016

Account 112601

KCWA OPERATING REVENUE ALLOWANCE

Statement of Assets Held

Table with columns: Shares / Par Value, Asset Description, Market Price Average Cost, Market Value Cost, Accrued Income Est Annual Income, Market Yield. Rows include CASH AND SHORT TERM, ACCOUNT TOTALS, and Total Market Value Plus Total Accrued Income.

Statement of Transactions

Table with columns: Transaction Date, Transaction Description, Income, Principal, Cost, Realized Gains/Losses. Rows include OPENING BALANCE, Dividend, Cash Credit, Cash Debit, DAILY ENDING BALANCE, Purchase, and CLOSING BALANCE.

Cumulative realized capital gain and loss position from 12/31/2015 for securities held in principal of account:

Short Term: 0.00 * Long Term: 0.00 *

* The above gain and loss position does not include transactions where tax cost information is incomplete or unavailable.

Cash and securities set forth on this Account Statement are held by The Bank of New York Mellon, an affiliate of The Bank of New York Mellon Trust Company, N.A. In addition, The Bank of New York Mellon Trust Company, N.A. may utilize subsidiaries and affiliates to provide services and certain products to the Account.

The value of securities set forth on this Account Statement are obtained by The Bank of New York Mellon Trust Company, N.A., from its affiliate, The Bank of New York Mellon which determines such values for Corporate Trust on the basis of market prices and information obtained by The Bank of New York Mellon from unaffiliated third parties (including independent pricing vendors) ("third party pricing services").



BNY MELLON

The Bank of New York Mellon Trust Company, N.A.

COUNTY WATER AUTHORITY
ATTN: FINANCE DIRECTOR
1072 MAIN STREET
WEST WARWICK, RI 02893-3724

Account Statement

Statement Period 09/01/2016 Through 09/30/2016

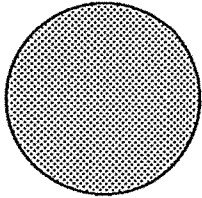
Account 112602
KCWA GEN OP & MAINT ACCT

CLIENT SERVICE MANAGER: SUSAN CALISE
135 SANTILLI HIGHWAY AIM: 026-0018
EVERETT, MA 02149
617-382-5217
SUSAN.CALISE@BNYMELLON.COM

Go Paperless. Securely access your account online to view your statements. Ask your BNY Mellon contact how we can help you access your accounts, enter your own transactions or submit an audit confirmation online. Also be sure to ask how Connect(SM), our new web-based, single sign-on platform can help you go paperless.

Visit us at www.bnymellon.com

Account Overview



Percent of all Investments	Asset Classification	Market Value
100%	CASH AND SHORT TERM	1.07
100%	TOTAL OF ALL INVESTMENTS	1.07

Summary of Assets Held

Classification	Market Value	Cost	Accrued Income	Est Annual Income	Market Yield
CASH AND SHORT TERM	1.07	1.07	0.00	0.00	0.00%
ACCOUNT TOTALS	1.07	1.07	0.00	0.00	0.00%

Summary of Cash Transactions

Transaction Category	Current Period			Year-to-Date	
	Income	Principal	Realized Gains/Losses	Income	Principal
OPENING BALANCE	0.00	0.00		0.00	0.00
DIVIDENDS	0.00	0.00	0.00	1.72	0.00
SALES AND REDEMPTIONS	0.00	0.00	0.00	0.00	226,898.87
OTHER CASH ADDITIONS	0.00	1,000,000.00	0.00	0.00	9,426,899.94
OTHER CASH DISBURSEMENTS	0.00	1,000,000.00	0.00	1.72	9,426,898.87
PURCHASES	0.00	0.00	0.00	0.00	226,899.94
CLOSING BALANCE	0.00	0.00	0.00	0.00	0.00

The above cash transactions summary is provided for information purposes only and may not reflect actual taxable income or deductible expenses as reportable under the Internal Revenue Code.

0
9 0000
m
1 PD3 s 103.037



BNY MELLON

The Bank of New York Mellon Trust Company, N.A.

Statement Period 09/01/2016 Through 09/30/2016

Account 112602

KCWA GEN OP & MAINT ACCT

Statement of Assets Held

Table with 6 columns: Shares / Par Value, Asset Description, Market Price Average Cost, Market Value Cost, Accrued Income Est Annual Income, Market Yield. Rows include CASH AND SHORT TERM and ACCOUNT TOTALS.

Statement of Transactions

Table with 6 columns: Transaction Date, Transaction Description, Income, Principal, Cost, Realized Gains/Losses. Rows include OPENING BALANCE, multiple Cash Credit and Cash Debit transactions, and DAILY ENDING BALANCE entries.

Cumulative realized capital gain and loss position from 12/31/2015 for securities held in principal of account:

Short Term: 0.00 * Long Term: 0.00 *

* The above gain and loss position does not include transactions where tax cost information is incomplete or unavailable.

Cash and securities set forth on this Account Statement are held by The Bank of New York Mellon, an affiliate of The Bank of New York Mellon Trust Company, N.A. In addition, The Bank of New York Mellon Trust Company, N.A. may utilize subsidiaries and affiliates to provide services and certain products to the Account.

The value of securities set forth on this Account Statement are obtained by The Bank of New York Mellon Trust Company, N.A., from its affiliate, The Bank of New York Mellon which determines such values for Corporate Trust on the basis of market prices and information obtained by The Bank of New York Mellon from unaffiliated third parties (including independent pricing vendors) ("third party pricing services").



BNY MELLON

The Bank of New York Mellon Trust Company, N.A.

WATKINS COUNTY WATER AUTHORITY
ATTN: FINANCE DIRECTOR
1072 MAIN STREET
WEST WARWICK, RI 02893-3724

Account Statement

Statement Period 09/01/2016 Through 09/30/2016

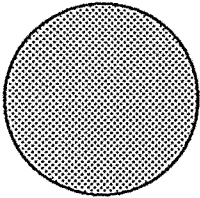
Account 112603
KCWA GEN REN & REP RESV ACCT

CLIENT SERVICE MANAGER: SUSAN CALISE
135 SANTILLI HIGHWAY AIM: 026-0018
EVERETT, MA 02149
617-382-5217
SUSAN.CALISE@BNYMELLON.COM

Go Paperless. Securely access your account online to view your statements. Ask your BNY Mellon contact how we can help you access your accounts, enter your own transactions or submit an audit confirmation online. Also be sure to ask how Connect(SM), our new web-based, single sign-on platform can help you go paperless.

Visit us at www.bnymellon.com

Account Overview



Percent of all Investments	Asset Classification	Market Value
100%	CASH AND SHORT TERM	1,378,216.11
100%	TOTAL OF ALL INVESTMENTS	1,378,216.11

Summary of Assets Held

Classification	Market Value	Cost	Accrued Income	Est Annual Income	Market Yield
CASH AND SHORT TERM	1,378,216.11	1,378,216.11	0.00	0.00	0.00%
ACCOUNT TOTALS	1,378,216.11	1,378,216.11	0.00	0.00	0.00%

Summary of Cash Transactions

Transaction Category	Current Period			Year-to-Date	
	Income	Principal	Realized Gains/Losses	Income	Principal
OPENING BALANCE	0.00	0.00		0.00	0.00
DIVIDENDS	300.67	0.00	0.00	2,175.51	0.00
OTHER CASH ADDITIONS	0.00	300.67	0.00	0.00	2,175.51
OTHER CASH DISBURSEMENTS	300.67 -	0.00	0.00	2,175.51 -	0.00
PURCHASES	0.00	300.67 -	0.00	0.00	2,175.51 -
CLOSING BALANCE	0.00	0.00	0.00	0.00	0.00

The above cash transactions summary is provided for information purposes only and may not reflect actual taxable income or deductible expenses as reportable under the Internal Revenue Code.

0
9 0000
M
1 PDS S 103 028



BNY MELLON

The Bank of New York Mellon Trust Company, N.A.

Statement Period 09/01/2016 Through 09/30/2016
Account 112603
KCWA GEN REN & REP RESV ACCT

Statement of Assets Held

Shares / Par Value	Asset Description	Market Price Average Cost	Market Value Cost	Accrued Income Est Annual Income	Market Yield
CASH AND SHORT TERM					
1,378,216.110	FIDELITY INVST MMKT GOVT 57 CUSIP: X9USDFIIN	1.00000 1.00000	1,378,216.11 1,378,216.11	0.00 0.00	0.00%
Total CASH AND SHORT TERM			1,378,216.11	0.00	0.00%
ACCOUNT TOTALS			1,378,216.11	0.00	0.00%
Total Market Value Plus Total Accrued Income 1,378,216.11					

Statement of Transactions

Transaction Date	Transaction Description	Income	Principal	Cost	Realized Gains/Losses
09/01/16	OPENING BALANCE	0.00	0.00	1,377,915.44	
09/02/16	Dividend FIDELITY INVST MMKT GOVT 57 TRADE DATE 09/02/16 SET/DATE 09/02/16 CUSIP X9USDFIIN 300.67 SHARES	300.67	0.00	0.00	0.00
09/02/16	Cash Credit CW00005526: SWP FRM 1126038401	0.00	300.67	0.00	0.00
09/02/16	Cash Debit CW00005526: SWP TO 1126038400	300.67 -	0.00	0.00	0.00
09/02/16	DAILY ENDING BALANCE	0.00	300.67	1,377,915.44	0.00
09/06/16	Purchase FIDELITY INVST MMKT GOVT 57 TRADE DATE 09/06/16 SET/DATE 09/06/16 CUSIP X9USDFIIN 300.67 SHARES	0.00	300.67 -	300.67	
09/06/16	DAILY ENDING BALANCE	0.00	0.00	1,378,216.11	0.00
09/30/16	CLOSING BALANCE	0.00	0.00	1,378,216.11	0.00

Cumulative realized capital gain and loss position from 12/31/2015 for securities held in principal of account:

Short Term: 0.00 * Long Term: 0.00 *

* The above gain and loss position does not include transactions where tax cost information is incomplete or unavailable.

Cash and securities set forth on this Account Statement are held by The Bank of New York Mellon, an affiliate of The Bank of New York Mellon Trust Company, N.A. In addition, The Bank of New York Mellon Trust Company, N.A. may utilize subsidiaries and affiliates to provide services and certain products to the Account. Subsidiaries and affiliates may be compensated for their services and products.

The value of securities set forth on this Account Statement are obtained by The Bank of New York Mellon Trust Company, N.A., from its affiliate, The Bank of New York Mellon which determines such values for Corporate Trust on the basis of market prices and information obtained by The Bank of New York Mellon from unaffiliated third parties (including independent pricing vendors) ("third party pricing services"). The Bank of New York Mellon has not verified such market values or information and makes no assurances as to the accuracy or correctness of such market values or information or that the market values set forth on this Account Statement reflect the value of the securities that can be realized upon the sale of such securities. In addition, the market values for the securities set forth in this Account Statement may differ from the market prices and information for the securities used by other business units of The Bank of New York Mellon Trust Company, N.A., The Bank of New York Mellon or their respective subsidiaries or affiliates based on market prices and information received from other third party pricing services utilized by such other business units. Corporate Trust does not compare its market values with those used by, or reconcile different market values used by, other business units of The Bank of New York Mellon Trust Company, N.A., The Bank of New York Mellon or their respective subsidiaries or affiliates. Neither The Bank of New York Mellon Trust Company, N.A. nor The Bank of New York Mellon shall be liable for any loss, damage or expense incurred as a result of or arising from or related to the market values or information provided by third party pricing services or the differences in market prices or information provided by other third party pricing services.



BNY MELLON

The Bank of New York Mellon Trust Company, N.A.

WATKINS COUNTY WATER AUTHORITY
ATTN: FINANCE DIRECTOR
1072 MAIN STREET
WEST WARWICK, RI 02893-3724

Account Statement

Statement Period 09/01/2016 Through 09/30/2016

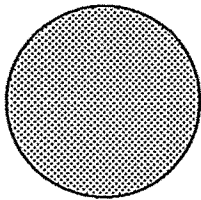
Account 112604
 KCWA GEN RENEWAL AND REPLACEMENT AC

CLIENT SERVICE MANAGER: SUSAN CALISE
 135 SANTILLI HIGHWAY AIM: 026-0018
 EVERETT, MA 02149
 617-382-5217
 SUSAN.CALISE@BNYMELLON.COM

Go Paperless. Securely access your account online to view your statements. Ask your BNY Mellon contact how we can help you access your accounts, enter your own transactions or submit an audit confirmation online. Also be sure to ask how Connect(SM), our new web-based, single sign-on platform can help you go paperless.

Visit us at www.bnymellon.com

Account Overview



Percent of all Investments	Asset Classification	Market Value
100%	CASH AND SHORT TERM	87,407.65
100%	TOTAL OF ALL INVESTMENTS	87,407.65

Summary of Assets Held

Classification	Market Value	Cost	Accrued Income	Est Annual Income	Market Yield
CASH AND SHORT TERM	87,407.65	87,407.65	0.00	0.00	0.00%
ACCOUNT TOTALS	87,407.65	87,407.65	0.00	0.00	0.00%

Summary of Cash Transactions

Transaction Category	Current Period			Year-to-Date	
	Income	Principal	Realized Gains/Losses	Income	Principal
OPENING BALANCE	0.00	0.00		0.00	0.00
DIVIDENDS	17.36	0.00	0.00	112.37	0.00
SALES AND REDEMPTIONS	0.00	0.00	0.00	0.00	68,424.91
OTHER CASH ADDITIONS	0.00	17.36	0.00	0.00	66,779.01
OTHER CASH DISBURSEMENTS	17.36 -	0.00	0.00	112.37 -	68,424.91 -
PURCHASES	0.00	17.36 -	0.00	0.00	66,779.01 -
CLOSING BALANCE	0.00	0.00	0.00	0.00	0.00

The above cash transactions summary is provided for information purposes only and may not reflect actual taxable income or deductible expenses as reportable under the Internal Revenue Code.

G 00000 M 1 PDS S 103039



BNY MELLON

The Bank of New York Mellon Trust Company, N.A.

Statement Period 09/01/2016 Through 09/30/2016
Account 112604
KCWA GEN RENEWAL AND REPLACEMENT AC

Statement of Assets Held

Shares / Par Value	Asset Description	Market Price Average Cost	Market Value Cost	Accrued Income Est Annual Income	Market Yield
CASH AND SHORT TERM					
87,407.650	FIDELITY INVST MMKT GOVT 57 CUSIP: X9USDFIIN	1.00000 1.00000	87,407.65 87,407.65	0.00 0.00	0.00% 0.00%
Total CASH AND SHORT TERM			87,407.65	0.00	0.00%
ACCOUNT TOTALS			87,407.65	0.00	0.00%
Total Market Value Plus Total Accrued Income			87,407.65	0.00	

Statement of Transactions

Transaction Date	Transaction Description	Income	Principal	Cost	Realized Gains/Losses
09/01/16	OPENING BALANCE	0.00	0.00	87,390.29	
09/02/16	Dividend FIDELITY INVST MMKT GOVT 57 TRADE DATE 09/02/16 SET/DATE 09/02/16 CUSIP X9USDFIIN 17.36 SHARES	17.36	0.00	0.00	0.00
09/02/16	Cash Credit CW00005527: SWP FRM 1126048401	0.00	17.36	0.00	0.00
09/02/16	Cash Debit CW00005527: SWP TO 1126048400	17.36	0.00	0.00	0.00
09/02/16	DAILY ENDING BALANCE	0.00	17.36	87,390.29	0.00
09/06/16	Purchase FIDELITY INVST MMKT GOVT 57 TRADE DATE 09/06/16 SET/DATE 09/06/16 CUSIP X9USDFIIN 17.36 SHARES	0.00	17.36	17.36	0.00
09/06/16	DAILY ENDING BALANCE	0.00	0.00	87,407.65	0.00
09/30/16	CLOSING BALANCE	0.00	0.00	87,407.65	0.00

Cumulative realized capital gain and loss position from 12/31/2015 for securities held in principal of account:

Short Term: 0.00 * Long Term: 0.00 *

* The above gain and loss position does not include transactions where tax cost information is incomplete or unavailable.

Cash and securities set forth on this Account Statement are held by The Bank of New York Mellon, an affiliate of The Bank of New York Mellon Trust Company, N.A. In addition, The Bank of New York Mellon Trust Company, N.A. may utilize subsidiaries and affiliates to provide services and certain products to the Account. Subsidiaries and affiliates may be compensated for their services and products.

The value of securities set forth on this Account Statement are obtained by The Bank of New York Mellon Trust Company, N.A., from its affiliate, The Bank of New York Mellon which determines such values for Corporate Trust on the basis of market prices and information obtained by The Bank of New York Mellon from unaffiliated third parties (including independent pricing vendors) ("third party pricing services"). The Bank of New York Mellon has not verified such market values or information and makes no assurances as to the accuracy or correctness of such market values or information or that the market values set forth on this Account Statement reflect the value of the securities that can be realized upon the sale of such securities. In addition, the market values for the securities set forth in this Account Statement may differ from the market prices and information for the securities used by other business units of The Bank of New York Mellon Trust Company, N.A., The Bank of New York Mellon or their respective subsidiaries or affiliates based on market prices and information received from other third party pricing services utilized by such other business units. Corporate Trust does not compare its market values with those used by, or reconcile different market values used by, other business units of The Bank of New York Mellon Trust Company, N.A., The Bank of New York Mellon or their respective subsidiaries or affiliates. Neither The Bank of New York Mellon Trust Company, N.A. nor The Bank of New York Mellon shall be liable for any loss, damage or expense incurred as a result of or arising from or related to the market values or information provided by third party pricing services or the differences in market prices or information provided by other third party pricing services.



BNY MELLON

The Bank of New York Mellon Trust Company, N.A.

WINDHAM COUNTY WATER AUTHORITY
ATTN: FINANCE DIRECTOR
1072 MAIN STREET
WEST WARWICK, RI 02893-3724

Account Statement

Statement Period 09/01/2016 Through 09/30/2016

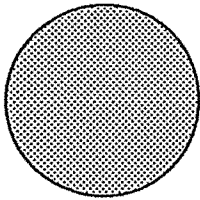
Account 112605
KCWA INFRASTRUCTURE ACCT

CLIENT SERVICE MANAGER: SUSAN CALISE
135 SANTILLI HIGHWAY AIM: 026-0018
EVERETT, MA 02149
617-382-5217
SUSAN.CALISE@BNYMELLON.COM

Go Paperless. Securely access your account online to view your statements. Ask your BNY Mellon contact how we can help you access your accounts, enter your own transactions or submit an audit confirmation online. Also be sure to ask how Connect(SM), our new web-based, single sign-on platform can help you go paperless.

Visit us at www.bnymellon.com

Account Overview



Percent of all Investments	Asset Classification	Market Value
100%	CASH AND SHORT TERM	3,018,407.63
100%	TOTAL OF ALL INVESTMENTS	3,018,407.63

Summary of Assets Held

Classification	Market Value	Cost	Accrued Income	Est Annual Income	Market Yield
CASH AND SHORT TERM	3,018,407.63	3,018,407.63	0.00	0.00	0.00%
ACCOUNT TOTALS	3,018,407.63	3,018,407.63	0.00	0.00	0.00%

Summary of Cash Transactions

Transaction Category	Current Period			Year-to-Date	
	Income	Principal	Realized Gains/Losses	Income	Principal
OPENING BALANCE	0.00	0.00		0.00	0.00
DIVIDENDS	729.30	0.00	0.00	7,340.48	0.00
SALES AND REDEMPTIONS	0.00	0.00	0.00	0.00	6,802,907.09
OTHER CASH ADDITIONS	0.00	729.30	0.00	0.00	3,607,340.48
OTHER CASH DISBURSEMENTS	729.30 -	0.00	0.00	7,340.48 -	6,805,895.03 -
PURCHASES	0.00	729.30 -	0.00	0.00	3,604,352.54 -
CLOSING BALANCE	0.00	0.00	0.00	0.00	0.00

The above cash transactions summary is provided for information purposes only and may not reflect actual taxable income or deductible expenses as reportable under the Internal Revenue Code.

0
0000
m
1 PDS s 103,040



BNY MELLON

The Bank of New York Mellon Trust Company, N.A.

Statement Period 09/01/2016 Through 09/30/2016
Account 112605
KCWA INFRASTRUCTURE ACCT

Statement of Assets Held

Shares / Par Value	Asset Description	Market Price Average Cost	Market Value Cost	Accrued Income Est Annual Income	Market Yield
CASH AND SHORT TERM					
3,018,407.630	FIDELITY INVST MMKT GOVT 57 CUSIP: X9USDFIIN	1.00000 1.00000	3,018,407.63 3,018,407.63	0.00 0.00	0.00% 0.00%
Total CASH AND SHORT TERM			3,018,407.63	0.00	0.00%
ACCOUNT TOTALS			3,018,407.63	0.00	0.00%
Total Market Value Plus Total Accrued Income 3,018,407.63					

Statement of Transactions

Transaction Date	Transaction Description	Income	Principal	Cost	Realized Gains/Losses
09/01/16	OPENING BALANCE	0.00	0.00	3,017,678.33	
09/02/16	Dividend FIDELITY INVST MMKT GOVT 57 TRADE DATE 09/02/16 SET/DATE 09/02/16 CUSIP X9USDFIIN 729.30 SHARES	729.30	0.00	0.00	0.00
09/02/16	Cash Credit CW00005528: SWP FRM 1126058401	0.00	729.30	0.00	0.00
09/02/16	Cash Debit CW00005528: SWP TO 1126058400	729.30 -	0.00	0.00	0.00
09/02/16	DAILY ENDING BALANCE	0.00	729.30	3,017,678.33	0.00
09/06/16	Purchase FIDELITY INVST MMKT GOVT 57 TRADE DATE 09/06/16 SET/DATE 09/06/16 CUSIP X9USDFIIN 729.30 SHARES	0.00	729.30 -	729.30	
09/06/16	DAILY ENDING BALANCE	0.00	0.00	3,018,407.63	0.00
09/30/16	CLOSING BALANCE	0.00	0.00	3,018,407.63	0.00

Cumulative realized capital gain and loss position from 12/31/2015 for securities held in principal of account:

Short Term: 0.00 * Long Term: 0.00 *

* The above gain and loss position does not include transactions where tax cost information is incomplete or unavailable.

Cash and securities set forth on this Account Statement are held by The Bank of New York Mellon, an affiliate of The Bank of New York Mellon Trust Company, N.A. In addition, The Bank of New York Mellon Trust Company, N.A. may utilize subsidiaries and affiliates to provide services and certain products to the Account. Subsidiaries and affiliates may be compensated for their services and products.

The value of securities set forth on this Account Statement are obtained by The Bank of New York Mellon Trust Company, N.A., from its affiliate, The Bank of New York Mellon which determines such values for Corporate Trust on the basis of market prices and information obtained by The Bank of New York Mellon from unaffiliated third parties (including independent pricing vendors) ("third party pricing services"). The Bank of New York Mellon has not verified such market values or information and makes no assurances as to the accuracy or correctness of such market values or information or that the market values set forth on this Account Statement reflect the value of the securities that can be realized upon the sale of such securities. In addition, the market values for the securities set forth in this Account Statement may differ from the market prices and information for the securities used by other business units of The Bank of New York Mellon Trust Company, N.A., The Bank of New York Mellon or their respective subsidiaries or affiliates based on market prices and information received from other third party pricing services utilized by such other business units. Corporate Trust does not compare its market values with those used by, or reconcile different market values used by, other business units of The Bank of New York Mellon Trust Company, N.A., The Bank of New York Mellon or their respective subsidiaries or affiliates. Neither The Bank of New York Mellon Trust Company, N.A. nor The Bank of New York Mellon shall be liable for any loss, damage or expense incurred as a result of or arising from or related to the market values or information provided by third party pricing services or the differences in market prices or information provided by other third party pricing services.



BNY MELLON

The Bank of New York Mellon Trust Company, N.A.

WINDHAM COUNTY WATER AUTHORITY
ATTN: FINANCE DIRECTOR
1072 MAIN STREET
WEST WARWICK, RI 02893-3724

Account Statement

Statement Period 09/01/2016 Through 09/30/2016

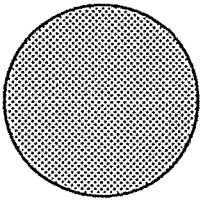
Account 112606
KCWA OPER & MAIN RESERVE ACCT

CLIENT SERVICE MANAGER: SUSAN CALISE
135 SANTILLI HIGHWAY AIM: 026-0018
EVERETT, MA 02149
617-382-5217
SUSAN.CALISE@BNYMELLON.COM

Go Paperless. Securely access your account online to view your statements. Ask your BNY Mellon contact how we can help you access your accounts, enter your own transactions or submit an audit confirmation online. Also be sure to ask how Connect(SM), our new web-based, single sign-on platform can help you go paperless.

Visit us at www.bnymellon.com

Account Overview



Percent of all Investments	Asset Classification	Market Value
100% ☺	CASH AND SHORT TERM	2,642,580.28
100%	TOTAL OF ALL INVESTMENTS	2,642,580.28

Summary of Assets Held

Classification	Market Value	Cost	Accrued Income	Est Annual Income	Market Yield
CASH AND SHORT TERM	2,642,580.28	2,642,580.28	0.00	0.00	0.00%
ACCOUNT TOTALS	2,642,580.28	2,642,580.28	0.00	0.00	0.00%

Summary of Cash Transactions

Transaction Category	Current Period			Year-to-Date	
	Income	Principal	Realized Gains/Losses	Income	Principal
OPENING BALANCE	0.00	0.00		0.00	0.00
DIVIDENDS	576.49	0.00	0.00	4,171.17	0.00
OTHER CASH ADDITIONS	0.00	576.49	0.00	0.00	4,171.17
OTHER CASH DISBURSEMENTS	576.49 -	0.00	0.00	4,171.17 -	0.00
PURCHASES	0.00	576.49 -	0.00	0.00	4,171.17 -
CLOSING BALANCE	0.00	0.00	0.00	0.00	0.00

The above cash transactions summary is provided for information purposes only and may not reflect actual taxable income or deductible expenses as reportable under the Internal Revenue Code.

c 9 0000 m 1 PDS s 103041



BNY MELLON

The Bank of New York Mellon Trust Company, N.A.

Statement Period 09/01/2016 Through 09/30/2016

Account 112606

KCWA OPER & MAIN RESERVE ACCT

Statement of Assets Held

Table with 6 columns: Shares / Par Value, Asset Description, Market Price Average Cost, Market Value Cost, Accrued Income Est Annual Income, Market Yield. Rows include CASH AND SHORT TERM and ACCOUNT TOTALS.

Statement of Transactions

Table with 6 columns: Transaction Date, Transaction Description, Income, Principal, Cost, Realized Gains/Losses. Rows include OPENING BALANCE, Dividend, Cash Credit, Cash Debit, and CLOSING BALANCE.

Cumulative realized capital gain and loss position from 12/31/2015 for securities held in principal of account:

Short Term: 0.00 * Long Term: 0.00 *

* The above gain and loss position does not include transactions where tax cost information is incomplete or unavailable.

Cash and securities set forth on this Account Statement are held by The Bank of New York Mellon, an affiliate of The Bank of New York Mellon Trust Company, N.A. In addition, The Bank of New York Mellon Trust Company, N.A. may utilize subsidiaries and affiliates to provide services and certain products to the Account.

The value of securities set forth on this Account Statement are obtained by The Bank of New York Mellon Trust Company, N.A., from its affiliate, The Bank of New York Mellon which determines such values for Corporate Trust on the basis of market prices and information obtained by The Bank of New York Mellon from unaffiliated third parties (including independent pricing vendors) ("third party pricing services").



BNY MELLON

The Bank of New York Mellon Trust Company, N.A.

NT COUNTY WATER AUTHORITY
ATTN: FINANCE DIRECTOR
1072 MAIN STREET
WEST WARWICK, RI 02893-3724

Account Statement

Statement Period 09/01/2016 Through 09/30/2016

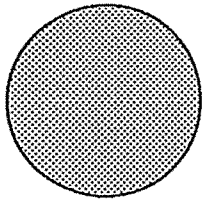
Account 112612
KCWA DEBT SERVICE SAVINGS (2004)

CLIENT SERVICE MANAGER: SUSAN CALISE
135 SANTILLI HIGHWAY AIM: 026-0018
EVERETT, MA 02149
617-382-5217
SUSAN.CALISE@BNYMELLON.COM

Go Paperless. Securely access your account online to view your statements. Ask your BNY Mellon contact how we can help you access your accounts, enter your own transactions or submit an audit confirmation online. Also be sure to ask how Connect(SM), our new web-based, single sign-on platform can help you go paperless.

Visit us at www.bnymellon.com

Account Overview



Percent of all Investments	Asset Classification	Market Value
100%	CASH AND SHORT TERM	0.49
100%	TOTAL OF ALL INVESTMENTS	0.49

Summary of Assets Held

Classification	Market Value	Cost	Accrued Income	Est Annual Income	Market Yield
CASH AND SHORT TERM	0.49	0.49	0.00	0.00	0.00%
ACCOUNT TOTALS	0.49	0.49	0.00	0.00	0.00%

Summary of Cash Transactions

Transaction Category	Current Period			Year-to-Date	
	Income	Principal	Realized Gains/Losses	Income	Principal
OPENING BALANCE	0.00	0.00		0.00	0.00
DIVIDENDS	0.26	0.00	0.00	2,346.09	0.00
SALES AND REDEMPTIONS	0.00	0.00	0.00	0.00	2,275,071.77
OTHER CASH ADDITIONS	0.00	0.26	0.00	0.00	467,346.09
OTHER CASH DISBURSEMENTS	0.26 -	0.00	0.00	2,346.09 -	2,275,071.77 -
PURCHASES	0.00	0.26 -	0.00	0.00	467,346.09 -
CLOSING BALANCE	0.00	0.00	0.00	0.00	0.00

The above cash transactions summary is provided for information purposes only and may not reflect actual taxable income or deductible expenses as reportable under the Internal Revenue Code.

0
9 0000
m
1 P03 s 103.042



BNY MELLON

The Bank of New York Mellon Trust Company, N.A.

Statement Period 09/01/2016 Through 09/30/2016

Account 112612

KCWA DEBT SERVICE SAVINGS (2004)

Statement of Assets Held

Table with columns: Shares / Par Value, Asset Description, Market Price Average Cost, Market Value Cost, Accrued Income Est Annual Income, Market Yield. Rows include CASH AND SHORT TERM and ACCOUNT TOTALS.

Statement of Transactions

Table with columns: Transaction Date, Transaction Description, Income, Principal, Cost, Realized Gains/Losses. Rows include OPENING BALANCE, Dividend, Cash Credit, Cash Debit, and CLOSING BALANCE.

Cumulative realized capital gain and loss position from 12/31/2015 for securities held in principal of account:

Short Term: 0.00 * Long Term: 0.00 *

* The above gain and loss position does not include transactions where tax cost information is incomplete or unavailable.

Cash and securities set forth on this Account Statement are held by The Bank of New York Mellon, an affiliate of The Bank of New York Mellon Trust Company, N.A. In addition, The Bank of New York Mellon Trust Company, N.A. may utilize subsidiaries and affiliates to provide services and certain products to the Account.

The value of securities set forth on this Account Statement are obtained by The Bank of New York Mellon Trust Company, N.A., from its affiliate, The Bank of New York Mellon which determines such values for Corporate Trust on the basis of market prices and information obtained by The Bank of New York Mellon from unaffiliated third parties (including independent pricing vendors) ("third party pricing services").

Q UNCL M 1 HRS S 103 042



BNY MELLON

The Bank of New York Mellon Trust Company, N.A.

WINDHAM COUNTY WATER AUTHORITY
ATTN: FINANCE DIRECTOR
1072 MAIN STREET
WEST WARWICK, RI 02893-3724

Account Statement

Statement Period 09/01/2016 Through 09/30/2016

Account 112613
KCWA SER 2004A DEBT SERV RESRV

CLIENT SERVICE MANAGER: SUSAN CALISE
135 SANTILLI HIGHWAY AIM: 026-0018
EVERETT, MA 02149
617-382-5217
SUSAN.CALISE@BNYMELLON.COM

Go Paperless. Securely access your account online to view your statements. Ask your BNY Mellon contact how we can help you access your accounts, enter your own transactions or submit an audit confirmation online. Also be sure to ask how Connect(SM), our new web-based, single sign-on platform can help you go paperless.

Visit us at www.bnymellon.com

Summary of Assets Held

Asset Classification	Market Value	Cost	Accrued Income	Est Annual Income	Market Yield
No Assets Held					

Summary of Cash Transactions

Transaction Category	Current Period			Year-to-Date	
	Income	Principal	Realized Gains/Losses	Income	Principal
OPENING BALANCE	0.00	0.00		0.00	0.00
SALES AND REDEMPTIONS	0.00	0.00	0.00	1.12	0.00
OTHER CASH ADDITIONS	0.00	0.00	0.00	1.12	1.12
OTHER CASH DISBURSEMENTS	0.00	0.00	0.00	2.24 -	1.12 -
CLOSING BALANCE	0.00	0.00	0.00	0.00	0.00

The above cash transactions summary is provided for information purposes only and may not reflect actual taxable income or deductible expenses as reportable under the Internal Revenue Code.

c
90000
m
1 PD3 s 103 043



BNY MELLON

The Bank of New York Mellon Trust Company, N.A.

Statement Period 09/01/2016 Through 09/30/2016

Account 112613

KCWA SER 2004A DEBT SERV RESRV

Statement of Transactions

Transaction Date	Transaction Description	Income	Principal	Cost	Realized Gains/Losses
------------------	-------------------------	--------	-----------	------	-----------------------

No Transactions This Period

Cash and securities set forth on this Account Statement are held by The Bank of New York Mellon, an affiliate of The Bank of New York Mellon Trust Company, N.A. In addition, The Bank of New York Mellon Trust Company, N.A. may utilize subsidiaries and affiliates to provide services and certain products to the Account. Subsidiaries and affiliates may be compensated for their services and products.

The value of securities set forth on this Account Statement are obtained by The Bank of New York Mellon Trust Company, N.A., from its affiliate, The Bank of New York Mellon which determines such values for Corporate Trust on the basis of market prices and information obtained by The Bank of New York Mellon from unaffiliated third parties (including independent pricing vendors) ("third party pricing services"). The Bank of New York Mellon has not verified such market values or information and makes no assurances as to the accuracy or correctness of such market values or information or that the market values set forth on this Account Statement reflect the value of the securities that can be realized upon the sale of such securities. In addition, the market values for the securities set forth in this Account Statement may differ from the market prices and information for the same securities used by other business units of The Bank of New York Mellon Trust Company, N.A., The Bank of New York Mellon or their respective subsidiaries or affiliates based market prices and information received from other third party pricing services utilized by such other business units. Corporate Trust does not compare its market values with those used by, or reconcile different market values used by, other business units of The Bank of New York Mellon Trust Company, N.A., The Bank of New York Mellon or their respective subsidiaries or affiliates. Neither The Bank of New York Mellon Trust Company, N.A. nor The Bank of New York Mellon shall be liable for any loss, damage or expense incurred as a result of or arising from or related to the market values or information provided by third party pricing services or the differences in market prices or information provided by other third party pricing services.



BNY MELLON

The Bank of New York Mellon Trust Company, N.A.

WIT COUNTY WATER AUTHORITY
ATTN: FINANCE DIRECTOR
1072 MAIN STREET
WEST WARWICK, RI 02893-3724

Account Statement

Statement Period 09/01/2016 Through 09/30/2016

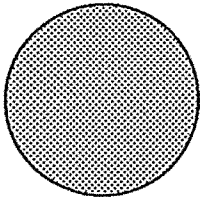
Account 667674
KCWA RENEWAL/REPLACEMENT A/C (PUC - 1)
MISC GSP / IMMS KCWA
RENEWAL/REPLACEMENT A/C (PUC-1)

CLIENT SERVICE MANAGER: SUSAN CALISE
135 SANTILLI HIGHWAY AIM: 026-0018
EVERETT, MA 02149
617-382-5217
SUSAN.CALISE@BNYMELLON.COM

Go Paperless. Securely access your account online to view your statements. Ask your BNY Mellon contact how we can help you access your accounts, enter your own transactions or submit an audit confirmation online. Also be sure to ask how Connect(SM), our new web-based, single sign-on platform can help you go paperless.

Visit us at www.bnymellon.com

Account Overview



Percent of all Investments	Asset Classification	Market Value
100% ☉	CASH AND SHORT TERM	4,641,527.17
100%	TOTAL OF ALL INVESTMENTS	4,641,527.17

Summary of Assets Held

Classification	Market Value	Cost	Accrued Income	Est Annual Income	Market Yield
CASH AND SHORT TERM	4,641,527.17	4,641,527.17	0.00	0.00	0.00%
ACCOUNT TOTALS	4,641,527.17	4,641,527.17	0.00	0.00	0.00%

Summary of Cash Transactions

Transaction Category	Current Period			Year-to-Date	
	Income	Principal	Realized Gains/Losses	Income	Principal
OPENING BALANCE	0.00	4,641,527.17		0.00	0.00
OTHER CASH ADDITIONS	0.00	0.00	0.00	0.00	4,641,527.17
CLOSING BALANCE	0.00	4,641,527.17	0.00	0.00	4,641,527.17

The above cash transactions summary is provided for information purposes only and may not reflect actual taxable income or deductible expenses as reportable under the Internal Revenue Code.

0
0000
M
1 P03
S 103044



BNY MELLON

The Bank of New York Mellon Trust Company, N.A.

Statement Period 09/01/2016 Through 09/30/2016
Account 667674
KCWA RENEWAL/REPLACEMENT A/C (PUC-1)

Statement of Assets Held

Shares / Par Value	Asset Description	Market Price Average Cost	Market Value Cost	Accrued Income Est Annual Income	Market Yield
CASH AND SHORT TERM					
	CASH BALANCE	0.00000	4,641,527.17	0.00	0.00%
		0.00000	4,641,527.17	0.00	0.00%
Total CASH AND SHORT TERM			4,641,527.17	0.00	0.00%
			4,641,527.17	0.00	
ACCOUNT TOTALS			4,641,527.17	0.00	0.00%
			4,641,527.17	0.00	
Total Market Value Plus Total Accrued Income 4,641,527.17					

Statement of Transactions

Transaction Date	Transaction Description	Income	Principal	Cost	Realized Gains/Losses
No Transactions This Period					

Cash and securities set forth on this Account Statement are held by The Bank of New York Mellon, an affiliate of The Bank of New York Mellon Trust Company, N.A. In addition, The Bank of New York Mellon Trust Company, N.A. may utilize subsidiaries and affiliates to provide services and certain products to the Account. Subsidiaries and affiliates may be compensated for their services and products.

The value of securities set forth on this Account Statement are obtained by The Bank of New York Mellon Trust Company, N.A., from its affiliate, The Bank of New York Mellon which determines such values for Corporate Trust on the basis of market prices and information obtained by The Bank of New York Mellon from unaffiliated third parties (including independent pricing vendors) ("third party pricing services"). The Bank of New York Mellon has not verified such market values or information and makes no assurances as to the accuracy or correctness of such market values or information or that the market values set forth on this Account Statement reflect the value of the securities that can be realized upon the sale of such securities. In addition, the market values for the securities set forth in this Account Statement may differ from the market prices and information for the securities used by other business units of The Bank of New York Mellon Trust Company, N.A., The Bank of New York Mellon or their respective subsidiaries or affiliates based on market prices and information received from other third party pricing services utilized by such other business units. Corporate Trust does not compare its market values with those used by, or reconcile different market values used by, other business units of The Bank of New York Mellon Trust Company, N.A., The Bank of New York Mellon or their respective subsidiaries or affiliates. Neither The Bank of New York Mellon Trust Company, N.A. nor The Bank of New York Mellon shall be liable for any loss, damage or expense incurred as a result of or arising from or related to the market values or information provided by third party pricing services or the differences in market prices or information provided by other third party pricing services.



BNY MELLON

The Bank of New York Mellon Trust Company, N.A.

WINDHAM COUNTY WATER AUTHORITY
ATTN: FINANCE DIRECTOR
1072 MAIN STREET
WEST WARWICK, RI 02893-3724

Account Statement

Statement Period 09/01/2016 Through 09/30/2016

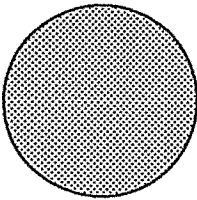
Account 667675
KCWA RENEWAL/REPLACEMENT A/C (PUC - 1)
MISC GSP / IMMS KCWA
RENEWAL/REPLACEMENT A/C (PUC - 2)

CLIENT SERVICE MANAGER: SUSAN CALISE
135 SANTILLI HIGHWAY AIM: 026-0018
EVERETT, MA 02149
617-382-5217
SUSAN.CALISE@BNYMELLON.COM

Go Paperless. Securely access your account online to view your statements. Ask your BNY Mellon contact how we can help you access your accounts, enter your own transactions or submit an audit confirmation online. Also be sure to ask how Connect(SM), our new web-based, single sign-on platform can help you go paperless.

Visit us at www.bnymellon.com

Account Overview



Percent of all Investments	Asset Classification	Market Value
100%	CASH AND SHORT TERM	1,323,294.05
100%	TOTAL OF ALL INVESTMENTS	1,323,294.05

Summary of Assets Held

Classification	Market Value	Cost	Accrued Income	Est Annual Income	Market Yield
CASH AND SHORT TERM	1,323,294.05	1,323,294.05	0.00	0.00	0.00%
ACCOUNT TOTALS	1,323,294.05	1,323,294.05	0.00	0.00	0.00%

Summary of Cash Transactions

Transaction Category	Current Period			Year-to-Date	
	Income	Principal	Realized Gains/Losses	Income	Principal
OPENING BALANCE	0.00	1,323,294.05		0.00	0.00
OTHER CASH ADDITIONS	0.00	0.00	0.00	0.00	1,323,294.05
CLOSING BALANCE	0.00	1,323,294.05	0.00	0.00	1,323,294.05

The above cash transactions summary is provided for information purposes only and may not reflect actual taxable income or deductible expenses as reportable under the Internal Revenue Code.



BNY MELLON

The Bank of New York Mellon Trust Company, N.A.

Statement Period 09/01/2016 Through 09/30/2016

Account 667675

KCWA RENEWAL/REPLACEMENT A/C (PUC-2)

Statement of Assets Held

Shares / Par Value	Asset Description	Market Price Average Cost	Market Value Cost	Accrued Income Est Annual Income	Market Yield
CASH AND SHORT TERM					
	CASH BALANCE	0.00000	1,323,294.05	0.00	0.00%
		0.00000	1,323,294.05	0.00	
Total CASH AND SHORT TERM			1,323,294.05	0.00	0.00%
			1,323,294.05	0.00	
ACCOUNT TOTALS			1,323,294.05	0.00	0.00%
			1,323,294.05	0.00	
Total Market Value Plus Total Accrued Income 1,323,294.05					

Statement of Transactions

Transaction Date	Transaction Description	Income	Principal	Cost	Realized Gains/Losses
No Transactions This Period					

Cash and securities set forth on this Account Statement are held by The Bank of New York Mellon, an affiliate of The Bank of New York Mellon Trust Company, N.A. In addition, The Bank of New York Mellon Trust Company, N.A. may utilize subsidiaries and affiliates to provide services and certain products to the Account. Subsidiaries and affiliates may be compensated for their services and products.

The value of securities set forth on this Account Statement are obtained by The Bank of New York Mellon Trust Company, N.A., from its affiliate, The Bank of New York Mellon which determines such values for Corporate Trust on the basis of market prices and information obtained by The Bank of New York Mellon from unaffiliated third parties (including independent pricing vendors) ("third party pricing services"). The Bank of New York Mellon has not verified such market values or information and makes no assurances as to the accuracy or correctness of such market values or information or that the market values set forth on this Account Statement reflect the value of the securities that can be realized upon the sale of such securities. In addition, the market values for the securities set forth in this Account Statement may differ from the market prices and information for the securities used by other business units of The Bank of New York Mellon Trust Company, N.A., The Bank of New York Mellon or their respective subsidiaries or affiliates based on market prices and information received from other third party pricing services utilized by such other business units. Corporate Trust does not compare its market values with those used by, or reconcile different market values used by, other business units of The Bank of New York Mellon Trust Company, N.A., The Bank of New York Mellon or their respective subsidiaries or affiliates. Neither The Bank of New York Mellon Trust Company, N.A. nor The Bank of New York Mellon shall be liable for any loss, damage or expense incurred as a result of or arising from or related to the market values or information provided by third party pricing services or the differences in market prices or information provided by other third party pricing services.



BNY MELLON

The Bank of New York Mellon Trust Company, N.A.



KENT COUNTY WATER AUTHORITY
ATTN: FINANCE DIRECTOR
1072 MAIN STREET
WEST WARWICK, RI 02893

013042

Account Statement

Statement Period 09/01/2016 Through 09/30/2016

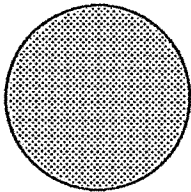
Account 853023
KENT COUNTY WATER AUTHORITY GENERAL
REFUNDING REVENUE BONDS 2012 SERIES A
(853023)

CLIENT SERVICE MANAGER: SUSAN CALISE
135 SANTILLI HIGHWAY AIM: 026-0018
EVERETT, MA 02149
617-382-5217
SUSAN.CALISE@BNYMELLON.COM

Go Paperless. Securely access your account online to view your statements. Ask your BNY Mellon contact how we can help you access your accounts, enter your own transactions or submit an audit confirmation online. Also be sure to ask how Connect(SM), our new web-based, single sign-on platform can help you go paperless.

Visit us at www.bnymellon.com

Account Overview



Percent of all Investments	Asset Classification	Market Value
100% ☺	CASH AND SHORT TERM	1,802,120.19
100%	TOTAL OF ALL INVESTMENTS	1,802,120.19

Summary of Assets Held

Asset Classification	Market Value	Cost	Accrued Income	Est Annual Income	Market Yield
CASH AND SHORT TERM	1,802,120.19	1,802,120.19	0.00	0.00	0.00%
ACCOUNT TOTALS	1,802,120.19	1,802,120.19	0.00	0.00	0.00%

Summary of Cash Transactions

Transaction Category	Current Period			Year-to-Date	
	Income	Principal	Realized Gains/Losses	Income	Principal
OPENING BALANCE	0.00	0.00		0.00	0.00
DIVIDENDS	393.15	0.00	0.00	2,844.60	0.00
PURCHASES	393.15 -	0.00	0.00	2,844.60 -	0.00
CLOSING BALANCE	0.00	0.00	0.00	0.00	0.00

The above cash transactions summary is provided for information purposes only and may not reflect actual taxable income or deductible expenses as reportable under the Internal Revenue Code.



BNY MELLON

The Bank of New York Mellon Trust Company, N.A.

Statement Period 09/01/2016 Through 09/30/2016

Account 853023

KCWA SER 2012 DSR FUND

Statement of Assets Held

Table with columns: Shares / Par Value, Asset Description, Market Price Average Cost, Market Value Cost, Accrued Income Est Annual Income, Market Yield. Rows include CASH AND SHORT TERM and ACCOUNT TOTALS.

Statement of Transactions

Table with columns: Transaction Date, Transaction Description, Income, Principal, Cost, Realized Gains/Losses. Rows include OPENING BALANCE, Purchase, Dividend, DAILY ENDING BALANCE, and CLOSING BALANCE.

Cumulative realized capital gain and loss position from 12/31/2015 for securities held in principal of account:

Short Term: 0.00 * Long Term: 0.00 *

* The above gain and loss position does not include transactions where tax cost information is incomplete or unavailable.

Cash and securities set forth on this Account Statement are held by The Bank of New York Mellon, an affiliate of The Bank of New York Mellon Trust Company, N.A. In addition, The Bank of New York Mellon Trust Company, N.A. may utilize subsidiaries and affiliates to provide services and certain products to the Account.

The value of securities set forth on this Account Statement are obtained by The Bank of New York Mellon Trust Company, N.A., from its affiliate, The Bank of New York Mellon which determines such values for Corporate Trust on the basis of market prices and information obtained by The Bank of New York Mellon from unaffiliated third parties (including independent pricing vendors) ("third party pricing services").

9 0000 m 1 PD 5 93234



BNY MELLON

The Bank of New York Mellon Trust Company, N.A.



KENT COUNTY WATER AUTHORITY
ATTN: FINANCE DIRECTOR
1072 MAIN STREET
WEST WARWICK, RI 02893

013042

Account Statement

Statement Period 09/01/2016 Through 09/30/2016

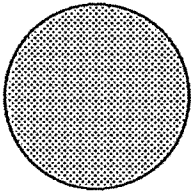
Account 853024
KENT COUNTY WATER AUTHORITY GENERAL
REFUNDING REVENUE BONDS 2012 SERIES A
(853024)

CLIENT SERVICE MANAGER: SUSAN CALISE
135 SANTILLI HIGHWAY AIM: 026-0018
EVERETT, MA 02149
617-382-5217
SUSAN.CALISE@BNYMELLON.COM

Go Paperless. Securely access your account online to view your statements. Ask your BNY Mellon contact how we can help you access your accounts, enter your own transactions or submit an audit confirmation online. Also be sure to ask how Connect(SM), our new web-based, single sign-on platform can help you go paperless.

Visit us at www.bnymellon.com

Account Overview



Percent of all Investments	Asset Classification	Market Value
100% ⊕	CASH AND SHORT TERM	365,627.13
100%	TOTAL OF ALL INVESTMENTS	365,627.13

Summary of Assets Held

Asset Classification	Market Value	Cost	Accrued Income	Est Annual Income	Market Yield
CASH AND SHORT TERM	365,627.13	365,627.13	0.00	0.00	0.00%
ACCOUNT TOTALS	365,627.13	365,627.13	0.00	0.00	0.00%

Summary of Cash Transactions

Transaction Category	Current Period			Year-to-Date	
	Income	Principal	Realized Gains/Losses	Income	Principal
OPENING BALANCE	0.00	0.00		0.00	0.00
DIVIDENDS	42.74	0.00	0.00	1,689.80	0.00
SALES AND REDEMPTIONS	0.00	0.00	0.00	0.00	2,175,100.00
OTHER CASH ADDITIONS	0.00	0.00	0.00	0.00	1,451,566.67
OTHER CASH DISBURSEMENTS	0.00	0.00	0.00	0.00	2,177,666.69 -
PURCHASES	42.74 -	0.00	0.00	1,689.80 -	1,448,999.98 -
CLOSING BALANCE	0.00	0.00	0.00	0.00	0.00

The above cash transactions summary is provided for information purposes only and may not reflect actual taxable income or deductible expenses as reportable under the Internal Revenue Code.



BNY MELLON

The Bank of New York Mellon Trust Company, N.A.

Statement Period 09/01/2016 Through 09/30/2016

Account 853024

KCWA SER 2012 DEBT SERVICE FD

Statement of Assets Held

Shares / Par Value	Asset Description	Market Price Average Cost	Market Value Cost	Accrued Income Est Annual Income	Market Yield
CASH AND SHORT TERM					
1,781.710	FIDELITY INVST MMKT GOVT 57 CUSIP: X9USDFIIN	1.00000	1,781.71	0.00	0.00%
363,845.420	FIDELITY INVST MMKT GOVT 57 CUSIP: X9USDFIIN	1.00000	363,845.42	0.00	0.00%
Total CASH AND SHORT TERM			365,627.13	0.00	0.00%
ACCOUNT TOTALS			365,627.13	0.00	0.00%
Total Market Value Plus Total Accrued Income 365,627.13			365,627.13	0.00	

Statement of Transactions

Transaction Date	Transaction Description	Income	Principal	Cost	Realized Gains/Losses
09/01/16	OPENING BALANCE	0.00	0.00	365,584.39	
09/02/16	Purchase FIDELITY INVST MMKT GOVT 57 TRADE DATE 09/02/16 SET/DATE 09/02/16 CUSIP X9USDFIIN 42.74 SHARES	42.74 -	0.00	42.74	0.00
09/02/16	Dividend FIDELITY INVST MMKT GOVT 57 TRADE DATE 09/02/16 SET/DATE 09/02/16 CUSIP X9USDFIIN 42.74 SHARES	42.74	0.00	0.00	0.00
09/02/16	DAILY ENDING BALANCE	0.00	0.00	365,627.13	0.00
09/30/16	CLOSING BALANCE	0.00	0.00	365,627.13	0.00

Cumulative realized capital gain and loss position from 12/31/2015 for securities held in principal of account:

Short Term: 0.00 * Long Term: 0.00 *

* The above gain and loss position does not include transactions where tax cost information is incomplete or unavailable.

Cash and securities set forth on this Account Statement are held by The Bank of New York Mellon, an affiliate of The Bank of New York Mellon Trust Company, N.A. In addition, The Bank of New York Mellon Trust Company, N.A. may utilize subsidiaries and affiliates to provide services and certain products to the Account. Subsidiaries and affiliates may be compensated for their services and products.

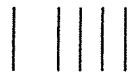
The value of securities set forth on this Account Statement are obtained by The Bank of New York Mellon Trust Company, N.A., from its affiliate, The Bank of New York Mellon which determines such values for Corporate Trust on the basis of market prices and information obtained by The Bank of New York Mellon from unaffiliated third parties (including independent pricing vendors) ("third party pricing services"). The Bank of New York Mellon has not verified such market values or information and makes no assurances as to the accuracy or correctness of such market values or information or that the market values set forth on this Account Statement reflect the value of the securities that can be realized upon the sale of such securities. In addition, the market values for the securities set forth in this Account Statement may differ from the market prices and information for the same securities used by other business units of The Bank of New York Mellon Trust Company, N.A., The Bank of New York Mellon or their respective subsidiaries or affiliates based upon market prices and information received from other third party pricing services utilized by such other business units. Corporate Trust does not compare its market values with those used by, or reconcile different market values used by, other business units of The Bank of New York Mellon Trust Company, N.A., The Bank of New York Mellon or their respective subsidiaries or affiliates. Neither The Bank of New York Mellon Trust Company, N.A. nor The Bank of New York Mellon shall be liable for any loss, damage or expense incurred as a result of or arising from or related to the market values or information provided by third party pricing services or the differences in market prices or information provided by other third party pricing services.

0
9 0000
E
1 PD
s 93235



BNY MELLON

The Bank of New York Mellon Trust Company, N.A.



KENT COUNTY WATER AUTHORITY
ATTN: FINANCE DIRECTOR
1072 MAIN STREET
WEST WARWICK, RI 02893

013042

Account Statement

Statement Period 09/01/2016 Through 09/30/2016

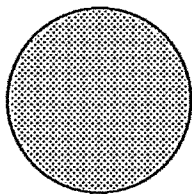
Account 853025
KENT COUNTY WATER AUTHORITY GENERAL
REFUNDING REVENUE BONDS 2012 SERIES A
(853025)

CLIENT SERVICE MANAGER: SUSAN CALISE
135 SANTILLI HIGHWAY AIM: 026-0018
EVERETT, MA 02149
617-382-5217
SUSAN.CALISE@BNYMELLON.COM

Go Paperless. Securely access your account online to view your statements. Ask your BNY Mellon contact how we can help you access your accounts, enter your own transactions or submit an audit confirmation online. Also be sure to ask how Connect(SM), our new web-based, single sign-on platform can help you go paperless.

Visit us at www.bnymellon.com

Account Overview



Percent of all Investments	Asset Classification	Market Value
100% ☺	CASH AND SHORT TERM	999,449.60
100%	TOTAL OF ALL INVESTMENTS	999,449.60

Summary of Assets Held

Asset Classification	Market Value	Cost	Accrued Income	Est Annual Income	Market Yield
CASH AND SHORT TERM	999,449.60	999,449.60	0.00	0.00	0.00%
ACCOUNT TOTALS	999,449.60	999,449.60	0.00	0.00	0.00%

Summary of Cash Transactions

Transaction Category	Current Period			Year-to-Date	
	Income	Principal	Realized Gains/Losses	Income	Principal
OPENING BALANCE	0.00	0.00		0.00	0.00
DIVIDENDS	218.04	0.00	0.00	1,589.64	0.00
SALES AND REDEMPTIONS	0.00	0.00	0.00	0.00	10,519.86
OTHER CASH DISBURSEMENTS	0.00	0.00	0.00	0.00	10,519.86 -
PURCHASES	218.04 -	0.00	0.00	1,589.64 -	0.00
CLOSING BALANCE	0.00	0.00	0.00	0.00	0.00

The above cash transactions summary is provided for information purposes only and may not reflect actual taxable income or deductible expenses as reportable under the Internal Revenue Code.

0
9 0000
M
1 PD
S 93235



BNY MELLON

The Bank of New York Mellon Trust Company, N.A.

Statement Period 09/01/2016 Through 09/30/2016

Account 853025

KCWA SER 2012 PJCT FD COI AC

Statement of Assets Held

Shares / Par Value	Asset Description	Market Price Average Cost	Market Value Cost	Accrued Income Est Annual Income	Market Yield
CASH AND SHORT TERM					
1,716.680	FIDELITY INVST MMKT GOVT 57 CUSIP: X9USDFIIN	1.00000	1,716.68	0.00	0.00%
997,732.920	FIDELITY INVST MMKT GOVT 57 CUSIP: X9USDFIIN	1.00000	997,732.92	0.00	0.00%
Total CASH AND SHORT TERM			999,449.60	0.00	0.00%
ACCOUNT TOTALS			999,449.60	0.00	0.00%
Total Market Value Plus Total Accrued Income 999,449.60			999,449.60	0.00	0.00%

Statement of Transactions

Transaction Date	Transaction Description	Income	Principal	Cost	Realized Gains/Losses
09/01/16	OPENING BALANCE	0.00	0.00	999,231.56	
09/02/16	Purchase FIDELITY INVST MMKT GOVT 57 TRADE DATE 09/02/16 SET/DATE 09/02/16 CUSIP X9USDFIIN 218.04 SHARES	218.04 -	0.00	218.04	0.00
09/02/16	Dividend FIDELITY INVST MMKT GOVT 57 TRADE DATE 09/02/16 SET/DATE 09/02/16 CUSIP X9USDFIIN 218.04 SHARES	218.04	0.00	0.00	0.00
09/02/16	DAILY ENDING BALANCE	0.00	0.00	999,449.60	0.00
09/30/16	CLOSING BALANCE	0.00	0.00	999,449.60	0.00

Cumulative realized capital gain and loss position from 12/31/2015 for securities held in principal of account:

Short Term: 0.00 * Long Term: 0.00 *

* The above gain and loss position does not include transactions where tax cost information is incomplete or unavailable.

Cash and securities set forth on this Account Statement are held by The Bank of New York Mellon, an affiliate of The Bank of New York Mellon Trust Company, N.A. In addition, The Bank of New York Mellon Trust Company, N.A. may utilize subsidiaries and affiliates to provide services and certain products to the Account. Subsidiaries and affiliates may be compensated for their services and products.

The value of securities set forth on this Account Statement are obtained by The Bank of New York Mellon Trust Company, N.A., from its affiliate, The Bank of New York Mellon which determines such values for Corporate Trust on the basis of market prices and information obtained by The Bank of New York Mellon from unaffiliated third parties (including independent pricing vendors) ("third party pricing services"). The Bank of New York Mellon has not verified such market values or information and makes no assurances as to the accuracy or correctness of such market values or information or that the market values set forth on this Account Statement reflect the value of the securities that can be realized upon the sale of such securities. In addition, the market values for the securities set forth in this Account Statement may differ from the market prices and information for the same securities used by other business units of The Bank of New York Mellon Trust Company, N.A., The Bank of New York Mellon or their respective subsidiaries or affiliates based upon market prices and information received from other third party pricing services utilized by such other business units. Corporate Trust does not compare its market values with those used by, or reconcile different market values used by, other business units of The Bank of New York Mellon Trust Company, N.A., The Bank of New York Mellon or their respective subsidiaries or affiliates. Neither The Bank of New York Mellon Trust Company, N.A. nor The Bank of New York Mellon shall be liable for any loss, damage or expense incurred as a result of or arising from or related to the market values or information provided by third party pricing services or the differences in market prices or information provided by other third party pricing services.

0
9 0000
M
1 PD
5 93236



BNY MELLON

The Bank of New York Mellon Trust Company, N.A.



KENT COUNTY WATER AUTHORITY
ATTN: FINANCE DIRECTOR
1072 MAIN STREET
WEST WARWICK, RI 02893

013042

Account Statement

Statement Period 09/01/2016 Through 09/30/2016

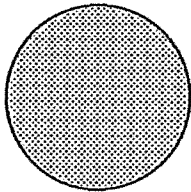
Account 853026
KENT COUNTY WATER AUTHORITY GENERAL
REFUNDING REVENUE BONDS DEBT SERVICE
SAVINGS ACCOUNT FOR CIP

CLIENT SERVICE MANAGER: SUSAN CALISE
135 SANTILLI HIGHWAY AIM: 026-0018
EVERETT, MA 02149
617-382-5217
SUSAN.CALISE@BNYMELLON.COM

Go Paperless. Securely access your account online to view your statements. Ask your BNY Mellon contact how we can help you access your accounts, enter your own transactions or submit an audit confirmation online. Also be sure to ask how Connect(SM), our new web-based, single sign-on platform can help you go paperless.

Visit us at www.bnymellon.com

Account Overview



Percent of all Investments	Asset Classification	Market Value
100% ☉	CASH AND SHORT TERM	0.50
100%	TOTAL OF ALL INVESTMENTS	0.50

Summary of Assets Held

Asset Classification	Market Value	Cost	Accrued Income	Est Annual Income	Market Yield
CASH AND SHORT TERM	0.50	0.50	0.00	0.00	0.00%
ACCOUNT TOTALS	0.50	0.50	0.00	0.00	0.00%

Summary of Cash Transactions

Transaction Category	Current Period			Year-to-Date	
	Income	Principal	Realized Gains/Losses	Income	Principal
OPENING BALANCE	0.00	0.00		0.00	0.00
DIVIDENDS	0.26	0.00	0.00	2,004.77	0.00
SALES AND REDEMPTIONS	0.00	0.00	0.00	2,134.35	1,860,305.43
OTHER CASH ADDITIONS	0.00	0.00	0.00	0.00	228,944.35
OTHER CASH DISBURSEMENTS	0.00	0.00	0.00	2,134.35 -	1,862,066.45 -
PURCHASES	0.26 -	0.00	0.00	2,004.77 -	227,183.33 -
CLOSING BALANCE	0.00	0.00	0.00	0.00	0.00

The above cash transactions summary is provided for information purposes only and may not reflect actual taxable income or deductible expenses as reportable under the Internal Revenue Code.

6
9 0000
m
1 PD
s 93227



BNY MELLON

The Bank of New York Mellon Trust Company, N.A.

Statement Period 09/01/2016 Through 09/30/2016

Account 853026

KCWA DEBT SERVICE SAVINGS CIP

Statement of Assets Held

Table with columns: Shares / Par Value, Asset Description, Market Price Average Cost, Market Value Cost, Accrued Income Est Annual Income, Market Yield. Rows include CASH AND SHORT TERM and ACCOUNT TOTALS.

Statement of Transactions

Table with columns: Transaction Date, Transaction Description, Income, Principal, Cost, Realized Gains/Losses. Rows include OPENING BALANCE, Purchase, Dividend, DAILY ENDING BALANCE, and CLOSING BALANCE.

Cumulative realized capital gain and loss position from 12/31/2015 for securities held in principal of account:

Short Term: 0.00 * Long Term: 0.00 *

* The above gain and loss position does not include transactions where tax cost information is incomplete or unavailable.


Cash and securities set forth on this Account Statement are held by The Bank of New York Mellon, an affiliate of The Bank of New York Mellon Trust Company, N.A. In addition, The Bank of New York Mellon Trust Company, N.A. may utilize subsidiaries and affiliates to provide services and certain products to the Account.

The value of securities set forth on this Account Statement are obtained by The Bank of New York Mellon Trust Company, N.A., from its affiliate, The Bank of New York Mellon which determines such values for Corporate Trust on the basis of market prices and information obtained by The Bank of New York Mellon from unaffiliated third parties (including independent pricing vendors) ("third party pricing services").

4 0000 m 1 PD 5 93237



August 31, 2016



0000275 04 MB 1.377 04 TR 00006 XBNEF401 000000
KENT COUNTY WATER AUTHORITY
ATTN: FINANCE DIRECTOR
1072 MAIN STREET
WEST WARWICK, RI 02893-3724

Envelope Contents

Account Information	Number of Pages	Starting Page Number	Account Information	Number of Pages	Starting Page Number
KCWA GENERAL REVENUE ACCOUNT 112600	4	1 of 28	KCWA DEBT SERVICE SAVINGS (2004) 112612	2	21 of 28
KCWA OPERATING REVENUE ALLOWANCE 112601	2	5 of 28	KCWA SER 2004A DEBT SERV RESRV 112613	2	23 of 28
KCWA GEN OP & MAINT ACCT 112602	4	7 of 28	KCWA RENEWAL/REPLACEMENT A/C (PUC-1) 667674	2	25 of 28
KCWA GEN REN & REP RESV ACCT 112603	2	11 of 28	KCWA RENEWAL/REPLACEMENT A/C (PUC-2) 667675	2	27 of 28
KCWA GEN RENEWAL AND REPLACEMENT AC 112604	2	13 of 28			
KCWA INFRASTRUCTURE ACCT 112605	4	15 of 28			
KCWA OPER & MAIN RESERVE ACCT 112606	2	19 of 28			

This Page Intentionally Blank



BNY MELLON

The Bank of New York Mellon Trust Company, N.A.

INT COUNTY WATER AUTHORITY
ATTN: FINANCE DIRECTOR
1072 MAIN STREET
WEST WARWICK, RI 02893-3724

Account Statement

Statement Period 08/01/2016 Through 08/31/2016

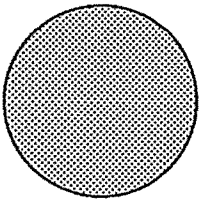
Account 112600
KCWA GENERAL REVENUE ACCOUNT

CLIENT SERVICE MANAGER: SUSAN CALISE
135 SANTILLI HIGHWAY AIM: 026-0018
EVERETT, MA 02149
617-382-5217
SUSAN.CALISE@BNYMELLON.COM

Go Paperless. Securely access your account online to view your statements. Ask your BNY Mellon contact how we can help you access your accounts, enter your own transactions or submit an audit confirmation online. Also be sure to ask how Connect(SM), our new web-based, single sign-on platform can help you go paperless.

Visit us at www.bnymellon.com

Account Overview



Percent of all Investments	Asset Classification	Market Value
100%	CASH AND SHORT TERM	532,958.63
100%	TOTAL OF ALL INVESTMENTS	532,958.63

Summary of Assets Held

Classification	Market Value	Cost	Accrued Income	Est Annual Income	Market Yield
CASH AND SHORT TERM	532,958.63	532,958.63	0.00	0.00	0.00%
ACCOUNT TOTALS	532,958.63	532,958.63	0.00	0.00	0.00%

Summary of Cash Transactions

Transaction Category	Current Period			Year-to-Date	
	Income	Principal	Realized Gains/Losses	Income	Principal
OPENING BALANCE	0.00	0.00		0.00	0.00
DIVIDENDS	142.56	0.00	0.00	1,700.92	0.00
SALES AND REDEMPTIONS	0.00	1,163,954.02	0.00	0.00	11,083,544.06
OTHER CASH ADDITIONS	0.00	2,073,732.15	0.00	0.00	15,573,532.90
OTHER CASH DISBURSEMENTS	142.56 -	2,302,541.66 -	0.00	1,700.92 -	16,259,061.81 -
PURCHASES	0.00	935,144.51 -	0.00	0.00	10,398,015.15 -
CLOSING BALANCE	0.00	0.00	0.00	0.00	0.00

The above cash transactions summary is provided for information purposes only and may not reflect actual taxable income or deductible expenses as reportable under the Internal Revenue Code.

000275 XBN1E1-901 000388

c
d 0000
m
1 PD3 s 92.019



BNY MELLON

The Bank of New York Mellon Trust Company, N.A.

Statement Period 08/01/2016 Through 08/31/2016

Account 112600

KCWA GENERAL REVENUE ACCOUNT

Statement of Assets Held

Table with columns: Shares / Par Value, Asset Description, Market Price Average Cost, Market Value Cost, Accrued Income Est Annual Income, Market Yield. Rows include CASH AND SHORT TERM and ACCOUNT TOTALS.

Statement of Transactions

Table with columns: Transaction Date, Transaction Description, Income, Principal, Cost, Realized Gains/Losses. Rows include various transactions from 08/01/16 to 08/22/16.

00000
M
1 P03 s 92019



BNY MELLON

The Bank of New York Mellon Trust Company, N.A.

Statement Period 08/01/2016 Through 08/31/2016

Account 112600

KCWA GENERAL REVENUE ACCOUNT

Statement of Transactions - Continued

000275 XBNEEF401 005889

Transaction Date	Transaction Description	Income	Principal	Cost	Realized Gains/Losses
08/22/16	435,000.00 SHARES Cash Credit ORD CUST:95690040 KENT COUNTY WATER CMDI 23 BROAD STREET WE ORD INST:WASHINGTON TRUST COMPANY WESTERLY, RHODE ISLAND DETAIL:KENT COUNTY WATER AUTHORITY/REC/ 000 IMA:20160822QMGFT007 000426 FTS:FDF1608220721300	0.00	435,000.00	0.00	0.00
08/22/16	DAILY ENDING BALANCE	0.00	0.00	946,910.70	0.00
08/23/16	Sale FIDELITY INVST MMKT GOVT 57 TRADE DATE 08/23/16 SET/DATE 08/23/16 CUSIP X9USDFIIN 250,000.00 SHARES	0.00	250,000.00	250,000.00 -	0.00
08/23/16	Cash Debit TRANSFER FROM GENERAL FUND TO O&M FUND F OR PARTIAL FUNDING OF APPROVED BUDGET	0.00	250,000.00 -	0.00	0.00
08/23/16	DAILY ENDING BALANCE	0.00	0.00	696,910.70	0.00
08/30/16	Sale FIDELITY INVST MMKT GOVT 57 TRADE DATE 08/30/16 SET/DATE 08/30/16 CUSIP X9USDFIIN 163,954.02 SHARES	0.00	163,954.02	163,954.02 -	0.00
08/30/16	Cash Credit ORD CUST:95690040 KENT COUNTY WATER CMDI 23 BROAD STREET WE ORD INST:WASHINGTON TRUST COMPANY WESTERLY, RHODE ISLAND DETAIL:KENT COUNTY WATER AUTHORITY/REC/ 000 IMA:20160830QMGFT008 001755 FTS:FDF1608301683000	0.00	638,587.64	0.00	0.00
08/30/16	Cash Debit TRANSFER FOR MONTH ENDS FLOW OF FUNDS	0.00	802,541.66 -	0.00	0.00
08/30/16	DAILY ENDING BALANCE	0.00	0.00	532,956.68	0.00
08/31/16	Purchase FIDELITY INVST MMKT GOVT 57 TRADE DATE 08/31/16 SET/DATE 08/31/16 CUSIP X9USDFIIN 1.95 SHARES	0.00	1.95 -	1.95	0.00
08/31/16	Cash Credit TRANSFER TO REVENUE FUND FROM O AND M AS WELL AS D/S	0.00	1.95	0.00	0.00
08/31/16	DAILY ENDING BALANCE	0.00	0.00	532,958.63	0.00
08/31/16	CLOSING BALANCE	0.00	0.00	532,958.63	0.00

Cumulative realized capital gain and loss position from 12/31/2015 for securities held in principal of account:

Short Term: 0.00 * Long Term: 0.00 *

* The above gain and loss position does not include transactions where tax cost information is incomplete or unavailable.

00000 M 1 P03 s 92020



BNY MELLON

The Bank of New York Mellon Trust Company, N.A.

Statement Period 08/01/2016 Through 08/31/2016

Account 112600

KCWA GENERAL REVENUE ACCOUNT

Cash and securities set forth on this Account Statement are held by The Bank of New York Mellon, an affiliate of The Bank of New York Mellon Trust Company, N.A. In addition, The Bank of New York Mellon Trust Company, N.A. may utilize subsidiaries and affiliates to provide services and certain products to the Account. Subsidiaries and affiliates may be compensated for their services and products.

The value of securities set forth on this Account Statement are obtained by The Bank of New York Mellon Trust Company, N.A., from its affiliate, The Bank of New York Mellon which determines such values for Corporate Trust on the basis of market prices and information obtained by The Bank of New York Mellon from unaffiliated third parties (including independent pricing vendors) ("third party pricing services"). The Bank of New York Mellon has not verified such market values or information and makes no assurances as to the accuracy or correctness of such market values or information or that the market values set forth on this Account Statement reflect the value of the securities that can be realized upon the sale of such securities. In addition, the market values for the securities set forth in this Account Statement may differ from the market prices and information for the same securities used by other business units of The Bank of New York Mellon Trust Company, N.A., The Bank of New York Mellon or their respective subsidiaries or affiliates based upon market prices and information received from other third party pricing services utilized by such other business units. Corporate Trust does not compare its market values with those used by, or reconcile different market values used by, other business units of The Bank of New York Mellon Trust Company, N.A., The Bank of New York Mellon or their respective subsidiaries or affiliates. Neither The Bank of New York Mellon Trust Company, N.A. nor The Bank of New York Mellon shall be liable for any loss, damage or expense incurred as a result of or arising from or related to the market values or information provided by third party pricing services or the differences in market prices or information provided by other third party pricing services.

00000
m
1 PDS s 92020



BNY MELLON

The Bank of New York Mellon Trust Company, N.A.

CENT COUNTY WATER AUTHORITY
ATTN: FINANCE DIRECTOR
1072 MAIN STREET
WEST WARWICK, RI 02893-3724

Account Statement

Statement Period 08/01/2016 Through 08/31/2016

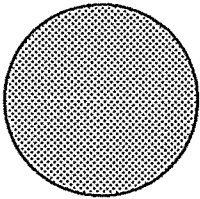
Account 112601
KCWA OPERATING REVENUE ALLOWANCE

CLIENT SERVICE MANAGER: SUSAN CALISE
135 SANTILLI HIGHWAY AIM: 026-0018
EVERETT, MA 02149
617-382-5217
SUSAN.CALISE@BNYMELLON.COM

Go Paperless. Securely access your account online to view your statements. Ask your BNY Mellon contact how we can help you access your accounts, enter your own transactions or submit an audit confirmation online. Also be sure to ask how Connect(SM), our new web-based, single sign-on platform can help you go paperless.

Visit us at www.bnymellon.com

Account Overview



Percent of all Investments	Asset Classification	Market Value
100% ☺	CASH AND SHORT TERM	1,242,119.85
100%	TOTAL OF ALL INVESTMENTS	1,242,119.85

Summary of Assets Held

Classification	Market Value	Cost	Accrued Income	Est Annual Income	Market Yield
CASH AND SHORT TERM	1,242,119.85	1,242,119.85	0.00	0.00	0.00%
ACCOUNT TOTALS	1,242,119.85	1,242,119.85	0.00	0.00	0.00%

Summary of Cash Transactions

Transaction Category	Current Period			Year-to-Date	
	Income	Principal	Realized Gains/Losses	Income	Principal
OPENING BALANCE	0.00	0.00		0.00	0.00
DIVIDENDS	252.08	0.00	0.00	1,588.73	0.00
SALES AND REDEMPTIONS	0.00	0.00	0.00	0.00	607,077.00
OTHER CASH ADDITIONS	0.00	24,556.74	0.00	0.00	196,026.01
OTHER CASH DISBURSEMENTS	252.08 -	0.00	0.00	1,588.73 -	607,077.00 -
PURCHASES	0.00	24,556.74 -	0.00	0.00	196,026.01 -
CLOSING BALANCE	0.00	0.00	0.00	0.00	0.00

The above cash transactions summary is provided for information purposes only and may not reflect actual taxable income or deductible expenses as reportable under the Internal Revenue Code.

000275 XENEF401 005890

C
0000
M
1P03
S
92021



BNY MELLON

The Bank of New York Mellon Trust Company, N.A.

Statement Period 08/01/2016 Through 08/31/2016

Account 112601

KCWA OPERATING REVENUE ALLOWANCE

Statement of Assets Held

Table with columns: Shares / Par Value, Asset Description, Market Price Average Cost, Market Value Cost, Accrued Income Est Annual Income, Market Yield. Rows include CASH AND SHORT TERM and ACCOUNT TOTALS.

Statement of Transactions

Table with columns: Transaction Date, Transaction Description, Income, Principal, Cost, Realized Gains/Losses. Rows include OPENING BALANCE, Dividend, Cash Credit, Cash Debit, and DAILY ENDING BALANCE for various dates in 2016.

08/31/16 CLOSING BALANCE 0.00 0.00 1,242,119.85 0.00

Cumulative realized capital gain and loss position from 12/31/2015 for securities held in principal of account:

Short Term: 0.00 * Long Term: 0.00 *

* The above gain and loss position does not include transactions where tax cost information is incomplete or unavailable.

Cash and securities set forth on this Account Statement are held by The Bank of New York Mellon, an affiliate of The Bank of New York Mellon Trust Company, N.A. In addition, The Bank of New York Mellon Trust Company, N.A. may utilize subsidiaries and affiliates to provide services and certain products to the Account.

The value of securities set forth on this Account Statement are obtained by The Bank of New York Mellon Trust Company, N.A., from its affiliate, The Bank of New York Mellon which determines such values for Corporate Trust on the basis of market prices and information obtained by The Bank of New York Mellon from unaffiliated third parties (including independent pricing vendors) ("third party pricing services").



BNY MELLON

The Bank of New York Mellon Trust Company, N.A.

WENT COUNTY WATER AUTHORITY
ATTN: FINANCE DIRECTOR
1072 MAIN STREET
WEST WARWICK, RI 02893-3724

Account Statement

Statement Period 08/01/2016 Through 08/31/2016

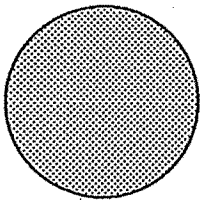
Account 112602
KCWA GEN OP & MAINT ACCT

CLIENT SERVICE MANAGER: SUSAN CALISE
135 SANTILLI HIGHWAY AIM: 026-0018
EVERETT, MA 02149
617-382-5217
SUSAN.CALISE@BNYMELLON.COM

Go Paperless. Securely access your account online to view your statements. Ask your BNY Mellon contact how we can help you access your accounts, enter your own transactions or submit an audit confirmation online. Also be sure to ask how Connect(SM), our new web-based, single sign-on platform can help you go paperless.

Visit us at www.bnymellon.com

Account Overview



Percent of all Investments	Asset Classification	Market Value
100% ☺	CASH AND SHORT TERM	1.07
100%	TOTAL OF ALL INVESTMENTS	1.07

Summary of Assets Held

Classification	Market Value	Cost	Accrued Income	Est Annual Income	Market Yield
CASH AND SHORT TERM	1.07	1.07	0.00	0.00	0.00%
ACCOUNT TOTALS	1.07	1.07	0.00	0.00	0.00%

Summary of Cash Transactions

Transaction Category	Current Period			Year-to-Date	
	Income	Principal	Realized Gains/Losses	Income	Principal
OPENING BALANCE	0.00	0.00		0.00	0.00
DIVIDENDS	1.07	0.00	0.00	1.72	0.00
SALES AND REDEMPTIONS	0.00	0.83	0.00	0.00	226,898.87
OTHER CASH ADDITIONS	0.00	1,500,001.07	0.00	0.00	8,426,899.94
OTHER CASH DISBURSEMENTS	1.07 -	1,500,000.83 -	0.00	1.72 -	8,426,898.87 -
PURCHASES	0.00	1.07 -	0.00	0.00	226,899.94 -
CLOSING BALANCE	0.00	0.00	0.00	0.00	0.00

The above cash transactions summary is provided for information purposes only and may not reflect actual taxable income or deductible expenses as reportable under the Internal Revenue Code.

000275 XBNEF401 005891

3
00000
M
1 PD3
S 92022



BNY MELLON

The Bank of New York Mellon Trust Company, N.A.

Statement Period 08/01/2016 Through 08/31/2016

Account 112602

KCWA GEN OP & MAINT ACCT

Statement of Assets Held

Shares / Par Value	Asset Description	Market Price Average Cost	Market Value Cost	Accrued Income Est Annual Income	Market Yield
CASH AND SHORT TERM					
1.070	FIDELITY INVST MMKT GOVT 57	1.00000	1.07	0.00	0.00%
	CUSIP: X9USDFIIN	1.00000	1.07	0.00	
Total CASH AND SHORT TERM			1.07	0.00	0.00%
			1.07	0.00	

ACCOUNT TOTALS

Total Market Value Plus Total Accrued Income 1.07

1.07 0.00 0.00%

Statement of Transactions

Transaction Date	Transaction Description	Income	Principal	Cost	Realized Gains/Losses
08/01/16	OPENING BALANCE	0.00	0.00	0.83	
08/02/16	Dividend FIDELITY INVST MMKT GOVT 57 TRADE DATE 08/02/16 SET/DATE 08/02/16 CUSIP X9USDFIIN 1.07 SHARES	1.07	0.00	0.00	0.00
08/02/16	Cash Credit CW00005525: SWP FRM 1126028401	0.00	1.07	0.00	0.00
08/02/16	Cash Debit CW00005525: SWP TO 1126028400	1.07 -	0.00	0.00	0.00
08/02/16	DAILY ENDING BALANCE	0.00	1.07	0.83	0.00
08/03/16	Purchase FIDELITY INVST MMKT GOVT 57 TRADE DATE 08/03/16 SET/DATE 08/03/16 CUSIP X9USDFIIN 1.07 SHARES	0.00	1.07 -	1.07	
08/03/16	DAILY ENDING BALANCE	0.00	0.00	1.90	0.00
08/10/16	Cash Credit TRANSFER TO O&M FUND FROM GENERAL FUND FOR PARTIAL FUNDING OF APPROVED BUDGET	0.00	750,000.00	0.00	0.00
08/10/16	Cash Debit WASHINGTON TRUST COMPANY 011500858 KENT COUNTY WATER AUTH. CHECK ACCT 95688690 WIRE TO KCWA- WASHINGTON TRUSTFOR OF PYMT-PARTIAL FUNDING OF APPROVED BUDGET PER REQ DTD 08/05/2016	0.00	750,000.00 -	0.00	0.00
08/10/16	DAILY ENDING BALANCE	0.00	0.00	1.90	0.00
08/18/16	Cash Credit TRANSFER TO O&M FUND FROM GENERAL FUND FOR PARTIAL FUNDING OF APPROVED BUDGET	0.00	500,000.00	0.00	0.00
08/18/16	Cash Debit WASHINGTON TRUST COMPANY 011500858 KENT COUNTY WATER AUTH. CHECK ACCT 95688690 WIRE TO KCWA- WASHINGTON TRUSTFOR OF PYMT-PARTIAL FUNDING OF APPROVED BUDGET PER REQ DTD 08/05/2016	0.00	500,000.00 -	0.00	0.00
08/18/16	DAILY ENDING BALANCE	0.00	0.00	1.90	0.00
08/23/16	Cash Credit TRANSFER TO O&M FUND FROM GENERAL FUND FOR PARTIAL FUNDING OF APPROVED BUDGET	0.00	250,000.00	0.00	0.00
08/23/16	Cash Debit WASHINGTON TRUST COMPANY 011500858 KENT COUNTY WATER AUTH. CHECK ACCT 95688690	0.00	250,000.00 -	0.00	0.00

9 0000 M 1 P03 s 92022



BNY MELLON

The Bank of New York Mellon Trust Company, N.A.

Statement Period 08/01/2016 Through 08/31/2016
Account 112602
KCWA GEN OP & MAINT ACCT

Statement of Transactions - Continued

000275 XBNEF401 005892

Transaction Date	Transaction Description	Income	Principal	Cost	Realized Gains/Losses
	WIRE TO KCWA- WASHINGTON TRUSTFOR OF PYMT-PARTIAL FUNDING OF APPROVED BUDGET PER REQ DTD 08/22/2016				
08/23/16	DAILY ENDING BALANCE	0.00	0.00	1.90	0.00
08/31/16	Sale FIDELITY INVST MMKT GOVT 57 TRADE DATE 08/31/16 SET/DATE 08/31/16 CUSIP X9USDFIIN 0.83 SHARES	0.00	0.83	0.83 -	0.00
08/31/16	Cash Debit TRANSFER FROM O AND M TO REVENUE FUND	0.00	0.83 -	0.00	0.00
08/31/16	DAILY ENDING BALANCE	0.00	0.00	1.07	0.00
08/31/16	CLOSING BALANCE	0.00	0.00	1.07	0.00

Cumulative realized capital gain and loss position from 12/31/2015 for securities held in principal of account:

Short Term: 0.00 * Long Term: 0.00 *

* The above gain and loss position does not include transactions where tax cost information is incomplete or unavailable.

Cash and securities set forth on this Account Statement are held by The Bank of New York Mellon, an affiliate of The Bank of New York Mellon Trust Company, N.A. In addition, The Bank of New York Mellon Trust Company, N.A. may utilize subsidiaries and affiliates to provide services and certain products to the Account. Subsidiaries and affiliates may be compensated for their services and products.

The value of securities set forth on this Account Statement are obtained by The Bank of New York Mellon Trust Company, N.A., from its affiliate, The Bank of New York Mellon which determines such values for Corporate Trust on the basis of market prices and information obtained by The Bank of New York Mellon from unaffiliated third parties (including independent pricing vendors) ("third party pricing services"). The Bank of New York Mellon has not verified such market values or information and makes no assurances as to the accuracy or correctness of such market values or information or that the market values set forth on this Account Statement reflect the value of the securities that can be realized in the sale of such securities. In addition, the market values for the securities set forth in this Account Statement may differ from the market prices and information for the same securities used by other business units of The Bank of New York Mellon Trust Company, N.A., The Bank of New York Mellon or their respective subsidiaries or affiliates based upon market prices and information received from other third party pricing services utilized by such other business units. Corporate Trust does not compare its market values with those used by, or reconcile different market values used by, other business units of The Bank of New York Mellon Trust Company, N.A., The Bank of New York Mellon or their respective subsidiaries or affiliates. Neither The Bank of New York Mellon Trust Company, N.A. nor The Bank of New York Mellon shall be liable for any loss, damage or expense incurred as a result of or arising from or related to the market values or information provided by third party pricing services or the differences in market prices or information provided by other third party pricing services.

00000 m 1 PD3 s 92.023

This Page Intentionally Blank



BNY MELLON

The Bank of New York Mellon Trust Company, N.A.

WENT COUNTY WATER AUTHORITY
ATTN: FINANCE DIRECTOR
1072 MAIN STREET
WEST WARWICK, RI 02893-3724

Account Statement

Statement Period 08/01/2016 Through 08/31/2016

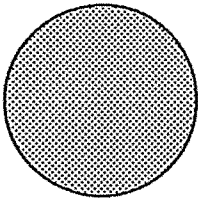
Account 112603
KCWA GEN REN & REP RESV ACCT

CLIENT SERVICE MANAGER: SUSAN CALISE
135 SANTILLI HIGHWAY AIM: 026-0018
EVERETT, MA 02149
617-382-5217
SUSAN.CALISE@BNYMELLON.COM

Go Paperless. Securely access your account online to view your statements. Ask your BNY Mellon contact how we can help you access your accounts, enter your own transactions or submit an audit confirmation online. Also be sure to ask how Connect(SM), our new web-based, single sign-on platform can help you go paperless.

Visit us at www.bnymellon.com

Account Overview



Percent of all Investments	Asset Classification	Market Value
100%	CASH AND SHORT TERM	1,377,915.44
100%	TOTAL OF ALL INVESTMENTS	1,377,915.44

Summary of Assets Held

Classification	Market Value	Cost	Accrued Income	Est Annual Income	Market Yield
CASH AND SHORT TERM	1,377,915.44	1,377,915.44	0.00	0.00	0.00%
ACCOUNT TOTALS	1,377,915.44	1,377,915.44	0.00	0.00	0.00%

Summary of Cash Transactions

Transaction Category	Current Period			Year-to-Date	
	Income	Principal	Realized Gains/Losses	Income	Principal
OPENING BALANCE	0.00	0.00		0.00	0.00
DIVIDENDS	290.49	0.00	0.00	1,874.84	0.00
OTHER CASH ADDITIONS	0.00	290.49	0.00	0.00	1,874.84
OTHER CASH DISBURSEMENTS	290.49 -	0.00	0.00	1,874.84 -	0.00
PURCHASES	0.00	290.49 -	0.00	0.00	1,874.84 -
CLOSING BALANCE	0.00	0.00	0.00	0.00	0.00

The above cash transactions summary is provided for information purposes only and may not reflect actual taxable income or deductible expenses as reportable under the Internal Revenue Code.

000275 XBNEF401 005693

g 0000 m 1 PDS s 92024



BNY MELLON

The Bank of New York Mellon Trust Company, N.A.

Statement Period 08/01/2016 Through 08/31/2016

Account 112603

KCWA GEN REN & REP RESV ACCT

Statement of Assets Held

Table with columns: Shares / Par Value, Asset Description, Market Price Average Cost, Market Value Cost, Accrued Income Est Annual Income, Market Yield. Rows include CASH AND SHORT TERM, ACCOUNT TOTALS, and Total Market Value Plus Total Accrued Income.

Statement of Transactions

Table with columns: Transaction Date, Transaction Description, Income, Principal, Cost, Realized Gains/Losses. Rows include OPENING BALANCE, Dividend, Cash Credit, Cash Debit, DAILY ENDING BALANCE, and CLOSING BALANCE.

Cumulative realized capital gain and loss position from 12/31/2015 for securities held in principal of account:

Short Term: 0.00 * Long Term: 0.00 *

* The above gain and loss position does not include transactions where tax cost information is incomplete or unavailable.

Cash and securities set forth on this Account Statement are held by The Bank of New York Mellon, an affiliate of The Bank of New York Mellon Trust Company, N.A. In addition, The Bank of New York Mellon Trust Company, N.A. may utilize subsidiaries and affiliates to provide services and certain products to the Account.

The value of securities set forth on this Account Statement are obtained by The Bank of New York Mellon Trust Company, N.A., from its affiliate, The Bank of New York Mellon which determines such values for Corporate Trust on the basis of market prices and information obtained by The Bank of New York Mellon from unaffiliated third parties (including independent pricing vendors) ("third party pricing services").



BNY MELLON

The Bank of New York Mellon Trust Company, N.A.

WENT COUNTY WATER AUTHORITY
ATTN: FINANCE DIRECTOR
1072 MAIN STREET
WEST WARWICK, RI 02893-3724

Account Statement

Statement Period 08/01/2016 Through 08/31/2016

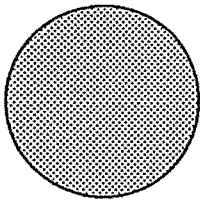
Account 112604
KCWA GEN RENEWAL AND REPLACEMENT AC

CLIENT SERVICE MANAGER: SUSAN CALISE
135 SANTILLI HIGHWAY AIM: 026-0018
EVERETT, MA 02149
617-382-5217
SUSAN.CALISE@BNYMELLON.COM

Go Paperless. Securely access your account online to view your statements. Ask your BNY Mellon contact how we can help you access your accounts, enter your own transactions or submit an audit confirmation online. Also be sure to ask how Connect(SM), our new web-based, single sign-on platform can help you go paperless.

Visit us at www.bnymellon.com

Account Overview



Percent of all Investments	Asset Classification	Market Value
100%	CASH AND SHORT TERM	87,390.29
100%	TOTAL OF ALL INVESTMENTS	87,390.29

Summary of Assets Held

Classification	Market Value	Cost	Accrued Income	Est Annual Income	Market Yield
CASH AND SHORT TERM	87,390.29	87,390.29	0.00	0.00	0.00%
ACCOUNT TOTALS	87,390.29	87,390.29	0.00	0.00	0.00%

Summary of Cash Transactions

Transaction Category	Current Period			Year-to-Date	
	Income	Principal	Realized Gains/Losses	Income	Principal
OPENING BALANCE	0.00	0.00		0.00	0.00
DIVIDENDS	15.09	0.00	0.00	95.01	0.00
SALES AND REDEMPTIONS	0.00	0.00	0.00	0.00	68,424.91
OTHER CASH ADDITIONS	0.00	8,348.42	0.00	0.00	66,761.65
OTHER CASH DISBURSEMENTS	15.09 -	0.00	0.00	95.01 -	68,424.91 -
PURCHASES	0.00	8,348.42 -	0.00	0.00	66,761.65 -
CLOSING BALANCE	0.00	0.00	0.00	0.00	0.00

The above cash transactions summary is provided for information purposes only and may not reflect actual taxable income or deductible expenses as reportable under the Internal Revenue Code.

000275 XBENEF401 005894

C
9 0000
M
1 PD3
S 92 025



BNY MELLON

The Bank of New York Mellon Trust Company, N.A.

Statement Period 08/01/2016 Through 08/31/2016

Account 112604

KCWA GEN RENEWAL AND REPLACEMENT AC

Statement of Assets Held

Table with columns: Shares / Par Value, Asset Description, Market Price Average Cost, Market Value Cost, Accrued Income Est Annual Income, Market Yield. Rows include CASH AND SHORT TERM and ACCOUNT TOTALS.

Statement of Transactions

Table with columns: Transaction Date, Transaction Description, Income, Principal, Cost, Realized Gains/Losses. Rows include OPENING BALANCE, Dividend, Cash Credit, Cash Debit, and DAILY ENDING BALANCE for various dates in 2016.

08/31/16 CLOSING BALANCE 0.00 0.00 87,390.29 0.00

Cumulative realized capital gain and loss position from 12/31/2015 for securities held in principal of account:

Short Term: 0.00 * Long Term: 0.00 *

* The above gain and loss position does not include transactions where tax cost information is incomplete or unavailable.

Cash and securities set forth on this Account Statement are held by The Bank of New York Mellon, an affiliate of The Bank of New York Mellon Trust Company, N.A. In addition, The Bank of New York Mellon Trust Company, N.A. may utilize subsidiaries and affiliates to provide services and certain products to the Account.

The value of securities set forth on this Account Statement are obtained by The Bank of New York Mellon Trust Company, N.A., from its affiliate, The Bank of New York Mellon which determines such values for Corporate Trust on the basis of market prices and information obtained by The Bank of New York Mellon from unaffiliated third parties (including independent pricing vendors) ("third party pricing services").



BNY MELLON

The Bank of New York Mellon Trust Company, N.A.

WENT COUNTY WATER AUTHORITY
ATTN: FINANCE DIRECTOR
1072 MAIN STREET
WEST WARWICK, RI 02893-3724

Account Statement

Statement Period 08/01/2016 Through 08/31/2016

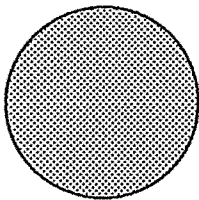
Account 112605
KCWA INFRASTRUCTURE ACCT

CLIENT SERVICE MANAGER: SUSAN CALISE
135 SANTILLI HIGHWAY AIM: 026-0018
EVERETT, MA 02149
617-382-5217
SUSAN.CALISE@BNYMELLON.COM

Go Paperless. Securely access your account online to view your statements. Ask your BNY Mellon contact how we can help you access your accounts, enter your own transactions or submit an audit confirmation online. Also be sure to ask how Connect(SM), our new web-based, single sign-on platform can help you go paperless.

Visit us at www.bnymellon.com

Account Overview



Percent of all Investments	Asset Classification	Market Value
100%	CASH AND SHORT TERM	3,017,678.33
100%	TOTAL OF ALL INVESTMENTS	3,017,678.33

Summary of Assets Held

Classification	Market Value	Cost	Accrued Income	Est Annual Income	Market Yield
CASH AND SHORT TERM	3,017,678.33	3,017,678.33	0.00	0.00	0.00%
ACCOUNT TOTALS	3,017,678.33	3,017,678.33	0.00	0.00	0.00%

Summary of Cash Transactions

Transaction Category	Current Period			Year-to-Date	
	Income	Principal	Realized Gains/Losses	Income	Principal
OPENING BALANCE	0.00	0.00		0.00	0.00
DIVIDENDS	969.94	0.00	0.00	6,611.18	0.00
SALES AND REDEMPTIONS	0.00	2,438,829.07	0.00	0.00	6,802,907.09
OTHER CASH ADDITIONS	0.00	450,969.94	0.00	0.00	3,606,611.18
OTHER CASH DISBURSEMENTS	969.94 -	2,439,799.01 -	0.00	6,611.18 -	6,805,895.03 -
PURCHASES	0.00	450,000.00 -	0.00	0.00	3,603,623.24 -
CLOSING BALANCE	0.00	0.00	0.00	0.00	0.00

The above cash transactions summary is provided for information purposes only and may not reflect actual taxable income or deductible expenses as reportable under the Internal Revenue Code.

c
9 0000
m
1 P03 s 92026

000275 XBNIEF401 005895



BNY MELLON

The Bank of New York Mellon Trust Company, N.A.

Statement Period 08/01/2016 Through 08/31/2016

Account 112605

KCWA INFRASTRUCTURE ACCT

Statement of Assets Held

Shares / Par Value	Asset Description	Market Price Average Cost	Market Value Cost	Accrued Income Est Annual Income	Market Yield
CASH AND SHORT TERM					
3,017,678.330	FIDELITY INVST MMKT GOVT 57 CUSIP: X9USDFIIN	1.00000 1.00000	3,017,678.33 3,017,678.33	0.00 0.00	0.00% 0.00%
Total CASH AND SHORT TERM			3,017,678.33	0.00	0.00%
ACCOUNT TOTALS			3,017,678.33	0.00	0.00%
Total Market Value Plus Total Accrued Income 3,017,678.33					

Statement of Transactions

Transaction Date	Transaction Description	Income	Principal	Cost	Realized Gains/Losses
08/01/16	OPENING BALANCE	0.00	0.00	5,006,507.40	
08/02/16	Dividend FIDELITY INVST MMKT GOVT 57 TRADE DATE 08/02/16 SET/DATE 08/02/16 CUSIP X9USDFIIN 969.94 SHARES	969.94	0.00	0.00	0.00
08/02/16	Cash Credit CW00005528: SWP FRM 1126058401	0.00	969.94	0.00	0.00
08/02/16	Cash Debit CW00005528: SWP TO 1126058400	969.94	0.00	0.00	0.00
08/02/16	DAILY ENDING BALANCE	0.00	969.94	5,006,507.40	0.00
08/03/16	Sale FIDELITY INVST MMKT GOVT 57 TRADE DATE 08/03/16 SET/DATE 08/03/16 CUSIP X9USDFIIN 1,519,209.66 SHARES	0.00	1,519,209.66	1,519,209.66	
08/03/16	Cash Debit CHEQUE NUMBER:0010111556 BOYLE AND FOGARTY (3PI/WRT 2080010) PAYMENT ON BEHALF OF KCWA IFR 2014A 280 APPLICATION 14 CSD:08/03/16	0.00	✓ 352,880.16	0.00	0.00
08/03/16	Cash Debit CHEQUE NUMBER:0010111551 C.B. UTILITY CO INC (3PI/WRT 2080010) PAYMENT ON BEHALF OF KCWA IFR 2015A (283) APP 2 CSD:08/03/16	0.00	✓ 466,736.14	0.00	0.00
08/03/16	Cash Debit CHEQUE NUMBER:0010111560 BOYLE AND FOGARTY 3PI/WRT 2080010 PAYMENT ON BEHALF OF KCWA IFR 2014A 280 APPLICATION 15 CSD:08/03/16	0.00	✓ 369,246.33	0.00	0.00
08/03/16	Cash Debit CHEQUE NUMBER:0010111510 BOYLE AND FOGARTY 3PI/WRT 2080010 PAYMENT ON BEHALF OF KCWA IFR 2014B 281 APPLICATION 12 CSD:08/03/16	0.00	✓ 331,316.97	0.00	0.00
08/03/16	DAILY ENDING BALANCE	0.00	0.00	3,487,297.74	0.00
08/23/16	Sale FIDELITY INVST MMKT GOVT 57 TRADE DATE 08/23/16 SET/DATE 08/23/16 CUSIP X9USDFIIN 919,619.41 SHARES	0.00	919,619.41	919,619.41	
08/23/16	Cash Debit	0.00	✓ 198,199.92	0.00	0.00

9 0000
M
1 PD3 S 92 026



BNY MELLON

The Bank of New York Mellon Trust Company, N.A.

Statement Period 08/01/2016 Through 08/31/2016

Account 112605

KCWA INFRASTRUCTURE ACCT

Statement of Transactions - Continued

Transaction Date	Transaction Description	Income	Principal	Cost	Realized Gains/Losses
08/23/16	CHEQUE NUMBER:0010114761 BOYLE AND FOGARTY (3PI/WRT2111439) PAYMENT ON BEHALF OF KCWA IFR 2014B (281) APPLICATION 13 CSD:08/23/16 Cash Debit	0.00	✓ 576,782.04 -	0.00	0.00
08/23/16	CHEQUE NUMBER:0010114764 C.B. UTILITY CO. (3PI/WRT2111439) PAYMENT ON BEHALF OF KCWA IFR 2015A (283) APPLICATION 3 CSD:08/23/16 Cash Debit	0.00	✓ 29,154.03 -	0.00	0.00
08/23/16	CHEQUE NUMBER:0010114759 BOYLE AND FOGARTY (3PI/WRT2111439) PAYMENT ON BEHALF OF KCWA IFR 2014A (280) APPLICATION 16 CSD:08/23/16 Cash Debit	0.00	✓ 115,483.42 -	0.00	0.00
08/23/16	CHEQUE NUMBER:0010114747 BOYLE AND FOGARTY (3PI/WRT2111439) PAYMENT ON BEHALF OF KCWA IFR 2015B (284), APPLICATION 1 CSD:08/23/16 DAILY ENDING BALANCE	0.00	0.00	2,567,678.33	0.00
08/30/16	Purchase FIDELITY INVST MMKT GOVT 57 TRADE DATE 08/30/16 SET/DATE 08/30/16 CUSIP X9USDFIIN 450,000.00 SHARES	0.00	450,000.00 -	450,000.00	0.00
08/30/16	Cash Credit CREDIT FROM REVENUE FUND TO INFRASTRUCTURE FUND FOR MONTHLY FLOW OF FUNDS	0.00	450,000.00	0.00	0.00
08/30/16	DAILY ENDING BALANCE	0.00	0.00	3,017,678.33	0.00
08/31/16	CLOSING BALANCE	0.00	0.00	3,017,678.33	0.00

Cumulative realized capital gain and loss position from 12/31/2015 for securities held in principal of account:

Short Term: 0.00 * Long Term: 0.00 *

* The above gain and loss position does not include transactions where tax cost information is incomplete or unavailable.

Cash and securities set forth on this Account Statement are held by The Bank of New York Mellon, an affiliate of The Bank of New York Mellon Trust Company, N.A. In addition, The Bank of New York Mellon Trust Company, N.A. may utilize subsidiaries and affiliates to provide services and certain products to the Account. Subsidiaries and affiliates may be compensated for their services and products.

The value of securities set forth on this Account Statement are obtained by The Bank of New York Mellon Trust Company, N.A., from its affiliate, The Bank of New York Mellon which determines such values for Corporate Trust on the basis of market prices and information obtained by The Bank of New York Mellon from unaffiliated third parties (including independent pricing vendors) ("third party pricing services"). The Bank of New York Mellon has not verified such market values or information and makes no assurances as to the accuracy or correctness of such market values or information or that the market values set forth on this Account Statement reflect the value of the securities that can be realized in the sale of such securities. In addition, the market values for the securities set forth in this Account Statement may differ from the market prices and information for the same securities used by other business units of The Bank of New York Mellon Trust Company, N.A., The Bank of New York Mellon or their respective subsidiaries or affiliates based upon market prices and information received from other third party pricing services utilized by such other business units. Corporate Trust does not compare its market values with those used by, or reconcile different market values used by, other business units of The Bank of New York Mellon Trust Company, N.A., The Bank of New York Mellon or their respective subsidiaries or affiliates. Neither The Bank of New York Mellon Trust Company, N.A. nor The Bank of New York Mellon shall be liable for any loss, damage or expense incurred as a result of or arising from or related to the market values or information provided by third party pricing services or the differences in market prices or information provided by other third party pricing services.

000275 XBNEF401 005895

0.0000
M
1P03
S 92,027

This Page Intentionally Blank



BNY MELLON

The Bank of New York Mellon Trust Company, N.A.

WENT COUNTY WATER AUTHORITY
ATTN: FINANCE DIRECTOR
1072 MAIN STREET
WEST WARWICK, RI 02893-3724

Account Statement

Statement Period 08/01/2016 Through 08/31/2016

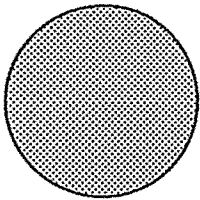
Account 112606
KCWA OPER & MAIN RESERVE ACCT

CLIENT SERVICE MANAGER: SUSAN CALISE
135 SANTILLI HIGHWAY AIM: 026-0018
EVERETT, MA 02149
617-382-5217
SUSAN.CALISE@BNYMELLON.COM

Go Paperless. Securely access your account online to view your statements. Ask your BNY Mellon contact how we can help you access your accounts, enter your own transactions or submit an audit confirmation online. Also be sure to ask how Connect(SM), our new web-based, single sign-on platform can help you go paperless.

Visit us at www.bnymellon.com

Account Overview



Percent of all Investments	Asset Classification	Market Value
100%	CASH AND SHORT TERM	2,642,003.79
100%	TOTAL OF ALL INVESTMENTS	2,642,003.79

Summary of Assets Held

Classification	Market Value	Cost	Accrued Income	Est Annual Income	Market Yield
CASH AND SHORT TERM	2,642,003.79	2,642,003.79	0.00	0.00	0.00%
ACCOUNT TOTALS	2,642,003.79	2,642,003.79	0.00	0.00	0.00%

Summary of Cash Transactions

Transaction Category	Current Period			Year-to-Date	
	Income	Principal	Realized Gains/Losses	Income	Principal
OPENING BALANCE	0.00	0.00		0.00	0.00
DIVIDENDS	556.99	0.00	0.00	3,594.68	0.00
OTHER CASH ADDITIONS	0.00	556.99	0.00	0.00	3,594.68
OTHER CASH DISBURSEMENTS	556.99 -	0.00	0.00	3,594.68 -	0.00
PURCHASES	0.00	556.99 -	0.00	0.00	3,594.68 -
CLOSING BALANCE	0.00	0.00	0.00	0.00	0.00

The above cash transactions summary is provided for information purposes only and may not reflect actual taxable income or deductible expenses as reportable under the Internal Revenue Code.

000275 XBNEF401 005697

0 0000
m
1 PD3 s 92028



BNY MELLON

The Bank of New York Mellon Trust Company, N.A.

Statement Period 08/01/2016 Through 08/31/2016

Account 112606

KCWA OPER & MAIN RESERVE ACCT

Statement of Assets Held

Shares / Par Value	Asset Description	Market Price Average Cost	Market Value Cost	Accrued Income Est Annual Income	Market Yield
CASH AND SHORT TERM					
2,642,003.790	FIDELITY INVST MMKT GOV'T 57 CUSIP: X9USDFIIN	1.00000 1.00000	2,642,003.79 2,642,003.79	0.00 0.00	0.00% 0.00%
Total CASH AND SHORT TERM			2,642,003.79	0.00	0.00%
ACCOUNT TOTALS			2,642,003.79	0.00	0.00%
Total Market Value Plus Total Accrued Income 2,642,003.79					

Statement of Transactions

Transaction Date	Transaction Description	Income	Principal	Cost	Realized Gains/Losses
08/01/16	OPENING BALANCE	0.00	0.00	2,641,446.80	
08/02/16	Dividend FIDELITY INVST MMKT GOV'T 57 TRADE DATE 08/02/16 SET/DATE 08/02/16 CUSIP X9USDFIIN 556.99 SHARES	556.99	0.00	0.00	0.00
08/02/16	Cash Credit CW00005529: SWP FRM 1126068401	0.00	556.99	0.00	0.00
08/02/16	Cash Debit CW00005529: SWP TO 1126068400	556.99 -	0.00	0.00	0.00
08/02/16	DAILY ENDING BALANCE	0.00	556.99	2,641,446.80	0.00
08/03/16	Purchase FIDELITY INVST MMKT GOV'T 57 TRADE DATE 08/03/16 SET/DATE 08/03/16 CUSIP X9USDFIIN 556.99 SHARES	0.00	556.99 -	556.99	
08/03/16	DAILY ENDING BALANCE	0.00	0.00	2,642,003.79	0.00
08/31/16	CLOSING BALANCE	0.00	0.00	2,642,003.79	0.00

Cumulative realized capital gain and loss position from 12/31/2015 for securities held in principal of account:

Short Term: 0.00 * Long Term: 0.00 *

* The above gain and loss position does not include transactions where tax cost information is incomplete or unavailable.

Cash and securities set forth on this Account Statement are held by The Bank of New York Mellon, an affiliate of The Bank of New York Mellon Trust Company, N.A. In addition, The Bank of New York Mellon Trust Company, N.A. may utilize subsidiaries and affiliates to provide services and certain products to the Account. Subsidiaries and affiliates may be compensated for their services and products.

The value of securities set forth on this Account Statement are obtained by The Bank of New York Mellon Trust Company, N.A., from its affiliate, The Bank of New York Mellon which determines such values for Corporate Trust on the basis of market prices and information obtained by The Bank of New York Mellon from unaffiliated third parties (including independent pricing vendors) ("third party pricing services"). The Bank of New York Mellon has not verified such market values or information and makes no assurances as to the accuracy or correctness of such market values or information or that the market values set forth on this Account Statement reflect the value of the securities that can be realized upon the sale of such securities. In addition, the market values for the securities set forth in this Account Statement may differ from the market prices and information for the same securities used by other business units of The Bank of New York Mellon Trust Company, N.A., The Bank of New York Mellon or their respective subsidiaries or affiliates based upon market prices and information received from other third party pricing services utilized by such other business units. Corporate Trust does not compare its market values with those used by, or reconcile different market values used by, other business units of The Bank of New York Mellon Trust Company, N.A., The Bank of New York Mellon or their respective subsidiaries or affiliates. Neither The Bank of New York Mellon Trust Company, N.A. nor The Bank of New York Mellon shall be liable for any loss, damage or expense incurred as a result of or arising from or related to the market values or information provided by third party pricing services or the differences in market prices or information provided by other third party pricing services.

00000
M
1P03
5 92028



BNY MELLON

The Bank of New York Mellon Trust Company, N.A.

WANT COUNTY WATER AUTHORITY
ATTN: FINANCE DIRECTOR
1072 MAIN STREET
WEST WARWICK, RI 02893-3724

Account Statement

Statement Period 08/01/2016 Through 08/31/2016

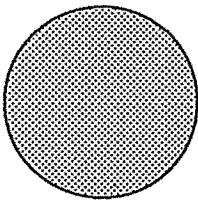
Account 112612
KCWA DEBT SERVICE SAVINGS (2004)

CLIENT SERVICE MANAGER: SUSAN CALISE
135 SANTILLI HIGHWAY AIM: 026-0018
EVERETT, MA 02149
617-382-5217
SUSAN.CALISE@BNYMELLON.COM

Go Paperless. Securely access your account online to view your statements. Ask your BNY Mellon contact how we can help you access your accounts, enter your own transactions or submit an audit confirmation online. Also be sure to ask how Connect(SM), our new web-based, single sign-on platform can help you go paperless.

Visit us at www.bnymellon.com

Account Overview



Percent of all Investments	Asset Classification	Market Value
100% ⊕	CASH AND SHORT TERM	0.23
100%	TOTAL OF ALL INVESTMENTS	0.23

Summary of Assets Held

Classification	Market Value	Cost	Accrued Income	Est Annual Income	Market Yield
CASH AND SHORT TERM	0.23	0.23	0.00	0.00	0.00%
ACCOUNT TOTALS	0.23	0.23	0.00	0.00	0.00%

Summary of Cash Transactions

Transaction Category	Current Period			Year-to-Date	
	Income	Principal	Realized Gains/Losses	Income	Principal
OPENING BALANCE	0.00	0.00		0.00	0.00
DIVIDENDS	0.23	0.00	0.00	2,345.83	0.00
SALES AND REDEMPTIONS	0.00	914.24	0.00	0.00	2,275,071.77
OTHER CASH ADDITIONS	0.00	0.23	0.00	0.00	467,345.83
OTHER CASH DISBURSEMENTS	0.23 -	914.24 -	0.00	2,345.83 -	2,275,071.77 -
PURCHASES	0.00	0.23 -	0.00	0.00	467,345.83 -
CLOSING BALANCE	0.00	0.00	0.00	0.00	0.00

The above cash transactions summary is provided for information purposes only and may not reflect actual taxable income or deductible expenses as reportable under the Internal Revenue Code.

999991101-4011033000

0 0000 m 1 P03 s 92,029



BNY MELLON

The Bank of New York Mellon Trust Company, N.A.

Statement Period 08/01/2016 Through 08/31/2016

Account 112612

KCWA DEBT SERVICE SAVINGS (2004)

Statement of Assets Held

Table with columns: Shares / Par Value, Asset Description, Market Price Average Cost, Market Value Cost, Accrued Income Est Annual Income, Market Yield. Rows include CASH AND SHORT TERM and ACCOUNT TOTALS.

Statement of Transactions

Table with columns: Transaction Date, Transaction Description, Income, Principal, Cost, Realized Gains/Losses. Rows include OPENING BALANCE, Dividend, Cash Credit, Cash Debit, and DAILY ENDING BALANCE for various dates in 2016.

08/31/16 CLOSING BALANCE 0.00 0.00 0.23 0.00

Cumulative realized capital gain and loss position from 12/31/2015 for securities held in principal of account:

Short Term: 0.00 * Long Term: 0.00 *

* The above gain and loss position does not include transactions where tax cost information is incomplete or unavailable.

Cash and securities set forth on this Account Statement are held by The Bank of New York Mellon, an affiliate of The Bank of New York Mellon Trust Company, N.A. In addition, The Bank of New York Mellon Trust Company, N.A. may utilize subsidiaries and affiliates to provide services and certain products to the Account.

The value of securities set forth on this Account Statement are obtained by The Bank of New York Mellon Trust Company, N.A., from its affiliate, The Bank of New York Mellon which determines such values for Corporate Trust on the basis of market prices and information obtained by The Bank of New York Mellon from unaffiliated third parties (including independent pricing vendors) ("third party pricing services").

0000 E 1P03 s 92029



BNY MELLON

The Bank of New York Mellon Trust Company, N.A.

WENT COUNTY WATER AUTHORITY
ATTN: FINANCE DIRECTOR
1072 MAIN STREET
WEST WARWICK, RI 02893-3724

Account Statement

Statement Period 08/01/2016 Through 08/31/2016

Account 112613
KCWA SER 2004A DEBT SERV RESRV

CLIENT SERVICE MANAGER: SUSAN CALISE
135 SANTILLI HIGHWAY AIM: 026-0018
EVERETT, MA 02149
617-382-5217
SUSAN.CALISE@BNYMELLON.COM

Go Paperless. Securely access your account online to view your statements. Ask your BNY Mellon contact how we can help you access your accounts, enter your own transactions or submit an audit confirmation online. Also be sure to ask how Connect(SM), our new web-based, single sign-on platform can help you go paperless.

Visit us at www.bnymellon.com

Summary of Assets Held

Asset Classification	Market Value	Cost	Accrued Income	Est Annual Income	Market Yield
No Assets Held					

Summary of Cash Transactions

Transaction Category	Current Period			Year-to-Date	
	Income	Principal	Realized Gains/Losses	Income	Principal
OPENING BALANCE	0.00	0.00		0.00	0.00
SALES AND REDEMPTIONS	1.12	0.00	0.00	1.12	0.00
OTHER CASH ADDITIONS	1.12	1.12	0.00	1.12	1.12
OTHER CASH DISBURSEMENTS	2.24 -	1.12 -	0.00	2.24 -	1.12 -
CLOSING BALANCE	0.00	0.00	0.00	0.00	0.00

The above cash transactions summary is provided for information purposes only and may not reflect actual taxable income or deductible expenses as reportable under the Internal Revenue Code.

0002/75 XBNM1401 005999

C 90000 M 1 PD3 S 92030



BNY MELLON

The Bank of New York Mellon Trust Company, N.A.

Statement Period 08/01/2016 Through 08/31/2016

Account 112613

KCWA SER 2004A DEBT SERV RESRV

Statement of Transactions

Transaction Date	Transaction Description	Income	Principal	Cost	Realized Gains/Losses
08/01/16	OPENING BALANCE	0.00	0.00	1.12	
08/31/16	Sale FIDELITY INVST MMKT GOVT 57 TRADE DATE 08/31/16 SET/DATE 08/31/16 CUSIP X9USDFIINI 1.12 SHARES	1.12	0.00	1.12 -	0.00
08/31/16	Cash Credit TRANSFER FROM INT TO PRINCIPAL	1.12	0.00	0.00	0.00
08/31/16	Cash Credit I TO P	0.00	1.12	0.00	0.00
08/31/16	Cash Debit TRANSFER FROM D/S TO REVENUE FUND	0.00	1.12 -	0.00	0.00
08/31/16	Cash Debit I TO P	1.12 -	0.00	0.00	0.00
08/31/16	Cash Debit TRANSFER FROM INT TO PRINCIPAL	1.12 -	0.00	0.00	0.00
08/31/16	DAILY ENDING BALANCE	0.00	0.00	0.00	0.00
08/31/16	CLOSING BALANCE	0.00	0.00	0.00	0.00

Cumulative realized capital gain and loss position from 12/31/2015 for securities held in principal of account:

Short Term: 0.00 * Long Term: 0.00 *

* The above gain and loss position does not include transactions where tax cost information is incomplete or unavailable.

Cash and securities set forth on this Account Statement are held by The Bank of New York Mellon, an affiliate of The Bank of New York Mellon Trust Company, N.A. In addition, The Bank of New York Mellon Trust Company, N.A. may utilize subsidiaries and affiliates to provide services and certain products to the Account. Subsidiaries and affiliates may be compensated for their services and products.

The value of securities set forth on this Account Statement are obtained by The Bank of New York Mellon Trust Company, N.A., from its affiliate, The Bank of New York Mellon which determines such values for Corporate Trust on the basis of market prices and information obtained by The Bank of New York Mellon from unaffiliated third parties (including independent pricing vendors) ("third party pricing services"). The Bank of New York Mellon has not verified such market values or information and makes no assurances as to the accuracy or correctness of such market values or information or that the market values set forth on this Account Statement reflect the value of the securities that can be realized upon the sale of such securities. In addition, the market values for the securities set forth in this Account Statement may differ from the market prices and information for the same securities used by other business units of The Bank of New York Mellon Trust Company, N.A., The Bank of New York Mellon or their respective subsidiaries or affiliates based upon market prices and information received from other third party pricing services utilized by such other business units. Corporate Trust does not compare its market values with those used by, or reconcile different market values used by, other business units of The Bank of New York Mellon Trust Company, N.A., The Bank of New York Mellon or their respective subsidiaries or affiliates. Neither The Bank of New York Mellon Trust Company, N.A. nor The Bank of New York Mellon shall be liable for any loss, damage or expense incurred as a result of or arising from or related to the market values or information provided by third party pricing services or the differences in market prices or information provided by other third party pricing services.



BNY MELLON

The Bank of New York Mellon Trust Company, N.A.

WENT COUNTY WATER AUTHORITY
ATTN: FINANCE DIRECTOR
1072 MAIN STREET
WEST WARWICK, RI 02893-3724

Account Statement

Statement Period 08/01/2016 Through 08/31/2016

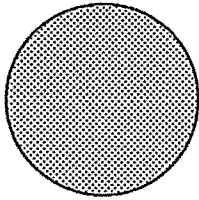
Account 667674
KCWA RENEWAL/REPLACEMENT A/C (PUC - 1)
MISC GSP / IMMS KCWA
RENEWAL/REPLACEMENT A/C (PUC-1)

CLIENT SERVICE MANAGER: SUSAN CALISE
135 SANTILLI HIGHWAY AIM: 026-0018
EVERETT, MA 02149
617-382-5217
SUSAN.CALISE@BNYMELLON.COM

Go Paperless. Securely access your account online to view your statements. Ask your BNY Mellon contact how we can help you access your accounts, enter your own transactions or submit an audit confirmation online. Also be sure to ask how Connect(SM), our new web-based, single sign-on platform can help you go paperless.

Visit us at www.bnymellon.com

Account Overview



Percent of all Investments	Asset Classification	Market Value
100%	CASH AND SHORT TERM	4,641,527.17
100%	TOTAL OF ALL INVESTMENTS	4,641,527.17

Summary of Assets Held

Classification	Market Value	Cost	Accrued Income	Est Annual Income	Market Yield
CASH AND SHORT TERM	4,641,527.17	4,641,527.17	0.00	0.00	0.00%
ACCOUNT TOTALS	4,641,527.17	4,641,527.17	0.00	0.00	0.00%

Summary of Cash Transactions

Transaction Category	Current Period			Year-to-Date	
	Income	Principal	Realized Gains/Losses	Income	Principal
OPENING BALANCE	0.00	4,641,527.17		0.00	0.00
OTHER CASH ADDITIONS	0.00	0.00	0.00	0.00	4,641,527.17
CLOSING BALANCE	0.00	4,641,527.17	0.00	0.00	4,641,527.17

The above cash transactions summary is provided for information purposes only and may not reflect actual taxable income or deductible expenses as reportable under the Internal Revenue Code.

000275 XANIEF401 005900

c
g 0000
m
i PD3 s 92 031



BNY MELLON

The Bank of New York Mellon Trust Company, N.A.

Statement Period 08/01/2016 Through 08/31/2016

Account 667674

KCWA RENEWAL/REPLACEMENT A/C (PUC-1)

Statement of Assets Held

Shares / Par Value	Asset Description	Market Price Average Cost	Market Value Cost	Accrued Income Est Annual Income	Market Yield
CASH AND SHORT TERM					
	CASH BALANCE	0.00000	4,641,527.17	0.00	0.00%
		0.00000	4,641,527.17	0.00	0.00%
Total CASH AND SHORT TERM			4,641,527.17	0.00	0.00%
			4,641,527.17	0.00	
ACCOUNT TOTALS			4,641,527.17	0.00	0.00%
Total Market Value Plus Total Accrued Income 4,641,527.17			4,641,527.17	0.00	

Statement of Transactions

Transaction Date	Transaction Description	Income	Principal	Cost	Realized Gains/Losses
No Transactions This Period					

Cash and securities set forth on this Account Statement are held by The Bank of New York Mellon, an affiliate of The Bank of New York Mellon Trust Company, N.A. In addition, The Bank of New York Mellon Trust Company, N.A. may utilize subsidiaries and affiliates to provide services and certain products to the Account. Subsidiaries and affiliates may be compensated for their services and products.

The value of securities set forth on this Account Statement are obtained by The Bank of New York Mellon Trust Company, N.A., from its affiliate, The Bank of New York Mellon which determines such values for Corporate Trust on the basis of market prices and information obtained by The Bank of New York Mellon from unaffiliated third parties (including independent pricing vendors) ("third party pricing services"). The Bank of New York Mellon has not verified such market values or information and makes no assurances as to the accuracy or correctness of such market values or information or that the market values set forth on this Account Statement reflect the value of the securities that can be realized upon the sale of such securities. In addition, the market values for the securities set forth in this Account Statement may differ from the market prices and information for the same securities used by other business units of The Bank of New York Mellon Trust Company, N.A., The Bank of New York Mellon or their respective subsidiaries or affiliates based upon market prices and information received from other third party pricing services utilized by such other business units. Corporate Trust does not compare its market values with those used by, or reconcile different market values used by, other business units of The Bank of New York Mellon Trust Company, N.A., The Bank of New York Mellon or their respective subsidiaries or affiliates. Neither The Bank of New York Mellon Trust Company, N.A. nor The Bank of New York Mellon shall be liable for any loss, damage or expense incurred as a result of or arising from or related to the market values or information provided by third party pricing services or the differences in market prices or information provided by other third party pricing services.

0000
M
1P03
5 92031



BNY MELLON

The Bank of New York Mellon Trust Company, N.A.

KENT COUNTY WATER AUTHORITY
ATTN: FINANCE DIRECTOR
1072 MAIN STREET
WEST WARWICK, RI 02893-3724

Account Statement

Statement Period 08/01/2016 Through 08/31/2016

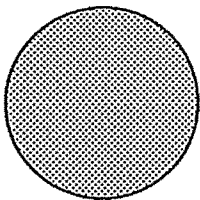
Account 667675
KCWA RENEWAL/REPLACEMENT A/C (PUC - 1)
MISC GSP / IMMS KCWA
RENEWAL/REPLACEMENT A/C (PUC - 2)

CLIENT SERVICE MANAGER: SUSAN CALISE
135 SANTILLI HIGHWAY AIM: 026-0018
EVERETT, MA 02149
617-382-5217
SUSAN.CALISE@BNYMELLON.COM

Go Paperless. Securely access your account online to view your statements. Ask your BNY Mellon contact how we can help you access your accounts, enter your own transactions or submit an audit confirmation online. Also be sure to ask how Connect(SM), our new web-based, single sign-on platform can help you go paperless.

Visit us at www.bnymellon.com

Account Overview



Percent of all Investments	Asset Classification	Market Value
100%	CASH AND SHORT TERM	1,323,294.05
100%	TOTAL OF ALL INVESTMENTS	1,323,294.05

Summary of Assets Held

Classification	Market Value	Cost	Accrued Income	Est Annual Income	Market Yield
CASH AND SHORT TERM	1,323,294.05	1,323,294.05	0.00	0.00	0.00%
ACCOUNT TOTALS	1,323,294.05	1,323,294.05	0.00	0.00	0.00%

Summary of Cash Transactions

Transaction Category	Current Period			Year-to-Date	
	Income	Principal	Realized Gains/Losses	Income	Principal
OPENING BALANCE	0.00	1,183,263.43		0.00	0.00
OTHER CASH ADDITIONS	0.00	140,030.62	0.00	0.00	1,323,294.05
CLOSING BALANCE	0.00	1,323,294.05	0.00	0.00	1,323,294.05

The above cash transactions summary is provided for information purposes only and may not reflect actual taxable income or deductible expenses as reportable under the Internal Revenue Code.

000275 XENEF401 005901 E

0 00000 m 1 P03 s 92032



BNY MELLON

The Bank of New York Mellon Trust Company, N.A.

Statement Period 08/01/2016 Through 08/31/2016

Account 667675

KCWA RENEWAL/REPLACEMENT A/C (PUC-2)

Statement of Assets Held

Shares / Par Value	Asset Description	Market Price Average Cost	Market Value Cost	Accrued Income Est Annual Income	Market Yield
CASH AND SHORT TERM					
	CASH BALANCE	0.00000	1,323,294.05	0.00	0.00%
		0.00000	1,323,294.05	0.00	0.00%
Total CASH AND SHORT TERM			1,323,294.05	0.00	0.00%
			1,323,294.05	0.00	
ACCOUNT TOTALS			1,323,294.05	0.00	0.00%
Total Market Value Plus Total Accrued Income 1,323,294.05			1,323,294.05	0.00	

Statement of Transactions

Transaction Date	Transaction Description	Income	Principal	Cost	Realized Gains/Losses
08/01/16	OPENING BALANCE	0.00	1,183,263.43	0.00	
08/30/16	Cash Credit CREDIT FROM REVENUE FUND TO R AND R PUC 2004 FUND FOR MONTHLY FLOW OF FUNDS	0.00	93,000.00	0.00	0.00
08/30/16	Cash Credit CREDIT FROM REVENUE FUND TO R AND R PUC 2012 FUND FOR MONTHLY FLOW OF FUNDS	0.00	45,362.00	0.00	0.00
08/30/16	DAILY ENDING BALANCE	0.00	1,321,625.43	0.00	0.00
08/31/16	Cash Credit DS SAVINGS 2012 REFUNDING	0.00	754.38	0.00	0.00
08/31/16	Cash Credit DS SAVINGS 2004	0.00	914.24	0.00	0.00
08/31/16	DAILY ENDING BALANCE	0.00	1,323,294.05	0.00	0.00
08/31/16	CLOSING BALANCE	0.00	1,323,294.05	0.00	0.00

Cumulative realized capital gain and loss position from 12/31/2015 for securities held in principal of account:

Short Term: 0.00 * Long Term: 0.00 *

* The above gain and loss position does not include transactions where tax cost information is incomplete or unavailable.

Cash and securities set forth on this Account Statement are held by The Bank of New York Mellon, an affiliate of The Bank of New York Mellon Trust Company, N.A. In addition, The Bank of New York Mellon Trust Company, N.A. may utilize subsidiaries and affiliates to provide services and certain products to the Account. Subsidiaries and affiliates may be compensated for their services and products.

The value of securities set forth on this Account Statement are obtained by The Bank of New York Mellon Trust Company, N.A., from its affiliate, The Bank of New York Mellon which determines such values for Corporate Trust on the basis of market prices and information obtained by The Bank of New York Mellon from unaffiliated third parties (including independent pricing vendors) ("third party pricing services"). The Bank of New York Mellon has not verified such market values or information and makes no assurances as to the accuracy or correctness of such market values or information or that the market values set forth on this Account Statement reflect the value of the securities that can be realized upon the sale of such securities. In addition, the market values for the securities set forth in this Account Statement may differ from the market prices and information for the same securities used by other business units of The Bank of New York Mellon Trust Company, N.A., The Bank of New York Mellon or their respective subsidiaries or affiliates based upon market prices and information received from other third party pricing services utilized by such other business units. Corporate Trust does not compare its market values with those used by, or reconcile different market values used by, other business units of The Bank of New York Mellon Trust Company, N.A., The Bank of New York Mellon or their respective subsidiaries or affiliates. Neither The Bank of New York Mellon Trust Company, N.A. nor The Bank of New York Mellon shall be liable for any loss, damage or expense incurred as a result of or arising from or related to the market values or information provided by third party pricing services or the differences in market prices or information provided by other third party pricing services.

00000
M
1 P03 S 92032



August 31, 2016



00007907.02.MB 0.416 02 TR 00039 XBNED402 000000
 KENT COUNTY WATER AUTHORITY
 ATTN: FINANCE DIRECTOR
 1072 MAIN STREET
 WEST WARWICK, RI 02893

Envelope Contents

Account Information	Number of Pages	Starting Page Number	Account Information	Number of Pages	Starting Page Number
KCWA SER 2012 DSR FUND 853023	2	1 of 10			
KCWA SER 2012 DEBT SERVICE FD 853024	2	3 of 10			
KCWA SER 2012 PJCT FD COI AC 853025	2	5 of 10			
KCWA DEBT SERVICE SAVINGS CIP 853026	4	7 of 10			

This Page Intentionally Blank



BNY MELLON

The Bank of New York Mellon Trust Company, N.A.

KENT COUNTY WATER AUTHORITY
ATTN: FINANCE DIRECTOR
1072 MAIN STREET
WEST WARWICK, RI 02893

Account Statement

Statement Period 08/01/2016 Through 08/31/2016

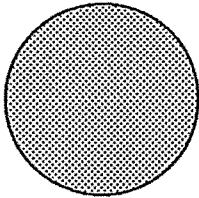
Account 853023
KENT COUNTY WATER AUTHORITY GENERAL
REFUNDING REVENUE BONDS 2012 SERIES A
(853023)

CLIENT SERVICE MANAGER: SUSAN CALISE
135 SANTILLI HIGHWAY AIM: 026-0018
EVERETT, MA 02149
617-382-5217
SUSAN.CALISE@BNYMELLON.COM

Go Paperless. Securely access your account online to view your statements. Ask your BNY Mellon contact how we can help you access your accounts, enter your own transactions or submit an audit confirmation online. Also be sure to ask how Connect(SM), our new web-based, single sign-on platform can help you go paperless.

Visit us at www.bnymellon.com

Account Overview



Percent of all Investments	Asset Classification	Market Value
100% ☉	CASH AND SHORT TERM	1,801,727.04
100%	TOTAL OF ALL INVESTMENTS	1,801,727.04

Summary of Assets Held

Asset Classification	Market Value	Cost	Accrued Income	Est Annual Income	Market Yield
CASH AND SHORT TERM	1,801,727.04	1,801,727.04	0.00	0.00	0.00%
ACCOUNT TOTALS	1,801,727.04	1,801,727.04	0.00	0.00	0.00%

Summary of Cash Transactions

Transaction Category	Current Period			Year-to-Date	
	Income	Principal	Realized Gains/Losses	Income	Principal
OPENING BALANCE	0.00	0.00		0.00	0.00
DIVIDENDS	379.81	0.00	0.00	2,451.45	0.00
PURCHASES	379.81 -	0.00	0.00	2,451.45 -	0.00
CLOSING BALANCE	0.00	0.00	0.00	0.00	0.00

The above cash transactions summary is provided for information purposes only and may not reflect actual taxable income or deductible expenses as reportable under the Internal Revenue Code.

01/23/2016 2:08:21 PM

C 0000 M 1 PDS S 92094



BNY MELLON

The Bank of New York Mellon Trust Company, N.A.

Statement Period 08/01/2016 Through 08/31/2016

Account 853023

KCWA SER 2012 DSR FUND

Statement of Assets Held

Table with columns: Shares / Par Value, Asset Description, Market Price Average Cost, Market Value Cost, Accrued Income Est Annual Income, Market Yield. Rows include CASH AND SHORT TERM with details for FIDELITY INVST MMKT GOVT 57.

ACCOUNT TOTALS

Total Market Value Plus Total Accrued Income 1,801,727.04

Statement of Transactions

Table with columns: Transaction Date, Transaction Description, Income, Principal, Cost, Realized Gains/Losses. Rows include OPENING BALANCE, Purchase, Dividend, DAILY ENDING BALANCE, and CLOSING BALANCE.

Cumulative realized capital gain and loss position from 12/31/2015 for securities held in principal of account:

Short Term: 0.00 * Long Term: 0.00 *

* The above gain and loss position does not include transactions where tax cost information is incomplete or unavailable.

Cash and securities set forth on this Account Statement are held by The Bank of New York Mellon, an affiliate of The Bank of New York Mellon Trust Company, N.A. In addition, The Bank of New York Mellon Trust Company, N.A. may utilize subsidiaries and affiliates to provide services and certain products to the Account.

The value of securities set forth on this Account Statement are obtained by The Bank of New York Mellon Trust Company, N.A., from its affiliate, The Bank of New York Mellon which determines such values for Corporate Trust on the basis of market prices and information obtained by The Bank of New York Mellon from unaffiliated third parties (including independent pricing vendors) ("third party pricing services").

0000
M
1P03
5 92034



BNY MELLON

The Bank of New York Mellon Trust Company, N.A.

KENT COUNTY WATER AUTHORITY
ATTN: FINANCE DIRECTOR
1072 MAIN STREET
WEST WARWICK, RI 02893

Account Statement

Statement Period 08/01/2016 Through 08/31/2016

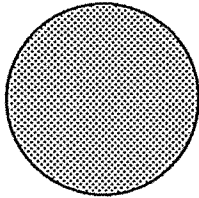
Account 853024
KENT COUNTY WATER AUTHORITY GENERAL
REFUNDING REVENUE BONDS 2012 SERIES A
(853024)

CLIENT SERVICE MANAGER: SUSAN CALISE
135 SANTILLI HIGHWAY AIM: 026-0018
EVERETT, MA 02149
617-382-5217
SUSAN.CALISE@BNYMELLON.COM

Go Paperless. Securely access your account online to view your statements. Ask your BNY Mellon contact how we can help you access your accounts, enter your own transactions or submit an audit confirmation online. Also be sure to ask how Connect(SM), our new web-based, single sign-on platform can help you go paperless.

Visit us at www.bnymellon.com

Account Overview



Percent of all Investments	Asset Classification	Market Value
100% ☉	CASH AND SHORT TERM	365,584.39
100%	TOTAL OF ALL INVESTMENTS	365,584.39

Summary of Assets Held

Asset Classification	Market Value	Cost	Accrued Income	Est Annual Income	Market Yield
CASH AND SHORT TERM	365,584.39	365,584.39	0.00	0.00	0.00%
ACCOUNT TOTALS	365,584.39	365,584.39	0.00	0.00	0.00%

Summary of Cash Transactions

Transaction Category	Current Period			Year-to-Date	
	Income	Principal	Realized Gains/Losses	Income	Principal
OPENING BALANCE	0.00	0.00		0.00	0.00
DIVIDENDS	180.36	0.00	0.00	1,647.06	0.00
SALES AND REDEMPTIONS	0.00	0.00	0.00	0.00	2,175,100.00
OTHER CASH ADDITIONS	0.00	181,541.67	0.00	0.00	1,451,566.67
OTHER CASH DISBURSEMENTS	0.00	0.00	0.00	0.00	2,177,666.69 -
PURCHASES	180.36 -	181,541.67 -	0.00	1,647.06 -	1,448,999.98 -
CLOSING BALANCE	0.00	0.00	0.00	0.00	0.00

The above cash transactions summary is provided for information purposes only and may not reflect actual taxable income or deductible expenses as reportable under the Internal Revenue Code.

c
0000
m
1PD3 s 92035



BNY MELLON

The Bank of New York Mellon Trust Company, N.A.

Statement Period 08/01/2016 Through 08/31/2016

Account 853024

KCWA SER 2012 DEBT SERVICE FD

Statement of Assets Held

Shares / Par Value	Asset Description	Market Price Average Cost	Market Value Cost	Accrued Income Est Annual Income	Market Yield
CASH AND SHORT TERM					
1,738.970	FIDELITY INVST MMKT GOVT 57 CUSIP: X9USDFIIN	1.00000	1,738.97	0.00	0.00%
363,845.420	FIDELITY INVST MMKT GOVT 57 CUSIP: X9USDFIIN	1.00000	363,845.42	0.00	0.00%
	Total CASH AND SHORT TERM		365,584.39	0.00	0.00%

ACCOUNT TOTALS

			365,584.39	0.00	0.00%
Total Market Value Plus Total Accrued Income			365,584.39	0.00	

Statement of Transactions

Transaction Date	Transaction Description	Income	Principal	Cost	Realized Gains/Losses
08/01/16	OPENING BALANCE	0.00	0.00	183,862.36	
08/02/16	Purchase FIDELITY INVST MMKT GOVT 57 TRADE DATE 08/02/16 SET/DATE 08/02/16 CUSIP X9USDFIIN 180.36 SHARES	180.36	0.00	180.36	0.00
08/02/16	Dividend FIDELITY INVST MMKT GOVT 57 TRADE DATE 08/02/16 SET/DATE 08/02/16 CUSIP X9USDFIIN 180.36 SHARES	180.36	0.00	0.00	0.00
08/02/16	DAILY ENDING BALANCE	0.00	0.00	184,042.72	0.00
08/30/16	Purchase FIDELITY INVST MMKT GOVT 57 TRADE DATE 08/30/16 SET/DATE 08/30/16 CUSIP X9USDFIIN 181,541.67 SHARES	0.00	181,541.67	181,541.67	0.00
08/30/16	Cash Credit CREDIT FROM REVENUE FUND TO DS FUND FUND FOR MONTHLY FLOW OF FUNDS	0.00	181,541.67	0.00	0.00
08/30/16	DAILY ENDING BALANCE	0.00	0.00	365,584.39	0.00
08/31/16	CLOSING BALANCE	0.00	0.00	365,584.39	0.00

Cumulative realized capital gain and loss position from 12/31/2015 for securities held in principal of account:

Short Term: 0.00 * Long Term: 0.00 *

* The above gain and loss position does not include transactions where tax cost information is incomplete or unavailable.

Cash and securities set forth on this Account Statement are held by The Bank of New York Mellon, an affiliate of The Bank of New York Mellon Trust Company, N.A. In addition, The Bank of New York Mellon Trust Company, N.A. may utilize subsidiaries and affiliates to provide services and certain products to the Account. Subsidiaries and affiliates may be compensated for their services and products.

The value of securities set forth on this Account Statement are obtained by The Bank of New York Mellon Trust Company, N.A., from its affiliate, The Bank of New York Mellon which determines such values for Corporate Trust on the basis of market prices and information obtained by The Bank of New York Mellon from unaffiliated third parties (including independent pricing vendors) ("third party pricing services"). The Bank of New York Mellon has not verified such market values or information and makes no assurances as to the accuracy or correctness of such market values or information or that the market values set forth on this Account Statement reflect the value of the securities that can be realized upon the sale of such securities. In addition, the market values for the securities set forth in this Account Statement may differ from the market prices and information for the same securities used by other business units of The Bank of New York Mellon Trust Company, N.A., The Bank of New York Mellon or their respective subsidiaries or affiliates based upon market prices and information received from other third party pricing services utilized by such other business units. Corporate Trust does not compare its market values with those used by, or reconcile different market values used by, other business units of The Bank of New York Mellon Trust Company, N.A., The Bank of New York Mellon or their respective subsidiaries or affiliates. Neither The Bank of New York Mellon Trust Company, N.A. nor The Bank of New York Mellon shall be liable for any loss, damage or expense incurred as a result of or arising from or related to the market values or information provided by third party pricing services or the differences in market prices or information provided by other third party pricing services.



BNY MELLON

The Bank of New York Mellon Trust Company, N.A.

KENT COUNTY WATER AUTHORITY
ATTN: FINANCE DIRECTOR
1072 MAIN STREET
WEST WARWICK, RI 02893

Account Statement

Statement Period 08/01/2016 Through 08/31/2016

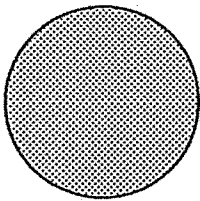
Account 853025
KENT COUNTY WATER AUTHORITY GENERAL
REFUNDING REVENUE BONDS 2012 SERIES A
(853025)

CLIENT SERVICE MANAGER: SUSAN CALISE
135 SANTILLI HIGHWAY AIM: 026-0018
EVERETT, MA 02149
617-382-5217
SUSAN.CALISE@BNYMELLON.COM

Go Paperless. Securely access your account online to view your statements. Ask your BNY Mellon contact how we can help you access your accounts, enter your own transactions or submit an audit confirmation online. Also be sure to ask how Connect(SM), our new web-based, single sign-on platform can help you go paperless.

Visit us at www.bnymellon.com

Account Overview



Percent of all Investments	Asset Classification	Market Value
100% ⊕	CASH AND SHORT TERM	999,231.56
100%	TOTAL OF ALL INVESTMENTS	999,231.56

Summary of Assets Held

Asset Classification	Market Value	Cost	Accrued Income	Est Annual Income	Market Yield
CASH AND SHORT TERM	999,231.56	999,231.56	0.00	0.00	0.00%
ACCOUNT TOTALS	999,231.56	999,231.56	0.00	0.00	0.00%

Summary of Cash Transactions

Transaction Category	Current Period			Year-to-Date	
	Income	Principal	Realized Gains/Losses	Income	Principal
OPENING BALANCE	0.00	0.00		0.00	0.00
DIVIDENDS	210.65	0.00	0.00	1,371.60	0.00
SALES AND REDEMPTIONS	0.00	0.00	0.00	0.00	10,519.86
OTHER CASH DISBURSEMENTS	0.00	0.00	0.00	0.00	10,519.86 -
PURCHASES	210.65 -	0.00	0.00	1,371.60 -	0.00
CLOSING BALANCE	0.00	0.00	0.00	0.00	0.00

The above cash transactions summary is provided for information purposes only and may not reflect actual taxable income or deductible expenses as reportable under the Internal Revenue Code.

0012017 ADINELR09Z 0022080

5
9 0000
M
1 P03 S 92,036



BNY MELLON

The Bank of New York Mellon Trust Company, N.A.

Statement Period 08/01/2016 Through 08/31/2016

Account 853025

KCWA SER 2012 PJCT FD COI AC

Statement of Assets Held

Shares / Par Value	Asset Description	Market Price Average Cost	Market Value Cost	Accrued Income Est Annual Income	Market Yield
CASH AND SHORT TERM					
1,498.640	FIDELITY INVST MMKT GOVT 57 CUSIP: X9USDFIIN	1.00000	1,498.64	0.00	0.00%
997,732.920	FIDELITY INVST MMKT GOVT 57 CUSIP: X9USDFIIN	1.00000	997,732.92	0.00	0.00%
		1.00000	997,732.92	0.00	0.00%
	Total CASH AND SHORT TERM		999,231.56	0.00	0.00%
			999,231.56	0.00	0.00%
ACCOUNT TOTALS					
			999,231.56	0.00	0.00%
Total Market Value Plus Total Accrued Income 999,231.56					

Statement of Transactions

Transaction Date	Transaction Description	Income	Principal	Cost	Realized Gains/Losses
08/01/16	OPENING BALANCE	0.00	0.00	999,020.91	
08/02/16	Purchase FIDELITY INVST MMKT GOVT 57 TRADE DATE 08/02/16 SET/DATE 08/02/16 CUSIP X9USDFIINI 210.65 SHARES	210.65 -	0.00	210.65	0.00
08/02/16	Dividend FIDELITY INVST MMKT GOVT 57 TRADE DATE 08/02/16 SET/DATE 08/02/16 CUSIP X9USDFIINI 210.65 SHARES	210.65	0.00	0.00	0.00
08/02/16	DAILY ENDING BALANCE	0.00	0.00	999,231.56	0.00
08/31/16	CLOSING BALANCE	0.00	0.00	999,231.56	0.00

Cumulative realized capital gain and loss position from 12/31/2015 for securities held in principal of account:

Short Term: 0.00 * Long Term: 0.00 *

* The above gain and loss position does not include transactions where tax cost information is incomplete or unavailable.

Cash and securities set forth on this Account Statement are held by The Bank of New York Mellon, an affiliate of The Bank of New York Mellon Trust Company, N.A. In addition, The Bank of New York Mellon Trust Company, N.A. may utilize subsidiaries and affiliates to provide services and certain products to the Account. Subsidiaries and affiliates may be compensated for their services and products.

The value of securities set forth on this Account Statement are obtained by The Bank of New York Mellon Trust Company, N.A., from its affiliate, The Bank of New York Mellon which determines such values for Corporate Trust on the basis of market prices and information obtained by The Bank of New York Mellon from unaffiliated third parties (including independent pricing vendors) ("third party pricing services"). The Bank of New York Mellon has not verified such market values or information and makes no assurances as to the accuracy or correctness of such market values or information or that the market values set forth on this Account Statement reflect the value of the securities that can be realized upon the sale of such securities. In addition, the market values for the securities set forth in this Account Statement may differ from the market prices and information for the same securities used by other business units of The Bank of New York Mellon Trust Company, N.A., The Bank of New York Mellon or their respective subsidiaries or affiliates based upon market prices and information received from other third party pricing services utilized by such other business units. Corporate Trust does not compare its market values with those used by, or reconcile different market values used by, other business units of The Bank of New York Mellon Trust Company, N.A., The Bank of New York Mellon or their respective subsidiaries or affiliates. Neither The Bank of New York Mellon Trust Company, N.A. nor The Bank of New York Mellon shall be liable for any loss, damage or expense incurred as a result of or arising from or related to the market values or information provided by third party pricing services or the differences in market prices or information provided by other third party pricing services.



BNY MELLON

The Bank of New York Mellon Trust Company, N.A.

KENT COUNTY WATER AUTHORITY
ATTN: FINANCE DIRECTOR
1072 MAIN STREET
WEST WARWICK, RI 02893

Account Statement

Statement Period 08/01/2016 Through 08/31/2016

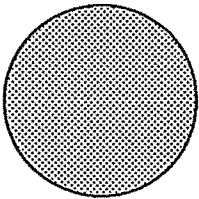
Account 853026
KENT COUNTY WATER AUTHORITY GENERAL
REFUNDING REVENUE BONDS DEBT SERVICE
SAVINGS ACCOUNT FOR CIP

Go Paperless. Securely access your account online to view your statements. Ask your BNY Mellon contact how we can help you access your accounts, enter your own transactions or submit an audit confirmation online. Also be sure to ask how Connect(SM), our new web-based, single sign-on platform can help you go paperless.

CLIENT SERVICE MANAGER: SUSAN CALISE
135 SANTILLI HIGHWAY AIM: 026-0018
EVERETT, MA 02149
617-382-5217
SUSAN.CALISE@BNYMELLON.COM

Visit us at www.bnymellon.com

Account Overview



Percent of all Investments	Asset Classification	Market Value
100% ☺	CASH AND SHORT TERM	0.24
100%	TOTAL OF ALL INVESTMENTS	0.24

Summary of Assets Held

Classification	Market Value	Cost	Accrued Income	Est Annual Income	Market Yield
CASH AND SHORT TERM	0.24	0.24	0.00	0.00	0.00%
ACCOUNT TOTALS	0.24	0.24	0.00	0.00	0.00%

Summary of Cash Transactions

Transaction Category	Current Period			Year-to-Date	
	Income	Principal	Realized Gains/Losses	Income	Principal
OPENING BALANCE	0.00	0.00		0.00	0.00
DIVIDENDS	0.24	0.00	0.00	2,004.51	0.00
SALES AND REDEMPTIONS	381.29	373.09	0.00	2,134.35	1,860,305.43
OTHER CASH ADDITIONS	0.00	381.29	0.00	0.00	228,944.35
OTHER CASH DISBURSEMENTS	381.29 -	754.38 -	0.00	2,134.35 -	1,862,066.45 -
PURCHASES	0.24 -	0.00	0.00	2,004.51 -	227,183.33 -
CLOSING BALANCE	0.00	0.00	0.00	0.00	0.00

The above cash transactions summary is provided for information purposes only and may not reflect actual taxable income or deductible expenses as reportable under the Internal Revenue Code.

C 00000 M 1 P03 S 92037



BNY MELLON

The Bank of New York Mellon Trust Company, N.A.

Statement Period 08/01/2016 Through 08/31/2016

Account 853026

KCWA DEBT SERVICE SAVINGS CIP

Statement of Assets Held

Shares / Par Value	Asset Description	Market Price Average Cost	Market Value Cost	Accrued Income Est Annual Income	Market Yield
CASH AND SHORT TERM					
0.240	FIDELITY INVST MMKT GOVT 57	1.00000	0.24	0.00	0.00%
	CUSIP: X9USDFIIN	1.00000	0.24	0.00	
Total CASH AND SHORT TERM			0.24	0.00	0.00%
			0.24	0.00	
ACCOUNT TOTALS					
Total Market Value Plus Total Accrued Income 0.24			0.24	0.00	0.00%

Statement of Transactions

Transaction Date	Transaction Description	Income	Principal	Cost	Realized Gains/Losses
08/01/16	OPENING BALANCE	0.00	0.00	754.38	
08/02/16	Purchase FIDELITY INVST MMKT GOVT 57 TRADE DATE 08/02/16 SET/DATE 08/02/16 CUSIP X9USDFIIN 0.24 SHARES	0.24	0.00	0.24	0.00
08/02/16	Dividend FIDELITY INVST MMKT GOVT 57 TRADE DATE 08/02/16 SET/DATE 08/02/16 CUSIP X9USDFIIN 0.24 SHARES	0.24	0.00	0.00	0.00
08/02/16	DAILY ENDING BALANCE	0.00	0.00	754.62	0.00
08/31/16	Sale FIDELITY INVST MMKT GOVT 57 TRADE DATE 08/31/16 SET/DATE 08/31/16 CUSIP X9USDFIIN 373.09 SHARES	0.00	373.09	373.09	
08/31/16	Sale FIDELITY INVST MMKT GOVT 57 TRADE DATE 08/31/16 SET/DATE 08/31/16 CUSIP X9USDFIIN 381.29 SHARES	381.29	0.00	381.29	0.00
08/31/16	Cash Credit TRANSFER FROM INT TO PRINCIPAL	0.00	381.29	0.00	0.00
08/31/16	Cash Debit TRANSFER FROM INT TO PRINCIPAL	381.29	0.00	0.00	0.00
08/31/16	Cash Debit TRANSFER TO ACCOUNT 667675 2016	0.00	754.38	0.00	0.00
08/31/16	DAILY ENDING BALANCE	0.00	0.00	0.24	0.00
08/31/16	CLOSING BALANCE	0.00	0.00	0.24	0.00

Cumulative realized capital gain and loss position from 12/31/2015 for securities held in principal of account:

Short Term: 0.00 * Long Term: 0.00 *

* The above gain and loss position does not include transactions where tax cost information is incomplete or unavailable.



BNY MELLON

The Bank of New York Mellon Trust Company, N.A.

Statement Period 08/01/2016 Through 08/31/2016

Account 853026

KCWA DEBT SERVICE SAVINGS CIP

Cash and securities set forth on this Account Statement are held by The Bank of New York Mellon, an affiliate of The Bank of New York Mellon Trust Company, N.A. In addition, The Bank of New York Mellon Trust Company, N.A. may utilize subsidiaries and affiliates to provide services and certain products to the Account. Subsidiaries and affiliates may be compensated for their services and products.

The value of securities set forth on this Account Statement are obtained by The Bank of New York Mellon Trust Company, N.A., from its affiliate, The Bank of New York Mellon which determines such values for Corporate Trust on the basis of market prices and information obtained by The Bank of New York Mellon from unaffiliated third parties (including independent pricing vendors) ("third party pricing services"). The Bank of New York Mellon has not verified such market values or information and makes no assurances as to the accuracy or correctness of such market values or information or that the market values set forth on this Account Statement reflect the value of the securities that can be realized at the sale of such securities. In addition, the market values for the securities set forth in this Account Statement may differ from the market prices and information for the same securities used by other business units of The Bank of New York Mellon Trust Company, N.A., The Bank of New York Mellon or their respective subsidiaries or affiliates based upon market prices and information received from other third party pricing services utilized by such other business units. Corporate Trust does not compare its market values with those used by, or reconcile different market values used by, other business units of The Bank of New York Mellon Trust Company, N.A., The Bank of New York Mellon or their respective subsidiaries or affiliates. Neither The Bank of New York Mellon Trust Company, N.A. nor The Bank of New York Mellon shall be liable for any loss, damage or expense incurred as a result of or arising from or related to the market values or information provided by third party pricing services or the differences in market prices or information provided by other third party pricing services.

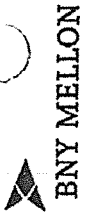
00000
M
1 P03
S 92038

This Page Intentionally Blank

c 9 0000 m 1 P03 s 92,038



July 31, 2016



00000253 04 MB 1.377 04 TR 00006 XBNEF401 000000
 KENT COUNTY WATER AUTHORITY
 ATTN: FINANCE DIRECTOR
 1072 MAIN STREET
 WEST WARWICK, RI 02893-3724

Envelope Contents

Account Information	Number of Pages	Starting Page Number	Account Information	Number of Pages	Starting Page Number
KCWA GENERAL REVENUE ACCOUNT 112600	4	1 of 32	KCWA DEBT SERVICE SAVINGS (2004) 112612	2	25 of 32
KCWA OPERATING REVENUE ALLOWANCE 112601	4	5 of 32	KCWA SER 2004A DEBT SERV RESRV 112613	2	27 of 32
KCWA GEN OP & MAINT ACCT 112602	4	9 of 32	KCWA RENEWAL/REPLACEMENT A/C (PUC-1) 667674	2	29 of 32
KCWA GEN REN & REP RESV ACCT 112603	2	13 of 32	KCWA RENEWAL/REPLACEMENT A/C (PUC-2) 667675	2	31 of 32
KCWA GEN RENEWAL AND REPLACEMENT AC 112604	4	15 of 32			
KCWA INFRASTRUCTURE ACCT 112605	4	19 of 32			
KCWA OPER & MAIN RESERVE ACCT 112606	2	23 of 32			

This Page Intentionally Blank



BNY MELLON

The Bank of New York Mellon Trust Company, N.A.

CITY COUNTY WATER AUTHORITY
ATTN: FINANCE DIRECTOR
1072 MAIN STREET
WEST WARWICK, RI 02893-3724

Account Statement

Statement Period 07/01/2016 Through 07/31/2016


Account 112600
KCWA GENERAL REVENUE ACCOUNT

CLIENT SERVICE MANAGER: SUSAN CALISE
135 SANTILLI HIGHWAY AIM: 026-0018
EVERETT, MA 02149
617-382-5217
SUSAN.CALISE@BNYMELLON.COM

Go Paperless. Securely access your account online to view your statements. Ask your BNY Mellon contact how we can help you access your accounts, enter your own transactions or submit an audit confirmation online. Also be sure to ask how Connect(SM), our new web-based, single sign-on platform can help you go paperless.

Visit us at www.bnymellon.com

Account Overview



Percent of all Investments	Asset Classification	Market Value
100% ☉	CASH AND SHORT TERM	761,768.14
100%	TOTAL OF ALL INVESTMENTS	761,768.14

Summary of Assets Held

Asset Classification	Market Value	Cost	Accrued Income	Est Annual Income	Market Yield
CASH AND SHORT TERM	761,768.14	761,768.14	0.00	0.00	0.00%
ACCOUNT TOTALS	761,768.14	761,768.14	0.00	0.00	0.00%

Summary of Cash Transactions

Transaction Category	Current Period			Year-to-Date	
	Income	Principal	Realized Gains/Losses	Income	Principal
OPENING BALANCE	0.00	401,657.37		0.00	0.00
DIVIDENDS	240.85	0.00	0.00	1,558.36	0.00
SALES AND REDEMPTIONS	0.00	1,157,946.87	0.00	0.00	9,919,590.04
OTHER CASH ADDITIONS	0.00	1,800,240.85	0.00	0.00	13,499,800.75
OTHER CASH DISBURSEMENTS	240.85 -	2,260,488.53 -	0.00	1,558.36 -	13,956,520.15 -
PURCHASES	0.00	1,099,356.56 -	0.00	0.00	9,462,870.64 -
CLOSING BALANCE	0.00	0.00	0.00	0.00	0.00

The above cash transactions summary is provided for information purposes only and may not reflect actual taxable income or deductible expenses as reportable under the Internal Revenue Code.

5
9 0000
M
1 P03
S 32499



BNY MELLON

The Bank of New York Mellon Trust Company, N.A.

Statement Period 07/01/2016 Through 07/31/2016

Account 112600

KCWA GENERAL REVENUE ACCOUNT

Statement of Assets Held

Shares / Par Value	Asset Description	Market Price Average Cost	Market Value Cost	Accrued Income Est Annual Income	Market Yield
CASH AND SHORT TERM					
761,768.140	FIDELITY INVST MMKT GOVT 57 CUSIP: X9USDFIIN	1.00000 1.00000	761,768.14 761,768.14	0.00 0.00	0.00%
Total CASH AND SHORT TERM			761,768.14	0.00	0.00%
ACCOUNT TOTALS			761,768.14	0.00	0.00%
Total Market Value Plus Total Accrued Income 761,768.14					

Statement of Transactions

Transaction Date	Transaction Description	Income	Principal	Cost	Realized Gains/Losses
07/01/16	OPENING BALANCE	0.00	401,657.37	820,358.45	
07/01/16	Purchase FIDELITY INVST MMKT GOVT 57 TRADE DATE 07/01/16 SET/DATE 07/01/16 CUSIP X9USDFIIN 401,657.37 SHARES	0.00	401,657.37 -	401,657.37	0.00
07/01/16	DAILY ENDING BALANCE	0.00	0.00	1,222,015.82	0.00
07/05/16	Dividend FIDELITY INVST MMKT GOVT 57 TRADE DATE 07/05/16 SET/DATE 07/05/16 CUSIP X9USDFIIN 240.85 SHARES	240.85	0.00	0.00	0.00
07/05/16	Cash Credit CW00005523: SWP FRM 1126008401	0.00	240.85	0.00	0.00
07/05/16	Cash Debit CW00005523: SWP TO 1126008400	240.85 -	0.00	0.00	0.00
07/05/16	DAILY ENDING BALANCE	0.00	240.85	1,222,015.82	0.00
07/06/16	Purchase FIDELITY INVST MMKT GOVT 57 TRADE DATE 07/06/16 SET/DATE 07/06/16 CUSIP X9USDFIIN 240.85 SHARES	0.00	240.85 -	240.85	0.00
07/06/16	DAILY ENDING BALANCE	0.00	0.00	1,222,256.67	0.00
07/14/16	Sale FIDELITY INVST MMKT GOVT 57 TRADE DATE 07/14/16 SET/DATE 07/14/16 CUSIP X9USDFIIN 1,000,000.00 SHARES	0.00	1,000,000.00	1,000,000.00 -	0.00
07/14/16	Cash Debit TRANSFER FROM GENERAL FUND TO Q/M FUND FOR PARTIAL FUNDING OF APPROVED BUDGET	0.00	1,000,000.00 -	0.00	0.00
07/14/16	DAILY ENDING BALANCE	0.00	0.00	222,256.67	0.00
07/26/16	Sale FIDELITY INVST MMKT GOVT 57 TRADE DATE 07/26/16 SET/DATE 07/26/16 CUSIP X9USDFIIN 157,946.87 SHARES	0.00	157,946.87 -	157,946.87 -	0.00
07/26/16	Cash Debit TRANSFER OF FUNDS TO BACK THE MONTHLY WA TER PROTECTION CHECKS	0.00	157,946.87 -	0.00	0.00
07/26/16	DAILY ENDING BALANCE	0.00	0.00	64,309.80	0.00
07/28/16	Cash Credit ORD CUST/95690040 KENT COUNTY WATER CMDI 23 BROAD STREET WE ORD INST:WASHINGTON TRUST COMPANY WESTERLY, RHODE ISLAND	0.00	1,000,000.00	0.00	0.00

6
112600
112600
5 92,499



BNY MELLON

The Bank of New York Mellon Trust Company, N.A.

Statement Period 07/01/2016 Through 07/31/2016

Account 112600

KCWA GENERAL REVENUE ACCOUNT

Statement of Transactions - Continued

000253 XBNEF401 005529

Transaction Date	Transaction Description	Income	Principal	Cost	Realized Gains/Losses
	DETAIL:KENT COUNTY WATER AUTHORITY/REC/ 000 IMA:20160728QMGFT013 002309 FTS:FDF1607282124000				
07/28/16	DAILY ENDING BALANCE	0.00	1,000,000.00	64,309.80	0.00
07/29/16	Purchase FIDELITY INVST MMKT GOVT 57 TRADE DATE 07/29/16 SET/DATE 07/29/16 CUSIP X9USDFIIN 697,458.34 SHARES	0.00	697,458.34 -	697,458.34	0.00
07/29/16	Cash Credit ORD CUST/95690040 KENT COUNTY WATER CMDI 23 BROAD STREET WE ORD INST:WASHINGTON TRUST COMPANY WESTERLY, RHODE ISLAND DETAIL:KENT COUNTY WATER AUTHORITY/REC/ 000 IMA:20160729QMGFT009 002767 FTS:FDF1607293808000	0.00	800,000.00	0.00	0.00
07/29/16	Cash Debit TRANSFER FOR MONTH ENDS FLOW OF FUNDS	0.00	802,541.66 -	0.00	0.00
07/29/16	Cash Debit TRANSFER FROM GENERAL FUND TO O&M FUND F OR PARTIAL FUNDING OF APPROVED BUDGET	0.00	300,000.00 -	0.00	0.00
07/29/16	DAILY ENDING BALANCE	0.00	0.00	761,768.14	0.00
07/31/16	CLOSING BALANCE	0.00	0.00	761,768.14	0.00

Cumulative realized capital gain and loss position from 12/31/2015 for securities held in principal of account:

Short Term: 0.00 * Long Term: 0.00 *

* The above gain and loss position does not include transactions where tax cost information is incomplete or unavailable.

Cash and securities set forth on this Account Statement are held by The Bank of New York Mellon, an affiliate of The Bank of New York Mellon Trust Company, N.A. In addition, The Bank of New York Mellon Trust Company, N.A. may utilize subsidiaries and affiliates to provide services and certain products to the Account. Subsidiaries and affiliates may be compensated for their services and products.

The value of securities set forth on this Account Statement are obtained by The Bank of New York Mellon Trust Company, N.A., from its affiliate, The Bank of New York Mellon which determines such values for Corporate Trust on the basis of market prices and information obtained by The Bank of New York Mellon from unaffiliated third parties (including independent pricing vendors) ("third party pricing services"). The Bank of New York Mellon has not verified such market values or information and makes no assurances as to the accuracy or correctness of such market values or information or that the market values set forth on this Account Statement reflect the value of the securities that can be realized on the sale of such securities. In addition, the market values for the securities set forth in this Account Statement may differ from the market prices and information for the same securities used by other business units of The Bank of New York Mellon Trust Company, N.A., The Bank of New York Mellon or their respective subsidiaries or affiliates based upon market prices and information received from other third party pricing services utilized by such other business units. Corporate Trust does not compare its market values with those used by, or reconcile different market values used by, other business units of The Bank of New York Mellon Trust Company, N.A., The Bank of New York Mellon or their respective subsidiaries or affiliates. Neither The Bank of New York Mellon Trust Company, N.A. nor The Bank of New York Mellon shall be liable for any loss, damage or expense incurred as a result of or arising from or related to the market values or information provided by third party pricing services or the differences in market prices or information provided by other third party pricing services.

00000
M
1 PD3 S 92,500

This Page Intentionally Blank



BNY MELLON

The Bank of New York Mellon Trust Company, N.A.

NT COUNTY WATER AUTHORITY
TN: FINANCE DIRECTOR
1072 MAIN STREET
WEST WARWICK, RI 02893-3724

Account Statement

Statement Period 07/01/2016 Through 07/31/2016

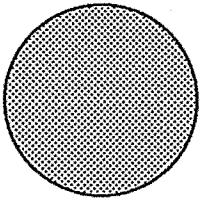
Account 112601
KCWA OPERATING REVENUE ALLOWANCE

CLIENT SERVICE MANAGER: SUSAN CALISE
135 SANTILLI HIGHWAY AIM: 026-0018
EVERETT, MA 02149
617-382-5217
SUSAN.CALISE@BNYMELLON.COM

Go Paperless. Securely access your account online to view your statements. Ask your BNY Mellon contact how we can help you access your accounts, enter your own transactions or submit an audit confirmation online. Also be sure to ask how Connect(SM), our new web-based, single sign-on platform can help you go paperless.

Visit us at www.bnymellon.com

Account Overview



Percent of all Investments	Asset Classification	Market Value
100%	CASH AND SHORT TERM	1,217,563.11
100%	TOTAL OF ALL INVESTMENTS	1,217,563.11

Summary of Assets Held

Asset Classification	Market Value	Cost	Accrued Income	Est Annual Income	Market Yield
CASH AND SHORT TERM	1,217,563.11	1,217,563.11	0.00	0.00	0.00%
ACCOUNT TOTALS	1,217,563.11	1,217,563.11	0.00	0.00	0.00%

Summary of Cash Transactions

Transaction Category	Current Period			Year-to-Date	
	Income	Principal	Realized Gains/Losses	Income	Principal
OPENING BALANCE	0.00	24,304.66		0.00	0.00
DIVIDENDS	247.15	0.00	0.00	1,336.65	0.00
SALES AND REDEMPTIONS	0.00	0.00	0.00	0.00	607,077.00
OTHER CASH ADDITIONS	0.00	24,551.81	0.00	0.00	171,469.27
OTHER CASH DISBURSEMENTS	247.15 -	0.00	0.00	1,336.65 -	607,077.00 -
PURCHASES	0.00	48,856.47 -	0.00	0.00	171,469.27 -
CLOSING BALANCE	0.00	0.00	0.00	0.00	0.00

The above cash transactions summary is provided for information purposes only and may not reflect actual taxable income or deductible expenses as reportable under the Internal Revenue Code.



BNY MELLON

The Bank of New York Mellon Trust Company, N.A.

Statement Period 07/01/2016 Through 07/31/2016

Account 112601

KCWA OPERATING REVENUE ALLOWANCE

Statement of Assets Held

Shares / Par Value	Asset Description	Market Price Average Cost	Market Value Cost	Accrued Income Est Annual Income	Market Yield
CASH AND SHORT TERM					
1,217,563.110	FIDELITY INVST MMKT GOVT 57 CUSIP: X9USDFIIN	1.00000 1.00000	1,217,563.11 1,217,563.11	0.00 0.00	0.00% 0.00%
Total CASH AND SHORT TERM			1,217,563.11	0.00	0.00%
ACCOUNT TOTALS			1,217,563.11	0.00	0.00%
Total Market Value Plus Total Accrued Income 1,217,563.11					

Statement of Transactions

Transaction Date	Transaction Description	Income	Principal	Cost	Realized Gains/Losses
07/01/16	OPENING BALANCE	0.00	24,304.66	1,168,706.64	
07/01/16	Purchase FIDELITY INVST MMKT GOVT 57 TRADE DATE 07/01/16 SET/DATE 07/01/16 CUSIP X9USDFIIN 24,304.66 SHARES	0.00	24,304.66 -	24,304.66	0.00
07/01/16	DAILY ENDING BALANCE	0.00	0.00	1,193,011.30	0.00
07/05/16	Dividend FIDELITY INVST MMKT GOVT 57 TRADE DATE 07/05/16 SET/DATE 07/05/16 CUSIP X9USDFIIN 247.15 SHARES	247.15	0.00	0.00	0.00
07/05/16	Cash Credit CW00005524; SWP FRM 1126018401	0.00	247.15	0.00	0.00
07/05/16	Cash Debit CW00005524; SWP TO 1126018400	247.15 -	0.00	0.00	0.00
07/05/16	DAILY ENDING BALANCE	0.00	247.15	1,193,011.30	0.00
07/06/16	Purchase FIDELITY INVST MMKT GOVT 57 TRADE DATE 07/06/16 SET/DATE 07/06/16 CUSIP X9USDFIIN 247.15 SHARES	0.00	247.15 -	247.15	0.00
07/06/16	DAILY ENDING BALANCE	0.00	0.00	1,193,258.45	0.00
07/29/16	Purchase FIDELITY INVST MMKT GOVT 57 TRADE DATE 07/29/16 SET/DATE 07/29/16 CUSIP X9USDFIIN 24,304.66 SHARES	0.00	24,304.66 -	24,304.66	0.00
07/29/16	Cash Credit CREDIT FROM REVENUE FUND TO OPERATING FUND FOR MONTHLY FLOW OF FUNDS	0.00	24,304.66	0.00	0.00
07/29/16	DAILY ENDING BALANCE	0.00	0.00	1,217,563.11	0.00
07/31/16	CLOSING BALANCE	0.00	0.00	1,217,563.11	0.00

Cumulative realized capital gain and loss position from 12/31/2015 for securities held in principal of account:

Short Term: 0.00 * Long Term: 0.00 *

* The above gain and loss position does not include transactions where tax cost information is incomplete or unavailable.

00000 m 1 PD3 s 92501



BNY MELLON

The Bank of New York Mellon Trust Company, N.A.

Statement Period 07/01/2016 Through 07/31/2016

Account 112601

KCWA OPERATING REVENUE ALLOWANCE

000253 XBNEF401 005531

Cash and securities set forth on this Account Statement are held by The Bank of New York Mellon, an affiliate of The Bank of New York Mellon Trust Company, N.A. In addition, The Bank of New York Mellon Trust Company, N.A. may utilize subsidiaries and affiliates to provide services and certain products to the Account. Subsidiaries and affiliates may be compensated for their services and products.

The value of securities set forth on this Account Statement are obtained by The Bank of New York Mellon Trust Company, N.A., from its affiliate, The Bank of New York Mellon which determines such values for Corporate Trust on the basis of market prices and information obtained by The Bank of New York Mellon from unaffiliated third parties (including independent pricing vendors) ("third party pricing services"). The Bank of New York Mellon has not verified such market values or information and makes no assurances as to the accuracy or correctness of such market values or information or that the market values set forth on this Account Statement reflect the value of the securities that can be realized on the sale of such securities. In addition, the market values for the securities set forth in this Account Statement may differ from the market prices and information for the same securities used by other business units of The Bank of New York Mellon Trust Company, N.A., The Bank of New York Mellon or their respective subsidiaries or affiliates based upon market prices and information received from other third party pricing services utilized by such other business units. Corporate Trust does not compare its market values with those used by, or reconcile different market values used by, other business units of The Bank of New York Mellon Trust Company, N.A., The Bank of New York Mellon or their respective subsidiaries or affiliates. Neither The Bank of New York Mellon Trust Company, N.A. nor The Bank of New York Mellon shall be liable for any loss, damage or expense incurred as a result of or arising from or related to the market values or information provided by third party pricing services or the differences in market prices or information provided by other third party pricing services.

9 0000 m 1 P03 s 92502

This Page Intentionally Blank

c 9000 m 1P03 s 92502



BNY MELLON

The Bank of New York Mellon Trust Company, N.A.

NT COUNTY WATER AUTHORITY
ATTN: FINANCE DIRECTOR
1072 MAIN STREET
WEST WARWICK, RI 02893-3724

Account Statement

Statement Period 07/01/2016 Through 07/31/2016


Account 112602
KCWA GEN OP & MAINT ACCT

CLIENT SERVICE MANAGER: SUSAN CALISE
135 SANTILLI HIGHWAY AIM: 026-0018
EVERETT, MA 02149
617-382-5217
SUSAN.CALISE@BNYMELLON.COM

Go Paperless. Securely access your account online to view your statements. Ask your BNY Mellon contact how we can help you access your accounts, enter your own transactions or submit an audit confirmation online. Also be sure to ask how Connect(SM), our new web-based, single sign-on platform can help you go paperless.

Visit us at www.bnymellon.com

Account Overview



Percent of all Investments	Asset Classification	Market Value
100%	CASH AND SHORT TERM	0.83
100%	TOTAL OF ALL INVESTMENTS	0.83

Summary of Assets Held

Asset Classification	Market Value	Cost	Accrued Income	Est Annual Income	Market Yield
CASH AND SHORT TERM	0.83	0.83	0.00	0.00	0.00%
ACCOUNT TOTALS	0.83	0.83	0.00	0.00	0.00%

Summary of Cash Transactions

Transaction Category	Current Period			Year-to-Date	
	Income	Principal	Realized Gains/Losses	Income	Principal
OPENING BALANCE	0.00	0.00		0.00	0.00
DIVIDENDS	0.00	0.00	0.00	0.65	0.00
SALES AND REDEMPTIONS	0.00	157,946.87	0.00	0.00	226,898.04
OTHER CASH ADDITIONS	0.00	1,457,946.87	0.00	0.00	6,926,898.87
OTHER CASH DISBURSEMENTS	0.00	1,457,946.87 -	0.00	0.65 -	6,926,898.04 -
PURCHASES	0.00	157,946.87 -	0.00	0.00	226,898.87 -
CLOSING BALANCE	0.00	0.00	0.00	0.00	0.00

The above cash transactions summary is provided for information purposes only and may not reflect actual taxable income or deductible expenses as reportable under the Internal Revenue Code.

000253 XENET-401 005532

c
9 0000
m
1 PD3 s 92503



BNY MELLON

The Bank of New York Mellon Trust Company, N.A.

Statement Period 07/01/2016 Through 07/31/2016

Account 112602

KCWA GEN OP & MAINT ACCT

Statement of Assets Held

Table with columns: Shares / Par Value, Asset Description, Market Price Average Cost, Market Value Cost, Accrued Income Est Annual Income, Market Yield. Rows include CASH AND SHORT TERM and ACCOUNT TOTALS.

Statement of Transactions

Table with columns: Transaction Date, Transaction Description, Income, Principal, Cost, Realized Gains/Losses. Rows include various transactions from 07/01/16 to 07/29/16.

0 0.0000 m PG3 5 92.503



BNY MELLON

The Bank of New York Mellon Trust Company, N.A.

Statement Period 07/01/2016 Through 07/31/2016

Account 112602

KCWA GEN OP & MAINT ACCT

Statement of Transactions - Continued

000253 XBNEF401 005533

Transaction Date	Transaction Description	Income	Principal	Cost	Realized Gains/Losses
07/29/16	95688690 WIRE TO KCWA- WASHINGTON TRUSTFOR OF PYMT-PARTIAL FUNDING OF APPROVED BUDGET PER REQ DTD 07/28/2016 DAILY ENDING BALANCE	0.00	0.00	0.83	0.00
07/31/16	CLOSING BALANCE	0.00	0.00	0.83	0.00

Cumulative realized capital gain and loss position from 12/31/2015 for securities held in principal of account:

Short Term: 0.00 * Long Term: 0.00 *

* The above gain and loss position does not include transactions where tax cost information is incomplete or unavailable.

Cash and securities set forth on this Account Statement are held by The Bank of New York Mellon, an affiliate of The Bank of New York Mellon Trust Company, N.A. In addition, The Bank of New York Mellon Trust Company, N.A. may utilize subsidiaries and affiliates to provide services and certain products to the Account. Subsidiaries and affiliates may be compensated for their services and products.

The value of securities set forth on this Account Statement are obtained by The Bank of New York Mellon Trust Company, N.A., from its affiliate, The Bank of New York Mellon which determines such values for Corporate Trust on the basis of market prices and information obtained by The Bank of New York Mellon from unaffiliated third parties (including independent pricing vendors) ("third party pricing services"). The Bank of New York Mellon has not verified such market values or information and makes no assurances as to the accuracy or correctness of such market values or information or that the market values set forth on this Account Statement reflect the value of the securities that can be realized on the sale of such securities. In addition, the market values for the securities set forth in this Account Statement may differ from the market prices and information for the same securities used by other business units of The Bank of New York Mellon Trust Company, N.A., The Bank of New York Mellon or their respective subsidiaries or affiliates based upon market prices and information received from other third party pricing services utilized by such other business units. Corporate Trust does not compare its market values with those used by, or reconcile different market values used by, other business units of The Bank of New York Mellon Trust Company, N.A., The Bank of New York Mellon or their respective subsidiaries or affiliates. Neither The Bank of New York Mellon Trust Company, N.A. nor The Bank of New York Mellon shall be liable for any loss, damage or expense incurred as a result of or arising from or related to the market values or information provided by third party pricing services or the differences in market prices or information provided by other third party pricing services.

00000
m
1 P03 s 92 504

This Page Intentionally Blank



BNY MELLON

The Bank of New York Mellon Trust Company, N.A.

COUNTY WATER AUTHORITY
ATTN: FINANCE DIRECTOR
1072 MAIN STREET
WEST WARWICK, RI 02893-3724

Account Statement

Statement Period 07/01/2016 Through 07/31/2016


Account 112603
KCWA GEN REN & REP RESV ACCT

CLIENT SERVICE MANAGER: SUSAN CALISE
135 SANTILLI HIGHWAY AIM: 026-0018
EVERETT, MA 02149
617-382-5217
SUSAN.CALISE@BNYMELLON.COM

Go Paperless. Securely access your account online to view your statements. Ask your BNY Mellon contact how we can help you access your accounts, enter your own transactions or submit an audit confirmation online. Also be sure to ask how Connect(SM), our new web-based, single sign-on platform can help you go paperless.

Visit us at www.bnymellon.com

Account Overview



Percent of all Investments	Asset Classification	Market Value
100%	CASH AND SHORT TERM	1,377,624.95
100%	TOTAL OF ALL INVESTMENTS	1,377,624.95

Summary of Assets Held

Asset Classification	Market Value	Cost	Accrued Income	Est Annual Income	Market Yield
CASH AND SHORT TERM	1,377,624.95	1,377,624.95	0.00	0.00	0.00%
ACCOUNT TOTALS	1,377,624.95	1,377,624.95	0.00	0.00	0.00%

Summary of Cash Transactions

Transaction Category	Current Period			Year-to-Date	
	Income	Principal	Realized Gains/Losses	Income	Principal
OPENING BALANCE	0.00	0.00		0.00	0.00
DIVIDENDS	291.30	0.00	0.00	1,584.35	0.00
OTHER CASH ADDITIONS	0.00	291.30	0.00	0.00	1,584.35
OTHER CASH DISBURSEMENTS	291.30 -	0.00	0.00	1,584.35 -	0.00
PURCHASES	0.00	291.30 -	0.00	0.00	1,584.35 -
CLOSING BALANCE	0.00	0.00	0.00	0.00	0.00

The above cash transactions summary is provided for information purposes only and may not reflect actual taxable income or deductible expenses as reportable under the Internal Revenue Code.

00000
M
1 PDS s 92 505



BNY MELLON

The Bank of New York Mellon Trust Company, N.A.

Statement Period 07/01/2016 Through 07/31/2016

Account 112603

KCWA GEN REN & REP RESV ACCT

Statement of Assets Held

Shares / Par Value	Asset Description	Market Price Average Cost	Market Value Cost	Accrued Income Est Annual Income	Market Yield
CASH AND SHORT TERM					
1,377,624.950	FIDELITY INVST MMKT GOVT 57 CUSIP: X9USDFIIN	1.00000 1.00000	1,377,624.95 1,377,624.95	0.00 0.00	0.00% 0.00%
Total CASH AND SHORT TERM			1,377,624.95	0.00	0.00%
ACCOUNT TOTALS			1,377,624.95	0.00	0.00%
Total Market Value Plus Total Accrued Income 1,377,624.95					

Statement of Transactions

Transaction Date	Transaction Description	Income	Principal	Cost	Realized Gains/Losses
07/01/16	OPENING BALANCE	0.00	0.00	1,377,333.65	
07/05/16	Dividend FIDELITY INVST MMKT GOVT 57 TRADE DATE 07/05/16 SET/DATE 07/05/16 CUSIP X9USDFIIN 291.30 SHARES	291.30	0.00	0.00	0.00
07/05/16	Cash Credit CW00005526: SWP FRM 1126038401	0.00	291.30	0.00	0.00
07/05/16	Cash Debit CW00005526: SWP TO 1126038400	291.30	0.00	0.00	0.00
07/05/16	DAILY ENDING BALANCE	0.00	291.30	1,377,333.65	0.00
07/06/16	Purchase FIDELITY INVST MMKT GOVT 57 TRADE DATE 07/06/16 SET/DATE 07/06/16 CUSIP X9USDFIIN 291.30 SHARES	0.00	291.30	291.30	0.00
07/06/16	DAILY ENDING BALANCE	0.00	0.00	1,377,624.95	0.00
07/31/16	CLOSING BALANCE	0.00	0.00	1,377,624.95	0.00

Cumulative realized capital gain and loss position from 12/31/2015 for securities held in principal of account:

Short Term: 0.00 * Long Term: 0.00 *

* The above gain and loss position does not include transactions where tax cost information is incomplete or unavailable.

Cash and securities set forth on this Account Statement are held by The Bank of New York Mellon, an affiliate of The Bank of New York Mellon Trust Company, N.A. In addition, The Bank of New York Mellon Trust Company, N.A. may utilize subsidiaries and affiliates to provide services and certain products to the Account. Subsidiaries and affiliates may be compensated for their services and products.

The value of securities set forth on this Account Statement are obtained by The Bank of New York Mellon Trust Company, N.A., from its affiliate, The Bank of New York Mellon which determines such values for Corporate Trust on the basis of market prices and information obtained by The Bank of New York Mellon from unaffiliated third parties (including independent pricing vendors) ("third party pricing services"). The Bank of New York Mellon has not verified such market values or information and makes no assurances as to the accuracy or correctness of such market values or information or that the market values set forth on this Account Statement reflect the value of the securities that can be realized upon the sale of such securities. In addition, the market values for the securities set forth in this Account Statement may differ from the market prices and information for the same securities used by other business units of The Bank of New York Mellon Trust Company, N.A., The Bank of New York Mellon or their respective subsidiaries or affiliates based upon market prices and information received from other third party pricing services utilized by such other business units. Corporate Trust does not compare its market values with those used by, or reconcile different market values used by, other business units of The Bank of New York Mellon Trust Company, N.A., The Bank of New York Mellon or their respective subsidiaries or affiliates. Neither The Bank of New York Mellon Trust Company, N.A. nor The Bank of New York Mellon shall be liable for any loss, damage or expense incurred as a result of or arising from or related to the market values or information provided by third party pricing services or the differences in market prices or information provided by other third party pricing services.

0000
M
1P03 S 29 505



BNY MELLON

The Bank of New York Mellon Trust Company, N.A.

WINTHROP COUNTY WATER AUTHORITY
ATTN: FINANCE DIRECTOR
1072 MAIN STREET
WEST WARWICK, RI 02893-3724

Account Statement

Statement Period 07/01/2016 Through 07/31/2016

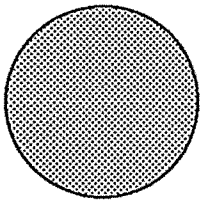
Account 112604
KCWA GEN RENEWAL AND REPLACEMENT AC

CLIENT SERVICE MANAGER: SUSAN CALISE
135 SANTILLI HIGHWAY AIM: 026-0018
EVERETT, MA 02149
617-382-5217
SUSAN.CALISE@BNYMELLON.COM

Go Paperless. Securely access your account online to view your statements. Ask your BNY Mellon contact how we can help you access your accounts, enter your own transactions or submit an audit confirmation online. Also be sure to ask how Connect(SM), our new web-based, single sign-on platform can help you go paperless.

Visit us at www.bnymellon.com

Account Overview



Percent of all Investments	Asset Classification	Market Value
100%	CASH AND SHORT TERM	79,041.87
100%	TOTAL OF ALL INVESTMENTS	79,041.87

Summary of Assets Held

Asset Classification	Market Value	Cost	Accrued Income	Est Annual Income	Market Yield
CASH AND SHORT TERM	79,041.87	79,041.87	0.00	0.00	0.00%
ACCOUNT TOTALS	79,041.87	79,041.87	0.00	0.00	0.00%

Summary of Cash Transactions

Transaction Category	Current Period			Year-to-Date	
	Income	Principal	Realized Gains/Losses	Income	Principal
OPENING BALANCE	0.00	8,333.33		0.00	0.00
DIVIDENDS	13.17	0.00	0.00	79.92	0.00
SALES AND REDEMPTIONS	0.00	0.00	0.00	0.00	68,424.91
OTHER CASH ADDITIONS	0.00	8,346.50	0.00	0.00	58,413.23
OTHER CASH DISBURSEMENTS	13.17 -	0.00	0.00	79.92 -	68,424.91 -
PURCHASES	0.00	16,679.83 -	0.00	0.00	58,413.23 -
CLOSING BALANCE	0.00	0.00	0.00	0.00	0.00

The above cash transactions summary is provided for information purposes only and may not reflect actual taxable income or deductible expenses as reportable under the Internal Revenue Code.

000253 XBNEF401 005535

0 00000 m 1 PDS s 92505



BNY MELLON

The Bank of New York Mellon Trust Company, N.A.

Statement Period 07/01/2016 Through 07/31/2016

Account 112604

KCWA GEN RENEWAL AND REPLACEMENT AC

Statement of Assets Held

Shares / Par Value	Asset Description	Market Price Average Cost	Market Value Cost	Accrued Income Est Annual Income	Market Yield
CASH AND SHORT TERM					
79,041.870	FIDELITY INVST MMKT GOVT 57 CUSIP: X9USDFIIN	1.00000 1.00000	79,041.87 79,041.87	0.00 0.00	0.00% 0.00%
Total CASH AND SHORT TERM			79,041.87	0.00	0.00%
ACCOUNT TOTALS			79,041.87	0.00	0.00%

Total Market Value Plus Total Accrued Income 79,041.87

Statement of Transactions

Transaction Date	Transaction Description	Income	Principal	Cost	Realized Gains/Losses
07/01/16	OPENING BALANCE	0.00	8,333.33	62,362.04	
07/01/16	Purchase FIDELITY INVST MMKT GOVT 57 TRADE DATE 07/01/16 SET/DATE 07/01/16 CUSIP X9USDFIIN 8,333.33 SHARES	0.00	8,333.33 -	8,333.33	0.00
07/01/16	DAILY ENDING BALANCE	0.00	0.00	70,695.37	0.00
07/05/16	Dividend FIDELITY INVST MMKT GOVT 57 TRADE DATE 07/05/16 SET/DATE 07/05/16 CUSIP X9USDFIIN 13.17 SHARES	13.17	0.00	0.00	0.00
07/05/16	Cash Credit CW00005527: SWP FRM 1126048401	0.00	13.17	0.00	0.00
07/05/16	Cash Debit CW00005527: SWP TO 1126048400	13.17 -	0.00	0.00	0.00
07/05/16	DAILY ENDING BALANCE	0.00	13.17	70,695.37	0.00
07/06/16	Purchase FIDELITY INVST MMKT GOVT 57 TRADE DATE 07/06/16 SET/DATE 07/06/16 CUSIP X9USDFIIN 13.17 SHARES	0.00	13.17 -	13.17	0.00
07/06/16	DAILY ENDING BALANCE	0.00	0.00	70,708.54	0.00
07/29/16	Purchase FIDELITY INVST MMKT GOVT 57 TRADE DATE 07/29/16 SET/DATE 07/29/16 CUSIP X9USDFIIN 8,333.33 SHARES	0.00	8,333.33 -	8,333.33	0.00
07/29/16	Cash Credit CREDIT FROM REVENUE FUND TO R AND R FUND FOR MONTHLY FLOW OF FUNDS	0.00	8,333.33	0.00	0.00
07/29/16	DAILY ENDING BALANCE	0.00	0.00	79,041.87	0.00
07/31/16	CLOSING BALANCE	0.00	0.00	79,041.87	0.00

Cumulative realized capital gain and loss position from 12/31/2015 for securities held in principal of account:

Short Term: 0.00 * Long Term: 0.00 *

* The above gain and loss position does not include transactions where tax cost information is incomplete or unavailable.

0
m
PDS s 92505



BNY MELLON

The Bank of New York Mellon Trust Company, N.A.

Statement Period 07/01/2016 Through 07/31/2016

Account 112604

KCWA GEN RENEWAL AND REPLACEMENT AC

000253 XBENR-401 005536

[Faint, illegible text]

Cash and securities set forth on this Account Statement are held by The Bank of New York Mellon, an affiliate of The Bank of New York Mellon Trust Company, N.A. In addition, The Bank of New York Mellon Trust Company, N.A. may utilize subsidiaries and affiliates to provide services and certain products to the Account. Subsidiaries and affiliates may be compensated for their services and products.

The value of securities set forth on this Account Statement are obtained by The Bank of New York Mellon Trust Company, N.A., from its affiliate, The Bank of New York Mellon which determines such values for Corporate Trust on the basis of market prices and information obtained by The Bank of New York Mellon from unaffiliated third parties (including independent pricing vendors) ("third party pricing services"). The Bank of New York Mellon has not verified such market values or information and makes no assurances as to the accuracy or correctness of such market values or information or that the market values set forth on this Account Statement reflect the value of the securities that can be realized on the sale of such securities. In addition, the market values for the securities set forth in this Account Statement may differ from the market prices and information for the same securities used by other business units of The Bank of New York Mellon Trust Company, N.A., The Bank of New York Mellon or their respective subsidiaries or affiliates based upon market prices and information received from other third party pricing services utilized by such other business units. Corporate Trust does not compare its market values with those used by, or reconcile different market values used by, other business units of The Bank of New York Mellon Trust Company, N.A., The Bank of New York Mellon or their respective subsidiaries or affiliates. Neither The Bank of New York Mellon Trust Company, N.A. nor The Bank of New York Mellon shall be liable for any loss, damage or expense incurred as a result of or arising from or related to the market values or information provided by third party pricing services or the differences in market prices or information provided by other third party pricing services.

9 0000
M
1 PD3 S 92507

This Page Intentionally Blank



BNY MELLON

The Bank of New York Mellon Trust Company, N.A.

**NT COUNTY WATER AUTHORITY
ATTN: FINANCE DIRECTOR
1072 MAIN STREET
WEST WARWICK, RI 02893-3724**

Account Statement

Statement Period 07/01/2016 Through 07/31/2016

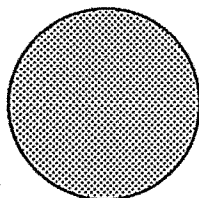
Account 112605
KCWA INFRASTRUCTURE ACCT

CLIENT SERVICE MANAGER: SUSAN CALISE
135 SANTILLI HIGHWAY AIM: 026-0018
EVERETT, MA 02149
617-382-5217
SUSAN.CALISE@BNYMELLON.COM

Go Paperless. Securely access your account online to view your statements. Ask your BNY Mellon contact how we can help you access your accounts, enter your own transactions or submit an audit confirmation online. Also be sure to ask how Connect(SM), our new web-based, single sign-on platform can help you go paperless.

Visit us at www.bnymellon.com

Account Overview



Percent of all Investments	Asset Classification	Market Value
100%	CASH AND SHORT TERM	5,006,507.40
100%	TOTAL OF ALL INVESTMENTS	5,006,507.40

Summary of Assets Held

Asset Classification	Market Value	Cost	Accrued Income	Est Annual Income	Market Yield
CASH AND SHORT TERM	5,006,507.40	5,006,507.40	0.00	0.00	0.00%
ACCOUNT TOTALS	5,006,507.40	5,006,507.40	0.00	0.00	0.00%

Summary of Cash Transactions

Transaction Category	Current Period			Year-to-Date	
	Income	Principal	Realized Gains/Losses	Income	Principal
OPENING BALANCE	0.00	450,000.00		0.00	0.00
DIVIDENDS	993.60	0.00	0.00	5,641.24	0.00
SALES AND REDEMPTIONS	0.00	0.00	0.00	0.00	4,364,078.02
OTHER CASH ADDITIONS	0.00	450,993.60	0.00	0.00	3,155,641.24
OTHER CASH DISBURSEMENTS	993.60 -	0.00	0.00	5,641.24 -	4,366,096.02 -
PURCHASES	0.00	900,993.60 -	0.00	0.00	3,153,623.24 -
CLOSING BALANCE	0.00	0.00	0.00	0.00	0.00

The above cash transactions summary is provided for information purposes only and may not reflect actual taxable income or deductible expenses as reportable under the Internal Revenue Code.



BNY MELLON

The Bank of New York Mellon Trust Company, N.A.

Statement Period 07/01/2016 Through 07/31/2016

Account 112605

KCWA INFRASTRUCTURE ACCT

Statement of Assets Held

Shares / Par Value	Asset Description	Market Price Average Cost	Market Value Cost	Accrued Income Est Annual Income	Market Yield
CASH AND SHORT TERM					
5,006,507.400	FIDELITY INVST MMKT GOVT 57 CUSIP: X9USDFIIN	1.00000 1.00000	5,006,507.40 5,006,507.40	0.00 0.00	0.00% 0.00%
Total CASH AND SHORT TERM			5,006,507.40	0.00	0.00%

ACCOUNT TOTALS	5,006,507.40	0.00	0.00%
Total Market Value Plus Total Accrued Income 5,006,507.40	5,006,507.40	0.00	0.00%

Statement of Transactions

Transaction Date	Transaction Description	Income	Principal	Cost	Realized Gains/Losses
07/01/16	OPENING BALANCE	0.00	450,000.00	4,105,513.80	
07/01/16	Purchase FIDELITY INVST MMKT GOVT 57 TRADE DATE 07/01/16 SET/DATE 07/01/16 CUSIP X9USDFIIN 450,000.00 SHARES	0.00	450,000.00 -	450,000.00	0.00
07/01/16	DAILY ENDING BALANCE	0.00	0.00	4,555,513.80	0.00
07/05/16	Dividend FIDELITY INVST MMKT GOVT 57 TRADE DATE 07/05/16 SET/DATE 07/05/16 CUSIP X9USDFIIN 993.60 SHARES	993.60	0.00	0.00	0.00
07/05/16	Cash Credit CW00005528: SWP FRM 1126058401	0.00	993.60	0.00	0.00
07/05/16	Cash Debit CW00005528: SWP TO 1126058400	993.60 -	0.00	0.00	0.00
07/05/16	DAILY ENDING BALANCE	0.00	993.60	4,555,513.80	0.00
07/06/16	Purchase FIDELITY INVST MMKT GOVT 57 TRADE DATE 07/06/16 SET/DATE 07/06/16 CUSIP X9USDFIIN 993.60 SHARES	0.00	993.60 -	993.60	0.00
07/06/16	DAILY ENDING BALANCE	0.00	0.00	4,556,507.40	0.00
07/29/16	Purchase FIDELITY INVST MMKT GOVT 57 TRADE DATE 07/29/16 SET/DATE 07/29/16 CUSIP X9USDFIIN 450,000.00 SHARES	0.00	450,000.00 -	450,000.00	0.00
07/29/16	Cash Credit CREDIT FROM REVENUE FUND TO INFRASTRUCTURE FUND FOR MONTHLY FLOW OF FUNDS	0.00	450,000.00	0.00	0.00
07/29/16	DAILY ENDING BALANCE	0.00	0.00	5,006,507.40	0.00
07/31/16	CLOSING BALANCE	0.00	0.00	5,006,507.40	0.00

Cumulative realized capital gain and loss position from 12/31/2015 for securities held in principal of account:

Short Term: 0.00 * Long Term: 0.00 *

* The above gain and loss position does not include transactions where tax cost information is incomplete or unavailable.



BNY MELLON

The Bank of New York Mellon Trust Company, N.A.

Statement Period 07/01/2016 Through 07/31/2016

Account 112605

KCWA INFRASTRUCTURE ACCT

000253 XENEF401 005538

Account Statement

Cash and securities set forth on this Account Statement are held by The Bank of New York Mellon, an affiliate of The Bank of New York Mellon Trust Company, N.A. In addition, The Bank of New York Mellon Trust Company, N.A. may utilize subsidiaries and affiliates to provide services and certain products to the Account. Subsidiaries and affiliates may be compensated for their services and products.

The value of securities set forth on this Account Statement are obtained by The Bank of New York Mellon Trust Company, N.A., from its affiliate, The Bank of New York Mellon which determines such values for Corporate Trust on the basis of market prices and information obtained by The Bank of New York Mellon from unaffiliated third parties (including independent pricing vendors) ("third party pricing services"). The Bank of New York Mellon has not verified such market values or information and makes no assurances as to the accuracy or correctness of such market values or information or that the market values set forth on this Account Statement reflect the value of the securities that can be realized on the sale of such securities. In addition, the market values for the securities set forth in this Account Statement may differ from the market prices and information for the same securities used by other business units of The Bank of New York Mellon Trust Company, N.A., The Bank of New York Mellon or their respective subsidiaries or affiliates based upon market prices and information received from other third party pricing services utilized by such other business units. Corporate Trust does not compare its market values with those used by, or reconcile different market values used by, other business units of The Bank of New York Mellon Trust Company, N.A., The Bank of New York Mellon or their respective subsidiaries or affiliates. Neither The Bank of New York Mellon Trust Company, N.A. nor The Bank of New York Mellon shall be liable for any loss, damage or expense incurred as a result of or arising from or related to the market values or information provided by third party pricing services or the differences in market prices or information provided by other third party pricing services.

c
q 0000
m
1 PD3 s 92509

This Page Intentionally Blank

o 9 0000
m
| PD3 s 92.509



BNY MELLON

The Bank of New York Mellon Trust Company, N.A.

Account Statement

Statement Period 07/01/2016 Through 07/31/2016

Account 112606
KCWA OPER & MAIN RESERVE ACCT

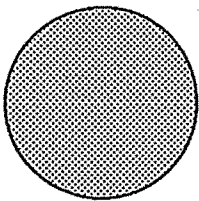
CLIENT SERVICE MANAGER: SUSAN CALISE
135 SANTILLI HIGHWAY AIM: 026-0018
EVERETT, MA 02149
617-382-5217
SUSAN.CALISE@BNYMELLON.COM

NT COUNTY WATER AUTHORITY
ATTN: FINANCE DIRECTOR
1072 MAIN STREET
WEST WARWICK, RI 02893-3724

Go Paperless. Securely access your account online to view your statements. Ask your BNY Mellon contact how we can help you access your accounts, enter your own transactions or submit an audit confirmation online. Also be sure to ask how Connect(SM), our new web-based, single sign-on platform can help you go paperless.

Visit us at www.bnymellon.com

Account Overview



Percent of all Investments	Asset Classification	Market Value
100%	CASH AND SHORT TERM	2,641,446.80
100%	TOTAL OF ALL INVESTMENTS	2,641,446.80

Summary of Assets Held

Asset Classification	Market Value	Cost	Accrued Income	Est Annual Income	Market Yield
CASH AND SHORT TERM	2,641,446.80	2,641,446.80	0.00	0.00	0.00%
ACCOUNT TOTALS	2,641,446.80	2,641,446.80	0.00	0.00	0.00%

Summary of Cash Transactions

Transaction Category	Current Period			Year-to-Date	
	Income	Principal	Realized Gains/Losses	Income	Principal
OPENING BALANCE	0.00	0.00		0.00	0.00
DIVIDENDS	558.49	0.00	0.00	3,037.69	0.00
OTHER CASH ADDITIONS	0.00	558.49	0.00	0.00	3,037.69
OTHER CASH DISBURSEMENTS	558.49 -	0.00	0.00	3,037.69 -	0.00
PURCHASES	0.00	558.49 -	0.00	0.00	3,037.69 -
CLOSING BALANCE	0.00	0.00	0.00	0.00	0.00

The above cash transactions summary is provided for information purposes only and may not reflect actual taxable income or deductible expenses as reportable under the Internal Revenue Code.

00253 XBNEF401 005539

G
0000
M
1P03
S 92510



BNY MELLON

The Bank of New York Mellon Trust Company, N.A.

Statement Period 07/01/2016 Through 07/31/2016
Account 112606
KCWA OPER & MAIN RESERVE ACCT

Statement of Assets Held

Shares / Par Value	Asset Description	Market Price Average Cost	Market Value Cost	Accrued Income Est Annual Income	Market Yield
CASH AND SHORT TERM					
2,641,446.800	FIDELITY INVST MMKT GOVT 57	1.00000	2,641,446.80	0.00	0.00%
	CUSIP: X9USDFIIN	1.00000	2,641,446.80	0.00	0.00%
Total CASH AND SHORT TERM			2,641,446.80	0.00	0.00%
ACCOUNT TOTALS			2,641,446.80	0.00	0.00%
Total Market Value Plus Total Accrued Income 2,641,446.80					

Statement of Transactions

Transaction Date	Transaction Description	Income	Principal	Cost	Realized Gains/Losses
07/01/16	OPENING BALANCE	0.00	0.00	2,640,888.31	
07/05/16	Dividend FIDELITY INVST MMKT GOVT 57 TRADE DATE 07/05/16 SET/DATE 07/05/16 CUSIP X9USDFIIN 558.49 SHARES	558.49	0.00	0.00	0.00
07/05/16	Cash Credit CW00005529: SWP FRM 1126068401	0.00	558.49	0.00	0.00
07/05/16	Cash Debit CW00005529: SWP TO 1126068400	558.49 -	0.00	0.00	0.00
07/05/16	DAILY ENDING BALANCE	0.00	558.49	2,640,888.31	0.00
07/06/16	Purchase FIDELITY INVST MMKT GOVT 57 TRADE DATE 07/06/16 SET/DATE 07/06/16 CUSIP X9USDFIIN 558.49 SHARES	0.00	558.49 -	558.49	0.00
07/06/16	DAILY ENDING BALANCE	0.00	0.00	2,641,446.80	0.00
07/31/16	CLOSING BALANCE	0.00	0.00	2,641,446.80	0.00

Cumulative realized capital gain and loss position from 12/31/2015 for securities held in principal of account:

Short Term: 0.00 * Long Term: 0.00 *

* The above gain and loss position does not include transactions where tax cost information is incomplete or unavailable.

Cash and securities set forth on this Account Statement are held by The Bank of New York Mellon, an affiliate of The Bank of New York Mellon Trust Company, N.A. In addition, The Bank of New York Mellon Trust Company, N.A. may utilize subsidiaries and affiliates to provide services and certain products to the Account. Subsidiaries and affiliates may be compensated for their services and products.

The value of securities set forth on this Account Statement are obtained by The Bank of New York Mellon Trust Company, N.A., from its affiliate, The Bank of New York Mellon which determines such values for Corporate Trust on the basis of market prices and information obtained by The Bank of New York Mellon from unaffiliated third parties (including independent pricing vendors) ("third party pricing services"). The Bank of New York Mellon has not verified such market values or information and makes no assurances as to the accuracy or correctness of such market values or information or that the market values set forth on this Account Statement reflect the value of the securities that can be realized upon the sale of such securities. In addition, the market values for the securities set forth in this Account Statement may differ from the market prices and information for the same securities used by other business units of The Bank of New York Mellon Trust Company, N.A., The Bank of New York Mellon or their respective subsidiaries or affiliates based upon market prices and information received from other third party pricing services utilized by such other business units. Corporate Trust does not compare its market values with those used by, or reconcile different market values used by, other business units of The Bank of New York Mellon Trust Company, N.A., The Bank of New York Mellon or their respective subsidiaries or affiliates. Neither The Bank of New York Mellon Trust Company, N.A. nor The Bank of New York Mellon shall be liable for any loss, damage or expense incurred as a result of or arising from or related to the market values or information provided by third party pricing services or the differences in market prices or information provided by other third party pricing services.

91000
M
1 PDS 5 92510



BNY MELLON

The Bank of New York Mellon Trust Company, N.A.

NT COUNTY WATER AUTHORITY
ATTN: FINANCE DIRECTOR
1072 MAIN STREET
WEST WARWICK, RI 02893-3724

Account Statement

Statement Period 07/01/2016 Through 07/31/2016

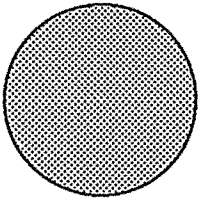
Account 112612
KCWA DEBT SERVICE SAVINGS (2004)

CLIENT SERVICE MANAGER: SUSAN CALISE
135 SANTILLI HIGHWAY AIM: 026-0018
EVERETT, MA 02149
617-382-5217
SUSAN.CALISE@BNYMELLON.COM

Go Paperless. Securely access your account online to view your statements. Ask your BNY Mellon contact how we can help you access your accounts, enter your own transactions or submit an audit confirmation online. Also be sure to ask how Connect(SM), our new web-based, single sign-on platform can help you go paperless.

Visit us at www.bnymellon.com

Account Overview



Percent of all Investments	Asset Classification	Market Value
100%	CASH AND SHORT TERM	914.24
100%	TOTAL OF ALL INVESTMENTS	914.24

Summary of Assets Held

Asset Classification	Market Value	Cost	Accrued Income	Est Annual Income	Market Yield
CASH AND SHORT TERM	914.24	914.24	0.00	0.00	0.00%
ACCOUNT TOTALS	914.24	914.24	0.00	0.00	0.00%

Summary of Cash Transactions

Transaction Category	Current Period			Year-to-Date	
	Income	Principal	Realized Gains/Losses	Income	Principal
OPENING BALANCE	0.00	0.00		0.00	0.00
DIVIDENDS	465.56	0.00	0.00	2,345.60	0.00
SALES AND REDEMPTIONS	0.00	0.00	0.00	0.00	2,274,157.53
OTHER CASH ADDITIONS	0.00	465.56	0.00	0.00	467,345.60
OTHER CASH DISBURSEMENTS	465.56 -	0.00	0.00	2,345.60 -	2,274,157.53 -
PURCHASES	0.00	465.56 -	0.00	0.00	467,345.60 -
CLOSING BALANCE	0.00	0.00	0.00	0.00	0.00

The above cash transactions summary is provided for information purposes only and may not reflect actual taxable income or deductible expenses as reportable under the Internal Revenue Code.

000253 XBNEF401 005540

c
g0000
m
1 PDS s 92511



BNY MELLON

The Bank of New York Mellon Trust Company, N.A.

Statement Period 07/01/2016 Through 07/31/2016

Account 112612

KCWA DEBT SERVICE SAVINGS (2004)

Statement of Assets Held

Shares / Par Value	Asset Description	Market Price Average Cost	Market Value Cost	Accrued Income Est Annual Income	Market Yield
CASH AND SHORT TERM					
914.240	FIDELITY INVST MMKT GOVT 57 CUSIP: X9USDFIIN	1.00000	914.24	0.00	0.00%
		1.00000	914.24	0.00	0.00%
Total CASH AND SHORT TERM			914.24	0.00	0.00%
ACCOUNT TOTALS			914.24	0.00	0.00%
Total Market Value Plus Total Accrued Income 914.24			914.24	0.00	

Statement of Transactions

Transaction Date	Transaction Description	Income	Principal	Cost	Realized Gains/Losses
07/01/16	OPENING BALANCE	0.00	0.00	448.68	
07/05/16	Dividend FIDELITY INVST MMKT GOVT 57 TRADE DATE 07/05/16 SET/DATE 07/05/16 CUSIP X9USDFIIN 465.56 SHARES	465.56	0.00	0.00	0.00
07/05/16	Cash Credit CW00005530: SWP FRM 1126128401	0.00	465.56	0.00	0.00
07/05/16	Cash Debit CW00005530: SWP TO 1126128400	465.56	0.00	0.00	0.00
07/05/16	DAILY ENDING BALANCE	0.00	465.56	448.68	0.00
07/06/16	Purchase FIDELITY INVST MMKT GOVT 57 TRADE DATE 07/06/16 SET/DATE 07/06/16 CUSIP X9USDFIIN 465.56 SHARES	0.00	465.56	465.56	0.00
07/06/16	DAILY ENDING BALANCE	0.00	0.00	914.24	0.00
07/31/16	CLOSING BALANCE	0.00	0.00	914.24	0.00

Cumulative realized capital gain and loss position from 12/31/2015 for securities held in principal of account:

Short Term: 0.00 * Long Term: 0.00 *

* The above gain and loss position does not include transactions where tax cost information is incomplete or unavailable.

Cash and securities set forth on this Account Statement are held by The Bank of New York Mellon, an affiliate of The Bank of New York Mellon Trust Company, N.A. In addition, The Bank of New York Mellon Trust Company, N.A. may utilize subsidiaries and affiliates to provide services and certain products to the Account. Subsidiaries and affiliates may be compensated for their services and products.

The value of securities set forth on this Account Statement are obtained by The Bank of New York Mellon Trust Company, N.A., from its affiliate, The Bank of New York Mellon which determines such values for Corporate Trust on the basis of market prices and information obtained by The Bank of New York Mellon from unaffiliated third parties (including independent pricing vendors) ("third party pricing services"). The Bank of New York Mellon has not verified such market values or information and makes no assurances as to the accuracy or correctness of such market values or information or that the market values set forth on this Account Statement reflect the value of the securities that can be realized upon the sale of such securities. In addition, the market values for the securities set forth in this Account Statement may differ from the market prices and information for the same securities used by other business units of The Bank of New York Mellon Trust Company, N.A., The Bank of New York Mellon or their respective subsidiaries or affiliates based upon market prices and information received from other third party pricing services utilized by such other business units. Corporate Trust does not compare its market values with those used by, or reconcile different market values used by, other business units of The Bank of New York Mellon Trust Company, N.A., The Bank of New York Mellon or their respective subsidiaries or affiliates. Neither The Bank of New York Mellon Trust Company, N.A. nor The Bank of New York Mellon shall be liable for any loss, damage or expense incurred as a result of or arising from or related to the market values or information provided by third party pricing services or the differences in market prices or information provided by other third party pricing services.

00000
M
1P03 s 92511



BNY MELLON

The Bank of New York Mellon Trust Company, N.A.

INT COUNTY WATER AUTHORITY
ATTN: FINANCE DIRECTOR
1072 MAIN STREET
WEST WARWICK, RI 02893-3724

Account Statement

Statement Period 07/01/2016 Through 07/31/2016

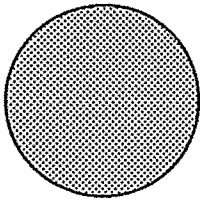
Account 112613
KCWA SER 2004A DEBT SERV RESRV

CLIENT SERVICE MANAGER: SUSAN CALISE
135 SANTILLI HIGHWAY AIM: 026-0018
EVERETT, MA 02149
617-382-5217
SUSAN.CALISE@BNYMELLON.COM

Go Paperless. Securely access your account online to view your statements. Ask your BNY Mellon contact how we can help you access your accounts, enter your own transactions or submit an audit confirmation online. Also be sure to ask how Connect(SM), our new web-based, single sign-on platform can help you go paperless.

Visit us at www.bnymellon.com

Account Overview



Percent of all Investments	Asset Classification	Market Value
100%	CASH AND SHORT TERM	1.12
100%	TOTAL OF ALL INVESTMENTS	1.12

Summary of Assets Held

Asset Classification	Market Value	Cost	Accrued Income	Est Annual Income	Market Yield
CASH AND SHORT TERM	1.12	1.12	0.00	0.00	0.00%
ACCOUNT TOTALS	1.12	1.12	0.00	0.00	0.00%

Summary of Cash Transactions

Transaction Category	Current Period			Year-to-Date	
	Income	Principal	Realized Gains/Losses	Income	Principal
OPENING BALANCE	0.00	0.00		0.00	0.00
CLOSING BALANCE	0.00	0.00	0.00	0.00	0.00

The above cash transactions summary is provided for information purposes only and may not reflect actual taxable income or deductible expenses as reportable under the Internal Revenue Code.

000253 XBINEF401 005541

C
Q 0000
M
1PB3 S 92512



BNY MELLON

The Bank of New York Mellon Trust Company, N.A.

Statement Period 07/01/2016 Through 07/31/2016

Account 112613

KCWA SER 2004A DEBT SERV RESRV

Statement of Assets Held

Shares / Par Value	Asset Description	Market Price Average Cost	Market Value Cost	Accrued Income Est Annual Income	Market Yield
CASH AND SHORT TERM					
1.120	FIDELITY INVST MMKT GOVT 57	1.00000	1.12	0.00	0.00%
	CUSIP: X9USDFIIN	1.00000	1.12	0.00	0.00%
Total CASH AND SHORT TERM			1.12	0.00	0.00%
ACCOUNT TOTALS			1.12	0.00	0.00%
Total Market Value Plus Total Accrued Income 1.12			1.12	0.00	

Statement of Transactions

Transaction Date	Transaction Description	Income	Principal	Cost	Realized Gains/Losses
------------------	-------------------------	--------	-----------	------	-----------------------

No Transactions This Period

Cash and securities set forth on this Account Statement are held by The Bank of New York Mellon, an affiliate of The Bank of New York Mellon Trust Company, N.A. In addition, The Bank of New York Mellon Trust Company, N.A. may utilize subsidiaries and affiliates to provide services and certain products to the Account. Subsidiaries and affiliates may be compensated for their services and products.

The value of securities set forth on this Account Statement are obtained by The Bank of New York Mellon Trust Company, N.A., from its affiliate, The Bank of New York Mellon which determines such values for Corporate Trust on the basis of market prices and information obtained by The Bank of New York Mellon from unaffiliated third parties (including independent pricing vendors) ("third party pricing services"). The Bank of New York Mellon has not verified such market values or information and makes no assurances as to the accuracy or correctness of such market values or information or that the market values set forth on this Account Statement reflect the value of the securities that can be realized upon the sale of such securities. In addition, the market values for the securities set forth in this Account Statement may differ from the market prices and information for the same securities used by other business units of The Bank of New York Mellon Trust Company, N.A., The Bank of New York Mellon or their respective subsidiaries or affiliates based upon market prices and information received from other third party pricing services utilized by such other business units. Corporate Trust does not compare its market values with those used by, or reconcile different market values used by, other business units of The Bank of New York Mellon Trust Company, N.A., The Bank of New York Mellon or their respective subsidiaries or affiliates. Neither The Bank of New York Mellon Trust Company, N.A. nor The Bank of New York Mellon shall be liable for any loss, damage or expense incurred as a result of or arising from or related to the market values or information provided by third party pricing services or the differences in market prices or information provided by other third party pricing services.

0000 m PDS 5 92512



BNY MELLON

The Bank of New York Mellon Trust Company, N.A.

NT COUNTY WATER AUTHORITY
ATTN: FINANCE DIRECTOR
1072 MAIN STREET
WEST WARWICK, RI 02893-3724

Account Statement

Statement Period 07/01/2016 Through 07/31/2016


Account 667674
KCWA RENEWAL/REPLACEMENT A/C (PUC - 1)
MISC GSP / IMMS KCWA
RENEWAL/REPLACEMENT A/C (PUC-1)

CLIENT SERVICE MANAGER: SUSAN CALISE
135 SANTILLI HIGHWAY AIM: 026-0018
EVERETT, MA 02149
617-382-5217
SUSAN.CALISE@BNYMELLON.COM

Go Paperless. Securely access your account online to view your statements. Ask your BNY Mellon contact how we can help you access your accounts, enter your own transactions or submit an audit confirmation online. Also be sure to ask how Connect(SM), our new web-based, single sign-on platform can help you go paperless.

Visit us at www.bnymellon.com

Account Overview



Percent of all Investments	Asset Classification	Market Value
100%	CASH AND SHORT TERM	4,641,527.17
100%	TOTAL OF ALL INVESTMENTS	4,641,527.17

Summary of Assets Held

Asset Classification	Market Value	Cost	Accrued Income	Est Annual Income	Market Yield
CASH AND SHORT TERM	4,641,527.17	4,641,527.17	0.00	0.00	0.00%
ACCOUNT TOTALS	4,641,527.17	4,641,527.17	0.00	0.00	0.00%

Summary of Cash Transactions

Transaction Category	Current Period			Year-to-Date	
	Income	Principal	Realized Gains/Losses	Income	Principal
OPENING BALANCE	0.00	4,641,527.17		0.00	0.00
OTHER CASH ADDITIONS	0.00	0.00	0.00	0.00	4,641,527.17
CLOSING BALANCE	0.00	4,641,527.17	0.00	0.00	4,641,527.17

The above cash transactions summary is provided for information purposes only and may not reflect actual taxable income or deductible expenses as reportable under the Internal Revenue Code.

000253 XEN1E1-401 005542

c
9 0000
m
1 PD3 S 92513



BNY MELLON

The Bank of New York Mellon Trust Company, N.A.

Statement Period 07/01/2016 Through 07/31/2016

Account 667674

KCWA RENEWAL/REPLACEMENT A/C (PUC-1)

Statement of Assets Held

Shares / Par Value	Asset Description	Market Price Average Cost	Market Value Cost	Accrued Income Est Annual Income	Market Yield
CASH AND SHORT TERM					
	CASH BALANCE	0.00000	4,641,527.17	0.00	0.00%
		0.00000	4,641,527.17	0.00	
Total CASH AND SHORT TERM			4,641,527.17	0.00	0.00%
			4,641,527.17	0.00	
ACCOUNT TOTALS			4,641,527.17	0.00	0.00%
			4,641,527.17	0.00	
Total Market Value Plus Total Accrued Income 4,641,527.17					

Statement of Transactions

Transaction Date	Transaction Description	Income	Principal	Cost	Realized Gains/Losses
No Transactions This Period					

Cash and securities set forth on this Account Statement are held by The Bank of New York Mellon, an affiliate of The Bank of New York Mellon Trust Company, N.A. In addition, The Bank of New York Mellon Trust Company, N.A. may utilize subsidiaries and affiliates to provide services and certain products to the Account. Subsidiaries and affiliates may be compensated for their services and products.

The value of securities set forth on this Account Statement are obtained by The Bank of New York Mellon Trust Company, N.A., from its affiliate, The Bank of New York Mellon which determines such values for Corporate Trust on the basis of market prices and information obtained by The Bank of New York Mellon from unaffiliated third parties (including independent pricing vendors) ("third party pricing services"). The Bank of New York Mellon has not verified such market values or information and makes no assurances as to the accuracy or correctness of such market values or information or that the market values set forth on this Account Statement reflect the value of the securities that can be realized upon the sale of such securities. In addition, the market values for the securities set forth in this Account Statement may differ from the market prices and information for the same securities used by other business units of The Bank of New York Mellon Trust Company, N.A., The Bank of New York Mellon or their respective subsidiaries or affiliates based upon market prices and information received from other third party pricing services utilized by such other business units. Corporate Trust does not compare its market values with those used by, or reconcile different market values used by, other business units of The Bank of New York Mellon Trust Company, N.A., The Bank of New York Mellon or their respective subsidiaries or affiliates. Neither The Bank of New York Mellon Trust Company, N.A. nor The Bank of New York Mellon shall be liable for any loss, damage or expense incurred as a result of or arising from or related to the market values or information provided by third party pricing services or the differences in market prices or information provided by other third party pricing services.

0
0.0000
M
1P03
S 92533



BNY MELLON

The Bank of New York Mellon Trust Company, N.A.

RHODE ISLAND COUNTY WATER AUTHORITY
ATTN: FINANCE DIRECTOR
1072 MAIN STREET
WEST WARWICK, RI 02893-3724

Account Statement

Statement Period 07/01/2016 Through 07/31/2016

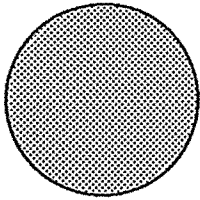
Account 667675
KCWA RENEWAL/REPLACEMENT A/C (PUC - 1)
MISC GSP / IMMS KCWA
RENEWAL/REPLACEMENT A/C (PUC - 2)

CLIENT SERVICE MANAGER: SUSAN CALISE
135 SANTILLI HIGHWAY AIM: 026-0018
EVERETT, MA 02149
617-382-5217
SUSAN.CALISE@BNYMELLON.COM

Go Paperless. Securely access your account online to view your statements. Ask your BNY Mellon contact how we can help you access your accounts, enter your own transactions or submit an audit confirmation online. Also be sure to ask how Connect(SM), our new web-based, single sign-on platform can help you go paperless.

Visit us at www.bnymellon.com

Account Overview



Percent of all Investments	Asset Classification	Market Value
100%	CASH AND SHORT TERM	1,183,263.43
100%	TOTAL OF ALL INVESTMENTS	1,183,263.43

Summary of Assets Held

Asset Classification	Market Value	Cost	Accrued Income	Est Annual Income	Market Yield
CASH AND SHORT TERM	1,183,263.43	1,183,263.43	0.00	0.00	0.00%
ACCOUNT TOTALS	1,183,263.43	1,183,263.43	0.00	0.00	0.00%

Summary of Cash Transactions

Transaction Category	Current Period			Year-to-Date	
	Income	Principal	Realized Gains/Losses	Income	Principal
OPENING BALANCE	0.00	1,044,901.43		0.00	0.00
OTHER CASH ADDITIONS	0.00	138,362.00	0.00	0.00	1,183,263.43
CLOSING BALANCE	0.00	1,183,263.43	0.00	0.00	1,183,263.43

The above cash transactions summary is provided for information purposes only and may not reflect actual taxable income or deductible expenses as reportable under the Internal Revenue Code.

000253 XBNEF401 005543

G 0000 M 1 P08 S 92514