

Mary B. Shekarchi
Attorney at Law

33 College Hill Road, Suite 15-E
Warwick, Rhode Island 02886

Tel: (401) 828-5030

Fax: (401) 823-1400

Email: LAWOFFICEMARYB@HOTMAIL.COM

June 3, 2016

Ms. Luly Massaro, Clerk
Rhode Island Public Utilities Commission
89 Jefferson Blvd.
Warwick, RI 02888

RE: Kent County Water Authority – Docket No. 4611


Dear Ms. Massaro:

Enclosed please find an original and nine (9) copies of the Kent County Water Authority's Response to the Division of Public Utilities Commission's Data Request (Set 1).

Please note that an electronic copy of this document has been provided to the service list. Should you have any questions, please contact me.

Thank you.

Sincerely,


Mary B. Shekarchi
Attorney at Law

MBS/mdc
Enclosure

Cc: Docket 4611 Service List (via electronic mail)

KENT COUNTY WATER AUTHORITY

Docket No. 4611

Responses to First Set of Data Requests

Division of Public Utilities and Carriers

Dated May 18, 2016

1. Please provide a complete copy of Mr. Woodcock's schedules in Excel format with all formulas intact.

Response: see attached

Witness Responsible: C. Woodcock

2. Please provide monthly cooling degree-day and precipitation for Fiscal Year 2011 (“FY11”) to present in Excel format. Also, provide normal monthly cooling degree-days and precipitation.

Response: We did not prepare any such analysis nor look at any of that data.

Witness Responsible: C. Woodcock

3. Please provide monthly sales for the small, medium, and large customer classes for FY11 to present in Excel format.

Response: Please see attached reports.

Witness Responsible: J. Gershkoff

MONTHLY
BILLING REPORT

JULY 10	TOTAL CUSTOMERS	GOVERNMENTAL CUSTOMERS	IND/COMM CUSTOMERS	RESIDENTIAL CUSTOMERS	WATER PROTECTION
BILLED CONSUMPTION (CF)	28,983,797	624,572	4,757,151	23,602,074	27,518,493
BY METER SIZE					
5.8"	17,683,470	64,300	437,174	17,181,996	
3.4"	278,841	45,061	83,656	150,124	
1"	4,687,743	48,247	345,740	4,293,756	
1.5"	1,498,181	93,000	920,971	484,210	
2"	3,085,358	338,907	1,376,177	1,370,274	
3"	58,700	13,700	34,000	11,000	
4"	340,612	10,132	330,480	0	
6"	1,083,160	725	1,082,435	0	
8"	176,979	0	66,265	110,714	
10"	90,753	10,500	80,253		
BILLED AMOUNT	\$1,608,812.81	\$34,615.10	\$236,150.69	\$1,338,047.02	\$60,272.07
BY METER SIZE					
5.8"	\$1,011,498.86	\$3,795.15	\$25,442.72	\$982,260.99	
3.4"	\$14,997.73	\$2,364.80	\$4,402.26	\$8,230.67	
1"	\$263,925.94	\$2,640.56	\$18,843.86	\$242,441.52	
1.5"	\$79,922.58	\$5,018.18	\$48,800.76	\$26,103.64	
2"	\$164,666.69	\$18,616.45	\$72,797.22	\$73,253.02	
3"	\$2,749.56	\$644.73	\$1,567.16	\$537.67	
4"	\$16,013.88	\$668.64	\$15,117.00	\$228.24	
6"	\$42,928.46	\$209.11	\$41,947.39	\$771.96	
8"	\$8,135.86	\$128.66	\$3,787.89	\$4,219.31	
10"	\$3,973.25	\$528.82	\$3,444.43		
# CUSTOMERS BILLED	9,790	109	439	9,242	8,834
BY METER SIZE					
5.8"	8,120	41	246	7,833	
3.4"	43	1	7	35	
1"	1,337	12	58	1,267	
1.5"	84	9	38	37	
2"	137	35	43	59	
3"	4	1	2	1	
4"	19	5	13	1	
6"	22	3	16	3	
8"	20	1	13	6	
10"	4	1	3		

MONTHLY BILLING REPORT
SUMMARY

CONTINUOUS TOTALS - FISCAL YEAR 2011

BILLED CONSUMPTION	28,983,797
BILLED AMOUNT	\$1,608,812.81
#CUSTOMERS	9,790
W.P. CONSUMPTION	24,228,761
W.P. BILLED AMOUNT	\$60,272.07
W.P. #CUSTOMERS	8,834
W.P. EXEMPT CONSUMPTION	1,161,820
W.P. EXEMPT BILLED AMOUNT	\$2,544.39
W.P. EXEMPT CUSTOMERS	956

MONTHLY

BILLED CONSUMPTION	28,983,797
BILLED AMOUNT	\$1,608,812.81
#CUSTOMERS	9,790
W.P. CONSUMPTION	27,518,493
W.P. BILLED AMOUNT	\$60,272.07
W.P. #CUSTOMERS	8,834
W.P. EXEMPT CONSUMPTION	1,465,304
W.P. EXEMPT BILL AMOUNT	\$3,209.02
W.P. EXEMPT CUSTOMERS	956

MONTHLY
BILLING REPORT

AUGUST 10	TOTAL CUSTOMERS	GOVERNMENTAL CUSTOMERS	IND/COMM CUSTOMERS	RESIDENTIAL CUSTOMERS	WATER PROTECTION
BILLED CONSUMPTION (CF)	28,975,679	1,004,155	3,939,904	24,031,620	26,867,220
BY METER SIZE					
5.8"	20,142,376	60,002	722,879	19,359,495	
3.4"	107,113		48,059	59,054	
1"	2,756,131	31,502	311,430	2,413,199	
1.5"	1,125,659	66,973	404,599	654,087	
2"	2,903,912	475,410	1,014,837	1,413,665	
3"	428,040	357,507	58,413	12,120	
4"	382,640	2,254	260,386	120,000	
6"	1,001,764	507	1,001,257	0	
8"	128,044	10,000	118,044		
10"	0				
BILLED AMOUNT	\$1,588,302.90	\$51,052.47	\$193,376.64	\$1,343,873.79	\$58,842.51
BY METER SIZE					
5.8"	1,131,693	\$3,344.71	\$40,241.59	\$1,088,106.99	
3.4"	5,725		\$2,522.11	\$3,203.00	
1"	154,284	\$1,733.52	\$16,793.89	\$135,756.51	
1.5"	60,189	\$3,701.80	\$21,427.55	\$35,059.15	
2"	155,397	\$25,402.85	\$53,937.79	\$76,056.66	
3"	19,575	\$16,054.74	\$2,684.63	\$835.50	
4"	17,022	\$248.31	\$12,137.79	\$4,635.81	
6"	38,770	\$48.68	\$38,501.59	\$220.17	
8"	5,648	\$517.86	\$5,129.70		
10"	0				
# CUSTOMERS BILLED	8,213	72	384	7,757	7,198
BY METER SIZE					
5.8"	7,190	20	228	6942	
3.4"	16		5	11	
1"	725	10	46	669	
1.5"	78	11	24	43	
2"	150	22	45	83	
3"	13	4	3	6	
4"	19	3	15	1	
6"	13	1	10	2	
8"	9	1	8		
10"	0				

MONTHLY BILLING REPORT
SUMMARY

CONTINUOUS TOTALS - FISCAL YEAR 2011

BILLED CONSUMPTION	57,959,476
BILLED AMOUNT	\$3,197,115.71
#CUSTOMERS	18,003
W.P. CONSUMPTION	51,095,981
W.P. BILLED AMOUNT	\$119,114.58
W.P. #CUSTOMERS	16,032
W.P. EXEMPT CONSUMPTION	6,863,495
W.P. EXEMPT BILLED AMOUNT	\$15,031.05
W.P. EXEMPT CUSTOMERS	1,971

MONTHLY

BILLED CONSUMPTION	28,975,679
BILLED AMOUNT	\$1,588,302.90
#CUSTOMERS	8,213
W.P. CONSUMPTION	26,867,220
W.P. BILLED AMOUNT	\$58,842.51
W.P. #CUSTOMERS	7,198
W.P. EXEMPT CONSUMPTION	2,108,459
W.P. EXEMPT BILL AMOUNT	\$4,617.53
W.P. EXEMPT CUSTOMERS	1,015

MONTHLY
BILLING REPORT

SEPTEMBER 10	TOTAL CUSTOMERS	GOVERNMENTAL CUSTOMERS	IND/COMM CUSTOMERS	RESIDENTIAL CUSTOMERS	WATER PROTECTION
BILLED CONSUMPTION (CF)	62,060,151	3,680,154	12,494,299	45,885,698	59,339,023
BY METER SIZE					
5.8"	25,775,808	185369	1440733	24149706	
3.4"	830,375	293324	266021	271030	
1"	13,746,104	124849	1082457	12538798	
1.5"	3,796,415	269182	2308397	1218836	
2"	10,696,624	845381	4874364	4976879	
3"	362,300	22500	71800	268000	
4"	2,628,111	1879295	731982	16834	
6"	3,025,247	11954	1643236	1370057	
8"	1,150,688	48300	33591	1068797	
10"	48,479		41718	6761	
BILLED AMOUNT	\$3,265,690.30	\$180,123.90	\$636,219.30	\$2,449,347.10	\$129,955.29
BY METER SIZE					
5.8"	\$1,415,523.02	10054.98	78852.81	1326615.23	
3.4"	\$44,238.51	15346.7	14084.32	14807.49	
1"	\$738,739.64	6659.06	57443.34	674637.24	
1.5"	\$199,112.06	14460.36	121641.05	63010.65	
2"	\$564,276.21	45166.36	257094.39	262015.46	
3"	\$16,402.02	1098.3	3275.76	12027.96	
4"	\$118,940.48	84308.25	33667.14	965.09	
6"	\$118,907.89	939.58	65061.67	52906.64	
8"	\$46,552.75	2090.31	2486.34	41976.1	
10"	\$2,997.72		2612.48	385.24	
# CUSTOMERS BILLED	8,935	158	761	8,016	8,061
BY METER SIZE					
5.8"	6,711	39	353	6319	
3.4"	93	6	24	63	
1"	1,548	17	88	1443	
1.5"	181	27	86	68	
2"	251	42	119	90	
3"	9	3	3	3	
4"	47	15	27	5	
6"	60	7	40	13	
8"	26	2	13	11	
10"	9		8	1	

MONTHLY BILLING REPORT
SUMMARY

CONTINUOUS TOTALS - FISCAL YEAR 2011

BILLED CONSUMPTION	120,019,627
BILLED AMOUNT	\$6,462,806.01
#CUSTOMERS	26,938
W.P. CONSUMPTION	110,435,004
W.P. BILLED AMOUNT	\$249,069.87
W.P. #CUSTOMERS	24,093
W.P. EXEMPT CONSUMPTION	9,584,623
W.P. EXEMPT BILLED AMOUNT	\$20,990.32
W.P. EXEMPT CUSTOMERS	2,845

MONTHLY

BILLED CONSUMPTION	62,060,151
BILLED AMOUNT	\$3,265,690.30
#CUSTOMERS	8,935
W.P. CONSUMPTION	59,339,023
W.P. BILLED AMOUNT	\$129,955.29
W.P. #CUSTOMERS	8,061
W.P. EXEMPT CONSUMPTION	2,721,128
W.P. EXEMPT BILL AMOUNT	\$5,959.27
W.P. EXEMPT CUSTOMERS	874

MONTHLY
BILLING REPORT

OCTOBER 10	TOTAL CUSTOMERS	GOVERNMENTAL CUSTOMERS	IND/COMM CUSTOMERS	RESIDENTIAL CUSTOMERS	WATER PROTECTION
BILLED CONSUMPTION (CF)	31,911,125	710,214	5,814,128	25,386,783	30,292,322
BY METER SIZE					
5.8"	18,533,419	88,107	469,064	17,976,248	
3.4"	353,074	58,807	117,060	177,207	
1"	5,545,855	66,711	397,775	5,081,369	
1.5"	1,511,761	82,000	942,501	487,260	
2"	3,943,297	377,257	2,135,672	1,430,368	
3"	50,700	17,700	15,000	18,000	
4"	305,000	9,616	295,384	0	
6"	1,010,448	1,016	1,009,432	0	
8"	256,455	500	39,624	216,331	
10"	401,116	8,500	392,616		
BILLED AMOUNT	\$1,751,236.93	\$38,939.44	\$288,277.37	\$1,424,020.12	\$66,344.01
BY METER SIZE					
5.8"	\$1,051,488.46	\$5,024.32	\$26,948.73	\$1,019,515.41	
3.4"	\$18,820.90	\$3,072.67	\$6,136.91	\$9,611.32	
1"	\$307,676.82	\$3,594.21	\$21,475.81	\$282,606.80	
1.5"	\$80,363.53	\$4,422.96	\$49,788.93	\$26,151.64	
2"	\$208,810.11	\$20,542.30	\$112,190.04	\$76,077.77	
3"	\$2,336.38	\$820.20	\$714.82	\$801.36	
4"	\$14,231.48	\$643.74	\$13,541.88	\$45.86	
6"	\$39,617.71	\$220.16	\$39,169.31	\$228.24	
8"	\$12,154.54	\$147.64	\$3,025.18	\$8,981.72	
10"	\$15,737.00	\$451.24	\$15,285.76		
# CUSTOMERS BILLED	9,776	109	435	9,232	8,817
BY METER SIZE					
5.8"	8,104	41	239	7,824	
3.4"	43	1	7	35	
1"	1,335	12	57	1,266	
1.5"	84	9	38	37	
2"	139	35	45	59	
3"	4	1	2	1	
4"	19	5	13	1	
6"	22	3	16	3	
8"	22	1	15	6	
10"	4	1	3		

MONTHLY BILLING REPORT
SUMMARY

CONTINUOUS TOTALS - FISCAL YEAR 2011

BILLED CONSUMPTION	151,930,752
BILLED AMOUNT	\$8,214,042.94
#CUSTOMERS	36,714
W.P. CONSUMPTION	140,727,326
W.P. BILLED AMOUNT	\$315,413.88
W.P. #CUSTOMERS	32,910
W.P. EXEMPT CONSUMPTION	11,203,426
W.P. EXEMPT BILLED AMOUNT	\$24,535.50
W.P. EXEMPT CUSTOMERS	3,804

MONTHLY

BILLED CONSUMPTION	31,911,125
BILLED AMOUNT	\$1,751,236.93
#CUSTOMERS	9,776
W.P. CONSUMPTION	30,292,322
W.P. BILLED AMOUNT	\$66,344.01
W.P. #CUSTOMERS	8,817
W.P. EXEMPT CONSUMPTION	1,618,803
W.P. EXEMPT BILL AMOUNT	\$3,545.18
W.P. EXEMPT CUSTOMERS	959

MONTHLY
BILLING REPORT

NOVEMBER 10	TOTAL CUSTOMERS	GOVERNMENTAL CUSTOMERS	IND/COMM CUSTOMERS	RESIDENTIAL CUSTOMERS	WATER PROTECTION
BILLED CONSUMPTION (CF)	21,432,504	1,051,643	3,059,064	17,321,797	19,931,824
BY METER SIZE					
5.8"	14,193,360	54,405	533,888	13,605,067	
3.4"	84,155		48,805	35,350	
1"	2,060,225	30,586	221,427	1,808,212	
1.5"	902,288	73,560	230,560	598,168	
2"	1,710,026	623,305	1,086,721		
3"	1,413,889	214,686	51,508	1,147,695	
4"	178,212	975	169,932	7,305	
6"	754,336	34,126	600,210	120,000	
8"	136,013	20,000	116,013	0	
10"	0				
BILLED AMOUNT	\$1,194,540.78	\$54,046.01	\$153,495.10	\$986,999.67	\$43,653.86
BY METER SIZE					
5.8"	\$815,335.58	3037.62	30194.34	782103.62	
3.4"	\$4,516.58		2560.32	1956.26	
1"	\$117,177.31	1679.53	12054.77	103443.01	
1.5"	\$48,403.66	4031.79	12316.13	32055.74	
2"	\$90,775.25	33141.20	57634.05		
3"	\$74,064.82	9686.62	2372.36	62005.84	
4"	\$8,862.04	180.99	8080.67	600.38	
6"	\$29,289.61	1400.60	23258.93	4630.08	
8"	\$6,115.93	887.66	5023.53	204.74	
10"	\$0.00				
# CUSTOMERS BILLED	8,215	76	384	7,755	7,202
BY METER SIZE					
5.8"	7,191	20	228	6,943	
3.4"	16		5	11	
1"	723	10	46	667	
1.5"	78	12	24	42	
2"	69	24	45		
3"	90	4	3	83	
4"	24	3	15	6	
6"	13	2	10	1	
8"	11	1	8	2	
10"	0				

MONTHLY BILLING REPORT
SUMMARY

CONTINUOUS TOTALS - FISCAL YEAR 2011

BILLED CONSUMPTION	173,363,256
BILLED AMOUNT	\$9,408,583.72
#CUSTOMERS	44,929
W.P. CONSUMPTION	160,659,150
W.P. BILLED AMOUNT	\$359,067.74
W.P. #CUSTOMERS	40,112
W.P. EXEMPT CONSUMPTION	12,704,106
W.P. EXEMPT BILLED AMOUNT	\$27,821.99
W.P. EXEMPT CUSTOMERS	4,817

MONTHLY

BILLED CONSUMPTION	21,432,504
BILLED AMOUNT	\$1,194,540.78
#CUSTOMERS	8,215
W.P. CONSUMPTION	19,931,824
W.P. BILLED AMOUNT	\$43,653.86
W.P. #CUSTOMERS	7,202
W.P. EXEMPT CONSUMPTION	1,500,680
W.P. EXEMPT BILL AMOUNT	\$3,286.49
W.P. EXEMPT CUSTOMERS	1,013

MONTHLY
BILLING REPORT

DECEMBER 10	TOTAL CUSTOMERS	GOVERNMENTAL CUSTOMERS	IND/COMM CUSTOMERS	RESIDENTIAL CUSTOMERS	WATER PROTECTION
BILLED CONSUMPTION (CF)	35,698,992	2,271,287	8,801,133	24,626,572	34,226,403
BY METER SIZE					
5.8"	14,351,367	118,843	1,024,816	13,207,708	
3.4"	696,063	242,901	241,686	211,476	
1"	6,130,769	76,104	749,930	5,304,735	
1.5"	2,519,272	200,114	1,715,296	603,862	
2"	7,351,227	518,346	3,228,486	3,604,395	
3"	201,060	28,560	35,500	137,000	
4"	1,642,169	1,066,726	571,711	3,732	
6"	1,921,137	19,693	1,175,216	726,228	
8"	852,186	0	27,549	824,637	
10"	33,742		30,943	2,799	
BILLED AMOUNT	\$1,918,792.32	\$113,324.94	\$451,703.97	\$1,353,763.41	\$74,958.65
BY METER SIZE					
5.8"	\$818,626.46	\$6,578.98	\$57,121.15	\$754,926.33	
3.4"	\$37,220.72	\$12,712.11	\$12,812.81	\$11,695.80	
1"	\$340,838.47	\$4,112.14	\$40,068.79	\$296,657.54	
1.5"	\$133,687.57	\$10,851.55	\$90,651.52	\$32,184.50	
2"	\$389,479.19	\$28,078.79	\$171,097.24	\$190,303.16	
3"	\$9,223.61	\$1,368.09	\$1,659.68	\$6,195.84	
4"	\$75,046.34	\$48,132.69	\$26,531.86	\$381.79	
6"	\$77,006.90	\$1,233.27	\$47,300.30	\$28,473.33	
8"	\$35,224.61	\$257.32	\$2,257.05	\$32,710.24	
10"	\$2,438.45		\$2,203.57	\$234.88	
# CUSTOMERS BILLED	8,939	158	761	8,020	8,030
BY METER SIZE					
5.8"	6,715	39	353	6323	
3.4"	93	6	24	63	
1"	1,549	17	89	1443	
1.5"	181	27	86	68	
2"	251	42	119	90	
3"	9	3	3	3	
4"	48	15	28	5	
6"	60	7	40	13	
8"	26	2	13	11	
10"	9		8	1	

MONTHLY BILLING REPORT
SUMMARY

CONTINUOUS TOTALS - FISCAL YEAR 2011

BILLED CONSUMPTION	209,062,248
BILLED AMOUNT	\$11,327,376.04
#CUSTOMERS	53,868
W.P. CONSUMPTION	194,885,553
W.P. BILLED AMOUNT	\$434,026.39
W.P. #CUSTOMERS	48,142
W.P. EXEMPT CONSUMPTION	14,176,695
W.P. EXEMPT BILLED AMOUNT	\$31,046.96
W.P. EXEMPT CUSTOMERS	5,726

MONTHLY

BILLED CONSUMPTION	35,698,992
BILLED AMOUNT	\$1,918,792.32
#CUSTOMERS	8,939
W.P. CONSUMPTION	34,226,403
W.P. BILLED AMOUNT	\$74,958.65
W.P. #CUSTOMERS	8,030
W.P. EXEMPT CONSUMPTION	1,472,589
W.P. EXEMPT BILL AMOUNT	\$3,224.97
W.P. EXEMPT CUSTOMERS	909

MONTHLY
BILLING REPORT

JANUARY 2011	TOTAL CUSTOMERS	GOVERNMENTAL CUSTOMERS	IND/COMM CUSTOMERS	RESIDENTIAL CUSTOMERS	WATER PROTECTION
BILLED CONSUMPTION (CF)	20,371,703	485,416	3,926,377	15,959,910	19,427,696
BY METER SIZE					
5.8"	12,147,785	53,100	356,828	11,737,857	
3.4"	296,849	35,419	128,088	133,342	
1"	2,549,834	36,795	224,923	2,288,116	
1.5"	1,099,399	85,000	597,704	416,695	
2"	2,632,140	242,169	1,170,551	1,219,420	
3"	40,830	11,830	13,000	16,000	
4"	422,770	10,087	407,780	4,903	
6"	808,007	1,016	750,758	56,233	
8"	94,503	0	7,159	87,344	
10"	279,586	10,000	269,586		
BILLED AMOUNT	\$1,154,428.37	\$27,221.19	\$194,661.05	\$932,546.13	\$42,549.25
BY METER SIZE					
5.8"	\$717,843.41	\$3,195.22	\$21,053.57	\$693,594.62	
3.4"	\$15,991.66	\$1,959.20	\$6,713.13	\$7,319.33	
1"	\$151,191.75	\$2,061.00	\$12,444.30	\$136,686.45	
1.5"	\$59,489.98	\$5,271.86	\$31,753.51	\$22,464.61	
2"	\$139,503.73	\$12,685.54	\$61,762.47	\$65,055.72	
3"	\$2,080.41	\$742.31	\$625.78	\$712.32	
4"	\$19,411.12	\$601.24	\$18,545.74	\$264.14	
6"	\$31,911.57	\$196.66	\$29,352.63	\$2,362.28	
8"	\$6,008.47	\$128.66	\$1,793.15	\$4,086.66	
10"	\$10,996.27	\$379.50	\$10,616.77		
# CUSTOMERS BILLED	9,795	109	432	9,254	8,835
BY METER SIZE					
5.8"	8,108	41	237	7830	
3.4"	44	1	7	36	
1"	1,337	12	57	1268	
1.5"	85	9	37	39	
2"	147	35	45	67	
3"	4	1	2	1	
4"	20	5	13	2	
6"	24	3	16	5	
8"	22	1	15	6	
10"	4	1	3		

MONTHLY BILLING REPORT
SUMMARY

CONTINUOUS TOTALS - FISCAL YEAR 2011

BILLED CONSUMPTION	229,433,951
BILLED AMOUNT	\$12,481,804.41
#CUSTOMERS	63,663
W.P. CONSUMPTION	214,313,249
W.P. BILLED AMOUNT	\$476,575.64
W.P. #CUSTOMERS	56,977
W.P. EXEMPT CONSUMPTION	15,120,702
W.P. EXEMPT BILLED AMOUNT	\$33,114.34
W.P. EXEMPT CUSTOMERS	6,686

MONTHLY

BILLED CONSUMPTION	20,371,703
BILLED AMOUNT	\$1,154,428.37
#CUSTOMERS	9,795
W.P. CONSUMPTION	19,427,696
W.P. BILLED AMOUNT	\$42,549.25
W.P. #CUSTOMERS	8,835
W.P. EXEMPT CONSUMPTION	944,007
W.P. EXEMPT BILL AMOUNT	\$2,067.38
W.P. EXEMPT CUSTOMERS	960

MONTHLY
BILLING REPORT

FEBRUARY 2011	TOTAL CUSTOMERS	GOVERNMENTAL CUSTOMERS	IND/COMM CUSTOMERS	RESIDENTIAL CUSTOMERS	WATER PROTECTION
BILLED CONSUMPTION (CF)	19,734,936	567,506	2,583,287	16,584,143	18,376,367
BY METER SIZE					
5.8"	13,923,445	36,917	683,871	13,202,657	
3.4"	99,198		46,058	53,140	
1"	1,543,898	21,021	189,946	1,332,931	
1.5"	800,125	30,014	232,822	537,289	
2"	2,382,666	448,202	813,072	1,121,392	
3"	106,037	29,644	76,159	234	
4"	422,370	1,310	84,560	336,500	
6"	451,115	398	450,717	0	
8"	6,082	0	6,082		
10"	0				
BILLED AMOUNT	\$1,108,932.86	\$30,945.97	\$132,755.26	\$945,231.63	\$40,247.43
BY METER SIZE					
5.8"	\$801,027.69	\$2,123.89	\$38,010.45	\$760,893.35	
3.4"	\$5,302.59		\$2,416.79	\$2,885.80	
1"	\$90,199.24	\$1,179.76	\$10,409.90	\$78,609.58	
1.5"	\$43,045.88	\$1,756.51	\$12,414.55	\$28,874.82	
2"	\$127,959.48	\$23,992.08	\$43,335.89	\$60,631.51	
3"	\$5,203.94	\$1,448.55	\$3,469.82	\$285.57	
4"	\$17,302.69	\$195.90	\$4,260.53	\$12,846.26	
6"	\$17,911.04	\$120.62	\$17,585.68	\$204.74	
8"	\$980.31	\$128.66	\$851.65		
10"	\$0.00				
# CUSTOMERS BILLED	8,195	76	379	7,740	7,184
BY METER SIZE					
5.8"	7,171	20	226	6,925	
3.4"	15		4	11	
1"	723	10	46	667	
1.5"	77	12	23	42	
2"	152	24	45	83	
3"	13	4	3	6	
4"	21	3	14	4	
6"	14	2	10	2	
8"	9	1	8		
10"	0				

MONTHLY BILLING REPORT
SUMMARY

CONTINUOUS TOTALS - FISCAL YEAR 2011

BILLED CONSUMPTION	249,168,887
BILLED AMOUNT	\$13,590,737.27
#CUSTOMERS	71,858
W.P. CONSUMPTION	232,689,616
W.P. BILLED AMOUNT	\$516,823.07
W.P. #CUSTOMERS	64,161
W.P. EXEMPT CONSUMPTION	16,479,271
W.P. EXEMPT BILLED AMOUNT	\$36,089.60
W.P. EXEMPT CUSTOMERS	7,697

MONTHLY

BILLED CONSUMPTION	19,734,936
BILLED AMOUNT	\$1,108,932.86
#CUSTOMERS	8,195
W.P. CONSUMPTION	18,376,367
W.P. BILLED AMOUNT	\$40,247.43
W.P. #CUSTOMERS	7,184
W.P. EXEMPT CONSUMPTION	1,358,569
W.P. EXEMPT BILL AMOUNT	\$2,975.27
W.P. EXEMPT CUSTOMERS	1,011

MONTHLY
BILLING REPORT

MARCH 2011	TOTAL CUSTOMERS	GOVERNMENTAL CUSTOMERS	IND/COMM CUSTOMERS	RESIDENTIAL CUSTOMERS	WATER PROTECTION
BILLED CONSUMPTION (CF)	27,163,592	1,777,233	7,197,163	18,189,196	26,103,322
BY METER SIZE					
5.8"	11,754,557	99,322	937,127	10,718,108	
3.4"	543,692	229,715	210,049	103,928	
1"	3,853,668	65,170	657,336	3,131,162	
1.5"	1,872,052	219,726	1,245,682	406,644	
2"	6,380,557	317,741	3,134,389	2,928,427	
3"	160,890	26,440	24,450	110,000	
4"	1,219,457	805,795	412,573	1,089	
6"	673,364	13,324	541,228	118,812	
8"	675,331	0	4,329	671,002	
10"	30,024		30,000	24	
BILLED AMOUNT	\$1,497,200.88	\$89,601.71	\$378,873.27	\$1,028,725.90	\$57,168.77
BY METER SIZE					
5.8"	\$682,809.71	\$5,559.01	\$52,518.99	\$624,731.71	
3.4"	\$29,259.36	\$12,023.13	\$11,159.80	\$6,076.43	
1"	\$221,846.36	\$3,527.27	\$35,230.77	\$183,088.32	
1.5"	\$100,841.62	\$11,856.51	\$66,074.64	\$22,910.47	
2"	\$338,459.66	\$17,597.16	\$166,130.35	\$154,732.15	
3"	\$7,435.24	\$1,273.71	\$1,167.73	\$4,993.80	
4"	\$56,207.81	\$36,516.03	\$19,473.52	\$218.26	
6"	\$29,273.51	\$991.57	\$23,316.54	\$4,965.40	
8"	\$28,770.26	\$257.32	\$1,633.15	\$26,879.79	
10"	\$2,297.35		\$2,167.78	\$129.57	
# CUSTOMERS BILLED	8,903	156	760	7,987	8,007
BY METER SIZE					
5.8"	6,705	39	354	6,312	
3.4"	97	6	29	62	
1"	1,559	16	102	1,441	
1.5"	171	26	80	65	
2"	226	42	104	80	
3"	15	3	9	3	
4"	47	15	28	4	
6"	50	7	36	7	
8"	25	2	12	11	
10"	7		6	1	

MONTHLY BILLING REPORT
SUMMARY

CONTINUOUS TOTALS - FISCAL YEAR 2011

BILLED CONSUMPTION	276,332,479
BILLED AMOUNT	\$15,087,938.15
#CUSTOMERS	80,761
W.P. CONSUMPTION	258,792,938
W.P. BILLED AMOUNT	\$573,991.84
W.P. #CUSTOMERS	72,168
W.P. EXEMPT CONSUMPTION	17,539,541
W.P. EXEMPT BILLED AMOUNT	\$38,411.59
W.P. EXEMPT CUSTOMERS	8,593

MONTHLY

BILLED CONSUMPTION	27,163,592
BILLED AMOUNT	\$1,497,200.88
#CUSTOMERS	8,903
W.P. CONSUMPTION	26,103,322
W.P. BILLED AMOUNT	\$57,168.77
W.P. #CUSTOMERS	8,007
W.P. EXEMPT CONSUMPTION	1,060,270
W.P. EXEMPT BILL AMOUNT	\$2,321.99
W.P. EXEMPT CUSTOMERS	896

MONTHLY
BILLING REPORT

APRIL 2011	TOTAL CUSTOMERS	GOVERNMENTAL CUSTOMERS	IND/COMM CUSTOMERS	RESIDENTIAL CUSTOMERS	WATER PROTECTION
BILLED CONSUMPTION (CF)	19,724,377	531,568	3,742,213	15,450,596	18,833,471
BY METER SIZE					
5.8"	11,655,286	54,100	373,367	11,227,819	
3.4"	268,191	49,573	79,942	138,676	
1"	2,312,535	41,248	202,504	2,068,783	
1.5"	1,132,697	87,000	632,087	413,610	
2"	2,799,212	264,679	1,186,343	1,348,190	
3"	43,830	13,830	18,000	12,000	
4"	150,134	10,110	137,560	2,464	
6"	1,033,496	1,028	883,401	149,067	
8"	110,760	0	20,773	89,987	
10"	218,236	10,000	208,236		
BILLED AMOUNT	\$1,120,468.98	\$29,591.64	\$185,726.34	\$905,151.00	\$41,248.59
BY METER SIZE					
5.8"	\$692,103.16	\$3,247.50	\$21,907.40	\$666,948.26	
3.4"	\$14,406.24	\$2,590.19	\$4,207.75	\$7,608.30	
1"	\$138,790.10	\$2,263.76	\$11,272.91	\$125,253.43	
1.5"	\$60,577.20	\$4,684.21	\$33,550.01	\$22,342.98	
2"	\$149,207.86	\$14,634.91	\$62,587.62	\$71,985.33	
3"	\$2,030.53	\$647.91	\$848.38	\$534.24	
4"	\$7,363.33	\$665.73	\$6,496.18	\$201.42	
6"	\$40,568.46	\$220.61	\$34,386.44	\$5,961.41	
8"	\$6,625.41	\$128.66	\$2,181.12	\$4,315.63	
10"	\$8,796.69	\$508.16	\$8,288.53		
# CUSTOMERS BILLED	9,793	108	427	9,258	8,846
BY METER SIZE					
5.8"	8,105	41	235	7829	
3.4"	45	1	7	37	
1"	1,339	12	57	1270	
1.5"	85	9	37	39	
2"	146	34	44	68	
3"	4	1	2	1	
4"	19	5	12	2	
6"	24	3	16	5	
8"	22	1	14	7	
10"	4	1	3		

MONTHLY BILLING REPORT
SUMMARY

CONTINUOUS TOTALS - FISCAL YEAR 2011

BILLED CONSUMPTION	296,056,856
BILLED AMOUNT	\$16,208,407.13
#CUSTOMERS	90,554
W.P. CONSUMPTION	277,626,409
W.P. BILLED AMOUNT	\$615,240.43
W.P. #CUSTOMERS	81,014
W.P. EXEMPT CONSUMPTION	18,430,447
W.P. EXEMPT BILLED AMOUNT	\$40,362.68
W.P. EXEMPT CUSTOMERS	9,540

MONTHLY

BILLED CONSUMPTION	19,724,377
BILLED AMOUNT	\$1,120,468.98
#CUSTOMERS	9,793
W.P. CONSUMPTION	18,833,471
W.P. BILLED AMOUNT	\$41,248.59
W.P. #CUSTOMERS	8,846
W.P. EXEMPT CONSUMPTION	890,906
W.P. EXEMPT BILL AMOUNT	\$1,951.08
W.P. EXEMPT CUSTOMERS	947

MONTHLY
BILLING REPORT

MAY 2011	TOTAL CUSTOMERS	GOVERNMENTAL CUSTOMERS	IND/COMM CUSTOMERS	RESIDENTIAL CUSTOMERS	WATER PROTECTION
BILLED CONSUMPTION (CF)	16,085,341	440,354	2,528,404	13,116,583	15,040,066
BY METER SIZE					
5.8"	10,899,061	26,647	507,823	10,364,591	
3.4"	89,058		52,535	36,523	
1"	1,242,391	14,399	147,255	1,080,737	
1.5"	653,242	16,174	222,187	414,881	
2"	1,894,370	370,061	669,270	855,039	
3"	104,931	9,487	95,444		
4"	97,827	1,115	96,400	312	
6"	1,099,797	2,471	732,826	364,500	
8"	4,664	0	4,664	0	
10"	0				
BILLED AMOUNT	\$913,725.46	\$24,429.95	\$125,628.45	\$763,667.06	\$32,940.70
BY METER SIZE					
5.8"	\$642,818.52	1587.27	28832.41	612398.84	
3.4"	\$4,772.78		2755.22	2017.56	
1"	\$74,459.06	833.77	8179.29	65446.00	
1.5"	\$35,351.45	1033.37	11858.87	22459.21	
2"	\$102,420.84	19909.21	35797.07	46714.56	
3"	\$4,879.54	551.15	4328.39		
4"	\$5,263.92	187.22	4787.65	289.05	
6"	\$42,628.12	199.30	28291.72	14137.10	
8"	\$1,131.23	128.66	797.83	204.74	
10"					
# CUSTOMERS BILLED	8,177	76	380	7,721	7,156
BY METER SIZE					
5.8"	7,153	20	228	6905	
3.4"	15		4	11	
1"	724	10	46	668	
1.5"	76	12	23	41	
2"	152	24	44	84	
3"	7	4	3		
4"	23	3	14	6	
6"	16	2	10	4	
8"	11	1	8	2	
10"					

MONTHLY BILLING REPORT
SUMMARY

CONTINUOUS TOTALS - FISCAL YEAR 2011

BILLED CONSUMPTION	312,142,197
BILLED AMOUNT	\$17,122,132.59
#CUSTOMERS	98,731
W.P. CONSUMPTION	292,666,475
W.P. BILLED AMOUNT	\$648,181.13
W.P. #CUSTOMERS	88,170
W.P. EXEMPT CONSUMPTION	19,475,722
W.P. EXEMPT BILLED AMOUNT	\$42,651.83
W.P. EXEMPT CUSTOMERS	10,561

MONTHLY

BILLED CONSUMPTION	16,085,341
BILLED AMOUNT	\$913,725.46
#CUSTOMERS	8,177
W.P. CONSUMPTION	15,040,066
W.P. BILLED AMOUNT	\$32,940.70
W.P. #CUSTOMERS	7,156
W.P. EXEMPT CONSUMPTION	1,045,275
W.P. EXEMPT BILL AMOUNT	\$2,289.15
W.P. EXEMPT CUSTOMERS	1,021

MONTHLY
BILLING REPORT

JUNE 2011	TOTAL CUSTOMERS	GOVERNMENTAL CUSTOMERS	IND/COMM CUSTOMERS	RESIDENTIAL CUSTOMERS	WATER PROTECTION
BILLED CONSUMPTION (CF)	30,428,020	2,008,049	8,232,588	20,187,383	29,194,796
BY METER SIZE					
5.8"	12,904,553	108,139	943,138	11,853,276	
3.4"	580,884	247,886	223,014	109,984	
1"	4,509,919	66,293	638,484	3,805,142	
1.5"	2,036,607	147,155	1,411,256	478,196	
2"	6,762,076	388,239	3,428,736	2,945,101	
3"	150,000	28,950	34,050	87,000	
4"	1,436,799	1,004,914	431,862	23	
6"	1,292,792	15,673	1,071,589	205,530	
8"	718,457	800	14,531	703,126	
10"	35,933		35,928	5	
BILLED AMOUNT	\$1,656,101.32	\$100,174.44	\$425,196.52	\$1,130,730.36	\$63,939.57
BY METER SIZE					
5.8"	742900.12	6019.68	52822.66	684057.78	
3.4"	31202.64	12972.57	11837.21	6392.86	
1"	256201.34	3585.95	34284.50	218330.89	
1.5"	108576.00	8084.45	74745.65	25745.90	
2"	358394.03	21280.70	181535.13	155578.20	
3"	7422.68	1857.71	1595.13	3969.84	
4"	65870.88	45256.74	20443.34	170.80	
6"	52862.45	1086.28	43519.82	8256.35	
8"	30149.58	30.36	2020.33	28098.89	
10"	2521.60		2392.75	128.85	
# CUSTOMERS BILLED	8,919	159	770	7,990	8,021
BY METER SIZE					
5.8"	6,702	39	350	6,313	
3.4"	92	6	24	62	
1"	1,550	16	91	1,443	
1.5"	180	27	87	66	
2"	243	43	120	80	
3"	9	3	3	3	
4"	49	15	30	4	
6"	56	7	42	7	
8"	29	3	15	11	
10"	9		8	1	

MONTHLY BILLING REPORT
SUMMARY

CONTINUOUS TOTALS - FISCAL YEAR 2011

BILLED CONSUMPTION	342,570,217
BILLED AMOUNT	\$18,778,233.91
#CUSTOMERS	107,650
W.P. CONSUMPTION	321,861,271
W.P. BILLED AMOUNT	\$712,120.70
W.P. #CUSTOMERS	96,191
W.P. EXEMPT CONSUMPTION	20,708,946
W.P. EXEMPT BILLED AMOUNT	\$45,352.59
W.P. EXEMPT CUSTOMERS	11,459

MONTHLY

BILLED CONSUMPTION	30,428,020
BILLED AMOUNT	\$1,656,101.32
#CUSTOMERS	8,919
W.P. CONSUMPTION	29,194,796
W.P. BILLED AMOUNT	\$63,939.57
W.P. #CUSTOMERS	8,021
W.P. EXEMPT CONSUMPTION	1,233,224
W.P. EXEMPT BILL AMOUNT	\$2,700.76
W.P. EXEMPT CUSTOMERS	898

MONTHLY
BILLING REPORT

JULY 11	TOTAL CUSTOMERS	GOVERNMENTAL CUSTOMERS	IND/COMM CUSTOMERS	RESIDENTIAL CUSTOMERS	WATER PROTECTION
BILLED CONSUMPTION (CF)	26,480,894	803,765	4,845,772	20,831,357	25,280,570
BY METER SIZE					
5.8"	14,966,535	77649	417156	14471730	
3.4"	243,615	39927	89024	114664	
1"	4,115,905	55739	303632	3756534	
1.5"	1,359,464	110000	814049	435415	
2"	3,547,353	472056	1513963	1561334	
3"	82,270	21270	32000	29000	
4"	236,905	12076	222365	2464	
6"	1,350,164	4048	1070616	275500	
8"	192,647	0	7931	184716	
11"	386,036	11000	375036		
BILLED AMOUNT	\$1,464,361.11	\$43,683.77	\$237,764.25	\$1,182,913.09	\$55,367.82
BY METER SIZE					
5.8"	\$865,013.74	4477.94	24195.47	836340.33	
3.4"	\$13,230.73	2194.75	4682.3	6353.68	
1"	\$233,059.69	3050.82	16556.84	213452.03	
1.5"	\$73,092.77	6552.94	43057.54	23482.29	
2"	\$187,524.99	24697.13	79705.75	83122.11	
3"	\$4,017.04	1162.58	1471.66	1382.8	
4"	\$11,394.86	689.78	10291.06	414.02	
6"	\$53,158.81	311.72	41491.24	11355.85	
8"	\$8,832.43	128.66	1693.79	7009.98	
11"	\$15,036.05	417.45	14618.6		
# CUSTOMERS BILLED	9,786	108	429	9249	8,845
BY METER SIZE					
5.8"	8,095	41	235	7819	
3.4"	46	1	8	37	
1"	1,340	12	57	1271	
1.5"	85	9	37	39	
2"	146	34	44	68	
3"	4	1	2	1	
4"	20	5	13	2	
6"	24	3	16	5	
8"	22	1	14	7	
11"	4	1	3		

MONTHLY BILLING REPORT
SUMMARY

CONTINUOUS TOTALS - FISCAL YEAR 2012

BILLED CONSUMPTION	26,480,894
BILLED AMOUNT	\$1,464,361.11
#CUSTOMERS	9,786
W.P. CONSUMPTION	25,280,570
W.P. BILLED AMOUNT	\$55,367.82
W.P. #CUSTOMERS	8,845
W.P. EXEMPT CONSUMPTION	1,200,324
W.P. EXEMPT BILLED AMOUNT	\$2,628.71
W.P. EXEMPT CUSTOMERS	941

MONTHLY

BILLED CONSUMPTION	26,480,894
BILLED AMOUNT	\$1,464,361.11
#CUSTOMERS	9,786
W.P. CONSUMPTION	25,280,570
W.P. BILLED AMOUNT	\$55,367.82
W.P. #CUSTOMERS	8,845
W.P. EXEMPT CONSUMPTION	1,200,324
W.P. EXEMPT BILL AMOUNT	\$2,628.71
W.P. EXEMPT CUSTOMERS	941

MONTHLY
BILLING REPORT

AUGUST 11	TOTAL CUSTOMERS	GOVERNMENTAL CUSTOMERS	IND/COMM CUSTOMERS	RESIDENTIAL CUSTOMERS	WATER PROTECTION
BILLED CONSUMPTION (CF)	26,525,416	1,024,078	3,648,154	21,853,184	24,659,631
BY METER SIZE					
5.8"	17,802,059	44,998	613,257	17,143,804	
3.4"	105,301		56,719	48,582	
1"	2,465,071	24,589	304,416	2,136,066	
1.5"	1,058,335	75,885	383,840	598,610	
2"	2,666,289	529,493	916,198	1,220,598	
3"	388,165	335,752	52,413		
4"	174,733	1,328	165,581	7,824	
6"	1,757,269	2,033	1,060,636	694,600	
8"	108,194	10,000	95,094	3,100	
10"	0				
BILLED AMOUNT	\$1,445,620.03	\$52,269.11	\$177,957.14	\$1,215,393.78	\$54,008.06
BY METER SIZE					
5.8"	\$1,003,529.80	2,546.11	34,329.98	966,653.71	
3.4"	\$5,621.48		2,984.09	2,637.39	
1"	\$138,316.97	1,366.19	16,377.41	120,573.37	
1.5"	\$56,537.35	4,153.27	20,305.24	32,078.84	
2"	\$142,778.77	28,239.53	48,699.05	65,840.19	
3"	\$17,489.13	15,076.48	2,412.65		
4"	\$8,707.16	196.70	7,886.97	623.49	
6"	\$67,579.17	182.67	40,732.10	26,664.40	
8"	\$5,060.20	508.16	4,229.65	322.39	
10"	\$0.00				
# CUSTOMERS BILLED	8,182	76	380	7,726	7,163
BY METER SIZE					
5.8"	7,157	20	226	6911	
3.4"	16		6	10	
1"	722	10	45	667	
1.5"	77	12	23	42	
2"	152	24	44	84	
3"	7	4	3		
4"	24	3	15	6	
6"	16	2	10	4	
8"	11	1	8	2	
10"	0				

MONTHLY BILLING REPORT
SUMMARY

CONTINUOUS TOTALS - FISCAL YEAR 2012

BILLED CONSUMPTION	53,006,310
BILLED AMOUNT	\$2,909,981.14
#CUSTOMERS	17,968
W.P. CONSUMPTION	49,940,201
W.P. BILLED AMOUNT	\$109,375.88
W.P. #CUSTOMERS	16,008
W.P. EXEMPT CONSUMPTION	3,066,109
W.P. EXEMPT BILLED AMOUNT	\$6,714.78
W.P. EXEMPT CUSTOMERS	1,960

MONTHLY

BILLED CONSUMPTION	26,525,416
BILLED AMOUNT	\$1,445,620.03
#CUSTOMERS	8,182
W.P. CONSUMPTION	24,659,631
W.P. BILLED AMOUNT	\$54,008.06
W.P. #CUSTOMERS	7,163
W.P. EXEMPT CONSUMPTION	1,865,785
W.P. EXEMPT BILL AMOUNT	\$4,086.07
W.P. EXEMPT CUSTOMERS	1,019

MONTHLY
BILLING REPORT

SEPTEMBER 11	TOTAL CUSTOMERS	GOVERNMENTAL CUSTOMERS	IND/COMM CUSTOMERS	RESIDENTIAL CUSTOMERS	WATER PROTECTION
BILLED CONSUMPTION (CF)	56,497,729	3,524,140	12,068,989	40,904,600	54,116,856
BY METER SIZE					
5.8"	23,437,898	155487	1282238	22000173	
3.4"	814,520	325804	296190	192526	
1"	12,119,533	129878	909602	11080053	
1.5"	3,528,018	195636	2293109	1039273	
2"	10,537,776	1019821	4941355	4576600	
3"	339,000		51000	288000	
4"	710,110	280077	427886	2147	
6"	3,444,598	1369952	1690740	383906	
8"	1,485,845	47485	107200	1331160	
11"	80,431		69669	10762	
BILLED AMOUNT	\$2,987,827.57	\$174,159.97	\$614,886.64	\$2,198,780.96	\$118,519.55
BY METER SIZE					
5.8"	\$1,293,234.92	8493.61	70540.66	1214200.65	
3.4"	\$43,410.13	17043.8	15660.65	10705.68	
1"	\$653,792.09	6908.25	48425.22	598458.62	
1.5"	\$185,352.73	10617.58	120822.47	53912.68	
2"	\$555,699.50	54280.84	260594.63	240824.03	
3"	\$16,178.38	910.28	2349.74	12918.36	
4"	\$93,625.90	73094.2	20266.34	265.36	
6"	\$82,665.68	623.37	67016.59	15025.72	
8"	\$59,657.94	2188.04	5537.12	51932.78	
11"	\$4,210.30		3673.22	537.08	
# CUSTOMERS BILLED	8,914	157	770	7,987	8,013
BY METER SIZE					
5.8"	6,697	38	350	6309	
3.4"	92	6	24	62	
1"	1,551	16	91	1444	
1.5"	180	27	87	66	
2"	243	43	120	80	
3"	6		3	3	
4"	48	14	30	4	
6"	58	9	42	7	
8"	30	4	15	11	
11"	9		8	1	

MONTHLY BILLING REPORT
SUMMARY

CONTINUOUS TOTALS - FISCAL YEAR 2012

BILLED CONSUMPTION	109,504,039
BILLED AMOUNT	\$5,897,808.71
#CUSTOMERS	26,882
W.P. CONSUMPTION	104,057,057
W.P. BILLED AMOUNT	\$227,895.43
W.P. #CUSTOMERS	24,021
W.P. EXEMPT CONSUMPTION	5,446,982
W.P. EXEMPT BILLED AMOUNT	\$11,928.89
W.P. EXEMPT CUSTOMERS	2,861

MONTHLY

BILLED CONSUMPTION	56,497,729
BILLED AMOUNT	\$2,987,827.57
#CUSTOMERS	8,914
W.P. CONSUMPTION	54,116,856
W.P. BILLED AMOUNT	\$118,519.55
W.P. #CUSTOMERS	8,013
W.P. EXEMPT CONSUMPTION	2,380,873
W.P. EXEMPT BILL AMOUNT	\$5,214.11
W.P. EXEMPT CUSTOMERS	901

MONTHLY
BILLING REPORT

OCTOBER 11	TOTAL CUSTOMERS	GOVERNMENTAL CUSTOMERS	IND/COMM CUSTOMERS	RESIDENTIAL CUSTOMERS	WATER PROTECTION
BILLED CONSUMPTION (CF)	32,708,174	739,775	6,159,866	25,808,533	31,151,514
BY METER SIZE					
5.8"	18,665,650	90700	482177	18092773	
3.4"	352,800	55704	113731	183365	
1"	5,291,335	64871	437438	4789026	
1.5"	1,444,705	87000	860835	496870	
2"	4,159,893	405173	2076514	1678206	
3"	83,370	14370	4000	65000	
4"	215,317	10276	201923	3118	
6"	1,439,854	3181	1200129	236544	
8"	272,197	0	8566	263631	
11"	783,053	8500	774553		
BILLED AMOUNT	\$1,781,693.84	\$40,349.22	\$299,302.00	\$1,442,042.62	\$68,224.77
BY METER SIZE					
5.8"	\$1,058,168.80	5149.57	27592.83	1025426.40	
3.4"	\$18,816.80	2910.53	5973.24	9933.03	
1"	\$294,367.91	3498.08	23548.20	267321.63	
1.5"	\$76,879.65	4684.21	45502.11	26693.33	
2"	\$220,253.09	21925.39	109099.04	89228.66	
3"	\$3,790.85	671.95	225.10	2893.80	
4"	\$10,238.78	627.27	9380.98	230.53	
6"	\$56,065.84	302.32	46482.35	9281.17	
8"	\$12,880.61	128.66	1717.88	11034.07	
11"	\$30,231.51	451.24	29780.27		
# CUSTOMERS BILLED	9,771	107	431	9,233	8,839
BY METER SIZE					
5.8"	8,083	40	235	7808	
3.4"	45	1	8	36	
1"	1,334	12	57	1265	
1.5"	86	9	38	39	
2"	147	34	44	69	
3"	4	1	2	1	
4"	20	5	13	2	
6"	25	3	17	5	
8"	23	1	14	8	
11"	4	1	3		

MONTHLY BILLING REPORT
SUMMARY

CONTINUOUS TOTALS - FISCAL YEAR 2012

BILLED CONSUMPTION	142,212,213
BILLED AMOUNT	\$7,679,502.55
#CUSTOMERS	36,653
W.P. CONSUMPTION	135,208,571
W.P. BILLED AMOUNT	\$296,120.20
W.P. #CUSTOMERS	32,860
W.P. EXEMPT CONSUMPTION	7,003,642
W.P. EXEMPT BILLED AMOUNT	\$15,337.98
W.P. EXEMPT CUSTOMERS	3,793

MONTHLY

BILLED CONSUMPTION	32,708,174
BILLED AMOUNT	\$1,781,693.84
#CUSTOMERS	9,771
W.P. CONSUMPTION	31,151,514
W.P. BILLED AMOUNT	\$68,224.77
W.P. #CUSTOMERS	8,839
W.P. EXEMPT CONSUMPTION	1,556,660
W.P. EXEMPT BILL AMOUNT	\$3,409.09
W.P. EXEMPT CUSTOMERS	932

MONTHLY
BILLING REPORT

NOVEMBER 11	TOTAL CUSTOMERS	GOVERNMENTAL CUSTOMERS	IND/COMM CUSTOMERS	RESIDENTIAL CUSTOMERS	WATER PROTECTION
BILLED CONSUMPTION (CF)	22,400,890	828,323	3,260,125	18,312,442	20,848,625
BY METER SIZE					
5.8"	15,067,438	35,004	602,705	14,429,729	
3.4"	75,482		38,397	37,085	
1"	1,950,770	18,951	235,399	1,696,420	
1.5"	873,074	30,146	304,509	538,419	
2"	2,571,755	523,243	970,000	1,078,512	
3"	277,714	217,162	60,552		
4"	62,672	1,251	55,323	6,098	
6"	1,399,404	2,566	871,138	525,700	
8"	122,581	0	122,102	479	
10"	0				
BILLED AMOUNT	\$1,236,588.96	\$43,069.79	\$160,732.92	\$1,032,786.25	\$45,661.42
BY METER SIZE					
5.8"	\$860,739.31	2013.68	33748.94	824976.69	
3.4"	\$4,073.68		2026.76	2046.92	
1"	\$111,349.73	1058.04	12757.67	97534.02	
1.5"	\$46,837.66	1763.41	16160.18	28914.07	
2"	\$137,713.52	27912.97	51510.21	58290.34	
3"	\$12,571.85	9796.85	2775.00		
4"	\$3,698.84	193.28	2958.91	546.65	
6"	\$53,998.19	202.90	33540.65	20254.64	
8"	\$5,606.18	128.66	5254.60	222.92	
10"	\$0.00				
# CUSTOMERS BILLED	8,176	74	376	7,726	7,164
BY METER SIZE					
5.8"	7,166	19	225	6922	
3.4"	15		5	10	
1"	715	9	44	662	
1.5"	76	12	23	41	
2"	147	24	44	79	
3"	7	4	3		
4"	23	3	14	6	
6"	16	2	10	4	
8"	11	1	8	2	
10"	0				

MONTHLY BILLING REPORT
SUMMARY

CONTINUOUS TOTALS - FISCAL YEAR 2012

BILLED CONSUMPTION	164,613,103
BILLED AMOUNT	\$8,916,091.51
#CUSTOMERS	44,829
W.P. CONSUMPTION	156,057,196
W.P. BILLED AMOUNT	\$341,781.62
W.P. #CUSTOMERS	40,024
W.P. EXEMPT CONSUMPTION	8,555,907
W.P. EXEMPT BILLED AMOUNT	\$18,737.44
W.P. EXEMPT CUSTOMERS	4,805

MONTHLY

BILLED CONSUMPTION	22,400,890
BILLED AMOUNT	\$1,236,588.96
#CUSTOMERS	8,176
W.P. CONSUMPTION	20,848,625
W.P. BILLED AMOUNT	\$45,661.42
W.P. #CUSTOMERS	7,164
W.P. EXEMPT CONSUMPTION	1,552,265
W.P. EXEMPT BILL AMOUNT	\$3,399.46
W.P. EXEMPT CUSTOMERS	1,012

MONTHLY
BILLING REPORT

DECEMBER 11	TOTAL CUSTOMERS	GOVERNMENTAL CUSTOMERS	IND/COMM CUSTOMERS	RESIDENTIAL CUSTOMERS	WATER PROTECTION
BILLED CONSUMPTION (CF)	32,887,554	2,146,983	8,077,544	22,663,027	31,547,505
BY METER SIZE					
5.8"	14,086,313	124,807	957,572	13,003,934	
3.4"	508,854	226,155	173,913	108,786	
1"	5,218,325	72,786	603,215	4,542,324	
1.5"	2,216,527	149,356	1,465,204	601,967	
2"	7,197,537	541,226	3,446,949	3,209,362	
3"	202,400	26,000	7,400	169,000	
4"	1,292,900	973,366	318,534	1,000	
6"	1,283,757	13,025	1,052,462	218,270	
8"	837,858	20,262	12,349	805,247	
10"	43,083		39,946	3,137	
BILLED AMOUNT	\$1,783,746.66	\$107,435.65	\$418,376.05	\$1,257,934.96	\$69,091.99
BY METER SIZE					
5.8"	\$804,640.47	\$6,880.36	\$53,556.35	744203.76	
3.4"	\$27,449.29	\$11,837.13	\$9,281.93	6330.23	
1"	\$293,244.64	\$3,925.20	\$32,416.52	256902.92	
1.5"	\$117,969.74	\$8,159.89	\$77,544.67	32265.18	
2"	\$381,108.10	\$29,249.11	\$182,422.82	169436.17	
3"	\$9,186.67	\$1,189.72	\$376.47	7620.48	
4"	\$59,569.23	\$43,930.44	\$15,424.49	214.30	
6"	\$52,590.09	\$980.22	\$42,870.04	8739.83	
8"	\$35,195.48	\$1,283.58	\$1,937.52	31974.38	
10"	\$2,792.95	\$0.00	\$2,545.24	247.71	
# CUSTOMERS BILLED	8,922	156	768	7,998	7,985
BY METER SIZE					
5.8"	6,702	37	349	6316	
3.4"	92	6	24	62	
1"	1,554	16	91	1447	
1.5"	179	26	87	66	
2"	244	44	119	81	
3"	7	2	2	3	
4"	48	14	30	4	
6"	57	7	43	7	
8"	30	4	15	11	
10"	1		8	1	

MONTHLY BILLING REPORT
SUMMARY

CONTINUOUS TOTALS - FISCAL YEAR 2012

BILLED CONSUMPTION	197,500,657
BILLED AMOUNT	\$10,699,838.17
#CUSTOMERS	53,751
W.P. CONSUMPTION	187,604,701
W.P. BILLED AMOUNT	\$410,873.61
W.P. #CUSTOMERS	48,009
W.P. EXEMPT CONSUMPTION	9,895,956
W.P. EXEMPT BILLED AMOUNT	\$21,672.14
W.P. EXEMPT CUSTOMERS	5,742

MONTHLY

BILLED CONSUMPTION	32,887,554
BILLED AMOUNT	\$1,783,746.66
#CUSTOMERS	8,922
W.P. CONSUMPTION	31,547,505
W.P. BILLED AMOUNT	\$69,091.99
W.P. #CUSTOMERS	7,985
W.P. EXEMPT CONSUMPTION	1,340,049
W.P. EXEMPT BILL AMOUNT	\$2,934.71
W.P. EXEMPT CUSTOMERS	937

MONTHLY
BILLING REPORT

JANUARY 2012	TOTAL CUSTOMERS	GOVERNMENTAL CUSTOMERS	IND/COMM CUSTOMERS	RESIDENTIAL CUSTOMERS	WATER PROTECTION
BILLED CONSUMPTION (CF)	20,391,596	444,690	4,035,463	15,911,443	19,435,003
BY METER SIZE					
5.8"	11,748,082	64,815	391,018	11,292,249	
3.4"	473,536	36,474	80,029	357,033	
1"	2,519,410	80,000	217,092	2,222,318	
1.5"	1,151,579	182,297	535,450	433,832	
2"	2,377,378	52,850	983,913	1,340,615	
3"	78,020	14,020	8,000	56,000	
4"	58,085	1,734	51,448	4,903	
6"	1,418,647	0	1,278,680	139,967	
8"	80,254	12,500	3,228	64,526	
11"	486,605		486,605		
BILLED AMOUNT	\$1,145,952.53	\$24,514.55	\$192,444.49	\$928,993.49	\$42,566.09
BY METER SIZE					
5.8"	\$696,437.29	\$3,786.80	\$22,788.74	\$669,861.75	
3.4"	\$25,233.82	\$2,014.33	\$4,212.30	\$19,007.19	
1"	\$149,591.80	\$4,318.46	\$12,035.13	\$133,238.21	
1.5"	\$62,104.93	\$10,204.62	\$28,500.73	\$23,399.58	
2"	\$126,017.47	\$2,417.28	\$52,010.65	\$71,589.54	
3"	\$3,690.25	\$793.95	\$403.18	\$2,493.12	
4"	\$3,219.88	\$247.41	\$2,662.47	\$310.00	
6"	\$55,208.07	\$128.66	\$49,463.35	\$5,616.06	
8"	\$5,596.38	\$603.04	\$1,515.30	\$3,478.04	
11"	\$18,852.64		\$18,852.64		
# CUSTOMERS BILLED	9,744	100	425	9,219	8,767
BY METER SIZE					
5.8"	8,062	39	231	7792	
3.4"	55	12	7	36	
1"	1,333	9	57	1267	
1.5"	106	29	38	39	
2"	115	2	44	69	
3"	7	4	2	1	
4"	17	3	12	2	
6"	23	1	17	5	
8"	23	1	14	8	
11"	3		3		

MONTHLY BILLING REPORT
SUMMARY

CONTINUOUS TOTALS - FISCAL YEAR 2012

BILLED CONSUMPTION	217,892,253
BILLED AMOUNT	\$11,845,790.70
#CUSTOMERS	63,495
W.P. CONSUMPTION	207,039,704
W.P. BILLED AMOUNT	\$453,439.70
W.P. #CUSTOMERS	56,776
W.P. EXEMPT CONSUMPTION	10,852,549
W.P. EXEMPT BILLED AMOUNT	\$23,767.08
W.P. EXEMPT CUSTOMERS	6,719

MONTHLY

BILLED CONSUMPTION	20,391,596
BILLED AMOUNT	\$1,145,952.53
#CUSTOMERS	9,744
W.P. CONSUMPTION	19,435,003
W.P. BILLED AMOUNT	\$42,566.09
W.P. #CUSTOMERS	8,767
W.P. EXEMPT CONSUMPTION	956,593
W.P. EXEMPT BILL AMOUNT	\$2,094.94
W.P. EXEMPT CUSTOMERS	977

MONTHLY
BILLING REPORT

FEBRUARY 2012	TOTAL CUSTOMERS	GOVERNMENTAL CUSTOMERS	IND/COMM CUSTOMERS	RESIDENTIAL CUSTOMERS	WATER PROTECTION
BILLED CONSUMPTION (CF)	17,900,291	508,066	2,322,192	15,070,033	16,662,112
BY METER SIZE					
5.8"	12,422,566	31,630	524,642	11,866,294	
3.4"	70,184		38,756	31,428	
1"	1,430,907	16,983	146,983	1,266,941	
1.5"	759,367	23,764	235,525	500,078	
2"	2,101,070	411,668	743,527	945,875	
3"	42,621	14,254	28,050	317	
4"	503,587	1,055	43,432	459,100	
6"	563,556	3,381	560,175	0	
8"	6,433	5,331	1,102		
10"	0				
BILLED AMOUNT	\$1,010,437.76	\$27,768.13	\$118,268.11	\$864,401.52	\$36,493.15
BY METER SIZE					
5.8"	\$722,574.96	\$1,837.39	\$29,680.49	\$691,057.08	
3.4"	\$3,796.87		\$2,045.52	\$1,751.35	
1"	\$84,200.44	\$955.21	\$8,124.37	\$75,120.86	
1.5"	\$40,876.70	\$1,429.95	\$12,555.78	\$26,890.97	
2"	\$113,095.08	\$22,032.84	\$39,702.17	\$51,360.07	
3"	\$2,380.68	\$763.39	\$1,328.01	\$289.28	
4"	\$20,341.24	\$184.55	\$2,429.52	\$17,727.17	
6"	\$22,178.17	\$233.83	\$21,739.60	\$204.74	
8"	\$993.62	\$330.97	\$662.65		
10"	\$0.00				
# CUSTOMERS BILLED	8,178	72	376	7,730	7,138
BY METER SIZE					
5.8"	7,168	19	225	6924	
3.4"	16		5	11	
1"	716	9	43	664	
1.5"	75	12	23	40	
2"	146	22	45	79	
3"	13	4	3	6	
4"	21	3	14	4	
6"	14	2	10	2	
8"	9	1	8		
10"	0				

MONTHLY BILLING REPORT
SUMMARY

CONTINUOUS TOTALS - FISCAL YEAR 2012

BILLED CONSUMPTION	235,792,544
BILLED AMOUNT	\$12,856,228.46
#CUSTOMERS	71,673
W.P. CONSUMPTION	223,701,816
W.P. BILLED AMOUNT	\$489,932.85
W.P. #CUSTOMERS	63,914
W.P. EXEMPT CONSUMPTION	12,090,728
W.P. EXEMPT BILLED AMOUNT	\$26,478.69
W.P. EXEMPT CUSTOMERS	7,759

MONTHLY

BILLED CONSUMPTION	17,900,291
BILLED AMOUNT	\$1,010,437.76
#CUSTOMERS	8,178
W.P. CONSUMPTION	16,662,112
W.P. BILLED AMOUNT	\$36,493.15
W.P. #CUSTOMERS	7,138
W.P. EXEMPT CONSUMPTION	1,238,179
W.P. EXEMPT BILL AMOUNT	\$2,711.61
W.P. EXEMPT CUSTOMERS	1,040

MONTHLY
BILLING REPORT

MARCH 2012	TOTAL CUSTOMERS	GOVERNMENTAL CUSTOMERS	IND/COMM CUSTOMERS	RESIDENTIAL CUSTOMERS	WATER PROTECTION
BILLED CONSUMPTION (CF)	24,961,678	1,695,803	6,430,788	16,835,087	23,936,536
BY METER SIZE					
5.8"	10,833,524	86,440	822,399	9,924,685	
3.4"	478,247	235,138	144,776	98,333	
1"	3,417,652	73,459	459,260	2,884,933	
1.5"	1,797,278	112,394	1,262,413	422,471	
2"	5,851,825	299,161	2,806,952	2,745,712	
3"	87,000	12,000	0	75,000	
4"	1,156,394	857,745	298,637	12	
6"	734,097	14,036	603,758	116,303	
8"	574,819	5,430	1,751	567,638	
10"	30,842		30,842	0	
BILLED AMOUNT	\$1,383,576.47	\$85,086.94	\$339,261.29	\$959,228.24	\$52,423.96
BY METER SIZE					
5.8"	\$634,599.89	\$4,885.91	\$46,473.05	\$583,240.93	
3.4"	\$25,850.09	\$12,306.49	\$7,759.52	\$5,784.08	
1"	\$199,185.19	\$3,960.35	\$24,894.85	\$170,329.99	
1.5"	\$96,292.74	\$6,228.62	\$66,988.38	\$23,075.74	
2"	\$310,819.85	\$16,601.20	\$148,983.03	\$145,235.62	
3"	\$4,049.06	\$566.44	\$47.02	\$3,435.60	
4"	\$53,583.69	\$38,874.71	\$14,538.67	\$170.31	
6"	\$31,654.42	\$942.51	\$25,841.72	\$4,870.19	
8"	\$25,213.14	\$720.71	\$1,535.31	\$22,957.12	
10"	\$2,328.40		\$2,199.74	\$128.66	
# CUSTOMERS BILLED	8,915	154	767	7,994	7,972
BY METER SIZE					
5.8"	6,693	37	346	6310	
3.4"	92	6	24	62	
1"	1,557	17	91	1449	
1.5"	178	24	89	65	
2"	244	43	119	82	
3"	6	1	2	3	
4"	50	16	30	4	
6"	56	6	43	7	
8"	30	4	15	11	
10"	9		8	1	

MONTHLY BILLING REPORT
SUMMARY

CONTINUOUS TOTALS - FISCAL YEAR 2012

BILLED CONSUMPTION	260,754,222
BILLED AMOUNT	\$14,239,804.93
#CUSTOMERS	80,588
W.P. CONSUMPTION	247,638,352
W.P. BILLED AMOUNT	\$542,356.81
W.P. #CUSTOMERS	71,886
W.P. EXEMPT CONSUMPTION	13,115,870
W.P. EXEMPT BILLED AMOUNT	\$28,723.76
W.P. EXEMPT CUSTOMERS	8,702

MONTHLY

BILLED CONSUMPTION	24,961,678
BILLED AMOUNT	\$1,383,576.47
#CUSTOMERS	8,915
W.P. CONSUMPTION	23,936,536
W.P. BILLED AMOUNT	\$52,423.96
W.P. #CUSTOMERS	7,972
W.P. EXEMPT CONSUMPTION	1,025,142
W.P. EXEMPT BILL AMOUNT	\$2,245.06
W.P. EXEMPT CUSTOMERS	943

MONTHLY
BILLING REPORT

APRIL 2012	TOTAL CUSTOMERS	GOVERNMENTAL CUSTOMERS	IND/COMM CUSTOMERS	RESIDENTIAL CUSTOMERS	WATER PROTECTION
BILLED CONSUMPTION (CF)	19,376,044	486,368	3,326,302	15,563,374	18,423,427
BY METER SIZE					
5.8"	11,586,841	80,972	373,006	11,132,863	
3.4"	178,557		52,592	125,965	
1"	2,425,397	33,694	192,972	2,198,731	
1.5"	985,729	107,311	514,432	363,986	
2"	2,571,832	213,952	929,642	1,428,238	
3"	110,730	28,730	16,000	66,000	
4"	57,797	11,014	44,319	2,464	
6"	833,529	1,695	673,736	158,098	
8"	91,559	0	4,530	87,029	
10"	534,073	9,000	525,073		
BILLED AMOUNT	\$1,100,909.75	\$26,952.51	\$163,635.72	\$910,321.52	\$40,350.99
BY METER SIZE					
5.8"	\$688,159.95	4631.02	21888.59	661640.34	
3.4"	\$9,722.85		2778.71	6944.14	
1"	\$144,687.10	1869.07	10774.85	132043.18	
1.5"	\$52,898.13	5745.46	27402.55	19750.12	
2"	\$137,201.40	11858.58	49174.99	76167.83	
3"	\$5,041.12	1343.46	759.34	2938.32	
4"	\$3,206.63	660.12	2345.09	201.42	
6"	\$33,055.81	245.93	26505.74	6304.14	
8"	\$6,154.05	128.66	1693.36	4332.03	
10"	\$20,782.71	470.21	20312.50		
# CUSTOMERS BILLED	9,769	100	431	9,238	8,775
BY METER SIZE					
5.8"	8,079	39	235	7805	
3.4"	44		7	37	
1"	1,340	12	57	1271	
1.5"	86	9	38	39	
2"	143	29	45	69	
3"	5	2	2	1	
4"	18	4	12	2	
6"	25	3	17	5	
8"	25	1	15	9	
10"	4	1	3		

MONTHLY BILLING REPORT
SUMMARY

CONTINUOUS TOTALS - FISCAL YEAR 2012

BILLED CONSUMPTION	280,130,266
BILLED AMOUNT	\$15,340,714.68
#CUSTOMERS	90,357
W.P. CONSUMPTION	266,061,779
W.P. BILLED AMOUNT	\$582,707.80
W.P. #CUSTOMERS	80,661
W.P. EXEMPT CONSUMPTION	14,068,487
W.P. EXEMPT BILLED AMOUNT	\$30,809.99
W.P. EXEMPT CUSTOMERS	9,696

MONTHLY

BILLED CONSUMPTION	19,376,044
BILLED AMOUNT	\$1,100,909.75
#CUSTOMERS	9,769
W.P. CONSUMPTION	18,423,427
W.P. BILLED AMOUNT	\$40,350.99
W.P. #CUSTOMERS	8,775
W.P. EXEMPT CONSUMPTION	952,617
W.P. EXEMPT BILL AMOUNT	\$2,086.23
W.P. EXEMPT CUSTOMERS	994

MONTHLY
BILLING REPORT

MAY 2012	TOTAL CUSTOMERS	GOVERNMENTAL CUSTOMERS	IND/COMM CUSTOMERS	RESIDENTIAL CUSTOMERS	WATER PROTECTION
BILLED CONSUMPTION (CF)	18,428,379	510,512	2,872,742	15,045,125	17,204,262
BY METER SIZE					
5.8"	12,233,937	32,021	509,698	11,692,218	
3.4"	65,873		31,669	34,204	
1"	1,443,943	20,371	164,387	1,259,185	
1.5"	839,063	38,380	278,281	522,402	
2"	2,412,298	385,766	904,151	1,122,381	
3"	76,308	28,731	47,577		
4"	49,330	1,365	47,694	271	
6"	1,268,046	819	852,827	414,400	
8"	39,581	3,059	36,458	64	
10"	0				
BILLED AMOUNT	\$1,033,930.21	\$27,861.03	\$142,163.14	\$863,906.04	\$37,680.56
BY METER SIZE					
5.8"	\$712,678.26	1868.09	28889.32	681920.85	
3.4"	\$3,571.61		1675.22	1896.39	
1"	\$84,963.01	1132.24	9047.29	74783.48	
1.5"	\$45,080.37	2193.64	14789.77	28096.96	
2"	\$129,457.39	20679.45	48094.77	60683.17	
3"	\$3,605.25	1407.90	2197.35		
4"	\$3,104.83	198.35	2619.26	287.22	
6"	\$49,013.15	136.61	32845.74	16030.80	
8"	\$2,456.34	244.75	2004.42	207.17	
10"					
# CUSTOMERS BILLED	8,187	73	376	7,738	7,126
BY METER SIZE					
5.8"	7,165	20	224	6921	
3.4"	16		5	11	
1"	722	9	44	669	
1.5"	77	12	23	42	
2"	150	22	45	83	
3"	7	4	3		
4"	23	3	14	6	
6"	16	2	10	4	
8"	11	1	8	2	
10"					

MONTHLY BILLING REPORT
SUMMARY

CONTINUOUS TOTALS - FISCAL YEAR 2012

BILLED CONSUMPTION	298,558,645
BILLED AMOUNT	\$16,374,644.89
#CUSTOMERS	98,544
W.P. CONSUMPTION	283,266,041
W.P. BILLED AMOUNT	\$589,833.80
W.P. #CUSTOMERS	87,787
W.P. EXEMPT CONSUMPTION	15,292,604
W.P. EXEMPT BILLED AMOUNT	\$33,490.80
W.P. EXEMPT CUSTOMERS	10,757

MONTHLY

BILLED CONSUMPTION	18,428,379
BILLED AMOUNT	\$1,033,930.21
#CUSTOMERS	8,187
W.P. CONSUMPTION	17,204,262
W.P. BILLED AMOUNT	\$37,680.56
W.P. #CUSTOMERS	7,126
W.P. EXEMPT CONSUMPTION	1,224,117
W.P. EXEMPT BILL AMOUNT	\$2,680.82
W.P. EXEMPT CUSTOMERS	1,061

MONTHLY
BILLING REPORT

JUNE 2012	TOTAL CUSTOMERS	GOVERNMENTAL CUSTOMERS	IND/COMM CUSTOMERS	RESIDENTIAL CUSTOMERS	WATER PROTECTION
BILLED CONSUMPTION (CF)	33,469,500	2,035,335	8,596,378	22,837,787	31,985,291
BY METER SIZE					
5.8"	14,250,848	90452	1141836	13018560	
3.4"	497,425	237118	140710	119597	
1"	5,234,043	94504	656774	4482765	
1.5"	2,324,265	139175	1624413	560677	
2"	7,221,853	508171	3389418	3324264	
3"	194,700	9000	65700	120000	
4"	1,219,117	942305	275793	1019	
6"	1,458,067	3250	1211791	243026	
8"	1,015,473	11360	36259	967854	
10"	53,709		53684	25	
BILLED AMOUNT	\$1,809,190.11	\$102,266.49	\$442,562.48	\$1,264,361.14	\$70,050.62
BY METER SIZE					
5.8"	813257.58	5095.55	63173.9	744988.13	
3.4"	26852.21	12409.94	7547.08	6895.19	
1"	294086.86	5059.97	35214.97	253811.92	
1.5"	123148.56	7627.93	85902.89	29617.74	
2"	382353.45	27521.97	179391.71	175439.77	
3"	8843.86	432.88	2971.98	5439	
4"	56376.09	42639.32	13521.63	215.14	
6"	59129.07	533.18	48916.57	9679.32	
8"	41946.23	945.75	2855.16	38145.32	
10"	3196.20		3066.59	129.61	
# CUSTOMERS BILLED	8,923	154	766	8,003	7,964
BY METER SIZE					
5.8"	6,701	37	346	6318	
3.4"	92	6	24	62	
1"	1,557	17	91	1449	
1.5"	178	24	89	65	
2"	243	43	117	83	
3"	6	1	2	3	
4"	50	16	30	4	
6"	56	6	43	7	
8"	31	4	16	11	
10"	9		8	1	

MONTHLY BILLING REPORT
SUMMARY

CONTINUOUS TOTALS - FISCAL YEAR 2012

BILLED CONSUMPTION	332,028,145
BILLED AMOUNT	\$18,183,835.00
#CUSTOMERS	107,467
W.P. CONSUMPTION	315,251,332
W.P. BILLED AMOUNT	\$157,837.62
W.P. #CUSTOMERS	95,751
W.P. EXEMPT CONSUMPTION	16,776,813
W.P. EXEMPT BILLED AMOUNT	\$36,741.22
W.P. EXEMPT CUSTOMERS	11,716

MONTHLY

BILLED CONSUMPTION	33,469,500
BILLED AMOUNT	\$1,809,190.11
#CUSTOMERS	8,923
W.P. CONSUMPTION	31,985,291
W.P. BILLED AMOUNT	\$70,050.62
W.P. #CUSTOMERS	7,964
W.P. EXEMPT CONSUMPTION	1,484,209
W.P. EXEMPT BILL AMOUNT	\$3,250.42
W.P. EXEMPT CUSTOMERS	959

MONTHLY
BILLING REPORT

JULY 2012	TOTAL CUSTOMERS	GOVERNMENTAL CUSTOMERS	IND/COMM CUSTOMERS	RESIDENTIAL CUSTOMERS	WATER PROTECTION
BILLED CONSUMPTION (CF)	28,869,593	678,155	5,579,912	22,611,526	27,351,354
BY METER SIZE					
5.8"	17,067,552	117,056	572,763	16,377,733	
3.4"	287,338		66,031	221,307	
1"	3,914,933	47,138	281,163	3,586,632	
1.5"	1,358,603	124,422	780,319	455,862	
2"	3,358,078	296,118	1,532,030	1,529,930	
3"	137,730	71,730	28,000	38,000	
4"	153,022	10,004	140,554	2,464	
6"	1,682,725	687	1,422,021	260,704	
8"	147,587	0	8,693	138,894	
10"	759,338	11,000	748,338		
BILLED AMOUNT	\$1,579,816.98	\$36,670.04	\$266,736.86	\$1,276,410.08	\$59,902.92
BY METER SIZE					
5.8"	\$974,376.26	6526.65	32346.44	935503.17	
3.4"	\$15,406.68		3480.90	11925.78	
1"	\$222,488.24	2571.52	15369.27	204547.45	
1.5"	\$72,465.54	6639.51	41275.37	24550.66	
2"	\$178,307.93	16176.94	80649.75	81481.24	
3"	\$6,243.16	3257.82	1293.58	1691.76	
4"	\$7,446.06	615.16	6629.48	201.42	
6"	\$65,461.01	207.67	55055.30	10198.04	
8"	\$8,290.58	128.66	1851.36	6310.56	
10"	\$29,331.52	546.11	28785.41		
# CUSTOMERS BILLED	9,783	102	435	9246	8,765
BY METER SIZE					
5.8"	8,091	40	237	7814	
3.4"	44		7	37	
1"	1,338	12	56	1270	
1.5"	87	9	39	39	
2"	144	30	45	69	
3"	5	2	2	1	
4"	18	4	12	2	
6"	27	3	19	5	
8"	25	1	15	9	
10"	4	1	3		

MONTHLY BILLING REPORT
SUMMARY

CONTINUOUS TOTALS - FISCAL YEAR 2013

BILLED CONSUMPTION	28,869,593
BILLED AMOUNT	\$1,579,816.98
#CUSTOMERS	9,783
W.P. CONSUMPTION	27,351,354
W.P. BILLED AMOUNT	\$59,902.92
W.P. #CUSTOMERS	8,765
W.P. EXEMPT CONSUMPTION	1,518,239
W.P. EXEMPT BILLED AMOUNT	\$1,519,914.06
W.P. EXEMPT CUSTOMERS	1,018

MONTHLY

BILLED CONSUMPTION	28,869,593
BILLED AMOUNT	\$1,579,816.98
#CUSTOMERS	9,783
W.P. CONSUMPTION	27,351,354
W.P. BILLED AMOUNT	\$59,902.92
W.P. #CUSTOMERS	8,765
W.P. EXEMPT CONSUMPTION	1,518,239
W.P. EXEMPT BILL AMOUNT	\$1,519,914.06
W.P. EXEMPT CUSTOMERS	1,018

MONTHLY
BILLING REPORT

AUGUST 2012	TOTAL CUSTOMERS	GOVERNMENTAL CUSTOMERS	IND/COMM CUSTOMERS	RESIDENTIAL CUSTOMERS	WATER PROTECTION
BILLED CONSUMPTION (CF)	25,676,345	885,073	3,369,096	21,422,176	23,848,594
BY METER SIZE					
5.8"	17,384,731	45,836	593,939	16,744,956	
3.4"	76,188		24,542	51,646	
1"	2,369,225	21,277	245,030	2,102,918	
1.5"	996,709	54,801	347,087	594,821	
2"	2,701,003	461,079	874,877	1,365,047	
3"	333,507	293,878	39,629		
4"	60,758	1,341	50,876	8,541	
6"	1,685,545	1,541	1,130,204	553,800	
8"	68,679	5,320	62,912	447	
10"	0				
BILLED AMOUNT	\$1,404,242.33	\$45,339.74	\$163,819.81	\$1,195,082.78	\$52,231.08
BY METER SIZE					
5.8"	\$981,819.52	2589.90	33301.22	945928.40	
3.4"	\$4,110.57		1302.84	2807.73	
1"	\$133,336.13	1179.57	13260.90	118895.66	
1.5"	\$53,356.93	3051.63	18404.67	31900.63	
2"	\$144,542.25	24614.56	46565.21	73362.48	
3"	\$15,055.75	13212.25	1843.50		
4"	\$3,613.62	197.28	2760.93	655.41	
6"	\$64,857.23	164.00	43372.20	21321.03	
8"	\$3,560.59	330.55	3008.34	221.70	
10"	\$0.00				
# CUSTOMERS BILLED	8,191	73	378	7,740	7,136
BY METER SIZE					
5.8"	7,165	20	225	6,920	
3.4"	16		5	11	
1"	724	9	44	671	
1.5"	79	12	24	43	
2"	150	22	45	83	
3"	7	4	3		
4"	23	3	14	6	
6"	16	2	10	4	
8"	11	1	8	2	
10"	0				

MONTHLY BILLING REPORT
SUMMARY

CONTINUOUS TOTALS - FISCAL YEAR 2013

BILLED CONSUMPTION	54,545,938
BILLED AMOUNT	\$2,984,059.31
#CUSTOMERS	17,974
W.P. CONSUMPTION	51,199,948
W.P. BILLED AMOUNT	\$112,134.00
W.P. #CUSTOMERS	15,901
W.P. EXEMPT CONSUMPTION	3,345,990
W.P. EXEMPT BILLED AMOUNT	\$1,523,916.83
W.P. EXEMPT CUSTOMERS	2,073

MONTHLY

BILLED CONSUMPTION	25,676,345
BILLED AMOUNT	\$1,404,242.33
#CUSTOMERS	8,191
W.P. CONSUMPTION	23,848,594
W.P. BILLED AMOUNT	\$52,231.08
W.P. #CUSTOMERS	7,136
W.P. EXEMPT CONSUMPTION	1,827,751
W.P. EXEMPT BILL AMOUNT	\$4,002.77
W.P. EXEMPT CUSTOMERS	1,055

MONTHLY
BILLING REPORT

SEPTEMBER 2012	TOTAL CUSTOMERS	GOVERNMENTAL CUSTOMERS	IND/COMM CUSTOMERS	RESIDENTIAL CUSTOMERS	WATER PROTECTION
BILLED CONSUMPTION (CF)	56,038,872	4,588,953	11,730,926	39,718,993	53,374,119
BY METER SIZE					
5.8"	22,388,726	139,937	1,309,506	20,939,283	
3.4"	617,694	281,840	142,704	193,150	
1"	12,135,524	123,732	973,349	11,038,443	
1.5"	3,293,742	168,432	2,131,480	993,830	
2"	9,675,452	1,186,147	4,619,912	3,869,393	
3"	339,900	4,000	96,900	239,000	
4"	3,033,582	2,559,886	348,908	124,788	
6"	2,411,179	12,245	1,977,918	421,016	
8"	2,084,117	112,734	71,293	1,900,090	
10"	58,956		58,956	0	
BILLED AMOUNT	\$2,943,299.54	\$221,715.36	\$594,054.51	\$2,127,529.67	\$116,892.07
BY METER SIZE					
5.8"	\$1,238,461.99	7670.89	71924.32	1158866.78	
3.4"	\$33,146.46	14746.67	7661.52	10738.27	
1"	\$654,670.68	6587.14	51755.99	596327.55	
1.5"	\$172,654.25	9156.61	112397.14	51100.5	
2"	\$510,629.53	62946.21	243735.36	203947.96	
3"	\$15,308.17	210.28	4361.01	10736.88	
4"	\$137,156.10	114654.03	16776.73	5725.34	
6"	\$95,375.75	950.63	77991.07	16434.05	
8"	\$82,501.29	4792.90	4184.71	73523.68	
10"	\$3,395.32		3266.66	128.66	
# CUSTOMERS BILLED	8,928	155	769	8,004	7,975
BY METER SIZE					
5.8"	6,701	36	346	6319	
3.4"	93	6	25	62	
1"	1,557	17	91	1449	
1.5"	179	25	89	65	
2"	245	43	119	83	
3"	6	1	2	3	
4"	50	16	30	4	
6"	57	7	43	7	
8"	31	4	16	11	
10"	9		8	1	

MONTHLY BILLING REPORT
SUMMARY

CONTINUOUS TOTALS - FISCAL YEAR 2013

BILLED CONSUMPTION	110,584,810
BILLED AMOUNT	\$5,927,358.85
#CUSTOMERS	26,902
W.P. CONSUMPTION	104,574,067
W.P. BILLED AMOUNT	\$229,026.07
W.P. #CUSTOMERS	23,876
W.P. EXEMPT CONSUMPTION	6,010,743
W.P. EXEMPT BILLED AMOUNT	\$1,529,752.64
W.P. EXEMPT CUSTOMERS	3,026

MONTHLY

BILLED CONSUMPTION	56,038,872
BILLED AMOUNT	\$2,943,299.54
#CUSTOMERS	8,928
W.P. CONSUMPTION	53,374,119
W.P. BILLED AMOUNT	\$116,892.07
W.P. #CUSTOMERS	7,975
W.P. EXEMPT CONSUMPTION	2,664,753
W.P. EXEMPT BILL AMOUNT	\$5,835.81
W.P. EXEMPT CUSTOMERS	953

MONTHLY
BILLING REPORT

OCTOBER 2012	TOTAL CUSTOMERS	GOVERNMENTAL CUSTOMERS	IND/COMM CUSTOMERS	RESIDENTIAL CUSTOMERS	WATER PROTECTION
BILLED CONSUMPTION (CF)	30,317,662	580,619	5,873,801	23,863,242	28,773,467
BY METER SIZE					
5.8"	16,717,759	103,049	457,635	16,157,075	
3.4"	331,837		63,234	268,603	
1"	4,967,446	53,876	363,663	4,549,907	
1.5"	1,455,578	79,453	891,014	485,111	
2"	4,046,340	262,023	1,835,392	1,948,925	
3"	108,160	68,160	20,000	20,000	
4"	75,208	4,003	68,109	3,096	
6"	1,354,612	3,055	1,167,607	183,950	
8"	259,827	0	13,252	246,575	
10"	1,000,895	7,000	993,895		
BILLED AMOUNT	\$1,656,469.15	\$31,671.14	\$282,904.56	\$1,341,893.45	\$63,016.89
BY METER SIZE					
5.8"	\$956,488.83	5794.82	26331.04	924362.97	
3.4"	\$17,731.76		3334.77	14396.99	
1"	\$277,482.07	2923.57	19679.90	254878.60	
1.5"	\$77,427.96	4289.88	47059.17	26078.91	
2"	\$214,269.65	14395.48	96500.43	103373.74	
3"	\$5,018.43	3098.89	937.42	982.12	
4"	\$4,194.36	347.99	3404.22	442.15	
6"	\$53,718.28	297.54	45400.29	8020.45	
8"	\$11,510.55	128.66	2024.37	9357.52	
10"	\$38,627.26	394.31	38232.95		
# CUSTOMERS BILLED	9,794	102	437	9,255	8,786
BY METER SIZE					
5.8"	8,100	40	237	7823	
3.4"	44		7	37	
1"	1,338	12	56	1270	
1.5"	87	9	39	39	
2"	145	30	46	69	
3"	5	2	2	1	
4"	18	4	12	2	
6"	27	3	19	5	
8"	25	1	15	9	
10"	5	1	4		

MONTHLY BILLING REPORT
SUMMARY

CONTINUOUS TOTALS - FISCAL YEAR 2013

BILLED CONSUMPTION	140,902,472
BILLED AMOUNT	\$7,583,828.00
#CUSTOMERS	36,696
W.P. CONSUMPTION	133,347,534
W.P. BILLED AMOUNT	\$292,042.96
W.P. #CUSTOMERS	32,662
W.P. EXEMPT CONSUMPTION	7,554,938
W.P. EXEMPT BILLED AMOUNT	\$16,545.31
W.P. EXEMPT CUSTOMERS	4,034

MONTHLY

BILLED CONSUMPTION	30,317,662
BILLED AMOUNT	\$1,656,469.15
#CUSTOMERS	9,794
W.P. CONSUMPTION	28,773,467
W.P. BILLED AMOUNT	\$63,016.89
W.P. #CUSTOMERS	8,786
W.P. EXEMPT CONSUMPTION	1,544,195
W.P. EXEMPT BILL AMOUNT	\$3,381.79
W.P. EXEMPT CUSTOMERS	1,008

MONTHLY
BILLING REPORT

NOVEMBER 2012	TOTAL CUSTOMERS	GOVERNMENTAL CUSTOMERS	IND/COMM CUSTOMERS	RESIDENTIAL CUSTOMERS	WATER PROTECTION
BILLED CONSUMPTION (CF)	22,387,275	678,840	3,141,305	18,567,130	20,797,185
BY METER SIZE					
5.8"	14,863,648	38,322	564,707	14,260,619	
3.4"	69,073		23,580	45,493	
1"	2,025,438	24,708	215,877	1,784,853	
1.5"	871,313	74,819	213,311	583,183	
2"	2,710,458	420,310	948,423	1,341,725	
3"	129,810	104,228	25,582		
4"	42,407	1,565	35,082	5,760	
6"	1,606,043	11,157	1,050,286	544,600	
8"	69,085	3,731	64,457	897	
10"					
BILLED AMOUNT	\$1,235,565.95	\$35,893.05	\$153,273.74	\$1,046,399.16	\$45,548.67
BY METER SIZE					
5.8"	\$850,223.27	2176.79	31763.56	816282.92	
3.4"	\$3,738.82		1252.57	2486.25	
1"	\$115,386.81	1358.84	11751.21	102276.76	
1.5"	\$46,804.99	4097.57	11414.87	31292.55	
2"	\$145,011.10	22484.38	50382.82	72143.90	
3"	\$5,987.16	4769.03	1218.13		
4"	\$2,868.99	207.26	2084.28	577.45	
6"	\$61,840.14	528.93	40339.32	20971.89	
8"	\$3,704.67	270.25	3066.98	367.44	
10"	\$0.00				
# CUSTOMERS BILLED	8,207	71	378	7,758	7,162
BY METER SIZE					
5.8"	7,176	18	224	6934	
3.4"	16		5	11	
1"	727	9	46	672	
1.5"	79	12	24	43	
2"	150	22	44	84	
3"	7	4	3		
4"	24	3	14	7	
6"	16	2	10	4	
8"	12	1	8	3	
10"	0				

MONTHLY BILLING REPORT
SUMMARY

CONTINUOUS TOTALS - FISCAL YEAR 2013

BILLED CONSUMPTION	163,289,747
BILLED AMOUNT	\$8,819,393.95
#CUSTOMERS	44,903
W.P. CONSUMPTION	154,144,719
W.P. BILLED AMOUNT	\$337,591.63
W.P. #CUSTOMERS	39,824
W.P. EXEMPT CONSUMPTION	9,145,028
W.P. EXEMPT BILLED AMOUNT	\$20,027.61
W.P. EXEMPT CUSTOMERS	5,079

MONTHLY

BILLED CONSUMPTION	22,387,275
BILLED AMOUNT	\$1,235,565.95
#CUSTOMERS	8,207
W.P. CONSUMPTION	20,797,185
W.P. BILLED AMOUNT	\$45,548.67
W.P. #CUSTOMERS	7,162
W.P. EXEMPT CONSUMPTION	1,590,090
W.P. EXEMPT BILL AMOUNT	\$3,482.30
W.P. EXEMPT CUSTOMERS	1,045

MONTHLY
BILLING REPORT

DECEMBER 2012	TOTAL CUSTOMERS	GOVERNMENTAL CUSTOMERS	IND/COMM CUSTOMERS	RESIDENTIAL CUSTOMERS	WATER PROTECTION
BILLED CONSUMPTION (CF)	32,788,083	2,116,417	8,282,918	22,388,748	31,295,887
BY METER SIZE					
5.8"	13,358,170	91,384	993,054	12,273,732	
3.4"	470,461	240,510	114,098	115,853	
1"	5,823,959	95,205	707,497	5,021,257	
1.5"	2,177,965	172,141	1,474,862	530,962	
2"	7,232,157	564,511	3,608,572	3,059,074	
3"	259,550	10,000	31,550	218,000	
4"	1,236,471	894,365	275,421	66,685	
6"	1,219,719	22,189	990,939	206,591	
8"	944,839	26,112	22,135	896,592	
10"	64,792		64,790	2	
BILLED AMOUNT	\$1,777,636.83	\$106,358.19	\$429,532.91	\$1,241,745.73	\$68,540.56
BY METER SIZE					
5.8"	\$766,605.16	5134.01	55348.67	706122.48	
3.4"	\$25,453.53	12587.17	6166.86	6699.50	
1"	\$324,895.80	5096.59	37851.69	281947.52	
1.5"	\$115,954.90	9350.40	78069.10	28535.40	
2"	\$382,992.55	30465.73	190892.85	161633.97	
3"	\$11,730.99	477.40	1451.63	9801.96	
4"	\$57,037.63	40413.31	13485.72	3138.60	
6"	\$50,083.78	1327.99	40459.17	8296.62	
8"	\$39,265.68	1505.59	2319.15	35440.94	
10"	\$3,616.81		3488.07	128.74	
# CUSTOMERS BILLED	8,926	152	760	8,014	7,951
BY METER SIZE					
5.8"	6,702	36	342	6324	
3.4"	92	5	25	62	
1"	1,559	17	89	1453	
1.5"	178	25	88	65	
2"	246	43	119	84	
3"	6	1	2	3	
4"	47	14	29	4	
6"	56	7	42	7	
8"	31	4	16	11	
10"	1		8	1	

MONTHLY BILLING REPORT
SUMMARY

CONTINUOUS TOTALS - FISCAL YEAR 2013

BILLED CONSUMPTION	196,077,830
BILLED AMOUNT	\$10,597,030.78
#CUSTOMERS	53,829
W.P. CONSUMPTION	185,440,606
W.P. BILLED AMOUNT	\$406,132.19
W.P. #CUSTOMERS	47,775
W.P. EXEMPT CONSUMPTION	10,637,224
W.P. EXEMPT BILLED AMOUNT	\$23,295.52
W.P. EXEMPT CUSTOMERS	6,054

MONTHLY

BILLED CONSUMPTION	32,788,083
BILLED AMOUNT	\$1,777,636.83
#CUSTOMERS	8,926
W.P. CONSUMPTION	31,295,887
W.P. BILLED AMOUNT	\$68,540.56
W.P. #CUSTOMERS	7,951
W.P. EXEMPT CONSUMPTION	1,492,196
W.P. EXEMPT BILL AMOUNT	\$3,267.91
W.P. EXEMPT CUSTOMERS	975

MONTHLY
BILLING REPORT

JANUARY 2013	TOTAL CUSTOMERS	GOVERNMENTAL CUSTOMERS	IND/COMM CUSTOMERS	RESIDENTIAL CUSTOMERS	WATER PROTECTION
BILLED CONSUMPTION (CF)	21,228,083	491,278	4,215,882	16,520,923	20,158,020
BY METER SIZE					
5.8"	12,256,058	68,001	358,815	11,829,242	
3.4"	241,581		48,834	192,747	
1"	2,545,501	42,920	201,814	2,300,767	
1.5"	1,006,410	100,291	505,459	400,660	
2"	2,822,633	217,255	1,123,028	1,482,350	
3"	54,890	28,890	12,000	14,000	
4"	41,400	12,001	27,849	1,550	
6"	1,440,801	10,920	1,282,420	147,461	
8"	160,930	0	8,784	152,146	
10"	657,879	11,000	646,879		
BILLED AMOUNT	\$1,187,021.26	\$27,054.57	\$199,985.31	\$959,981.38	\$44,149.52
BY METER SIZE					
5.8"	\$723,100.32	\$3,943.01	\$21,116.37	\$698,040.94	
3.4"	\$13,005.63		\$2,572.11	\$10,433.52	
1"	\$150,921.83	\$2,351.13	\$11,223.28	\$137,347.42	
1.5"	\$53,939.15	\$5,378.66	\$26,894.14	\$21,666.35	
2"	\$150,381.26	\$12,056.35	\$59,329.72	\$78,995.19	
3"	\$2,555.12	\$1,350.58	\$581.26	\$623.28	
4"	\$2,457.27	\$704.06	\$1,592.48	\$160.73	
6"	\$56,253.92	\$596.01	\$49,757.44	\$5,900.47	
8"	\$8,796.96	\$128.66	\$1,854.82	\$6,813.48	
10"	\$25,609.80	\$546.11	\$25,063.69		
# CUSTOMERS BILLED	9,764	100	430	9,234	8,743
BY METER SIZE					
5.8"	8,073	38	232	7,803	
3.4"	43		6	37	
1"	1,337	12	56	1,269	
1.5"	86	9	38	39	
2"	147	30	48	69	
3"	5	2	2	1	
4"	16	4	10	2	
6"	27	3	19	5	
8"	25	1	15	9	
10"	5	1	4		

MONTHLY BILLING REPORT
SUMMARY

CONTINUOUS TOTALS - FISCAL YEAR 2013

BILLED CONSUMPTION	217,305,913
BILLED AMOUNT	\$11,784,052.04
#CUSTOMERS	63,593
W.P. CONSUMPTION	205,598,626
W.P. BILLED AMOUNT	\$450,281.71
W.P. #CUSTOMERS	56,518
W.P. EXEMPT CONSUMPTION	11,707,287
W.P. EXEMPT BILLED AMOUNT	\$25,638.96
W.P. EXEMPT CUSTOMERS	7,075

MONTHLY

BILLED CONSUMPTION	21,228,083
BILLED AMOUNT	\$1,187,021.26
#CUSTOMERS	9,764
W.P. CONSUMPTION	20,158,020
W.P. BILLED AMOUNT	\$44,149.52
W.P. #CUSTOMERS	8,743
W.P. EXEMPT CONSUMPTION	1,070,063
W.P. EXEMPT BILL AMOUNT	\$2,343.44
W.P. EXEMPT CUSTOMERS	1,021

MONTHLY
BILLING REPORT

FEBRUARY 2013		TOTAL CUSTOMERS	GOVERNMENTAL CUSTOMERS	IND/COMM CUSTOMERS	RESIDENTIAL CUSTOMERS	WATER PROTECTION
BILLED CONSUMPTION (CF)		17,385,086	465,136	2,440,118	14,479,832	16,193,301
BY METER SIZE						
5.8"		11,884,334	26,689	533,715	11,323,930	
3.4"		60,432		21,878	38,554	
1"		1,341,460	18,958	152,314	1,170,188	
1.5"		749,254	50,593	183,809	514,852	
2"		2,045,428	354,508	720,135	970,785	
3"		53,072	8,465	44,607		
4"		31,333	1,286	29,737	310	
6"		1,206,608	4,406	751,002	451,200	
8"		13,165	231	2,921	10,013	
10"		0				
BILLED AMOUNT		\$981,310.68	\$25,616.00	\$121,668.02	\$834,026.66	\$35,466.16
BY METER SIZE						
5.8"		\$694,471.64	\$1,568.96	\$30,134.00	\$662,768.68	
3.4"		\$3,287.32		\$1,163.64	\$2,123.68	
1"		\$79,662.64	\$1,058.41	\$8,430.07	\$70,174.16	
1.5"		\$40,427.40	\$2,831.76	\$9,873.38	\$27,722.26	
2"		\$110,250.83	\$19,046.22	\$38,442.31	\$52,762.30	
3"		\$2,570.79	\$505.66	\$2,065.13		
4"		\$2,375.96	\$194.83	\$1,846.31	\$334.82	
6"		\$46,652.16	\$243.29	\$28,981.50	\$17,427.37	
8"		\$1,611.94	\$166.87	\$731.68	\$713.39	
10"		\$0.00				
# CUSTOMERS BILLED		8,199	71	375	7,753	7,163
BY METER SIZE						
5.8"		7,168	18	222	6928	
3.4"		16		5	11	
1"		728	9	46	673	
1.5"		79	12	24	43	
2"		149	22	43	84	
3"		7	4	3		
4"		24	3	14	7	
6"		16	2	10	4	
8"		12	1	8	3	
10"		0				

MONTHLY BILLING REPORT
SUMMARY

CONTINUOUS TOTALS - FISCAL YEAR 2013

BILLED CONSUMPTION	234,690,999
BILLED AMOUNT	\$12,765,362.72
#CUSTOMERS	71,792
W.P. CONSUMPTION	221,791,927
W.P. BILLED AMOUNT	\$485,747.87
W.P. #CUSTOMERS	63,681
W.P. EXEMPT CONSUMPTION	12,899,072
W.P. EXEMPT BILLED AMOUNT	\$28,248.97
W.P. EXEMPT CUSTOMERS	8,111

MONTHLY

BILLED CONSUMPTION	17,385,086
BILLED AMOUNT	\$981,310.68
#CUSTOMERS	8,199
W.P. CONSUMPTION	16,193,301
W.P. BILLED AMOUNT	\$35,466.16
W.P. #CUSTOMERS	7,163
W.P. EXEMPT CONSUMPTION	1,191,785
W.P. EXEMPT BILL AMOUNT	\$2,610.01
W.P. EXEMPT CUSTOMERS	1,036

MONTHLY
BILLING REPORT

MARCH 2013	TOTAL CUSTOMERS	GOVERNMENTAL CUSTOMERS	IND/COMM CUSTOMERS	RESIDENTIAL CUSTOMERS	WATER PROTECTION
BILLED CONSUMPTION (CF)	25,423,562	1,582,366	6,754,159	17,087,037	24,259,889
BY METER SIZE					
5.8"	11,001,686	64,682	855,727	10,081,277	
3.4"	402,148	218,839	94,857	88,452	
1"	3,667,190	60,803	520,578	3,085,809	
1.5"	1,600,274	133,100	1,087,962	379,212	
2"	5,686,414	294,959	2,838,246	2,553,209	
3"	141,800	7,000	36,800	98,000	
4"	1,088,669	778,384	283,367	26,918	
6"	1,113,620	12,503	984,079	117,038	
8"	671,997	12,096	2,780	657,121	
10"	49,764		49,763	1	
BILLED AMOUNT	\$1,400,532.78	\$79,748.27	\$349,996.92	\$970,787.59	\$53,131.37
BY METER SIZE					
5.8"	\$643,406.61	3728.54	48173.29	591504.78	
3.4"	\$21,873.86	11454.86	5151.23	5267.77	
1"	\$212,226.06	3299.09	28085.17	180841.80	
1.5"	\$85,907.48	7310.51	57833.76	20763.21	
2"	\$302,240.19	16381.64	150656.04	135202.51	
3"	\$6,488.76	343.84	1685.36	4459.56	
4"	\$50,503.35	35295.69	13839.49	1368.17	
6"	\$46,057.31	960.41	40198.82	4898.08	
8"	\$28,782.68	973.69	1455.98	26353.01	
10"	\$3,046.48		2917.78	128.70	
# CUSTOMERS BILLED	8,919	153	757	8,009	7,955
BY METER SIZE					
5.8"	6,695	35	342	6318	
3.4"	92	6	24	62	
1"	1,560	17	89	1454	
1.5"	178	25	88	65	
2"	245	43	118	84	
3"	6	1	2	3	
4"	48	15	29	4	
6"	56	7	42	7	
8"	30	4	15	11	
10"	9		8	1	

MONTHLY BILLING REPORT
SUMMARY

CONTINUOUS TOTALS - FISCAL YEAR 2013

BILLED CONSUMPTION	260,114,561
BILLED AMOUNT	\$14,165,895.50
#CUSTOMERS	80,711
W.P. CONSUMPTION	246,051,816
W.P. BILLED AMOUNT	\$538,879.24
W.P. #CUSTOMERS	71,636
W.P. EXEMPT CONSUMPTION	14,062,745
W.P. EXEMPT BILLED AMOUNT	\$30,797.41
W.P. EXEMPT CUSTOMERS	9,075

MONTHLY

BILLED CONSUMPTION	25,423,562
BILLED AMOUNT	\$1,400,532.78
#CUSTOMERS	8,919
W.P. CONSUMPTION	24,259,889
W.P. BILLED AMOUNT	\$53,131.37
W.P. #CUSTOMERS	7,955
W.P. EXEMPT CONSUMPTION	1,163,673
W.P. EXEMPT BILL AMOUNT	\$2,548.44
W.P. EXEMPT CUSTOMERS	964

MONTHLY
BILLING REPORT

APRIL 2013	TOTAL CUSTOMERS	GOVERNMENTAL CUSTOMERS	IND/COMM CUSTOMERS	RESIDENTIAL CUSTOMERS	WATER PROTECTION
BILLED CONSUMPTION (CF)	18,769,725	499,831	3,774,848	14,495,046	17,883,825
BY METER SIZE					
5.8"	10,758,723	56,728	338,106	10,363,889	
3.4"	213,661		49,246	164,415	
1"	2,115,168	46,467	183,289	1,885,412	
1.5"	997,278	79,654	527,428	390,196	
2"	2,555,451	259,920	899,082	1,396,449	
3"	60,590	38,590	11,000	11,000	
4"	44,630	9,003	34,540	1,087	
6"	1,390,976	469	1,262,249	128,258	
8"	158,868	0	4,528	154,340	
10"	474,380	9,000	465,380		
BILLED AMOUNT	\$1,061,809.75	\$27,700.57	\$179,867.32	\$854,241.86	\$39,168.71
BY METER SIZE					
5.8"	\$644,806.06	3374.54	20085.63	621345.89	
3.4"	\$11,546.80		2593.63	8953.17	
1"	\$128,266.70	2406.85	10241.79	115618.06	
1.5"	\$53,618.76	4457.13	28042.03	21119.60	
2"	\$136,433.70	14310.76	47616.08	74506.86	
3"	\$2,808.89	1782.43	536.74	489.72	
4"	\$2,601.06	570.59	1890.36	140.11	
6"	\$54,363.06	199.40	48991.95	5171.71	
8"	\$8,718.70	128.66	1693.30	6896.74	
10"	\$18,646.02	470.21	18175.81		
# CUSTOMERS BILLED	9,757	104	430	9,223	8,742
BY METER SIZE					
5.8"	8,067	40	234	7793	
3.4"	43		6	37	
1"	1,336	13	55	1268	
1.5"	86	9	38	39	
2"	147	31	47	69	
3"	5	2	2	1	
4"	16	4	10	2	
6"	27	3	19	5	
8"	25	1	15	9	
10"	5	1	4		

MONTHLY BILLING REPORT
SUMMARY

CONTINUOUS TOTALS - FISCAL YEAR 2013

BILLED CONSUMPTION	278,884,286
BILLED AMOUNT	\$15,227,705.25
#CUSTOMERS	90,468
W.P. CONSUMPTION	263,935,641
W.P. BILLED AMOUNT	\$578,047.95
W.P. #CUSTOMERS	80,378
W.P. EXEMPT CONSUMPTION	14,948,645
W.P. EXEMPT BILLED AMOUNT	\$32,737.53
W.P. EXEMPT CUSTOMERS	10,090

MONTHLY

BILLED CONSUMPTION	18,769,725
BILLED AMOUNT	\$1,061,809.75
#CUSTOMERS	9,757
W.P. CONSUMPTION	17,883,825
W.P. BILLED AMOUNT	\$39,168.71
W.P. #CUSTOMERS	8,742
W.P. EXEMPT CONSUMPTION	885,900
W.P. EXEMPT BILL AMOUNT	\$1,940.12
W.P. EXEMPT CUSTOMERS	1,015

MONTHLY
BILLING REPORT

MAY 2013	TOTAL CUSTOMERS	GOVERNMENTAL CUSTOMERS	IND/COMM CUSTOMERS	RESIDENTIAL CUSTOMERS	WATER PROTECTION
BILLED CONSUMPTION (CF)	17,607,864	556,900	2,654,458	14,396,506	16,443,111
BY METER SIZE					
5.8"	11,940,895	44,568	498,651	11,397,676	
3.4"	65,667		23,628	42,039	
1"	1,453,354	24,818	170,681	1,257,855	
1.5"	695,756	14,377	214,913	466,466	
2"	1,999,067	437,884	772,896	788,287	
3"	83,691	32,778	50,913		
4"	32,724	1,325	28,331	3,068	
6"	1,334,293	974	892,219	441,100	
8"	2,417	176	2,226	15	
10"	0				
BILLED AMOUNT	\$991,046.95	\$30,287.19	\$130,906.26	\$829,853.50	\$36,013.10
BY METER SIZE					
5.8"	\$697,294.64	2,492.86	28,337.34	666,464.44	
3.4"	\$3,560.84		1,255.08	2,305.76	
1"	\$85,379.42	1,207.84	9,389.73	74,781.85	
1.5"	\$37,808.66	1,096.23	11,498.56	25,213.87	
2"	\$107,853.61	23,427.79	41,173.89	43,251.93	
3"	\$3,933.95	1,588.08	2,345.87		
4"	\$2,437.88	196.56	1,783.72	457.60	
6"	\$51,603.33	142.49	34,416.76	17,044.08	
8"	\$1,174.62	135.34	705.31	333.97	
10"					
# CUSTOMERS BILLED	8,194	71	379	7,744	7,167
BY METER SIZE					
5.8"	7,157	17	224	6,916	
3.4"	16		5	11	
1"	731	9	47	675	
1.5"	80	12	24	44	
2"	150	23	43	84	
3"	7	4	3		
4"	24	3	14	7	
6"	17	2	11	4	
8"	12	1	8	3	
10"					

MONTHLY BILLING REPORT
SUMMARY

CONTINUOUS TOTALS - FISCAL YEAR 2013

BILLED CONSUMPTION	296,492,150
BILLED AMOUNT	\$16,218,752.20
#CUSTOMERS	98,662
W.P. CONSUMPTION	280,378,752
W.P. BILLED AMOUNT	\$585,214.95
W.P. #CUSTOMERS	87,545
W.P. EXEMPT CONSUMPTION	16,113,398
W.P. EXEMPT BILLED AMOUNT	\$0.00
W.P. EXEMPT CUSTOMERS	11,117

MONTHLY

BILLED CONSUMPTION	17,607,864
BILLED AMOUNT	\$991,046.95
#CUSTOMERS	8,194
W.P. CONSUMPTION	16,443,111
W.P. BILLED AMOUNT	\$36,013.10
W.P. #CUSTOMERS	7,167
W.P. EXEMPT CONSUMPTION	1,164,753
W.P. EXEMPT BILL AMOUNT	\$0.00
W.P. EXEMPT CUSTOMERS	1,027

MONTHLY
BILLING REPORT

JUNE 2013	TOTAL CUSTOMERS	GOVERNMENTAL CUSTOMERS	IND/COMM CUSTOMERS	RESIDENTIAL CUSTOMERS	WATER PROTECTION
BILLED CONSUMPTION (CF)	32,137,017	2,108,470	8,871,018	21,157,529	30,667,609
BY METER SIZE					
5.8"	13,630,015	98,820	1,109,701	12,421,494	
3.4"	478,839	256,786	113,173	108,880	
1"	5,158,167	72,541	702,642	4,382,984	
1.5"	2,225,973	153,478	1,643,613	428,882	
2"	6,875,681	476,477	3,742,727	2,656,477	
3"	165,050	10,000	59,050	96,000	
4"	1,329,885	1,018,105	259,227	52,553	
6"	1,406,794	6,902	1,197,286	202,606	
8"	825,447	15,361	2,433	807,653	
10"	41,166		41,166	0	
BILLED AMOUNT	\$1,742,404.06	\$105,414.93	\$458,824.93	\$1,178,164.20	\$67,164.91
BY METER SIZE					
5.8"	780747.21	5532.79	62038.66	713175.76	
3.4"	25881.00	13437.60	6139.05	6304.35	
1"	290138.72	3912.39	37693.00	248533.33	
1.5"	117784.05	8375.27	86945.65	22463.13	
2"	364379.34	25865.94	198091.34	140422.06	
3"	7523.85	477.40	2675.93	4370.52	
4"	61288.17	45968.09	12764.77	2555.31	
6"	57335.44	747.85	48442.21	8145.38	
8"	34606.09	1097.60	1442.79	32065.70	
10"	2720.19		2591.53	128.66	
# CUSTOMERS BILLED	8,926	155	840	7,931	7,965
BY METER SIZE					
5.8"	6,695	38	400	6,257	
3.4"	92	6	27	59	
1"	1,562	16	97	1,449	
1.5"	180	25	93	62	
2"	245	43	125	77	
3"	6	1	2	3	
4"	49	15	29	5	
6"	58	7	44	7	
8"	30	4	15	11	
10"	9		8	1	

MONTHLY BILLING REPORT
SUMMARY

CONTINUOUS TOTALS - FISCAL YEAR 2013

BILLED CONSUMPTION	328,629,167
BILLED AMOUNT	\$17,961,156.26
#CUSTOMERS	107,588
W.P. CONSUMPTION	311,046,361
W.P. BILLED AMOUNT	\$154,709.91
W.P. #CUSTOMERS	95,510
W.P. EXEMPT CONSUMPTION	17,582,806
W.P. EXEMPT BILLED AMOUNT	\$38,506.35
W.P. EXEMPT CUSTOMERS	12,078

MONTHLY

BILLED CONSUMPTION	32,137,017
BILLED AMOUNT	\$1,742,404.06
#CUSTOMERS	8,926
W.P. CONSUMPTION	30,667,609
W.P. BILLED AMOUNT	\$67,164.91
W.P. #CUSTOMERS	7,965
W.P. EXEMPT CONSUMPTION	1,469,408
W.P. EXEMPT BILL AMOUNT	\$3,218.00
W.P. EXEMPT CUSTOMERS	961

MONTHLY
BILLING REPORT

JULY 2013	TOTAL CUSTOMERS	GOVERNMENTAL CUSTOMERS	IND/COMM CUSTOMERS	RESIDENTIAL CUSTOMERS	WATER PROTECTION
BILLED CONSUMPTION (CF)	29,639,772	663,413	6,142,567	22,833,792	28,126,381
BY METER SIZE					
5.8"	16,591,943	85,432	620,073	15,886,438	
3.4"	326,880		56,815	270,065	
1"	4,280,473	49,345	365,922	3,865,206	
1.5"	1,526,452	108,271	845,466	572,715	
2"	3,869,372	349,929	1,679,664	1,839,779	
3"	101,230	49,230	52,000		
4"	86,730	9,004	75,962	1,764	
6"	1,790,791	1,202	1,554,405	235,184	
8"	203,417	0	40,776	162,641	
10"	862,484	11,000	851,484		
BILLED AMOUNT	\$1,617,265.45	\$36,141.31	\$293,703.91	\$1,287,420.23	\$61,599.97
BY METER SIZE					
5.8"	\$949,526.29	\$4,864.07	\$35,577.91	\$909,084.31	
3.4"	\$17,472.75		\$2,989.11	\$14,483.64	
1"	\$241,584.44	\$2,713.98	\$19,906.48	\$218,963.98	
1.5"	\$81,111.35	\$5,795.62	\$44,659.52	\$30,656.21	
2"	\$205,111.26	\$19,038.89	\$88,451.85	\$97,620.52	
3"	\$4,618.18	\$2,256.12	\$2,362.06		
4"	\$4,521.23	\$570.64	\$3,780.34	\$170.25	
6"	\$69,536.05	\$227.22	\$60,079.28	\$9,229.55	
8"	\$10,409.33	\$128.66	\$3,068.90	\$7,211.77	
10"	\$33,374.57	\$546.11	\$32,828.46		
# CUSTOMERS BILLED	9,757	105	520	9132	8,753
BY METER SIZE					
5.8"	8,061	39	311	7,711	
3.4"	44		6	38	
1"	1,339	14	65	1,260	
1.5"	87	9	38	40	
2"	148	32	49	67	
3"	4	2	2		
4"	17	4	11	2	
6"	27	3	19	5	
8"	25	1	15	9	
10"	5	1	4		

MONTHLY BILLING REPORT
SUMMARY

CONTINUOUS TOTALS - FISCAL YEAR 2014

BILLED CONSUMPTION	29,639,772
BILLED AMOUNT	\$1,617,265.45
#CUSTOMERS	9,757
W.P. CONSUMPTION	28,126,381
W.P. BILLED AMOUNT	\$61,599.97
W.P. #CUSTOMERS	8,753
W.P. EXEMPT CONSUMPTION	1,513,391
W.P. EXEMPT BILLED AMOUNT	\$1,555,665.48
W.P. EXEMPT CUSTOMERS	1,004

MONTHLY

BILLED CONSUMPTION	29,639,772
BILLED AMOUNT	\$1,617,265.45
#CUSTOMERS	9,757
W.P. CONSUMPTION	28,126,381
W.P. BILLED AMOUNT	\$61,599.97
W.P. #CUSTOMERS	8,753
W.P. EXEMPT CONSUMPTION	1,513,391
W.P. EXEMPT BILL AMOUNT	\$1,555,665.48
W.P. EXEMPT CUSTOMERS	1,004

MONTHLY
BILLING REPORT

AUGUST 2013	TOTAL CUSTOMERS	GOVERNMENTAL CUSTOMERS	IND/COMM CUSTOMERS	RESIDENTIAL CUSTOMERS	WATER PROTECTION
BILLED CONSUMPTION (CF)	25,956,597	868,137	3,424,554	21,663,906	24,104,770
BY METER SIZE					
5.8"	17,399,443	44,938	636,873	16,717,632	
3.4"	65,039		24,887	40,152	
1"	2,437,739	20,035	284,905	2,132,799	
1.5"	976,983	39,774	319,671	617,538	
2"	2,850,970	516,892	940,252	1,393,826	
3"	285,117	240,751	44,366		
4"	54,234	1,384	47,818	5,032	
6"	1,797,405	1,135	1,040,170	756,100	
8"	89,667	3,228	85,612	827	
10"	0				
BILLED AMOUNT	\$1,417,667.37	\$44,905.56	\$168,052.25	\$1,204,709.56	\$52,792.20
BY METER SIZE					
5.8"	\$982,608.98	2522.46	35821.56	944264.96	
3.4"	\$3,418.82		1320.87	2097.95	
1"	\$136,976.07	1114.67	15398.62	120462.78	
1.5"	\$52,355.56	2266.48	17011.73	33077.35	
2"	\$152,390.71	27555.96	49968.58	74866.17	
3"	\$12,933.63	10847.04	2054.39	32.20	
4"	\$3,395.52	199.20	2651.28	545.04	
6"	\$69,178.41	148.59	39955.41	29074.41	
8"	\$4,409.67	251.16	3869.81	288.70	
10"	\$0.00				
# CUSTOMERS BILLED	8,199	72	412	7,715	7,182
BY METER SIZE					
5.8"	7,161	18	252	6891	
3.4"	16		5	11	
1"	733	9	50	674	
1.5"	80	12	26	42	
2"	150	23	44	83	
3"	7	4	3		
4"	24	3	14	7	
6"	16	2	10	4	
8"	12	1	8	3	
10"	0				

MONTHLY BILLING REPORT
SUMMARY

CONTINUOUS TOTALS - FISCAL YEAR 2014

BILLED CONSUMPTION	55,596,369
BILLED AMOUNT	\$3,034,932.82
#CUSTOMERS	17,956
W.P. CONSUMPTION	52,231,151
W.P. BILLED AMOUNT	\$114,392.17
W.P. #CUSTOMERS	15,935
W.P. EXEMPT CONSUMPTION	3,365,218
W.P. EXEMPT BILLED AMOUNT	\$1,559,720.98
W.P. EXEMPT CUSTOMERS	2,021

MONTHLY

BILLED CONSUMPTION	25,956,597
BILLED AMOUNT	\$1,417,667.37
#CUSTOMERS	8,199
W.P. CONSUMPTION	24,104,770
W.P. BILLED AMOUNT	\$52,792.20
W.P. #CUSTOMERS	7,182
W.P. EXEMPT CONSUMPTION	1,851,827
W.P. EXEMPT BILL AMOUNT	\$4,055.50
W.P. EXEMPT CUSTOMERS	1,017

MONTHLY
BILLING REPORT

SEPTEMBER 2013	TOTAL CUSTOMERS	GOVERNMENTAL CUSTOMERS	IND/COMM CUSTOMERS	RESIDENTIAL CUSTOMERS	WATER PROTECTION
BILLED CONSUMPTION (CF)	51,084,049	2,861,883	11,885,971	36,336,195	48,476,241
BY METER SIZE					
5.8"	21,257,084	155485	1426852	19674747	
3.4"	596,372	271302	128124	196946	
1"	11,558,659	96187	1319765	10142707	
1.5"	3,558,858	189627	2586429	782802	
2"	8,555,553	988315	4074972	3492266	
3"	631,808	4000	297808	330000	
4"	1,889,118	1127141	681670	80307	
6"	1,528,709	13090	1144858	370761	
8"	1,447,967	16736	165573	1265658	
10"	59,921		59920	1	
BILLED AMOUNT	\$2,708,872.46	\$143,876.10	\$605,532.30	\$1,959,464.06	\$106,165.50
BY METER SIZE					
5.8"	\$1,179,251.17	\$8,493.52	\$78,609.80	\$1,092,147.85	
3.4"	\$32,022.11	\$14,196.06	\$6,920.23	\$10,905.82	
1"	\$624,498.31	\$5,147.90	\$69,937.66	\$549,412.75	
1.5"	\$186,695.75	\$10,264.04	\$136,207.78	\$40,223.93	
2"	\$451,597.25	\$52,609.48	\$214,895.72	\$184,092.05	
3"	\$28,303.91	\$210.28	\$13,305.43	\$14,788.20	
4"	\$81,946.28	\$50,822.37	\$27,333.00	\$3,790.91	
6"	\$62,038.17	\$982.69	\$46,528.61	\$14,526.87	
8"	\$58,230.71	\$1,149.76	\$7,633.97	\$49,446.98	
10"	\$4,288.80		\$4,160.10	\$128.70	
# CUSTOMERS BILLED	8,925	155	840	7,930	7,981
BY METER SIZE					
5.8"	6,693	37	400	6256	
3.4"	92	6	27	59	
1"	1,562	17	96	1449	
1.5"	180	25	93	62	
2"	245	43	125	77	
3"	5		2	3	
4"	48	14	29	5	
6"	60	8	45	7	
8"	31	5	15	11	
10"	9		8	1	

MONTHLY BILLING REPORT
SUMMARY

CONTINUOUS TOTALS - FISCAL YEAR 2014

BILLED CONSUMPTION	106,680,418
BILLED AMOUNT	\$5,743,805.28
#CUSTOMERS	26,881
W.P. CONSUMPTION	100,707,392
W.P. BILLED AMOUNT	\$220,557.67
W.P. #CUSTOMERS	23,916
W.P. EXEMPT CONSUMPTION	5,973,026
W.P. EXEMPT BILLED AMOUNT	\$1,565,432.08
W.P. EXEMPT CUSTOMERS	2,965

MONTHLY

BILLED CONSUMPTION	51,084,049
BILLED AMOUNT	\$2,708,872.46
#CUSTOMERS	8,925
W.P. CONSUMPTION	48,476,241
W.P. BILLED AMOUNT	\$106,165.50
W.P. #CUSTOMERS	7,981
W.P. EXEMPT CONSUMPTION	2,607,808
W.P. EXEMPT BILL AMOUNT	\$5,711.10
W.P. EXEMPT CUSTOMERS	944

MONTHLY
BILLING REPORT

OCTOBER 2013	TOTAL CUSTOMERS	GOVERNMENTAL CUSTOMERS	IND/COMM CUSTOMERS	RESIDENTIAL CUSTOMERS	WATER PROTECTION
BILLED CONSUMPTION (CF)	28,027,236	624,001	5,464,389	21,938,846	26,490,646
BY METER SIZE					
5.8"	15,728,980	79,529	601,303	15,048,148	
3.4"	431,995		165,154	266,841	
1"	4,512,432	53,659	413,583	4,045,190	
1.5"	1,288,950	81,780	702,338	504,832	
2"	3,731,537	340,997	1,758,275	1,632,265	
3"	65,100	55,100	10,000		
4"	41,035	6,149	32,233	2,653	
6"	1,218,486	1,287	1,001,389	215,810	
8"	242,300	0	19,193	223,107	
10"	766,421	5,500	760,921		
BILLED AMOUNT	\$1,542,890.90	\$34,121.25	\$268,463.96	\$1,240,305.69	\$58,017.82
BY METER SIZE					
5.8"	\$904,524.90	4565.88	\$34,617.51	\$865,341.51	
3.4"	\$22,965.02		\$8,649.83	\$14,315.19	
1"	\$253,758.64	2939.38	\$22,396.77	\$228,422.49	
1.5"	\$68,701.88	4411.47	\$37,181.07	\$27,109.34	
2"	\$197,884.24	18547.04	\$92,559.28	\$86,777.92	
3"	\$3,009.68	2517.46	\$492.22		
4"	\$2,486.88	443.53	\$1,833.52	\$209.83	
6"	\$47,817.06	230.44	\$39,092.32	\$8,494.30	
8"	\$12,013.62	128.66	\$2,249.85	\$9,635.11	
10"	\$29,728.98	337.39	\$29,391.59		
# CUSTOMERS BILLED	9,768	105	522	9,141	8,771
BY METER SIZE					
5.8"	8,067	40	313	7714	
3.4"	44		6	38	
1"	1,343	14	65	1264	
1.5"	87	9	38	40	
2"	148	31	49	68	
3"	4	2	2		
4"	17	4	11	2	
6"	27	3	19	5	
8"	26	1	15	10	
10"	5	1	4		

MONTHLY BILLING REPORT
SUMMARY

CONTINUOUS TOTALS - FISCAL YEAR 2014

BILLED CONSUMPTION	134,707,654
BILLED AMOUNT	\$7,286,696.18
#CUSTOMERS	36,649
W.P. CONSUMPTION	127,198,038
W.P. BILLED AMOUNT	\$278,575.49
W.P. #CUSTOMERS	32,687
W.P. EXEMPT CONSUMPTION	7,509,616
W.P. EXEMPT BILLED AMOUNT	\$16,446.06
W.P. EXEMPT CUSTOMERS	3,962

MONTHLY

BILLED CONSUMPTION	28,027,236
BILLED AMOUNT	\$1,542,890.90
#CUSTOMERS	9,768
W.P. CONSUMPTION	26,490,646
W.P. BILLED AMOUNT	\$58,017.82
W.P. #CUSTOMERS	8,771
W.P. EXEMPT CONSUMPTION	1,536,590
W.P. EXEMPT BILL AMOUNT	\$3,365.13
W.P. EXEMPT CUSTOMERS	997

MONTHLY
BILLING REPORT

NOVEMBER 2013	TOTAL CUSTOMERS	GOVERNMENTAL CUSTOMERS	IND/COMM CUSTOMERS	RESIDENTIAL CUSTOMERS	WATER PROTECTION
BILLED CONSUMPTION (CF)	20,870,283	789,461	3,130,492	16,950,330	19,421,198
BY METER SIZE					
5.8"	13,865,407	49,159	590,625	13,225,623	
3.4"	65,423		23,517	41,906	
1"	1,858,304	18,859	254,776	1,584,669	
1.5"	936,829	103,722	255,244	577,863	
2"	2,326,313	494,033	871,453	960,827	
3"	155,638	116,800	38,838		
4"	53,908	1,241	49,068	3,599	
6"	1,550,385	3,053	991,632	555,700	
8"	58,076	2,594	55,339	143	
10"					
BILLED AMOUNT	\$1,156,980.47	\$41,735.61	\$153,889.11	\$961,355.75	\$42,534.88
BY METER SIZE					
5.8"	\$798,159.52	\$2,743.00	\$33,446.55	\$761,969.97	
3.4"	\$3,548.11		\$1,249.29	\$2,298.82	
1"	\$106,640.48	\$1,053.24	\$13,824.41	\$91,762.83	
1.5"	\$50,247.98	\$5,607.75	\$13,645.43	\$30,994.80	
2"	\$124,851.54	\$26,361.57	\$46,373.85	\$52,116.12	
3"	\$7,137.03	\$5,328.74	\$1,808.29		
4"	\$3,381.01	\$192.83	\$2,706.94	\$481.24	
6"	\$59,727.92	\$221.38	\$38,113.40	\$21,393.14	
8"	\$3,286.88	\$227.10	\$2,720.95	\$338.83	
10"	\$0.00				
# CUSTOMERS BILLED	8,210	72	416	7,722	7,202
BY METER SIZE					
5.8"	7,182	18	256	6,908	
3.4"	16		5	11	
1"	727	9	50	668	
1.5"	80	12	26	42	
2"	146	23	44	79	
3"	7	4	3		
4"	24	3	14	7	
6"	16	2	10	4	
8"	12	1	8	3	
10"					

MONTHLY BILLING REPORT
SUMMARY

CONTINUOUS TOTALS - FISCAL YEAR 2014

BILLED CONSUMPTION	155,577,937
BILLED AMOUNT	\$8,443,676.65
#CUSTOMERS	44,859
W.P. CONSUMPTION	146,619,236
W.P. BILLED AMOUNT	\$321,110.37
W.P. #CUSTOMERS	39,889
W.P. EXEMPT CONSUMPTION	8,958,701
W.P. EXEMPT BILLED AMOUNT	\$19,619.56
W.P. EXEMPT CUSTOMERS	4,970

MONTHLY

BILLED CONSUMPTION	20,870,283
BILLED AMOUNT	\$1,156,980.47
#CUSTOMERS	8,210
W.P. CONSUMPTION	19,421,198
W.P. BILLED AMOUNT	\$42,534.88
W.P. #CUSTOMERS	7,202
W.P. EXEMPT CONSUMPTION	1,449,085
W.P. EXEMPT BILL AMOUNT	\$3,173.50
W.P. EXEMPT CUSTOMERS	1,008

MONTHLY
BILLING REPORT

DECEMBER 2013	TOTAL CUSTOMERS	GOVERNMENTAL CUSTOMERS	IND/COMM CUSTOMERS	RESIDENTIAL CUSTOMERS	WATER PROTECTION
BILLED CONSUMPTION (CF)	34,097,116	2,225,732	8,694,585	23,176,799	32,440,703
BY METER SIZE					
5.8"	14,130,287	118,323	1,097,198	12,914,766	
3.4"	497,644	245,687	111,896	140,061	
1"	5,967,653	72,620	630,956	5,264,077	
1.5"	2,264,516	185,851	1,573,601	505,064	
2"	7,464,929	785,455	3,700,036	2,979,438	
3"	170,800	7,000	56,800	107,000	
4"	1,104,607	759,033	311,164	34,410	
6"	1,338,862	16,183	1,126,046	196,633	
8"	1,100,642	35,580	30,063	1,034,999	
10"	57,176		56,825	351	
BILLED AMOUNT	\$1,846,297.32	\$113,346.14	\$450,421.37	\$1,282,529.81	\$71,047.78
BY METER SIZE					
5.8"	\$807,912.96	\$6,561.24	\$61,421.83	\$739,929.89	
3.4"	\$26,906.40	\$12,877.32	\$6,084.38	\$7,944.70	
1"	\$332,892.56	\$3,922.33	\$33,987.61	\$294,982.62	
1.5"	\$120,167.07	\$10,082.22	\$83,393.16	\$26,691.69	
2"	\$395,799.43	\$42,072.90	\$196,191.40	\$157,535.13	
3"	\$7,791.79	\$344.33	\$2,579.73	\$4,867.73	
4"	\$51,293.30	\$34,441.47	\$15,101.86	\$1,749.97	
6"	\$55,086.40	\$1,177.29	\$45,978.60	\$7,930.51	
8"	\$45,116.21	\$1,867.04	\$2,493.60	\$40,755.57	
10"	\$3,331.20		\$3,189.20	\$142.00	
# CUSTOMERS BILLED	8,917	155	832	7,930	7,953
BY METER SIZE					
5.8"	6,687	37	395	6255	
3.4"	91	5	27	59	
1"	1,562	17	95	1450	
1.5"	179	26	91	62	
2"	245	43	125	77	
3"	6	1	2	3	
4"	48	14	29	5	
6"	60	8	45	7	
8"	30	4	15	11	
10"	9		8	1	

MONTHLY BILLING REPORT
SUMMARY

CONTINUOUS TOTALS - FISCAL YEAR 2014

BILLED CONSUMPTION	189,675,053
BILLED AMOUNT	\$10,289,973.97
#CUSTOMERS	53,776
W.P. CONSUMPTION	179,059,939
W.P. BILLED AMOUNT	\$392,158.15
W.P. #CUSTOMERS	47,842
W.P. EXEMPT CONSUMPTION	10,615,114
W.P. EXEMPT BILLED AMOUNT	\$23,247.10
W.P. EXEMPT CUSTOMERS	5,934

MONTHLY

BILLED CONSUMPTION	34,097,116
BILLED AMOUNT	\$1,846,297.32
#CUSTOMERS	8,917
W.P. CONSUMPTION	32,440,703
W.P. BILLED AMOUNT	\$71,047.78
W.P. #CUSTOMERS	7,953
W.P. EXEMPT CONSUMPTION	1,656,413
W.P. EXEMPT BILL AMOUNT	\$3,627.54
W.P. EXEMPT CUSTOMERS	964

MONTHLY
BILLING REPORT

JANUARY 2014	TOTAL CUSTOMERS	GOVERNMENTAL CUSTOMERS	IND/COMM CUSTOMERS	RESIDENTIAL CUSTOMERS	WATER PROTECTION
BILLED CONSUMPTION (CF)	20,491,680	524,582	3,410,680	16,556,418	19,453,244
BY METER SIZE					
5.8"	12,243,161	66,987	491,032	11,685,142	
3.4"	274,244		64,967	209,277	
1"	2,922,343	40,078	236,890	2,645,375	
1.5"	1,023,476	94,565	507,536	421,375	
2"	2,535,601	245,621	1,002,506	1,287,474	
3"	71,790	46,790	25,000		
4"	33,263	9,006	21,133	3,124	
6"	697,818	10,535	514,925	172,358	
8"	136,961	0	4,668	132,293	
10"	553,023	11,000	542,023		
BILLED AMOUNT	\$1,164,400.74	\$28,765.37	\$172,085.75	\$963,549.62	\$42,605.82
BY METER SIZE					
5.8"	\$724,273.42	3,902.01	28,944.16	691,427.25	
3.4"	\$14,773.48		3,428.40	11,345.08	
1"	\$171,051.37	2,223.42	13,195.16	155,632.79	
1.5"	\$55,022.86	5,096.83	27,101.47	22,824.56	
2"	\$135,769.45	13,557.50	53,242.78	68,969.17	
3"	\$3,318.28	2,154.51	1,163.77		
4"	\$2,193.30	572.08	1,344.09	277.13	
6"	\$28,262.18	582.82	20,811.64	6,867.72	
8"	\$8,033.99	128.66	1,699.41	6,205.92	
10"	\$21,702.41	547.54	21,154.87		
# CUSTOMERS BILLED	9,723	100	520	9,103	8,733
BY METER SIZE					
5.8"	8,036	38	311	7,687	
3.4"	44		6	38	
1"	1,328	13	63	1,252	
1.5"	89	9	39	41	
2"	145	29	49	67	
3"	4	2	2		
4"	18	4	11	3	
6"	28	3	20	5	
8"	26	1	15	10	
10"	5	1	4		

MONTHLY BILLING REPORT
SUMMARY

CONTINUOUS TOTALS - FISCAL YEAR 2014

BILLED CONSUMPTION	210,166,733
BILLED AMOUNT	\$11,454,374.71
#CUSTOMERS	63,499
W.P. CONSUMPTION	198,513,183
W.P. BILLED AMOUNT	\$434,763.97
W.P. #CUSTOMERS	56,575
W.P. EXEMPT CONSUMPTION	11,653,550
W.P. EXEMPT BILLED AMOUNT	\$25,521.27
W.P. EXEMPT CUSTOMERS	6,924

MONTHLY

BILLED CONSUMPTION	20,491,680
BILLED AMOUNT	\$1,164,400.74
#CUSTOMERS	9,723
W.P. CONSUMPTION	19,453,244
W.P. BILLED AMOUNT	\$42,605.82
W.P. #CUSTOMERS	8,733
W.P. EXEMPT CONSUMPTION	1,038,436
W.P. EXEMPT BILL AMOUNT	\$2,274.17
W.P. EXEMPT CUSTOMERS	990

MONTHLY
BILLING REPORT

FEBRUARY 2014		TOTAL	GOVERNMENTAL	IND/COMM	RESIDENTIAL	WATER
		CUSTOMERS	CUSTOMERS	CUSTOMERS	CUSTOMERS	PROTECTION
BILLED CONSUMPTION (CF)		17,148,527	429,106	2,604,339	14,115,082	16,040,272

BY METER SIZE						
5.8"		11,828,443	30869	533112	11264462	
3.4"		60,674		24877	35797	
1"		1,306,454	27143	152787	1126524	
1.5"		687,514	20320	169243	497951	
2"		1,816,727	339270	776051	701406	
3"		80,638	8503	72135		
4"		24,978	1039	23697	242	
6"		1,318,970	247	830023	488700	
8"		24,129	1715	22414	0	
10"		0				

BILLED AMOUNT		\$971,289.37	\$23,888.71	\$129,649.11	\$817,751.55	\$35,130.78

BY METER SIZE						
5.8"		\$695,165.03	\$1,795.68	\$30,564.04	\$662,805.31	
3.4"		\$3,316.76		\$1,327.47	\$1,989.29	
1"		\$78,240.95	\$1,493.40	\$8,510.02	\$68,237.53	
1.5"		\$37,388.89	\$1,255.56	\$9,199.26	\$26,934.07	
2"		\$98,040.99	\$18,341.64	\$41,527.48	\$38,171.87	
3"		\$3,816.57	\$509.31	\$3,307.26		
4"		\$2,099.03	\$184.08	\$1,583.10	\$331.85	
6"		\$51,217.71	\$114.95	\$32,154.53	\$18,948.23	
8"		\$2,003.44	\$194.09	\$1,475.95	\$333.40	
10"		\$0.00				

# CUSTOMERS BILLED		8,220	71	410	7,739	7,217

BY METER SIZE						
5.8"		7,216	18	256	6942	
3.4"		16		5	11	
1"		731	9	47	675	
1.5"		79	12	26	41	
2"		119	22	41	56	
3"		7	4	3		
4"		24	3	14	7	
6"		16	2	10	4	
8"		12	1	8	3	
10"		0				

MONTHLY BILLING REPORT
SUMMARY

CONTINUOUS TOTALS - FISCAL YEAR 2014

BILLED CONSUMPTION	227,315,260
BILLED AMOUNT	\$12,425,664.08
#CUSTOMERS	71,719
W.P. CONSUMPTION	214,553,455
W.P. BILLED AMOUNT	\$469,894.75
W.P. #CUSTOMERS	63,792
W.P. EXEMPT CONSUMPTION	12,761,805
W.P. EXEMPT BILLED AMOUNT	\$27,948.35
W.P. EXEMPT CUSTOMERS	7,927

MONTHLY

BILLED CONSUMPTION	17,148,527
BILLED AMOUNT	\$971,289.37
#CUSTOMERS	8,220
W.P. CONSUMPTION	16,040,272
W.P. BILLED AMOUNT	\$35,130.78
W.P. #CUSTOMERS	7,217
W.P. EXEMPT CONSUMPTION	1,108,255
W.P. EXEMPT BILL AMOUNT	\$2,427.08
W.P. EXEMPT CUSTOMERS	1,003

MONTHLY
BILLING REPORT

MARCH 2014	TOTAL CUSTOMERS	GOVERNMENTAL CUSTOMERS	IND/COMM CUSTOMERS	RESIDENTIAL CUSTOMERS	WATER PROTECTION
BILLED CONSUMPTION (CF)	24,448,178	1,460,140	6,926,681	16,061,357	23,374,137
BY METER SIZE					
5.8"	10,475,656	91,901	1,003,572	9,380,183	
3.4"	373,669	199,925	92,247	81,497	
1"	3,428,659	66,025	531,498	2,831,136	
1.5"	1,523,032	119,130	1,122,604	281,298	
2"	5,941,770	366,041	2,964,072	2,611,657	
3"	142,950	5,000	79,950	58,000	
4"	837,649	564,115	260,347	13,187	
6"	977,580	13,877	844,074	119,629	
8"	722,400	34,126	3,504	684,770	
10"	24,813		24,813	0	
BILLED AMOUNT	\$1,360,298.90	\$75,140.87	\$364,320.12	\$920,837.91	\$51,192.22
BY METER SIZE					
5.8"	\$618,842.50	\$5,197.84	\$56,722.12	\$556,922.54	
3.4"	\$20,504.33	\$10,524.58	\$5,072.35	\$4,907.40	
1"	\$200,803.47	\$3,591.08	\$28,904.85	\$168,307.54	
1.5"	\$82,305.51	\$6,615.13	\$60,022.40	\$15,667.98	
2"	\$317,434.23	\$20,201.83	\$158,394.80	\$138,837.60	
3"	\$6,574.26	\$256.00	\$3,625.58	\$2,692.68	
4"	\$39,620.68	\$25,845.97	\$12,968.82	\$805.89	
6"	\$41,390.62	\$1,091.55	\$35,277.54	\$5,021.53	
8"	\$30,718.50	\$1,816.89	\$1,355.52	\$27,546.09	
10"	\$2,104.80		\$1,976.14	\$128.66	
# CUSTOMERS BILLED	8,950	155	840	7,955	7,988
BY METER SIZE					
5.8"	6,686	37	395	6254	
3.4"	92	5	27	60	
1"	1,566	17	98	1451	
1.5"	180	26	92	62	
2"	272	43	128	101	
3"	6	1	2	3	
4"	50	14	31	5	
6"	59	8	44	7	
8"	30	4	15	11	
10"	9		8	1	

MONTHLY BILLING REPORT
SUMMARY

CONTINUOUS TOTALS - FISCAL YEAR 2014

BILLED CONSUMPTION	251,763,438
BILLED AMOUNT	\$13,785,962.98
#CUSTOMERS	80,669
W.P. CONSUMPTION	237,927,592
W.P. BILLED AMOUNT	\$521,086.97
W.P. #CUSTOMERS	71,780
W.P. EXEMPT CONSUMPTION	13,835,846
W.P. EXEMPT BILLED AMOUNT	\$30,300.50
W.P. EXEMPT CUSTOMERS	8,889

MONTHLY

BILLED CONSUMPTION	24,448,178
BILLED AMOUNT	\$1,360,298.90
#CUSTOMERS	8,950
W.P. CONSUMPTION	23,374,137
W.P. BILLED AMOUNT	\$51,192.22
W.P. #CUSTOMERS	7,988
W.P. EXEMPT CONSUMPTION	1,074,041
W.P. EXEMPT BILL AMOUNT	\$2,352.15
W.P. EXEMPT CUSTOMERS	962

MONTHLY
BILLING REPORT

APRIL 2014	TOTAL CUSTOMERS	GOVERNMENTAL CUSTOMERS	IND/COMM CUSTOMERS	RESIDENTIAL CUSTOMERS	WATER PROTECTION
BILLED CONSUMPTION (CF)	18,028,141	447,243	3,716,852	13,864,046	17,163,349
BY METER SIZE					
5.8"	10,134,476	58,193	422,520	9,653,763	
3.4"	213,015		44,137	168,878	
1"	2,187,881	35,389	197,677	1,954,815	
1.5"	985,271	86,675	520,992	377,604	
2"	2,676,914	206,074	1,004,220	1,466,620	
3"	49,300	39,300	10,000		
4"	40,234	9,000	29,543	1,691	
6"	1,153,993	2,112	990,431	161,450	
8"	86,483	0	7,258	79,225	
10"	500,574	10,500	490,074		
BILLED AMOUNT	\$1,032,298.19	\$25,015.02	\$182,342.91	\$824,940.26	\$37,591.02
BY METER SIZE					
5.8"	\$614,978.54	\$3,467.84	\$25,408.31	\$586,102.39	
3.4"	\$132,782.61		\$2,339.48	\$9,245.51	
1"	\$132,782.61	\$1,981.47	\$11,173.00	\$119,628.14	
1.5"	\$143,531.28	\$4,692.37	\$27,856.82	\$20,571.17	
2"	\$143,531.28	\$11,557.06	\$53,451.12	\$78,523.10	
3"	\$2,318.09	\$1,823.47	\$494.62		
4"	\$2,506.74	\$572.62	\$1,720.85	\$213.27	
6"	\$45,611.89	\$262.19	\$38,884.44	\$6,465.26	
8"	\$6,118.49	\$128.66	\$1,798.41	\$4,191.42	
10"	\$19,745.20	\$529.34	\$19,215.86		
# CUSTOMERS BILLED	9,745	104	523	9,118	8,756
BY METER SIZE					
5.8"	8,052	40	313	7,699	
3.4"	44		6	38	
1"	1,333	13	65	1,255	
1.5"	89	9	39	41	
2"	147	31	49	67	
3"	4	2	2		
4"	18	4	11	3	
6"	27	3	19	5	
8"	26	1	15	10	
10"	5	1	4		

MONTHLY BILLING REPORT
SUMMARY

CONTINUOUS TOTALS - FISCAL YEAR 2014

BILLED CONSUMPTION	269,791,579
BILLED AMOUNT	\$14,818,261.17
#CUSTOMERS	90,414
W.P. CONSUMPTION	255,090,941
W.P. BILLED AMOUNT	\$558,677.99
W.P. #CUSTOMERS	80,536
W.P. EXEMPT CONSUMPTION	14,700,638
W.P. EXEMPT BILLED AMOUNT	\$32,194.40
W.P. EXEMPT CUSTOMERS	9,878

MONTHLY

BILLED CONSUMPTION	18,028,141
BILLED AMOUNT	\$1,032,298.19
#CUSTOMERS	9,745
W.P. CONSUMPTION	17,163,349
W.P. BILLED AMOUNT	\$37,591.02
W.P. #CUSTOMERS	8,756
W.P. EXEMPT CONSUMPTION	864,792
W.P. EXEMPT BILL AMOUNT	\$1,893.89
W.P. EXEMPT CUSTOMERS	989

MONTHLY
BILLING REPORT

MAY 2014	TOTAL CUSTOMERS	GOVERNMENTAL CUSTOMERS	IND/COMM CUSTOMERS	RESIDENTIAL CUSTOMERS	WATER PROTECTION
BILLED CONSUMPTION (CF)	16,813,579	440,596	2,539,328	13,833,655	15,709,234
BY METER SIZE					
5.8"	11,491,112	26,011	540,132	10,924,969	
3.4"	57,876		19,962	37,914	
1"	1,349,544	17,300	140,704	1,191,540	
1.5"	686,373	21,345	177,451	487,577	
2"	1,927,743	352,185	768,361	807,197	
3"	50,235	20,891	29,344		
4"	31,898	1,043	30,513	342	
6"	1,214,664	296	830,268	384,100	
8"	4,134	1,525	2,593	16	
10"	0				
BILLED AMOUNT	\$956,140.14	\$24,455.47	\$126,822.04	\$804,862.63	\$34,406.39
BY METER SIZE					
5.8"	677,636.69	1,551.30	30,943.53	645,141.86	
3.4"	3,170.55		1,069.32	2,101.23	
1"	80,598.41	976.79	7,877.80	71,743.82	
1.5"	37,340.92	1,309.75	9,632.20	26,398.97	
2"	104,031.56	19,052.15	41,134.58	43,844.83	
3"	2,424.34	1,031.68	1,392.66		
4"	2,454.64	230.13	1,888.18	336.33	
6"	47,242.39	116.82	32,163.99	14,961.58	
8"	1,240.64	186.85	719.78	334.01	
10"	0.00				
# CUSTOMERS BILLED	8,227	73	410	7,744	7,234
BY METER SIZE					
5.8"	7,212	19	256	6937	
3.4"	16		5	11	
1"	737	9	47	681	
1.5"	79	12	26	41	
2"	124	23	41	60	
3"	6	3	3		
4"	25	4	14	7	
6"	16	2	10	4	
8"	12	1	8	3	
10"					

MONTHLY BILLING REPORT
SUMMARY

CONTINUOUS TOTALS - FISCAL YEAR 2014

BILLED CONSUMPTION	286,605,158
BILLED AMOUNT	\$15,774,401.31
#CUSTOMERS	98,641
W.P. CONSUMPTION	270,800,175
W.P. BILLED AMOUNT	\$593,084.38
W.P. #CUSTOMERS	87,770
W.P. EXEMPT CONSUMPTION	15,804,983
W.P. EXEMPT BILLED AMOUNT	\$0.00
W.P. EXEMPT CUSTOMERS	10,871

MONTHLY

BILLED CONSUMPTION	16,813,579
BILLED AMOUNT	\$956,140.14
#CUSTOMERS	8,227
W.P. CONSUMPTION	15,709,234
W.P. BILLED AMOUNT	\$34,406.39
W.P. #CUSTOMERS	7,234
W.P. EXEMPT CONSUMPTION	1,104,345
W.P. EXEMPT BILL AMOUNT	\$0.00
W.P. EXEMPT CUSTOMERS	993

MONTHLY
BILLING REPORT

JUNE 2014	TOTAL CUSTOMERS	GOVERNMENTAL CUSTOMERS	IND/COMM CUSTOMERS	RESIDENTIAL CUSTOMERS	WATER PROTECTION
BILLED CONSUMPTION (CF)	30,734,844	2,072,243	8,524,677	20,137,924	29,320,931
BY METER SIZE					
5.8"	12,701,676	91,573	1,062,819	11,547,284	
3.4"	436,340	244,592	93,401	98,347	
1"	4,832,079	66,689	574,383	4,191,007	
1.5"	2,029,872	155,937	1,493,109	380,826	
2"	6,769,578	514,127	3,399,992	2,855,459	
3"	127,670	320	36,350	91,000	
4"	1,336,212	966,162	357,462	12,588	
6"	1,693,309	14,628	1,479,990	198,691	
8"	784,917	18,215	3,982	762,720	
10"	23,191		23,189	2	
BILLED AMOUNT	\$1,676,255.87	\$104,518.97	\$438,568.51	\$1,133,168.39	\$64,215.71
BY METER SIZE					
5.8"	735838.28	5180.62	59814.46	670843.20	
3.4"	23807.32	12871.38	5143.28	5792.66	
1"	274504.37	3625.97	31130.87	239747.53	
1.5"	108934.89	8548.97	79488.73	20897.19	
2"	361402.69	27982.27	181169.39	152251.03	
3"	5890.33	46.52	1674.05	4169.76	
4"	62028.09	43933.31	17315.70	779.08	
6"	68702.85	1120.20	59544.11	8038.54	
8"	33104.14	1209.73	1373.75	30520.66	
10"	2042.91		1914.17	128.74	
# CUSTOMERS BILLED	8,950	158	832	7,960	7,983
BY METER SIZE					
5.8"	6,690	38	392	6,260	
3.4"	94	6	28	60	
1"	1,564	17	96	1,451	
1.5"	180	26	92	62	
2"	268	43	125	100	
3"	6	1	2	3	
4"	52	16	31	5	
6"	58	7	44	7	
8"	29	4	14	11	
10"	9		8	1	

MONTHLY BILLING REPORT
SUMMARY

CONTINUOUS TOTALS - FISCAL YEAR 2014

BILLED CONSUMPTION	317,340,002
BILLED AMOUNT	\$17,450,657.18
#CUSTOMERS	107,591
W.P. CONSUMPTION	300,121,106
W.P. BILLED AMOUNT	\$657,300.09
W.P. #CUSTOMERS	95,753
W.P. EXEMPT CONSUMPTION	17,218,896
W.P. EXEMPT BILLED AMOUNT	\$37,709.38
W.P. EXEMPT CUSTOMERS	11,838

MONTHLY

BILLED CONSUMPTION	30,734,844
BILLED AMOUNT	\$1,676,255.87
#CUSTOMERS	8,950
W.P. CONSUMPTION	29,320,931
W.P. BILLED AMOUNT	\$64,215.71
W.P. #CUSTOMERS	7,983
W.P. EXEMPT CONSUMPTION	1,413,913
W.P. EXEMPT BILL AMOUNT	\$3,096.47
W.P. EXEMPT CUSTOMERS	967

MONTHLY
BILLING REPORT

JULY 2014	TOTAL CUSTOMERS	GOVERNMENTAL CUSTOMERS	IND/COMM CUSTOMERS	RESIDENTIAL CUSTOMERS	WATER PROTECTION
BILLED CONSUMPTION (CF)	27,859,688	656,577	4,874,605	22,328,506	26,450,559
BY METER SIZE					
5.8"	16,342,262	85,082	560,205	15,696,975	
3.4"	353,321		89,834	263,487	
1"	3,820,386	62,370	284,062	3,473,954	
1.5"	1,450,650	96,388	688,705	665,557	
2"	3,451,650	322,508	1,324,432	1,804,710	
3"	68,770	67,770	1,000		
4"	58,137	7,003	49,357	1,777	
6"	1,469,823	1,456	1,191,269	277,098	
8"	152,267	0	7,319	144,948	
10"	692,422	14,000	678,422		
BILLED AMOUNT	\$1,540,407.58	\$35,776.85	\$237,469.22	\$1,267,161.51	\$57,929.90
BY METER SIZE					
5.8"	\$941,114.26	\$4,890.88	\$32,621.72	\$903,601.66	
3.4"	\$18,956.69		\$4,740.40	\$14,216.29	
1"	\$227,517.37	\$3,399.05	\$15,711.69	\$208,406.63	
1.5"	\$68,608.44	\$5,202.69	\$36,668.48	\$26,737.27	
2"	\$184,235.85	\$17,674.49	\$70,275.02	\$96,286.34	
3"	\$3,189.57	\$3,097.79	\$91.78		
4"	\$3,308.06	\$483.23	\$2,607.71	\$217.12	
6"	\$57,663.97	\$237.16	\$46,548.44	\$10,878.37	
8"	\$8,747.24	\$128.66	\$1,800.75	\$6,817.83	
10"	\$27,066.13	\$662.90	\$26,403.23		
# CUSTOMERS BILLED	9,746	105	520	9121	8,758
BY METER SIZE					
5.8"	8,053	41	311	7,701	
3.4"	44		6	38	
1"	1,334	13	65	1,256	
1.5"	87	9	38	40	
2"	148	31	49	68	
3"	4	2	2		
4"	18	4	11	3	
6"	27	3	19	5	
8"	26	1	15	10	
10"	5	1	4		

MONTHLY BILLING REPORT
SUMMARY

CONTINUOUS TOTALS - FISCAL YEAR 2015

BILLED CONSUMPTION	27,859,688
BILLED AMOUNT	\$1,540,407.58
#CUSTOMERS	9,746
W.P. CONSUMPTION	26,450,559
W.P. BILLED AMOUNT	\$57,929.90
W.P. #CUSTOMERS	8,758
W.P. EXEMPT CONSUMPTION	1,409,129
W.P. EXEMPT BILLED AMOUNT	\$1,482,477.68
W.P. EXEMPT CUSTOMERS	988

MONTHLY

BILLED CONSUMPTION	27,859,688
BILLED AMOUNT	\$1,540,407.58
#CUSTOMERS	9,746
W.P. CONSUMPTION	26,450,559
W.P. BILLED AMOUNT	\$57,929.90
W.P. #CUSTOMERS	8,758
W.P. EXEMPT CONSUMPTION	1,409,129
W.P. EXEMPT BILL AMOUNT	\$1,482,477.68
W.P. EXEMPT CUSTOMERS	988

MONTHLY
BILLING REPORT

AUGUST 2014	TOTAL CUSTOMERS	GOVERNMENTAL CUSTOMERS	IND/COMM CUSTOMERS	RESIDENTIAL CUSTOMERS	WATER PROTECTION
BILLED CONSUMPTION (CF)	24,978,463	897,235	3,379,531	20,701,697	23,191,472
BY METER SIZE					
5.8"	16,907,213	32,108	601,812	16,273,293	
3.4"	63,544		23,602	39,942	
1"	2,360,156	26,322	242,700	2,091,134	
1.5"	914,832	45,745	282,510	586,577	
2"	2,487,930	463,294	957,227	1,067,409	
3"	344,778	308,026	36,752		
4"	71,837	2,257	65,958	3,622	
6"	1,730,590	1,169	1,110,121	619,300	
8"	97,583	18,314	58,849	20,420	
10"	0				
BILLED AMOUNT	\$1,371,086.11	\$45,963.53	\$165,794.05	\$1,159,328.53	\$50,791.85
BY METER SIZE					
5.8"	\$962,218.94	\$1,871.64	\$34,153.39	\$926,193.91	
3.4"	\$3,468.33		\$1,260.57	\$2,207.76	
1"	\$133,706.29	\$1,464.38	\$13,236.70	\$119,005.21	
1.5"	\$49,363.95	\$2,591.73	\$15,152.00	\$31,620.22	
2"	\$130,741.43	\$24,889.82	\$51,082.76	\$54,768.85	
3"	\$15,929.11	\$13,883.85	\$1,724.24	\$321.02	
4"	\$3,921.29	\$284.46	\$3,474.70	\$162.13	
6"	\$66,930.11	\$150.13	\$42,843.18	\$23,936.80	
8"	\$4,806.66	\$827.52	\$2,866.51	\$1,112.63	
10"	\$0.00				
# CUSTOMERS BILLED	8,230	74	407	7,749	7,232
BY METER SIZE					
5.8"	7,212	19	252	6,941	
3.4"	16		5	11	
1"	738	10	47	681	
1.5"	80	12	26	42	
2"	125	23	42	60	
3"	6	3	3		
4"	25	4	14	7	
6"	16	2	10	4	
8"	12	1	8	3	
10"	0				

MONTHLY BILLING REPORT
SUMMARY

CONTINUOUS TOTALS - FISCAL YEAR 2015

BILLED CONSUMPTION	52,838,151
BILLED AMOUNT	\$2,911,493.69
#CUSTOMERS	17,976
W.P. CONSUMPTION	49,642,031
W.P. BILLED AMOUNT	\$108,721.75
W.P. #CUSTOMERS	15,990
W.P. EXEMPT CONSUMPTION	3,196,120
W.P. EXEMPT BILLED AMOUNT	\$1,486,391.19
W.P. EXEMPT CUSTOMERS	1,986

MONTHLY

BILLED CONSUMPTION	24,978,463
BILLED AMOUNT	\$1,371,086.11
#CUSTOMERS	8,230
W.P. CONSUMPTION	23,191,472
W.P. BILLED AMOUNT	\$50,791.85
W.P. #CUSTOMERS	7,232
W.P. EXEMPT CONSUMPTION	1,786,991
W.P. EXEMPT BILL AMOUNT	\$3,913.51
W.P. EXEMPT CUSTOMERS	998

MONTHLY
BILLING REPORT

SEPTEMBER 2014	TOTAL CUSTOMERS	GOVERNMENTAL CUSTOMERS	IND/COMM CUSTOMERS	RESIDENTIAL CUSTOMERS	WATER PROTECTION
BILLED CONSUMPTION (CF)	53,027,049	3,085,201	10,302,998	39,638,850	50,061,284
BY METER SIZE					
5.8"	22,732,881	145,972	1,232,979	21,353,930	
3.4"	642,833	289,686	156,862	196,285	
1"	12,559,372	123,759	926,558	11,509,055	
1.5"	3,193,233	222,663	2,144,475	826,095	
2"	9,227,829	1,149,985	4,237,685	3,840,159	
3"	319,300	7,250	63,050	249,000	
4"	1,327,952	1,122,354	179,351	26,247	
6"	1,659,968	4,818	1,284,612	370,538	
8"	1,336,067	18,714	49,812	1,267,541	
10"	27,614	0	27,614	0	
BILLED AMOUNT	\$2,836,895.55	\$156,604.57	\$535,240.87	\$2,145,050.11	\$109,636.86
BY METER SIZE					
5.8"	\$1,262,833.21	\$8,049.00	\$68,741.04	\$1,186,043.17	
3.4"	\$34,649.55	\$15,230.37	\$8,491.07	\$10,928.11	
1"	\$680,568.93	\$6,624.44	\$49,661.30	\$624,283.19	
1.5"	\$168,304.31	\$12,054.75	\$113,711.53	\$42,538.03	
2"	\$490,559.16	\$61,390.21	\$225,181.79	\$203,987.16	
3"	\$14,467.69	\$356.71	\$2,869.14	\$11,241.84	
4"	\$61,658.37	\$50,924.47	\$9,343.45	\$1,390.45	
6"	\$67,506.62	\$745.85	\$52,164.56	\$14,596.21	
8"	\$54,007.36	\$1,228.77	\$2,993.96	\$49,784.63	
10"	\$2,340.35		\$2,083.03	\$257.32	
# CUSTOMERS BILLED	8,951	158	837	7,956	7,983
BY METER SIZE					
5.8"	6,685	38	391	6256	
3.4"	93	5	29	59	
1"	1,569	17	99	1453	
1.5"	180	26	93	61	
2"	268	43	125	100	
3"	6	1	2	3	
4"	52	16	31	5	
6"	60	8	45	7	
8"	29	4	14	11	
10"	9		8	1	

MONTHLY BILLING REPORT
SUMMARY

CONTINUOUS TOTALS - FISCAL YEAR 2015

BILLED CONSUMPTION	105,865,200
BILLED AMOUNT	\$5,748,389.24
#CUSTOMERS	26,927
W.P. CONSUMPTION	99,703,315
W.P. BILLED AMOUNT	\$218,358.61
W.P. #CUSTOMERS	23,973
W.P. EXEMPT CONSUMPTION	6,161,885
W.P. EXEMPT BILLED AMOUNT	\$1,492,886.22
W.P. EXEMPT CUSTOMERS	2,954

MONTHLY

BILLED CONSUMPTION	53,027,049
BILLED AMOUNT	\$2,836,895.55
#CUSTOMERS	8,951
W.P. CONSUMPTION	50,061,284
W.P. BILLED AMOUNT	\$109,636.86
W.P. #CUSTOMERS	7,983
W.P. EXEMPT CONSUMPTION	2,965,765
W.P. EXEMPT BILL AMOUNT	\$6,495.03
W.P. EXEMPT CUSTOMERS	968

MONTHLY
BILLING REPORT

OCTOBER 2014	TOTAL CUSTOMERS	GOVERNMENTAL CUSTOMERS	IND/COMM CUSTOMERS	RESIDENTIAL CUSTOMERS	WATER PROTECTION
BILLED CONSUMPTION (CF)	28,070,425	577,965	5,324,547	22,167,913	26,510,828
BY METER SIZE					
5.8"	15,753,208	88,700	503,951	15,160,557	
3.4"	344,041		112,528	231,513	
1"	4,638,178	53,609	337,280	4,247,289	
1.5"	1,202,173	83,310	598,334	520,529	
2"	3,572,026	252,094	1,752,454	1,567,478	
3"	87,020	87,020	0		
4"	38,162	4,006	31,014	3,142	
6"	1,326,009	2,226	1,047,614	276,169	
8"	187,960	500	26,224	161,236	
10"	921,648	6,500	915,148		
BILLED AMOUNT	\$1,549,748.27	\$31,599.46	\$259,510.55	\$1,258,638.26	\$58,061.69
BY METER SIZE					
5.8"	\$910,228.04	\$5,070.71	\$29,655.91	\$875,501.42	
3.4"	\$18,469.12		\$5,932.74	\$12,536.38	
1"	\$261,507.71	\$2,938.75	\$18,507.76	\$240,061.20	
1.5"	\$64,516.42	\$4,515.57	\$31,920.38	\$28,080.47	
2"	\$190,560.46	\$13,974.95	\$92,763.31	\$83,822.20	
3"	\$4,006.43	\$3,959.41	\$47.02		
4"	\$2,414.00	\$349.09	\$1,786.69	\$278.22	
6"	\$52,252.09	\$266.54	\$41,066.55	\$10,919.00	
8"	\$9,980.61	\$147.74	\$2,393.50	\$7,439.37	
10"	\$35,813.39	\$376.70	\$35,436.69		
# CUSTOMERS BILLED	9,752	104	518	9,130	8,766
BY METER SIZE					
5.8"	8,058	40	310	7,708	
3.4"	44		6	38	
1"	1,334	13	65	1,256	
1.5"	88	9	38	41	
2"	148	31	49	68	
3"	4	2	2		
4"	18	4	11	3	
6"	28	3	19	6	
8"	25	1	14	10	
10"	5	1	4		

MONTHLY BILLING REPORT
SUMMARY

CONTINUOUS TOTALS - FISCAL YEAR 2015

BILLED CONSUMPTION	133,935,625
BILLED AMOUNT	\$7,298,137.51
#CUSTOMERS	36,679
W.P. CONSUMPTION	126,214,143
W.P. BILLED AMOUNT	\$276,420.30
W.P. #CUSTOMERS	32,739
W.P. EXEMPT CONSUMPTION	7,721,482
W.P. EXEMPT BILLED AMOUNT	\$16,910.05
W.P. EXEMPT CUSTOMERS	3,940

MONTHLY

BILLED CONSUMPTION	28,070,425
BILLED AMOUNT	\$1,549,748.27
#CUSTOMERS	9,752
W.P. CONSUMPTION	26,510,828
W.P. BILLED AMOUNT	\$58,061.69
W.P. #CUSTOMERS	8,766
W.P. EXEMPT CONSUMPTION	1,559,597
W.P. EXEMPT BILL AMOUNT	\$3,415.52
W.P. EXEMPT CUSTOMERS	986

MONTHLY
BILLING REPORT

NOVEMBER 2014	TOTAL CUSTOMERS	GOVERNMENTAL CUSTOMERS	IND/COMM CUSTOMERS	RESIDENTIAL CUSTOMERS	WATER PROTECTION
BILLED CONSUMPTION (CF)	20,751,413	786,870	3,004,911	16,959,632	19,312,015
BY METER SIZE					
5.8"	13,874,688	31,734	569,821	13,273,133	
3.4"	63,063		24,736	38,327	
1"	1,914,772	21,724	215,184	1,677,864	
1.5"	919,134	65,202	185,535	668,397	
2"	1,943,596	427,567	841,988	674,041	
3"	234,011	209,849	24,162		
4"	53,130	2,140	43,711	7,279	
6"	1,647,845	2,278	1,035,370	610,197	
8"	101,174	26,376	64,404	10,394	
10"					
BILLED AMOUNT	\$1,149,580.69	\$40,759.03	\$147,353.67	\$961,467.99	\$42,296.08
BY METER SIZE					
5.8"	\$802,879.56	\$1,851.98	\$32,462.30	\$768,565.28	
3.4"	\$3,443.06		\$1,320.15	\$2,122.91	
1"	\$110,183.65	\$1,209.22	\$11,777.39	\$97,197.04	
1.5"	\$49,550.40	\$3,614.00	\$10,056.93	\$35,879.47	
2"	\$100,676.59	\$22,987.55	\$45,028.12	\$32,660.92	
3"	\$10,650.15	\$9,489.44	\$1,160.71		
4"	\$3,404.96	\$279.22	\$2,478.92	\$646.82	
6"	\$63,807.31	\$151.12	\$39,990.68	\$23,665.51	
8"	\$4,985.01	\$1,176.50	\$3,078.47	\$730.04	
10"	\$0.00				
# CUSTOMERS BILLED	8,205	72	405	7,728	7,214
BY METER SIZE					
5.8"	7,211	19	251	6,941	
3.4"	16		5	11	
1"	729	9	46	674	
1.5"	79	12	26	41	
2"	110	22	42	46	
3"	6	3	3		
4"	25	4	14	7	
6"	17	2	10	5	
8"	12	1	8	3	
10"					

MONTHLY BILLING REPORT
SUMMARY

CONTINUOUS TOTALS - FISCAL YEAR 2015

BILLED CONSUMPTION	154,687,038
BILLED AMOUNT	\$8,447,718.20
#CUSTOMERS	44,884
W.P. CONSUMPTION	145,526,158
W.P. BILLED AMOUNT	\$318,716.38
W.P. #CUSTOMERS	39,953
W.P. EXEMPT CONSUMPTION	9,160,880
W.P. EXEMPT BILLED AMOUNT	\$20,062.33
W.P. EXEMPT CUSTOMERS	4,931

MONTHLY

BILLED CONSUMPTION	20,751,413
BILLED AMOUNT	\$1,149,580.69
#CUSTOMERS	8,205
W.P. CONSUMPTION	19,312,015
W.P. BILLED AMOUNT	\$42,296.08
W.P. #CUSTOMERS	7,214
W.P. EXEMPT CONSUMPTION	1,439,398
W.P. EXEMPT BILL AMOUNT	\$3,152.28
W.P. EXEMPT CUSTOMERS	991

MONTHLY
BILLING REPORT

DECEMBER 2014	TOTAL CUSTOMERS	GOVERNMENTAL CUSTOMERS	IND/COMM CUSTOMERS	RESIDENTIAL CUSTOMERS	WATER PROTECTION
BILLED CONSUMPTION (CF)	32,469,434	2,064,862	8,297,555	22,107,017	30,962,128
BY METER SIZE					
5.8"	13,043,090	113,816	963,824	11,965,450	
3.4"	471,654	232,536	115,213	123,905	
1"	6,150,020	76,862	584,575	5,488,583	
1.5"	2,415,039	160,005	1,735,776	519,258	
2"	6,940,027	703,697	3,357,371	2,878,959	
3"	219,627	6,527	47,100	166,000	
4"	1,204,826	732,467	456,706	15,653	
6"	1,230,536	5,211	1,002,980	222,345	
8"	781,534	33,741	20,929	726,864	
10"	13,081		13,081	0	
BILLED AMOUNT	\$1,773,882.03	\$105,848.80	\$432,446.53	\$1,235,586.70	\$67,809.99
BY METER SIZE					
5.8"	\$753,700.88	\$6,349.28	\$54,589.35	\$692,762.25	
3.4"	\$25,655.79	\$12,227.70	\$6,302.83	\$7,125.26	
1"	\$343,815.92	\$4,160.47	\$31,679.91	\$307,975.54	
1.5"	\$128,554.06	\$8,762.71	\$92,218.67	\$27,572.68	
2"	\$370,332.91	\$37,942.26	\$178,904.92	\$153,485.73	
3"	\$10,006.33	\$324.35	\$2,155.22	\$7,526.76	
4"	\$56,193.13	\$33,518.99	\$21,757.88	\$916.26	
6"	\$51,119.51	\$760.85	\$41,417.49	\$8,941.17	
8"	\$32,846.39	\$1,802.19	\$1,891.81	\$29,152.39	
10"	\$1,657.11		\$1,528.45	\$128.66	
# CUSTOMERS BILLED	8,946	159	831	7,956	7,978
BY METER SIZE					
5.8"	6,682	37	390	6,255	
3.4"	93	5	29	59	
1"	1,569	18	97	1,454	
1.5"	180	26	93	61	
2"	266	43	123	100	
3"	6	1	2	3	
4"	53	17	31	5	
6"	60	8	45	7	
8"	28	4	13	11	
10"	9		8	1	

MONTHLY BILLING REPORT
SUMMARY

CONTINUOUS TOTALS - FISCAL YEAR 2015

BILLED CONSUMPTION	187,156,472
BILLED AMOUNT	\$10,221,600.23
#CUSTOMERS	53,830
W.P. CONSUMPTION	176,488,286
W.P. BILLED AMOUNT	\$386,526.37
W.P. #CUSTOMERS	47,931
W.P. EXEMPT CONSUMPTION	10,668,186
W.P. EXEMPT BILLED AMOUNT	\$23,363.33
W.P. EXEMPT CUSTOMERS	5,899

MONTHLY

BILLED CONSUMPTION	32,469,434
BILLED AMOUNT	\$1,773,882.03
#CUSTOMERS	8,946
W.P. CONSUMPTION	30,962,128
W.P. BILLED AMOUNT	\$67,809.99
W.P. #CUSTOMERS	7,978
W.P. EXEMPT CONSUMPTION	1,507,306
W.P. EXEMPT BILL AMOUNT	\$3,301.00
W.P. EXEMPT CUSTOMERS	968

MONTHLY
BILLING REPORT

JANUARY 2015	TOTAL CUSTOMERS	GOVERNMENTAL CUSTOMERS	IND/COMM CUSTOMERS	RESIDENTIAL CUSTOMERS	WATER PROTECTION
BILLED CONSUMPTION (CF)	19,455,483	480,838	4,079,212	14,895,433	18,503,507
BY METER SIZE					
5.8"	11,019,291	54,028	450,392	10,514,871	
3.4"	216,256		51,675	164,581	
1"	2,522,531	50,984	244,720	2,226,827	
1.5"	978,634	71,744	481,851	425,039	
2"	2,885,532	221,877	1,280,717	1,382,938	
3"	75,880	55,880	20,000		
4"	28,539	9,005	17,856	1,678	
6"	1,054,421	820	935,767	117,834	
8"	66,411	0	4,746	61,665	
10"	607,988	16,500	591,488		
BILLED AMOUNT	\$1,107,278.78	\$26,497.59	\$200,557.82	\$880,223.37	\$40,526.02
BY METER SIZE					
5.8"	\$661,444.98	\$3,238.76	\$26,800.86	\$631,405.36	
3.4"	\$11,755.29		\$2,735.53	\$9,019.76	
1"	\$150,166.87	\$2,643.21	\$13,644.65	\$133,879.01	
1.5"	\$52,929.29	\$4,065.51	\$25,800.36	\$23,063.42	
2"	\$154,416.54	\$12,311.83	\$67,978.26	\$74,126.45	
3"	\$3,507.81	\$2,565.59	\$942.22		
4"	\$1,983.27	\$572.84	\$1,197.74	\$212.69	
6"	\$41,888.30	\$212.89	\$36,798.46	\$4,876.95	
8"	\$5,342.30	\$128.66	\$1,573.91	\$3,639.73	
10"	\$23,844.13	\$758.30	\$23,085.83		
# CUSTOMERS BILLED	9,740	100	514	9,126	8,756
BY METER SIZE					
5.8"	8,051	39	306	7,706	
3.4"	44		6	38	
1"	1,332	13	65	1,254	
1.5"	88	9	38	41	
2"	145	28	49	68	
3"	4	2	2		
4"	18	4	11	3	
6"	28	3	19	6	
8"	25	1	14	10	
10"	5	1	4		

MONTHLY BILLING REPORT
SUMMARY

CONTINUOUS TOTALS - FISCAL YEAR 2015

BILLED CONSUMPTION	206,611,955
BILLED AMOUNT	\$11,328,879.01
#CUSTOMERS	63,570
W.P. CONSUMPTION	194,991,793
W.P. BILLED AMOUNT	\$427,052.39
W.P. #CUSTOMERS	56,687
W.P. EXEMPT CONSUMPTION	11,620,162
W.P. EXEMPT BILLED AMOUNT	\$25,448.15
W.P. EXEMPT CUSTOMERS	6,883

MONTHLY

BILLED CONSUMPTION	19,455,483
BILLED AMOUNT	\$1,107,278.78
#CUSTOMERS	9,740
W.P. CONSUMPTION	18,503,507
W.P. BILLED AMOUNT	\$40,526.02
W.P. #CUSTOMERS	8,756
W.P. EXEMPT CONSUMPTION	951,976
W.P. EXEMPT BILL AMOUNT	\$2,084.83
W.P. EXEMPT CUSTOMERS	984

MONTHLY
BILLING REPORT

FEBRUARY 2015	TOTAL CUSTOMERS	GOVERNMENTAL CUSTOMERS	IND/COMM CUSTOMERS	RESIDENTIAL CUSTOMERS	WATER PROTECTION
BILLED CONSUMPTION (CF)	17,458,262	449,309	2,464,107	14,544,846	16,321,043
BY METER SIZE					
5.8"	12,210,573	57,479	542,766	11,610,328	
3.4"	56,660		17,802	38,858	
1"	1,434,488	15,516	154,655	1,264,317	
1.5"	770,823	26,077	154,234	590,512	
2"	1,696,760	333,608	773,580	589,572	
3"	43,222	13,643	29,579		
4"	25,434	1,034	24,050	350	
6"	1,201,333	609	750,116	450,608	
8"	18,969	1,343	17,325	301	
10"	0				
BILLED AMOUNT	\$989,081.45	\$24,942.66	\$123,832.85	\$840,305.94	\$35,745.60
BY METER SIZE					
5.8"	\$715,436.80	\$3,204.63	\$31,030.48	\$681,201.69	
3.4"	\$3,106.66		\$955.83	\$2,150.83	
1"	\$84,963.08	\$883.07	\$8,610.79	\$75,469.22	
1.5"	\$41,738.35	\$1,558.36	\$8,412.38	\$31,767.61	
2"	\$90,898.44	\$18,050.94	\$41,433.95	\$31,413.55	
3"	\$2,110.45	\$707.27	\$1,403.18		
4"	\$2,211.17	\$229.72	\$1,598.90	\$382.55	
6"	\$46,809.75	\$128.76	\$29,105.39	\$17,575.60	
8"	\$1,806.75	\$179.91	\$1,281.95	\$344.89	
10"	\$0.00				
# CUSTOMERS BILLED	8,206	72	407	7,727	7,222
BY METER SIZE					
5.8"	7,209	19	250	6,940	
3.4"	16		5	11	
1"	731	9	47	675	
1.5"	78	12	26	40	
2"	111	22	44	45	
3"	6	3	3		
4"	26	4	14	8	
6"	17	2	10	5	
8"	12	1	8	3	
10"					

MONTHLY BILLING REPORT
SUMMARY

CONTINUOUS TOTALS - FISCAL YEAR 2015

BILLED CONSUMPTION	224,070,217
BILLED AMOUNT	\$12,317,960.46
#CUSTOMERS	71,776
W.P. CONSUMPTION	211,312,836
W.P. BILLED AMOUNT	\$462,797.99
W.P. #CUSTOMERS	63,909
W.P. EXEMPT CONSUMPTION	12,757,381
W.P. EXEMPT BILLED AMOUNT	\$27,938.66
W.P. EXEMPT CUSTOMERS	7,867

MONTHLY

BILLED CONSUMPTION	17,458,262
BILLED AMOUNT	\$989,081.45
#CUSTOMERS	8,206
W.P. CONSUMPTION	16,321,043
W.P. BILLED AMOUNT	\$35,745.60
W.P. #CUSTOMERS	7,222
W.P. EXEMPT CONSUMPTION	1,137,219
W.P. EXEMPT BILL AMOUNT	\$2,490.51
W.P. EXEMPT CUSTOMERS	984

MONTHLY
BILLING REPORT

MARCH 2015	TOTAL CUSTOMERS	GOVERNMENTAL CUSTOMERS	IND/COMM CUSTOMERS	RESIDENTIAL CUSTOMERS	WATER PROTECTION
BILLED CONSUMPTION (CF)	30,390,467	1,578,365	7,587,003	21,225,099	28,886,288
BY METER SIZE					
5.8"	12,837,941	85,414	882,162	11,870,365	
3.4"	443,548	226,259	104,027	113,262	
1"	5,233,361	60,896	528,322	4,644,143	
1.5"	1,918,128	167,583	1,300,123	450,422	
2"	6,831,355	420,876	3,357,237	3,053,242	
3"	137,546	5,696	55,850	76,000	
4"	867,312	556,505	304,454	6,353	
6"	1,159,220	8,704	1,014,995	135,521	
8"	909,203	20,385	13,027	875,791	
10"	52,853	26,047	26,806	0	
BILLED AMOUNT	\$1,666,360.24	\$81,430.89	\$396,034.38	\$1,188,894.97	\$63,262.53
BY METER SIZE					
5.8"	\$742,978.39	\$4,857.00	\$50,283.08	\$687,838.31	
3.4"	\$24,179.05	\$11,897.91	\$5,715.10	\$6,566.04	
1"	\$295,669.11	\$3,321.61	\$28,724.39	\$263,623.11	
1.5"	\$102,124.80	\$9,160.83	\$69,329.47	\$23,634.50	
2"	\$364,623.33	\$23,082.84	\$178,897.91	\$162,642.58	
3"	\$6,332.38	\$287.15	\$2,546.87	\$3,498.36	
4"	\$41,085.97	\$25,642.91	\$14,943.06	\$500.00	
6"	\$48,474.16	\$894.15	\$41,952.05	\$5,627.96	
8"	\$37,589.59	\$1,163.88	\$1,590.26	\$34,835.45	
10"	\$3,303.46	\$1,122.61	\$2,052.19	\$128.66	
# CUSTOMERS BILLED	8,954	159	830	7,965	7,990
BY METER SIZE					
5.8"	6,686	37	387	6,262	
3.4"	93	5	29	59	
1"	1,571	18	97	1,456	
1.5"	181	26	94	61	
2"	266	43	123	100	
3"	6	1	2	3	
4"	53	17	31	5	
6"	61	8	46	7	
8"	27	3	13	11	
10"	10	1	8	1	

MONTHLY BILLING REPORT
SUMMARY

CONTINUOUS TOTALS - FISCAL YEAR 2015

BILLED CONSUMPTION	254,460,684
BILLED AMOUNT	\$13,984,320.70
#CUSTOMERS	80,730
W.P. CONSUMPTION	240,199,124
W.P. BILLED AMOUNT	\$526,060.52
W.P. #CUSTOMERS	71,899
W.P. EXEMPT CONSUMPTION	14,261,560
W.P. EXEMPT BILLED AMOUNT	\$31,232.82
W.P. EXEMPT CUSTOMERS	8,831

MONTHLY

BILLED CONSUMPTION	30,390,467
BILLED AMOUNT	\$1,666,360.24
#CUSTOMERS	8,954
W.P. CONSUMPTION	28,886,288
W.P. BILLED AMOUNT	\$63,262.53
W.P. #CUSTOMERS	7,990
W.P. EXEMPT CONSUMPTION	1,504,179
W.P. EXEMPT BILL AMOUNT	\$3,294.15
W.P. EXEMPT CUSTOMERS	964

MONTHLY
BILLING REPORT

APRIL 2015	TOTAL CUSTOMERS	GOVERNMENTAL CUSTOMERS	IND/COMM CUSTOMERS	RESIDENTIAL CUSTOMERS	WATER PROTECTION
BILLED CONSUMPTION (CF)	21,050,915	602,648	4,245,573	16,202,694	20,069,225
BY METER SIZE					
5.8"	11,838,189	61,744	522,299	11,254,146	
3.4"	245,726		49,782	195,944	
1"	2,539,392	43,314	280,311	2,215,767	
1.5"	1,200,841	91,787	565,784	543,270	
2"	3,061,607	311,946	1,181,565	1,568,096	
3"	84,610	61,780	22,830		
4"	62,684	7,003	53,879	1,802	
6"	1,289,503	11,571	982,288	295,644	
8"	133,049	3	5,021	128,025	
10"	595,314	13,500	581,814		
BILLED AMOUNT	\$1,186,873.05	\$32,863.76	\$208,563.79	\$945,445.50	\$43,955.16
BY METER SIZE					
5.8"	\$704,541.04	3623.60	30568.58	670348.86	
3.4"	\$151,210.35		2636.06	10667.55	
1"	\$151,210.35	2397.85	15487.45	133325.05	
1.5"	\$163,728.14	4960.95	30210.20	29275.25	
2"	\$163,728.14	17044.06	62779.08	83905.00	
3"	\$3,898.56	2829.67	1068.89		
4"	\$3,511.58	483.23	2810.12	218.23	
6"	\$50,859.05	623.15	38573.71	11662.19	
8"	\$8,013.84	257.43	1713.04	6043.37	
10"	\$23,360.48	643.82	22716.66		
# CUSTOMERS BILLED	9,753	100	513	9,140	8,782
BY METER SIZE					
5.8"	8,059	37	304	7718	
3.4"	45		7	38	
1"	1,332	13	63	1256	
1.5"	88	9	38	41	
2"	148	29	50	69	
3"	4	2	2		
4"	18	4	11	3	
6"	28	3	19	6	
8"	26	2	15	9	
10"	5	1	4		

MONTHLY BILLING REPORT
SUMMARY

CONTINUOUS TOTALS - FISCAL YEAR 2015		MONTHLY	
BILLED CONSUMPTION	275,511,599	BILLED CONSUMPTION	21,050,915
BILLED AMOUNT	\$15,171,193.75	BILLED AMOUNT	\$1,186,873.05
#CUSTOMERS	90,483	#CUSTOMERS	9,753
W.P. CONSUMPTION	260,268,349	W.P. CONSUMPTION	20,069,225
W.P. BILLED AMOUNT	\$570,015.68	W.P. BILLED AMOUNT	\$43,955.16
W.P. #CUSTOMERS	80,681	W.P. #CUSTOMERS	8,782
W.P. EXEMPT CONSUMPTION	15,243,250	W.P. EXEMPT CONSUMPTION	981,690
W.P. EXEMPT BILLED AMOUNT	\$33,382.72	W.P. EXEMPT BILL AMOUNT	\$2,149.90
W.P. EXEMPT CUSTOMERS	9,802	W.P. EXEMPT CUSTOMERS	971

MONTHLY
BILLING REPORT

MAY 2015	TOTAL CUSTOMERS	GOVERNMENTAL CUSTOMERS	IND/COMM CUSTOMERS	RESIDENTIAL CUSTOMERS	WATER PROTECTION
BILLED CONSUMPTION (CF)	18,526,271	484,958	2,860,919	15,180,394	17,340,688
BY METER SIZE					
5.8"	12,624,812	31,995	645,105	11,947,712	
3.4"	69,591		22,620	46,971	
1"	1,480,041	21,233	179,500	1,279,308	
1.5"	839,038	18,481	175,101	645,456	
2"	2,043,168	394,642	851,819	796,707	
3"	65,017	11,181	53,836		
4"	40,343	2,085	37,936	322	
6"	1,350,816	3,979	882,964	463,873	
8"	13,445	1,362	12,038	45	
10"	0				
BILLED AMOUNT	\$1,043,127.86	\$26,783.25	\$142,596.03	\$873,748.58	\$37,978.63
BY METER SIZE					
5.8"	\$737,211.34	\$1,865.68	\$36,427.95	\$698,917.71	
3.4"	\$3,786.05		\$1,208.97	\$2,577.08	
1"	\$87,414.05	\$1,183.43	\$9,916.16	\$76,314.46	
1.5"	\$45,342.15	\$1,139.49	\$9,508.72	\$34,693.94	
2"	\$109,299.83	\$21,282.84	\$45,569.80	\$42,447.19	
3"	\$3,085.98	\$597.06	\$2,488.92		
4"	\$2,878.49	\$276.76	\$2,220.44	\$381.29	
6"	\$52,514.02	\$257.36	\$34,174.87	\$18,081.79	
8"	\$1,595.95	\$180.63	\$1,080.20	\$335.12	
10"	\$0.00				
# CUSTOMERS BILLED	8,216	72	408	7,736	7,243
BY METER SIZE					
5.8"	7,209	19	251	6,939	
3.4"	17		6	11	
1"	735	9	47	679	
1.5"	79	11	26	42	
2"	115	23	43	49	
3"	6	3	3		
4"	26	4	14	8	
6"	17	2	10	5	
8"	12	1	8	3	
10"					

MONTHLY BILLING REPORT
SUMMARY

CONTINUOUS TOTALS - FISCAL YEAR 2015

BILLED CONSUMPTION	294,037,870
BILLED AMOUNT	\$16,214,321.61
#CUSTOMERS	98,699
W.P. CONSUMPTION	277,609,037
W.P. BILLED AMOUNT	\$607,994.31
W.P. #CUSTOMERS	87,924
W.P. EXEMPT CONSUMPTION	16,428,833
W.P. EXEMPT BILLED AMOUNT	\$35,979.14
W.P. EXEMPT CUSTOMERS	10,775

MONTHLY

BILLED CONSUMPTION	18,526,271
BILLED AMOUNT	\$1,043,127.86
#CUSTOMERS	8,216
W.P. CONSUMPTION	17,340,688
W.P. BILLED AMOUNT	\$37,978.63
W.P. #CUSTOMERS	7,243
W.P. EXEMPT CONSUMPTION	1,185,583
W.P. EXEMPT BILL AMOUNT	\$2,596.43
W.P. EXEMPT CUSTOMERS	973

MONTHLY
BILLING REPORT

JUNE 2015	TOTAL CUSTOMERS	GOVERNMENTAL CUSTOMERS	IND/COMM CUSTOMERS	RESIDENTIAL CUSTOMERS	WATER PROTECTION
BILLED CONSUMPTION (CF)	28,787,649	1,911,492	7,917,844	18,958,313	27,495,925
BY METER SIZE					
5.8"	12,460,585	99,886	1,035,880	11,324,819	
3.4"	477,935	244,208	127,080	106,647	
1"	4,454,360	75,758	631,077	3,747,525	
1.5"	2,012,644	155,316	1,543,716	313,612	
2"	5,952,315	529,665	2,946,414	2,476,236	
3"	91,892	6,892	0	85,000	
4"	1,080,122	758,324	307,713	14,085	
6"	1,559,937	23,560	1,300,221	236,156	
8"	689,390	17,744	17,413	654,233	
10"	8,469	139	8,330	0	
BILLED AMOUNT	\$1,580,207.32	\$97,509.66	\$409,965.82	\$1,072,731.84	\$60,219.34
BY METER SIZE					
5.8"	\$723,234.33	\$5,596.83	\$58,369.65	\$659,267.85	
3.4"	\$25,985.79	\$12,840.94	\$6,916.07	\$6,228.78	
1"	\$254,819.55	\$4,102.45	\$34,136.77	\$216,580.33	
1.5"	\$108,272.67	\$8,516.35	\$82,127.85	\$17,628.47	
2"	\$318,463.74	\$28,823.81	\$157,338.45	\$132,301.48	
3"	\$4,288.91	\$340.69	\$47.02	\$3,901.20	
4"	\$50,565.53	\$34,630.49	\$15,088.95	\$846.09	
6"	\$63,765.52	\$1,461.05	\$52,836.28	\$9,468.19	
8"	\$29,201.50	\$1,063.09	\$1,757.62	\$26,380.79	
10"	\$1,609.78	\$133.96	\$1,347.16	\$128.66	
# CUSTOMERS BILLED	8,961	157	832	7,972	8,004
BY METER SIZE					
5.8"	6,690	35	387	6,268	
3.4"	94	5	29	60	
1"	1,572	18	98	1,456	
1.5"	182	26	94	62	
2"	267	44	124	99	
3"	6	1	2	3	
4"	52	16	31	5	
6"	61	8	46	7	
8"	27	3	13	11	
10"	10	1	8	1	

MONTHLY BILLING REPORT
SUMMARY

CONTINUOUS TOTALS - FISCAL YEAR 2015

BILLED CONSUMPTION	322,825,519
BILLED AMOUNT	\$17,794,528.93
#CUSTOMERS	107,660
W.P. CONSUMPTION	305,104,962
W.P. BILLED AMOUNT	\$668,213.65
W.P. #CUSTOMERS	95,928
W.P. EXEMPT CONSUMPTION	17,720,557
W.P. EXEMPT BILLED AMOUNT	\$38,808.02
W.P. EXEMPT CUSTOMERS	11,732

MONTHLY

BILLED CONSUMPTION	28,787,649
BILLED AMOUNT	\$1,580,207.32
#CUSTOMERS	8,961
W.P. CONSUMPTION	27,495,925
W.P. BILLED AMOUNT	\$60,219.34
W.P. #CUSTOMERS	8,004
W.P. EXEMPT CONSUMPTION	1,291,724
W.P. EXEMPT BILL AMOUNT	\$2,828.88
W.P. EXEMPT CUSTOMERS	957

MONTHLY
BILLING REPORT

JULY 2015	TOTAL CUSTOMERS	GOVERNMENTAL CUSTOMERS	IND/COMM CUSTOMERS	RESIDENTIAL CUSTOMERS	WATER PROTECTION
BILLED CONSUMPTION (CF)	29,751,128	846,254	5,494,419	23,410,455	28,234,022
BY METER SIZE					
5.8"	16,742,589	66,428	577,943	16,098,218	
3.4"	320,131		67,303	252,828	
1"	4,316,866	59,921	295,428	3,961,517	
1.5"	1,575,218	104,148	814,935	656,135	
2"	3,894,544	518,742	1,589,948	1,785,854	
3"	77,880	74,850	3,030		
4"	94,030	8,005	83,573	2,452	
6"	1,687,619	1,151	1,332,898	353,570	
8"	311,821	9	11,931	299,881	
10"	730,430	13,000	717,430		
BILLED AMOUNT	\$1,633,856.90	\$45,710.36	\$267,020.27	\$1,321,126.27	\$61,836.22
BY METER SIZE					
5.8"	\$962,495.82	\$3,869.75	\$33,502.43	\$925,123.64	
3.4"	\$17,212.88		\$3,556.62	\$13,656.26	
1"	\$244,625.96	\$3,270.39	\$16,281.71	\$225,073.86	
1.5"	\$84,116.20	\$5,610.40	\$43,300.62	\$35,205.18	
2"	\$207,490.64	\$27,909.13	\$84,235.52	\$95,345.99	
3"	\$3,597.32	\$3,414.68	\$182.64		
4"	\$4,914.63	\$528.08	\$4,139.22	\$247.33	
6"	\$66,051.14	\$225.53	\$51,952.99	\$13,872.62	
8"	\$14,835.80	\$257.66	\$1,976.75	\$12,601.39	
10"	\$28,516.51	\$624.74	\$27,891.77		
# CUSTOMERS BILLED	9,771	100	514	9157	8,808
BY METER SIZE					
5.8"	8,075	37	305	7,733	
3.4"	45		7	38	
1"	1,334	13	63	1,258	
1.5"	88	9	38	41	
2"	148	29	50	69	
3"	4	2	2		
4"	18	4	11	3	
6"	28	3	19	6	
8"	26	2	15	9	
10"	5	1	4		

MONTHLY BILLING REPORT
SUMMARY

CONTINUOUS TOTALS - FISCAL YEAR 2016

BILLED CONSUMPTION	29,751,128
BILLED AMOUNT	\$1,633,856.90
#CUSTOMERS	9,771
W.P. CONSUMPTION	28,234,022
W.P. BILLED AMOUNT	\$61,836.22
W.P. #CUSTOMERS	8,808
W.P. EXEMPT CONSUMPTION	1,517,106
W.P. EXEMPT BILLED AMOUNT	\$1,572,020.68
W.P. EXEMPT CUSTOMERS	963

MONTHLY

BILLED CONSUMPTION	29,751,128
BILLED AMOUNT	\$1,633,856.90
#CUSTOMERS	9,771
W.P. CONSUMPTION	28,234,022
W.P. BILLED AMOUNT	\$61,836.22
W.P. #CUSTOMERS	8,808
W.P. EXEMPT CONSUMPTION	1,517,106
W.P. EXEMPT BILL AMOUNT	\$1,572,020.68
W.P. EXEMPT CUSTOMERS	963

MONTHLY
BILLING REPORT

AUGUST 2015	TOTAL CUSTOMERS	GOVERNMENTAL CUSTOMERS	IND/COMM CUSTOMERS	RESIDENTIAL CUSTOMERS	WATER PROTECTION
BILLED CONSUMPTION (CF)	25,776,625	1,012,519	3,154,755	21,609,351	23,971,783
BY METER SIZE					
5.8"	17,316,247	37,032	615,681	16,663,534	
3.4"	72,260		33,123	39,137	
1"	2,511,343	35,298	240,171	2,235,874	
1.5"	1,043,330	57,446	206,948	778,936	
2"	2,586,204	477,925	937,471	1,170,808	
3"	413,417	356,991	48,728	7,698	
4"	786,131	3,160	69,778	713,193	
6"	951,150	869	950,110	171	
8"	96,543	43,798	52,745		
10"	0				
BILLED AMOUNT	\$1,416,091.29	\$51,250.67	\$156,288.89	\$1,208,551.73	\$52,500.70
BY METER SIZE					
5.8"	\$983,761.17	\$2,130.37	\$34,882.06	\$946,748.74	
3.4"	\$3,926.28		\$1,760.80	\$2,165.48	
1"	\$141,639.40	\$1,935.97	\$13,117.36	\$126,586.07	
1.5"	\$56,075.70	\$3,186.72	\$11,181.99	\$41,706.99	
2"	\$138,425.73	\$25,658.54	\$50,069.96	\$62,697.23	
3"	\$19,047.25	\$16,075.52	\$2,260.29	\$711.44	
4"	\$31,566.41	\$324.88	\$3,645.68	\$27,595.85	
6"	\$37,215.77	\$138.68	\$36,737.16	\$339.93	
8"	\$4,433.58	\$1,799.99	\$2,633.59		
10"	\$0.00				
# CUSTOMERS BILLED	8,226	73	409	7,744	7,256
BY METER SIZE					
5.8"	7,215	19	251	6,945	
3.4"	17		6	11	
1"	738	10	48	680	
1.5"	79	11	26	42	
2"	116	23	43	50	
3"	14	3	3	8	
4"	23	4	14	5	
6"	15	2	10	3	
8"	9	1	8		
10"	0				

MONTHLY BILLING REPORT
SUMMARY

CONTINUOUS TOTALS - FISCAL YEAR 2016

BILLED CONSUMPTION	55,527,753
BILLED AMOUNT	\$3,049,948.19
#CUSTOMERS	17,997
W.P. CONSUMPTION	52,205,805
W.P. BILLED AMOUNT	\$114,336.92
W.P. #CUSTOMERS	16,064
W.P. EXEMPT CONSUMPTION	3,321,948
W.P. EXEMPT BILLED AMOUNT	\$1,575,973.28
W.P. EXEMPT CUSTOMERS	1,933

MONTHLY

BILLED CONSUMPTION	25,776,625
BILLED AMOUNT	\$1,416,091.29
#CUSTOMERS	8,226
W.P. CONSUMPTION	23,971,783
W.P. BILLED AMOUNT	\$52,500.70
W.P. #CUSTOMERS	7,256
W.P. EXEMPT CONSUMPTION	1,804,842
W.P. EXEMPT BILL AMOUNT	\$3,952.60
W.P. EXEMPT CUSTOMERS	970

MONTHLY
BILLING REPORT

SEPTEMBER 2015	TOTAL CUSTOMERS	GOVERNMENTAL CUSTOMERS	IND/COMM CUSTOMERS	RESIDENTIAL CUSTOMERS	WATER PROTECTION
BILLED CONSUMPTION (CF)	58,991,274	3,232,819	12,882,483	42,875,972	55,968,106
BY METER SIZE					
5.8"	24,550,472	141,801	1,409,745	22,998,926	
3.4"	641,010	276,331	161,399	203,280	
1"	13,223,327	140,279	940,216	12,142,832	
1.5"	3,713,764	223,845	2,605,924	883,995	
2"	10,703,897	1,248,722	5,086,114	4,369,061	
3"	294,000		0	294,000	
4"	543,535	82,743	432,922	27,870	
6"	2,683,411	32,331	2,149,081	501,999	
8"	1,531,706	18,040	59,662	1,454,004	
10"	1,106,152	1,068,727	37,420	5	
BILLED AMOUNT	\$3,132,028.54	\$164,102.41	\$656,667.07	\$2,311,259.06	\$122,572.38
BY METER SIZE					
5.8"	\$1,358,611.87	\$7,788.75	\$78,012.51	\$1,272,810.61	
3.4"	\$34,553.75	\$14,528.70	\$8,708.94	\$11,316.11	
1"	\$715,708.16	\$7,492.37	\$50,378.88	\$657,836.91	
1.5"	\$196,605.00	\$12,484.64	\$137,936.25	\$46,184.11	
2"	\$569,496.62	\$67,987.81	\$269,758.29	\$231,750.52	
3"	\$13,498.01	\$194.95	\$47.02	\$13,256.04	
4"	\$73,846.19	\$51,689.82	\$20,693.28	\$1,463.09	
6"	\$105,725.89	\$808.29	\$85,304.83	\$19,612.77	
8"	\$61,076.87	\$806.97	\$3,369.85	\$56,900.05	
10"	\$2,906.18	\$320.11	\$2,457.22	\$128.85	
# CUSTOMERS BILLED	8,959	155	833	7,971	8,015
BY METER SIZE					
5.8"	6,688	34	388	6,266	
3.4"	94	5	28	61	
1"	1,572	18	98	1,456	
1.5"	182	26	94	62	
2"	267	44	124	99	
3"	6	1	2	3	
4"	52	16	31	5	
6"	62	8	47	7	
8"	26	2	13	11	
10"	10	1	8	1	

MONTHLY BILLING REPORT
SUMMARY

CONTINUOUS TOTALS - FISCAL YEAR 2016

BILLED CONSUMPTION	114,519,027
BILLED AMOUNT	\$6,181,976.73
#CUSTOMERS	26,956
W.P. CONSUMPTION	108,173,911
W.P. BILLED AMOUNT	\$236,909.30
W.P. #CUSTOMERS	24,079
W.P. EXEMPT CONSUMPTION	6,345,116
W.P. EXEMPT BILLED AMOUNT	\$1,582,594.02
W.P. EXEMPT CUSTOMERS	2,877

MONTHLY

BILLED CONSUMPTION	58,991,274
BILLED AMOUNT	\$3,132,028.54
#CUSTOMERS	8,959
W.P. CONSUMPTION	55,968,106
W.P. BILLED AMOUNT	\$122,572.38
W.P. #CUSTOMERS	8,015
W.P. EXEMPT CONSUMPTION	3,023,168
W.P. EXEMPT BILL AMOUNT	\$6,620.74
W.P. EXEMPT CUSTOMERS	944

MONTHLY
BILLING REPORT

OCTOBER 2015	TOTAL CUSTOMERS	GOVERNMENTAL CUSTOMERS	IND/COMM CUSTOMERS	RESIDENTIAL CUSTOMERS	WATER PROTECTION
BILLED CONSUMPTION (CF)	32,823,207	916,617	5,597,958	26,308,632	31,073,103
BY METER SIZE					
5.8"	18,254,154	70,626	587,578	17,595,950	
3.4"	347,659		60,541	287,118	
1"	5,581,335	51,081	338,843	5,191,411	
1.5"	1,502,580	89,205	717,591	695,784	
2"	4,386,664	594,412	1,955,846	1,836,406	
3"	102,640	92,640	10,000		
4"	33,300	7,004	23,206	3,090	
6"	1,382,275	2,312	978,597	401,366	
8"	311,458	337	13,614	297,507	
10"	921,142	9,000	912,142		
BILLED AMOUNT	\$1,797,319.20	\$49,287.54	\$275,177.97	\$1,472,853.69	\$68,053.62
BY METER SIZE					
5.8"	\$1,041,943.67	\$4,090.32	\$33,977.81	\$1,003,875.54	
3.4"	\$18,659.18		\$3,201.34	\$15,457.84	
1"	\$311,101.87	\$2,805.93	\$18,549.18	\$289,746.76	
1.5"	\$80,299.77	\$4,825.29	\$38,186.14	\$37,288.34	
2"	\$233,321.45	\$31,859.65	\$103,459.81	\$98,001.99	
3"	\$4,705.58	\$4,210.96	\$494.62		
4"	\$2,196.37	\$483.28	\$1,437.20	\$275.89	
6"	\$54,475.30	\$269.83	\$38,508.95	\$15,696.52	
8"	\$14,821.94	\$270.18	\$2,040.95	\$12,510.81	
10"	\$35,794.07	\$472.10	\$35,321.97		
# CUSTOMERS BILLED	9,779	99	512	9,168	8,824
BY METER SIZE					
5.8"	8,079	37	302	7,740	
3.4"	45		7	38	
1"	1,337	13	62	1,262	
1.5"	89	9	39	41	
2"	147	28	50	69	
3"	4	2	2		
4"	18	4	11	3	
6"	29	3	20	6	
8"	26	2	15	9	
10"	5	1	4		

MONTHLY BILLING REPORT
SUMMARY

CONTINUOUS TOTALS - FISCAL YEAR 2016

BILLED CONSUMPTION	147,342,234
BILLED AMOUNT	\$7,979,295.93
#CUSTOMERS	36,735
W.P. CONSUMPTION	139,247,014
W.P. BILLED AMOUNT	\$304,962.92
W.P. #CUSTOMERS	32,903
W.P. EXEMPT CONSUMPTION	8,095,220
W.P. EXEMPT BILLED AMOUNT	\$17,728.53
W.P. EXEMPT CUSTOMERS	3,832

MONTHLY

BILLED CONSUMPTION	32,823,207
BILLED AMOUNT	\$1,797,319.20
#CUSTOMERS	9,779
W.P. CONSUMPTION	31,073,103
W.P. BILLED AMOUNT	\$68,053.62
W.P. #CUSTOMERS	8,824
W.P. EXEMPT CONSUMPTION	1,750,104
W.P. EXEMPT BILL AMOUNT	\$3,832.73
W.P. EXEMPT CUSTOMERS	955

MONTHLY
BILLING REPORT

NOVEMBER 2015	TOTAL CUSTOMERS	GOVERNMENTAL CUSTOMERS	IND/COMM CUSTOMERS	RESIDENTIAL CUSTOMERS	WATER PROTECTION
BILLED CONSUMPTION (CF)	24,546,056	965,233	3,120,734	20,460,089	22,794,251
BY METER SIZE					
5.8"	16,855,798	44,073	616,521	16,195,204	
3.4"	71,780		28,200	43,580	
1"	2,241,062	46,289	255,331	1,939,442	
1.5"	1,085,096	43,614	184,194	857,288	
2"	2,357,340	535,494	1,092,953	728,893	
3"	288,475	261,744	26,731		
4"	40,032	2,420	32,096	5,516	
6"	1,504,998	4,419	810,631	689,948	
8"	101,475	27,180	74,077	218	
10"					
BILLED AMOUNT	\$1,354,696.28	\$49,690.71	\$156,579.27	\$1,148,426.30	\$49,921.75
BY METER SIZE					
5.8"	\$959,620.48	\$2,490.04	\$34,864.66	\$922,265.78	
3.4"	\$3,901.04		\$1,491.88	\$2,409.16	
1"	\$127,343.81	\$2,513.46	\$13,900.29	\$110,930.06	
1.5"	\$58,250.26	\$2,459.98	\$9,986.47	\$45,803.81	
2"	\$126,275.37	\$28,683.21	\$58,238.98	\$39,353.18	
3"	\$13,087.96	\$11,812.26	\$1,275.70		
4"	\$2,864.58	\$291.76	\$1,959.04	\$613.78	
6"	\$58,397.60	\$274.15	\$31,414.64	\$26,708.81	
8"	\$4,955.18	\$1,165.85	\$3,447.61	\$341.72	
10"	\$0.00				
# CUSTOMERS BILLED	8,218	72	401	7,745	7,259
BY METER SIZE					
5.8"	7,220	18	245	6,957	
3.4"	17		5	12	
1"	731	10	47	674	
1.5"	78	11	26	41	
2"	111	23	43	45	
3"	6	3	3		
4"	26	4	14	8	
6"	17	2	10	5	
8"	12	1	8	3	
10"					

MONTHLY BILLING REPORT
SUMMARY

CONTINUOUS TOTALS - FISCAL YEAR 2016		MONTHLY	
BILLED CONSUMPTION	171,888,290	BILLED CONSUMPTION	24,546,056
BILLED AMOUNT	\$9,333,992.21	BILLED AMOUNT	\$1,354,696.28
#CUSTOMERS	44,953	#CUSTOMERS	8,218
W.P. CONSUMPTION	162,041,265	W.P. CONSUMPTION	22,794,251
W.P. BILLED AMOUNT	\$354,884.67	W.P. BILLED AMOUNT	\$49,921.75
W.P. #CUSTOMERS	40,162	W.P. #CUSTOMERS	7,259
W.P. EXEMPT CONSUMPTION	9,847,025	W.P. EXEMPT CONSUMPTION	1,751,805
W.P. EXEMPT BILLED AMOUNT	\$21,564.98	W.P. EXEMPT BILL AMOUNT	\$3,836.45
W.P. EXEMPT CUSTOMERS	4,791	W.P. EXEMPT CUSTOMERS	959

MONTHLY
BILLING REPORT

DECEMBER 2015	TOTAL CUSTOMERS	GOVERNMENTAL CUSTOMERS	IND/COMM CUSTOMERS	RESIDENTIAL CUSTOMERS	WATER PROTECTION
BILLED CONSUMPTION (CF)	32,188,350	2,059,310	7,465,848	22,663,192	30,647,053
BY METER SIZE					
5.8"	13,744,603	126,811	946,618	12,671,174	
3.4"	476,542	214,416	123,194	138,932	
1"	6,015,243	71,475	588,773	5,354,995	
1.5"	2,164,438	169,436	1,489,686	505,316	
2"	6,616,664	752,434	3,097,569	2,766,661	
3"	191,782	7,782	0	184,000	
4"	999,722	684,824	302,343	12,555	
6"	976,998	11,493	760,419	205,086	
8"	881,311	19,686	37,152	824,473	
10"	121,047	953	120,094	0	
BILLED AMOUNT	\$1,761,949.40	\$105,918.73	\$392,080.67	\$1,263,950.00	\$67,120.26
BY METER SIZE					
5.8"	\$790,624.34	\$7,001.24	\$53,638.68	\$729,984.42	
3.4"	\$25,912.56	\$11,275.68	\$6,691.36	\$7,945.52	
1"	\$336,835.16	\$3,877.43	\$31,914.08	\$301,043.65	
1.5"	\$115,525.34	\$9,258.22	\$79,249.55	\$27,017.57	
2"	\$353,343.45	\$40,528.07	\$165,254.96	\$147,560.42	
3"	\$8,759.98	\$380.52	\$47.02	\$8,332.44	
4"	\$46,920.95	\$31,294.77	\$14,848.58	\$777.60	
6"	\$41,596.64	\$1,000.57	\$32,313.50	\$8,282.57	
8"	\$36,267.91	\$1,008.54	\$2,382.22	\$32,877.15	
10"	\$6,163.07	\$293.69	\$5,740.72	\$128.66	
# CUSTOMERS BILLED	8,957	155	825	7,977	8,014
BY METER SIZE					
5.8"	6,688	34	384	6,270	
3.4"	94	5	27	62	
1"	1,573	18	98	1,457	
1.5"	180	26	92	62	
2"	266	44	123	99	
3"	6	1	2	3	
4"	51	15	31	5	
6"	62	8	47	7	
8"	25	2	12	11	
10"	12	2	9	1	

MONTHLY BILLING REPORT
SUMMARY

CONTINUOUS TOTALS - FISCAL YEAR 2016

BILLED CONSUMPTION	204,076,640
BILLED AMOUNT	\$11,095,941.61
#CUSTOMERS	53,910
W.P. CONSUMPTION	192,688,318
W.P. BILLED AMOUNT	\$422,004.93
W.P. #CUSTOMERS	48,176
W.P. EXEMPT CONSUMPTION	11,388,322
W.P. EXEMPT BILLED AMOUNT	\$24,940.43
W.P. EXEMPT CUSTOMERS	5,734

MONTHLY

BILLED CONSUMPTION	32,188,350
BILLED AMOUNT	\$1,761,949.40
#CUSTOMERS	8,957
W.P. CONSUMPTION	30,647,053
W.P. BILLED AMOUNT	\$67,120.26
W.P. #CUSTOMERS	8,014
W.P. EXEMPT CONSUMPTION	1,541,297
W.P. EXEMPT BILL AMOUNT	\$3,375.44
W.P. EXEMPT CUSTOMERS	943

MONTHLY
BILLING REPORT

JANUARY 2016	TOTAL CUSTOMERS	GOVERNMENTAL CUSTOMERS	IND/COMM CUSTOMERS	RESIDENTIAL CUSTOMERS	WATER PROTECTION
BILLED CONSUMPTION (CF)	19,849,709	559,259	3,734,026	15,556,424	18,891,108
BY METER SIZE					
5.8"	11,255,727	33,645	428,983	10,793,099	
3.4"	254,687		58,935	195,752	
1"	2,542,279	40,634	229,718	2,271,927	
1.5"	1,143,563	81,891	492,673	568,999	
2"	2,909,570	331,467	1,124,451	1,453,652	
3"	53,390	53,390	0		
4"	32,949	8,000	23,153	1,796	
6"	1,004,462	204	794,769	209,489	
8"	66,280	28	4,542	61,710	
10"	586,802	10,000	576,802		
BILLED AMOUNT	\$1,129,796.25	\$30,763.75	\$184,900.99	\$914,131.51	\$41,374.54
BY METER SIZE					
5.8"	\$674,175.86	\$2,106.30	\$25,604.23	\$646,465.33	
3.4"	\$13,774.41		\$3,116.96	\$10,657.45	
1"	\$151,457.06	\$2,257.04	\$12,815.73	\$136,384.29	
1.5"	\$61,437.02	\$4,441.01	\$26,368.95	\$30,627.06	
2"	\$155,664.62	\$18,019.36	\$59,753.15	\$77,892.11	
3"	\$2,501.16	\$2,454.14	\$47.02		
4"	\$2,226.52	\$527.86	\$1,480.69	\$217.97	
6"	\$40,057.97	\$189.39	\$31,494.07	\$8,374.51	
8"	\$5,465.96	\$258.39	\$1,694.78	\$3,512.79	
10"	\$23,035.67	\$510.26	\$22,525.41		
# CUSTOMERS BILLED	9,772	94	509	9,169	8,813
BY METER SIZE					
5.8"	8,070	33	298	7,739	
3.4"	45		7	38	
1"	1,340	13	63	1,264	
1.5"	89	9	39	41	
2"	145	27	49	69	
3"	4	2	2		
4"	19	4	12	3	
6"	29	3	20	6	
8"	26	2	15	9	
10"	5	1	4		

MONTHLY BILLING REPORT
SUMMARY

CONTINUOUS TOTALS - FISCAL YEAR 2016

BILLED CONSUMPTION	223,926,349
BILLED AMOUNT	\$12,225,737.86
#CUSTOMERS	63,682
W.P. CONSUMPTION	211,579,426
W.P. BILLED AMOUNT	\$463,379.47
W.P. #CUSTOMERS	56,989
W.P. EXEMPT CONSUMPTION	12,346,923
W.P. EXEMPT BILLED AMOUNT	\$27,039.76
W.P. EXEMPT CUSTOMERS	6,693

MONTHLY

BILLED CONSUMPTION	19,849,709
BILLED AMOUNT	\$1,129,796.25
#CUSTOMERS	9,772
W.P. CONSUMPTION	18,891,108
W.P. BILLED AMOUNT	\$41,374.54
W.P. #CUSTOMERS	8,813
W.P. EXEMPT CONSUMPTION	958,601
W.P. EXEMPT BILL AMOUNT	\$2,099.34
W.P. EXEMPT CUSTOMERS	959

MONTHLY
BILLING REPORT

FEBRUARY 2016	TOTAL CUSTOMERS	GOVERNMENTAL CUSTOMERS	IND/COMM CUSTOMERS	RESIDENTIAL CUSTOMERS	WATER PROTECTION
BILLED CONSUMPTION (CF)	16,601,476	952,691	2,408,940	13,239,845	15,553,593
BY METER SIZE					
5.8"	10,943,362	28,040	486,735	10,428,587	
3.4"	59,675		24,800	34,875	
1"	1,299,174	12,731	156,079	1,130,364	
1.5"	981,219	247,154	144,933	589,132	
2"	1,587,238	248,416	775,982	562,840	
3"	30,258	8,123	22,135		
4"	28,209	4,728	23,111	370	
6"	1,645,961	402,238	750,046	493,677	
8"	26,380	1,261	25,119	0	
10"	0				
BILLED AMOUNT	\$938,331.96	\$45,521.63	\$120,909.21	\$771,901.12	\$34,064.66
BY METER SIZE					
5.8"	\$648,846.41	\$1,647.65	\$28,045.59	\$619,153.17	
3.4"	\$3,237.94		\$1,302.99	\$1,934.95	
1"	\$77,910.55	\$750.31	\$8,688.93	\$68,471.31	
1.5"	\$52,811.61	\$13,163.49	\$7,923.71	\$31,724.41	
2"	\$85,683.49	\$13,429.33	\$41,625.40	\$30,628.76	
3"	\$1,497.97	\$427.99	\$1,069.98		
4"	\$2,349.02	\$395.07	\$1,570.52	\$383.43	
6"	\$63,852.84	\$15,531.01	\$29,102.72	\$19,219.11	
8"	\$2,142.13	\$176.78	\$1,579.37	\$385.98	
10"	\$0.00				
# CUSTOMERS BILLED	8,206	66	401	7,739	7,258
BY METER SIZE					
5.8"	7,212	18	245	6,949	
3.4"	15		4	11	
1"	734	10	47	677	
1.5"	79	12	26	41	
2"	105	16	44	45	
3"	5	2	3		
4"	26	4	14	8	
6"	18	3	10	5	
8"	12	1	8	3	
10"					

MONTHLY BILLING REPORT
SUMMARY

CONTINUOUS TOTALS - FISCAL YEAR 2016

BILLED CONSUMPTION	240,527,825
BILLED AMOUNT	\$13,164,069.82
#CUSTOMERS	71,888
W.P. CONSUMPTION	227,133,019
W.P. BILLED AMOUNT	\$497,444.13
W.P. #CUSTOMERS	64,247
W.P. EXEMPT CONSUMPTION	13,394,806
W.P. EXEMPT BILLED AMOUNT	\$29,334.63
W.P. EXEMPT CUSTOMERS	7,641

MONTHLY

BILLED CONSUMPTION	16,601,476
BILLED AMOUNT	\$938,331.96
#CUSTOMERS	8,206
W.P. CONSUMPTION	15,553,593
W.P. BILLED AMOUNT	\$34,064.66
W.P. #CUSTOMERS	7,258
W.P. EXEMPT CONSUMPTION	1,047,883
W.P. EXEMPT BILL AMOUNT	\$2,294.86
W.P. EXEMPT CUSTOMERS	948

MONTHLY
BILLING REPORT

MARCH 2016	TOTAL CUSTOMERS	GOVERNMENTAL CUSTOMERS	IND/COMM CUSTOMERS	RESIDENTIAL CUSTOMERS	WATER PROTECTION
BILLED CONSUMPTION (CF)	23,953,945	1,412,563	6,464,917	16,076,465	22,920,896
BY METER SIZE					
5.8"	10,499,583	72,297	821,172	9,606,114	
3.4"	401,927	193,115	111,230	97,582	
1"	3,295,951	57,193	528,641	2,710,117	
1.5"	1,673,019	142,961	1,239,135	290,923	
2"	5,288,855	419,660	2,522,581	2,346,614	
3"	175,710	5,460	91,250	79,000	
4"	743,238	441,976	295,016	6,246	
6"	978,789	17,615	847,723	113,451	
8"	856,689	27,304	2,967	826,418	
10"	40,184	34,982	5,202	0	
BILLED AMOUNT	\$1,333,811.13	\$73,262.61	\$340,042.15	\$920,506.37	\$50,199.22
BY METER SIZE					
5.8"	\$620,092.61	\$4,126.78	\$47,012.37	\$568,953.46	
3.4"	\$21,920.84	\$10,156.53	\$6,038.98	\$5,725.33	
1"	\$193,917.82	\$3,127.06	\$28,738.26	\$162,052.50	
1.5"	\$90,234.33	\$7,847.43	\$66,125.18	\$16,261.72	
2"	\$283,665.09	\$23,055.73	\$135,103.30	\$125,506.06	
3"	\$8,040.60	\$276.59	\$4,131.37	\$3,632.64	
4"	\$35,546.08	\$20,470.76	\$14,566.45	\$508.87	
6"	\$41,817.12	\$1,310.26	\$35,721.10	\$4,785.76	
8"	\$35,499.31	\$1,299.24	\$1,248.70	\$32,951.37	
10"	\$3,077.33	\$1,592.23	\$1,356.44	\$128.66	
# CUSTOMERS BILLED	8,961	157	829	7,975	8,020
BY METER SIZE					
5.8"	6,687	33	383	6,271	
3.4"	87	4	25	58	
1"	1,573	19	98	1,456	
1.5"	186	27	95	64	
2"	268	44	125	99	
3"	6	1	2	3	
4"	53	16	32	5	
6"	64	9	48	7	
8"	25	2	12	11	
10"	12	2	9	1	

MONTHLY BILLING REPORT
SUMMARY

CONTINUOUS TOTALS - FISCAL YEAR 2016

BILLED CONSUMPTION	264,481,770
BILLED AMOUNT	\$14,497,880.95
#CUSTOMERS	80,849
W.P. CONSUMPTION	250,053,915
W.P. BILLED AMOUNT	\$547,643.35
W.P. #CUSTOMERS	72,267
W.P. EXEMPT CONSUMPTION	14,427,855
W.P. EXEMPT BILLED AMOUNT	\$31,597.00
W.P. EXEMPT CUSTOMERS	8,582

MONTHLY

BILLED CONSUMPTION	23,953,945
BILLED AMOUNT	\$1,333,811.13
#CUSTOMERS	8,961
W.P. CONSUMPTION	22,920,896
W.P. BILLED AMOUNT	\$50,199.22
W.P. #CUSTOMERS	8,020
W.P. EXEMPT CONSUMPTION	1,033,049
W.P. EXEMPT BILL AMOUNT	\$2,262.38
W.P. EXEMPT CUSTOMERS	941

MONTHLY
BILLING REPORT

APRIL 2016	TOTAL CUSTOMERS	GOVERNMENTAL CUSTOMERS	IND/COMM CUSTOMERS	RESIDENTIAL CUSTOMERS	WATER PROTECTION
BILLED CONSUMPTION (CF)	18,888,549	455,836	3,854,909	14,577,804	18,017,457
BY METER SIZE					
5.8"	10,624,649	38,847	425,362	10,160,440	
3.4"	248,323		62,908	185,415	
1"	2,215,096	40,455	238,038	1,936,603	
1.5"	1,107,200	86,706	463,384	557,110	
2"	2,737,112	235,683	1,024,596	1,476,833	
3"	39,760	39,760	0		
4"	58,946	8,009	49,014	1,923	
6"	1,181,540	872	1,016,040	164,628	
8"	104,883	5,504	4,527	94,852	
10"	571,040		571,040		
BILLED AMOUNT	\$1,076,636.41	\$25,515.19	\$187,938.46	\$863,182.76	\$39,461.09
BY METER SIZE					
5.8"	\$641,181.43	\$2,389.84	\$25,375.13	\$613,416.46	
3.4"	\$134,371.65		\$3,335.96	\$10,100.80	
1"	\$134,371.65	\$2,247.64	\$13,252.86	\$118,871.15	
1.5"	\$146,636.69	\$4,693.98	\$24,830.11	\$30,002.42	
2"	\$146,636.69	\$12,986.86	\$54,521.66	\$79,128.17	
3"	\$1,891.08	\$1,844.06	\$47.02		
4"	\$3,403.81	\$541.92	\$2,638.23	\$223.66	
6"	\$46,815.26	\$214.88	\$39,937.77	\$6,662.61	
8"	\$7,196.35	\$596.01	\$1,822.85	\$4,777.49	
10"	\$22,176.87		\$22,176.87		
# CUSTOMERS BILLED	9,799	95	509	9,195	8,846
BY METER SIZE					
5.8"	8,093	34	297	7,762	
3.4"	45		8	37	
1"	1,343	13	63	1,267	
1.5"	89	9	39	41	
2"	146	27	49	70	
3"	4	2	2		
4"	19	4	12	3	
6"	29	3	20	6	
8"	28	3	16	9	
10"	3		3		

MONTHLY BILLING REPORT
SUMMARY

CONTINUOUS TOTALS - FISCAL YEAR 2016

BILLED CONSUMPTION	283,370,319
BILLED AMOUNT	\$15,574,517.36
#CUSTOMERS	90,648
W.P. CONSUMPTION	268,071,372
W.P. BILLED AMOUNT	\$587,104.44
W.P. #CUSTOMERS	81,113
W.P. EXEMPT CONSUMPTION	15,298,947
W.P. EXEMPT BILLED AMOUNT	\$33,504.69
W.P. EXEMPT CUSTOMERS	9,535

MONTHLY

BILLED CONSUMPTION	18,888,549
BILLED AMOUNT	\$1,076,636.41
#CUSTOMERS	9,799
W.P. CONSUMPTION	18,017,457
W.P. BILLED AMOUNT	\$39,461.09
W.P. #CUSTOMERS	8,846
W.P. EXEMPT CONSUMPTION	871,092
W.P. EXEMPT BILL AMOUNT	\$1,907.69
W.P. EXEMPT CUSTOMERS	953

4. Please provide the annual number of retail accounts (meters). Public and private fire accounts for FY11 to FY15 and the monthly number of the same accounts by size/connection for July 2015 to present.

Response:

- 1: For annual number of retail accounts (meters) see Div. 1-3.

2:

Public and Private Fire Accounts			
	Public Hydrants	Private Hydrants	Fire Lines
FY 2011	2331	138	145
FY 2012	2338	133	142
FY 2013	2336	133	136
FY 2014	2347	127	138
FY 2015	2349	128	138

Current FY 2016 (Quarterly Billing)	Public Hydrants	Private Hydrants	Fire Lines by Size				
			4"	6"	8"	10"	12"
9/30/2015	2346	128	16	97	19	1	1
12/31/2015	2352	128	16	97	19	1	1
3/31/2016	2352	128	16	97	19	1	1

Witness Responsible: J. Gershkoff

5. Reference page 3, lines 4-6 of Mr. Brown's testimony. Please explain how the number of customers was adjusted for compound meters.

Response: All compound meters are counted as one to determine customers of system even though they have dual registers. On the count we back out one register to establish the current customer count. Customers are clearly defined not to be confused with number of meters.

Witness Responsible: T. Brown

6. Reference page 3, line 26 of Mr. Brown's testimony. For each of the last three fiscal years, please identify the quantity of water lost due to third-party breaks or ruptures of mains and services, and provide an estimate of the revenues that would have been recovered had this tariff provision been in place.

Response: All revenue was recovered from brakes that were billed. The tariff is proposed for codification due to a contractors question as to the authorization: therefore, no additional revenues would have been recovered.

Witness Responsible: T. Brown

7. Reference page 5, lines 19-21, of Mr. Brown's testimony:

- a. Please identify the two fire districts, the amounts owed, and the applicable period of service; and
- b. Please provide a summary of Kent County's efforts to collect the outstanding balances and the judgements issued.

Response:

- a)
 1. Coventry Fire District, \$164,294.94 (5/24/16), billing period 12/31/14 through 3/31/15 nonpayment began.
 2. Central Coventry Fire District, \$379,868.63 (5/24/16), billing period 7/01/12 through 9/30/12 (receivership 10/16/12)
- b)
 1. Coventry Fire District, Superior Court judgement in favor KCWA, settlement attached.
 2. Central Coventry Fire District, Superior Court judgement in favor KCWA – appealed Supreme Court – mediation scheduled.

Witness Responsible: T. Brown

1ST PGT APR 11, 2014

MEMORANDUM OF AGREEMENT
BETWEEN
KENT COUNTY WATER AUTHORITY
AND
COVENTRY FIRE DISTRICT

WHEREAS, KENT COUNTY WATER AUTHORITY (hereafter "KCWA") and COVENTRY FIRE DISTRICT (hereafter "CFD") are each quasi-governmental public corporations created by Acts of the Rhode Island General Assembly having their principal places of business located within the County of Kent and State of Rhode Island;

WHEREAS, the parties are engaged in litigation in that certain action entitled Kent County Water Authority vs. Coventry Fire District which is docketed in the Office of the Clerk of the Superior Court for Kent County and identified as C.A. NO.: KC2015-0487;

WHEREAS, the litigation arises out of unpaid fire hydrant service charges assessed by KCWA against CFD and disputed by CFD to the extent of \$187,765.00 for unpaid charges accrued during the period 9/2014 through and including 12/2015. KCWA has obtained a judgment against CFD in the amount of \$140,798.10, and the balance represents the amounts, post judgment, in unpaid hydrant service charges plus interest.

WHEREAS, the parties desire to resolve their dispute between themselves all claims and obligations growing out of the said litigation.

NOW THEREFORE, in consideration of the mutual agreement made herein, the parties hereby agree to the following:

- 1) There is or was as of January 30, 2016 a bill for current fire hydrant service charges in the sum of \$31,767.24. CFD has paid that bill to KCWA.
- 2) Beginning on April 1, 2016 and proceeding thereafter, CFD will pay KCWA's future


billing for fire hydrant service charges as they accrue and invoiced, thirty (30) days from bill issue date.

- 3) KCWA will calculate the total unpaid fire hydrant service charges in arrears, which includes the judgment plus post judgment arrearages and interest accruing through the date of signature on the agreement. It will be divided into eight equal installments of \$23,470.63 which CFD shall pay to KCWA quarterly over a period of two (2) years. Payment schedule is established as follows with payment on or prior to:
 - April 30, 2016
 - July 31, 2016
 - October 31, 2016
 - January 31, 2017
 - April 31, 2017
 - July 31, 2017
 - October 31, 2017
 - January 31, 2018.
- 4) Ongoing interest, both post judgment interest as well as interest as provided in the PUC tariff, shall be suspended as of the date of the execution of this agreement, and upon full performance by CFD, KCWA waives all interest charges from the date of the signing of this agreement and the date of full performance.
- 5) KCWA shall forthwith vacate its levy of a writ of execution on the real estate in the said Superior Court action.
- 6) So long as the CFD shall comply with its obligations hereunder, KCWA will not take any further action in the said civil action and, in particular, will not take any action to enforce

its judgment therein. In the event CFD breaches this agreement and fails to timely pay any ongoing hydrant service fees as set forth in paragraph 2, or fails to timely pay any installment on the arrearage as set forth in paragraph 3, KCWA shall have the option to enforce its judgment against CFD, in any lawful manner it sees fit, inclusive of all interest, statutory or otherwise. CFD shall be given credit for all amounts paid hereunder.


- 6) Upon the payment in full of the said unpaid fire hydrant service charges in arrears, legal counsel for KCWA shall execute and deliver to the legal counsel CFD a Dismissal Stipulation in substantially the form annexed hereto and the legal counsel for the CFD shall execute and file the same with the Superior Court Clerk.
- 7) This settlement is made without prejudice to either party to claim or protect its property rights or other interests arising out of their respective legislative charters. Any payments made hereunder shall not be construed to constitute an abandonment or waiver of any right, title or interest in and to the said fire hydrant system which forms the basis for the fire hydrant service charges. .
- 8) This matter is currently before the Kent County Superior Court, *Kent County Water Authority v. Coventry Fire District*, KC2015-0487, and the Court shall retain jurisdiction over said parties in the event a dispute arises out of this settlement agreement.

KENT COUNTY WATER AUTHORITY;



Robert Boyer
Chairman
March __, 2016

COVENTRY FIRE DISTRICT;



Andrew B. Perra
March 30, 2016

8. Reference page 13, line 10, of Mr. Brown's testimony, is the Water Efficiency Act a reference to the 2009 Rhode Island Water Use and Efficiency Act? If no, please provide the complete reference.

Response: Yes.

Witness Responsible: T. Brown

9. Reference pages 5 and 20 of Mr. Woodcock's testimony. Please provide the data points used in the figures presented on these pages.

Response: Please see Tab labeled "Historic Water Use" on spreadsheet provided in response to Div 1-1.

Witness Responsible: C. Woodcock

10. Reference page 12, lines 12-14, of Mr. Woodcock's testimony. Please provide a complete copy of the referenced analyses.

Response: Please see attachment to Div 1-1, and Woodcock Sch. 1C. Total retail sales for the rate year were based on an analysis of the monthly retail sales. We used an average of the same months in the prior three years to project to the rate year. The overall purchases were adjusted to match the change in retail in sales for the rate year.

Witness Responsible: C. Woodcock

11. Reference page 21, lines 13-23 of Mr. Woodcock's testimony:
- Please provide a schedule that demonstrates the large increase in service charges that would occur if meter costs were entirely allocated to the service charge;
 - Please explain why it would be inappropriate to include the costs associated with the meter replacement program in the asset values used to allocate other capital costs;
 - Please explain why it would not be appropriate to recover the costs associated with the meter replacement programs over the life of the meters (i.e., 20 years); and
 - Will each customer meter be replaced with a meter equivalent in size to the current meter? If no, please explain the replacement sizes.

Response:

a.

<u>SERVICE CHARGES</u>		<u>Existing</u>	<u>Proposed</u>	<u>Per Div. 1-11</u>
Quarterly	5/8 & 3/4	\$10.26	\$15.29	\$29.10
	1	\$13.57	\$20.25	\$45.12
	1 1/2	\$19.78	\$29.56	\$75.15
	2	\$25.17	\$37.63	\$101.18
	3	\$32.20	\$48.18	\$135.22
	4	\$45.86	\$68.66	\$201.29
	6	\$76.08	\$113.97	\$347.45
	8 & up	\$126.66	\$192.80	\$601.74
Monthly	5/8 & 3/4	\$7.51	\$11.15	\$15.75
	1	\$8.61	\$12.80	\$21.09
	1 1/2	\$10.67	\$15.91	\$31.10
	2	\$12.47	\$18.60	\$39.78
	3	\$14.82	\$22.11	\$51.13
	4	\$19.37	\$28.94	\$73.15
	6	\$29.44	\$44.04	\$121.87
	8 & up	\$46.97	\$70.32	\$206.63

- The meters are not owned by KCWA and are therefore not an asset of KCWA's. The costs can be allocated without artificially adding them as assets, so there is no need to do this.
- The testimony is incorrect, KCWA is proposing to recover the full costs through the small meter rate as shown on Woodcock Sch. 3, page 2. In addition, KCWA is a

municipal entity. Accordingly, its costs for regulatory purposes are derived on a cash basis and not a utility basis. There is no mechanism such as depreciation to amortize the costs over a longer period.

d. Yes.

Witness Responsible: C. Woodcock

12. Please provide actual average day, maximum daily, and maximum hourly production for each of the past five fiscal years.

Response: KCWA has used the 2012 maximum day from its hydraulic study. See response to Div 1-15. We did not use any maximum hour demand in the development of the rates.

Witness Responsible: C. Woodcock

13. Reference page 25, line 1 of Mr. Woodcock's testimony. Should the reference to "month" be "quarter?"

Response: The referenced testimony should say "Because the Authority *does not* bill customers every month, ..." As the question suggests, most customers are billed quarterly.

Witness Responsible: C. Woodcock

14. With respect to Kent County's proposal to directly bill customers for fire protection service, how will it be assured that a customer is paying for the fire protection provided by its district and not other districts?

Response: The proposed charges are NOT for fire district services, they are for public fire protection services that are provided by the Kent County Water Authority to the individual customers. It is presumed that the Fire Districts would continue to bill *their* customers for the services *they* provide to *their* customers.

Witness Responsible: C. Woodcock

15. Reference Mr. Woodcock's Schedules 3B and 6B, page 1. Please provide an explanation describing how the quantities used to develop Symbols B and bb were determined. Include supporting workpapers and calculations.

Response: See responses to Div. 1-1 and 1-12. The average day and maximum day demand values are from the Authority's hydraulic system study for 2014 (see attached). The fire demand is the maximum required by the ISO for water suppliers.

Witness Responsible: C. Woodcock

**KENT COUNTY WATER AUTHORITY
WEST WARWICK, RHODE ISLAND**

**2014 HYDRAULIC MODEL
UPDATE REPORT**

KCWA

Kent County Water Authority

Prepared By:

**C&E Engineering
342 Park Avenue
Woonsocket, RI 02895**

C&E ENGINEERING
CIVIL ENGINEERS. ENVIRONMENTAL PROJECTS.

January 2015

(Note: The KCWA water distribution system extends into a small area of North Kingstown however, there are no customer services in this portion of the system. As a result, North Kingstown was not included in the demand allocation for the model.)

KCWA personnel provided consumer demand information for all of the customer accounts in the water system in the form of consumption data totaling the metered use by each street in each City or Town for four (4) years from 2010 to 2013. For the purposes of this model update, the consumption data from the year 2012 was utilized. The year 2012 was selected as the model base demand year for this model update because of the completeness of the data and due to the fact that this year's consumer demands best represent the distribution system's water consumption for the demand periods evaluated. Demand totals were submitted to KCWA staff for concurrence prior to selecting 2012 as the model update demand year. The total consumption per street per City or Town was utilized to develop the water consumption per demand allocation zone. The following table depicts a breakdown of the consumption totals for the water demand zone allocation of the KCWA distribution system.

2012 WATER USAGE

DEMAND ALLOCATION ZONE	TOWN/CITY	TOTAL ANNUAL USAGE (GAL)	AVG. DAY + UNMETERED (GPM)
1	West Warwick	728,401,929	1,470
2	Warwick	619,603,249	1,250
3	West Greenwich	132,897,646	268
4	East Greenwich	547,520,472	1,105
5	Cranston	51,219,749	103
6	Scituate	36,245,568	73
7	Coventry	635,956,684	1,283
TOTALS		2,751,845,297	5,552

The total annual usage from the table above corresponds to an average day rate of 7.54 million gallons per day (MGD). The percentage of unmetered water in the distribution system was determined to be 6.04% and was added to the consumption demand data in order to account for water that is not billed (i.e. leaks, meter slippage, etc.). (It should be noted that the percentage of unmetered water of 6.04% is lower than the percentage of unmetered water from the February 2006 model update which was calculated as 9.53%). Adding the percentage of unmetered water

to the total annual usage results in a total average day demand of 7.99 MGD. This total average day demand is the base average day system demand that was utilized in this 2014 model update. It should be noted that the demands in the table above also include the large users of the water system.

In order to develop the system maximum day and peak hour demand allocations, consumption data was correlated with the actual flow record data from all of the system sources. All of the water for the KCWA water system is produced from three (3) well fields (East Greenwich, Coventry/Spring Lake and Mishnock) and received directly from interconnections with Providence Water and the City of Warwick (indirectly through Providence Water). These facilities are metered on a continual basis. The production and source water data was reviewed for the base year of 2012 which is the year of the consumer demand data that was utilized. The maximum day and peak hour multipliers were updated as part of this model update to represent the fluctuation in water usage within the water system on a day where demands vary significantly from average day demands. These multipliers were updated by reviewing daily recordings and charts for sources of supply, storage facilities, booster pump stations and PRV stations for the base demand year of 2012.

After reviewing the data for 2012, it was determined that a maximum day demand for the water system is in the range of 14.99 MGD and this demand would most accurately represent a maximum day demand for the water system. Based on this maximum day demand, the updated maximum day multiplier for the water system was determined to be 2.05 and was included in this model update. It should be noted that this multiplier considers the fact that large users were assigned varying multipliers based on the type of use of the large user and the remaining water usage was assigned to the consumers in the water system.

In order to update the peak hour multiplier, the records for the 2012 maximum day demand were reviewed. A review of the flow data for pump stations, tank charts, well stations and other available data related to system operation during the maximum day period was conducted. The review of this data indicated that the peak demand of the water system occurred during a period on July 17, 2012 between the hours of 3:25 AM and 6:51 AM. During this timeframe, the total

system production from all sources of supply was approximately 12.51 MGD with a volume of water from storage to the system of approximately 5.19 MGD on an average hourly basis. The peak hour demand rate was determined to be 18.16 MGD (12.51 MGD supply rate plus 5.19 MGD tank volume plus 0.455 unmetered volume). This translates to a peak hour multiplier of 2.53 which was included in this model update.

In the original development of the model, unaccounted for water, which was calculated as 6.04%, was assigned a multiplier of 1.0 as it is not considered to vary significantly with customer demands during maximum day and peak hour demands. This unaccounted for water multiplier was also utilized in this model update.

3.2 Large User Demand Updates

The demand database in the model for the previously identified large users was reviewed and updated as appropriate based on the 2012 consumer demand data information. This list was reviewed and any large users which were no longer within the water system were removed from the model and any new large users were included in the model update. There were five (5) new large users added to the list and there were nine (9) previous large users which had been removed from the latest list. The following table details each of the large users with their previous total annual usage (if they were included previously in the model) and their current total annual usage. The model was updated with the 2012 demand data information which represents the base year demand data utilized in the 2014 model update.

High Service South (500') Gradient

- Technology Park Tank	Draining 1,038.17 gpm
- Carr Pond Tank	Filling 464.80 gpm
- Johnson Boulevard Pump Station	Off
- West Warwick Business Park Pump Station	893.70 gpm output
- Setian Lane Booster Pump Station	821.31 gpm output
- Mishnock Water Treatment Plant	Off – Not Active

Low Service Reduced (280') Gradient

- Centerville Road PRV Station	Open 452.19 gpm
- Division Street PRV Station	Open 491.16 gpm
- Middle Road PRV Station	Open 355.12 gpm
- Cowesett Road PRV Station	Open 404.31 gpm
- Love Lane PRV Station	Open 604.66 gpm
- Post Road PRV Station	Open 570.08 gpm

High Service South Reduced (430') Gradient

- Mishnock Road PRV Station	Open 228.07 gpm
- Helen Avenue PRV Station	Open 332.85 gpm

Warwick Wholesale Interconnection (231') Gradient

- Wholesale Connection to Warwick	4,064.98 gpm
-----------------------------------	--------------

Oaklawn (231') Gradient

- Wholesale Connection to Providence Water	395.74 gpm
--	------------

4.5 Model Simulations Summary and Conclusions

This 2014 hydraulic model update consisted of modifying the model geometry to represent changes in the water system infrastructure and changes in operation of the water system, updating the consumer and large water users demand data and including the consumer demands of all the developments that were approved by the KCWA Board. Once these updates were completed, average day, maximum day and peak hour model simulations were performed with the latest modifications to the system geometry and system operational changes. The following table summarizes the water system demand for the 2014 updated hydraulic model compared to the water system demands contained in the 2006 updated hydraulic model.

COMPARISON OF WATER SYSTEM DEMANDS

MODELING SCENARIO	2006 MODEL UPDATE	2014 MODEL UPDATE	% CHANGE +/-
Average Day System Demand	8,074.15 gpm (11.63 MGD)	5,552.13 gpm (7.99 MGD)	-31.3%
Maximum Day System Demand	15,464.75 gpm (22.27 MGD)	10,724.06 gpm (15.44 MGD)	-30.7%
Peak Hour System Demand	17,962.26 gpm (25.87 MGD)	13,046.72 gpm (18.79 MGD)	-27.4%

The results of the updated model simulations indicate that the KCWA water system demand has decreased under all of the demand scenarios (average day, maximum day, peak hour). On average the decrease is 30%.

The following table summarizes the consumer demand for each pressure zone under the various demand scenarios based on the model simulation summaries presented in Appendices A, B and C.

16. Reference Mr. Woodcock's Schedule 7, page 1:

- a. Please provide an explanation describing how the maximum day and maximum hour demands for each customer class were determined. Include supporting workpapers and documentations; and
- b. Please provide a calculation showing the maximum day and maximum hour system diversity factors that result from the use of these class demand factors, as applicable.

Response:

- a. Please see the footnote to Woodcock Schedule 7. These same values have been used and approved by the Commission since Docket No. 2098 when the amounts were contested by an intervenor.
- b. See response to Div 1-1, tab "Metered" cells L221 to O224.

Witness Responsible: C. Woodcock

17. Please identify any efforts by Kent County to further breakdown the cost of service and or the rates of the small customer class. If there have been no efforts, please explain why there have been no efforts.

Response: There has been no reason ever suggested as to doing a further breakdown for the small customer class.

Witness Responsible: C. Woodcock

18. In Mr. Woodcock's opinion, are the usage characteristics of Kent County's customers significantly different than the usage of the City of Newport's customers? Explain the basis for Mr. Woodcock's response.

Response: Newport is a coastal resort community that has significant numbers of customers that are seasonal and tourist related. The Kent County Water Authority's service area is neither coastal, nor seasonal (to the same extent), nor tourist related.

Witness Responsible: C. Woodcock

19. Please explain whether Kent County's storage facilities provide pressure support for the water distribution system. If yes, please explain why an allocation of storage facility costs solely on the basis of maximum hour demands is reasonable.

Response: The storage facilities are always on line so indeed do provide constant pressure support. However, pumping facilities are generally used to meet the maximum day demands with storage for meeting peak hour and fire protection. Please refer to the AWWA M1 Manual for a further discussion on this matter (Chapter III.1).

Witness Responsible: C. Woodcock

20. Reference page 22, lines 1-16, of Mr. Woodcock's testimony. Please provide the complete basis for the increase in fixed-charge recovery, including references to the AWWA M1 Manual.

Response: Over the past decade or two there has been a drop in per capita water sales across North America. This has occurred to varying degrees in different parts of the continent, but has been evident to the Commission for Rhode Island's regulated water utilities over this period. Water sales have also been fluctuating due to changes in factors such as weather and economic growth. To help deal with these fluctuations, several things have tended to happen. First, in RI the Commission has allowed regulated water utilities to start holding some revenues in restricted accounts to be used for revenue shortfalls caused by sales fluctuations. Elsewhere, there has been a trend towards more fixed charges by water utilities to help stabilize revenues. The Authority's proposal in this docket goes along with that trend to increase the amount of revenues from fixed charges that will not be subject to external factors such as weather or economic activity.

Mr. Woodcock has been leading the effort for AWWA to update the M1 Manual. The 7th Edition has been drafted and approved at all required levels within the AWWA and is now with technical writers for final editing and proofing. The 7th Edition is scheduled to be released in February 2017. Included in the 7th Edition of the AWWA M1 Manual is a new chapter on emerging trends that discusses reduced water sales and revenue instability. Another chapter has been re-titled "Revenue Stability – Fixed Charges and Other Considerations" and discusses efforts by utilities to increase the portion of revenues from fixed charges.

Witness Responsible: C. Woodcock

21. Reference page 4 of the Kent County System Description included in Volume 2 of the filing. Please explain how the revenues associates with the water service provided to the City of Warwick are reflected in Kent County's application.

Response: Please see Woodcock Sch. 1C. This shows the historic and projected bulk water sales to and purchases from the City of Warwick. As the Commission is aware, the Kent County Water Authority and the City of Warwick sell water to each other at the current wholesale rate charged by Providence Water; in effect, the cost to each is simply passed on. Because the Kent County Water Authority transfers more from Warwick than it sells to Warwick, it is used to determine the overall net purchases from Providence Water.

Witness Responsible: C. Woodcock

22. Please identify lost and unaccounted-for water (“LUFW”) for the past five years. Explain how LUFW is calculated and provide all studies, documents, and analysis examining the causes of LUFW on the Kent County system.

Response: Copies of the spreadsheets that are already in the PUC Annual Reports are attached. The calculation is based on collected data throughout the year either gaged or estimated based on observed “leaks” or ruptures. We have no documents or analysis examining the causes.

Witness Responsible: T. Brown

WORKSHEET #26: Current and Projected (5 and 20 Year) Non-Account Water Use Estimates (MG) (Sections 8.02 (f) 4 & 8.05 (e))

Supplier: Kent County Water Authority

LAST COMPLETED FISCAL YEAR 2013 - 2015

	2013 (MG)	2013 (MCU.FT.)	2014 (MG)	2014 (MCU.FT.)	2015 (MG)	2015 (MCU.FT.)
Total Water Produced/Purchased (MG)	2891.03	386.50	2760.34	369.03	2979.31	398.30
Billed Metered Consumption	2458.14	328.63	2373.70	317.34	2414.75	322.83
Difference	432.89	57.87	386.64	51.69	564.56	75.48
Billing Adjustments						
(-) Increase (+) Decrease	-9.65	-1.29	-2.54	-0.34	-15.77	-2.11
Difference after Adjustments	442.53	59.16	389.18	52.03	580.32	77.58
Water exported	91.49	12.23	92.08	12.31	102.35	13.68
Unbilled Metered Consumption	-7.55	-1.01	2.27	0.30	1.44	0.19
Total Metered Water Use (1)	343.49	45.92	294.84	39.42	476.53	63.71
% Metered	11.9%	11.9%	10.7%	10.7%	16.0%	16.0%

Billed Unmetered Consumption	0.10	0.01	0.00	0.00	1.28	0.17
Unbilled Unmetered Consumption	2.00	0.27	12.00	1.60	12.00	1.60
Main Flushing	14.50	1.94	8.05	1.08	20.99	2.81
System Maintenance	1.54	0.21	0.73	0.10	0.11	0.02
Construction Sites	3.99	0.53	2.76	0.37	1.81	0.24
Water Quality and Other Testing	0.83	0.11	0.64	0.09	0.81	0.11
Process Water at Treatment Plants	0.00	0.00	1.47	0.20	1.73	0.23
Private fire hydrant flushing/testing	0.00	0.00	0.52	0.07	0.52	0.07
Blow-offs for freeze prevention	8.02	1.07	3.74	0.50	0.57	0.08
Hydrant Flow Tests	0.02	0.00	0.13	0.02	0.29	0.04
Illegal water withdrawn from hydrants	0.00	0.00	0.24	0.03	0.24	0.03
Illegal connections	0.00	0.00	0.00	0.00	0.00	0.00
Leakage (Accounted For)	1.20	0.16	4.85	0.65	5.25	0.70
Total Non-Metered Water (2)	32.20	4.30	35.13	4.70	45.59	6.09

Total Non-Account Water	311.29	41.62	259.70	34.72	430.94	57.61
Total Non-Account Water as a % of Total Produced/Purchased	10.8%	10.8%	9.4%	9.4%	14.5%	14.5%

WORKSHEET #26: Current and Projected (5 and 20 Year) Non-Account Water Use Estimates (MG) (Sections 8.02 (i) 4 & 8.05 (e))

Supplier: Kent County Water Authority

LAST COMPLETED FISCAL YEAR 2011 - 2012

	2010 (MG)	2010 (MCU.FT.)	2011 (MG)	2011 (MCU.FT.)	2012 (MG)	2012 (MCU.FT.)
Total Water Produced/Purchased (MG)	2891.30	386.54	3039.20	406.31	2924.13	390.93
Billed Metered Consumption	2395.99	320.32	2562.42	342.57	2483.57	332.03
Difference	495.31	66.22	476.78	63.74	440.56	58.90
Billing Adjustments						
(-) Increase (+) Decrease	-5.46	-0.73	1.12	0.15	-17.95	-2.40
Difference after Adjustments	500.77	66.95	475.65	63.59	458.51	61.30
Water exported	68.81	9.20	73.60	9.84	92.98	12.43
Unbilled Metered Consumption	31.21	4.17	136.44	18.24	190.39	25.45
Total Metered Water Use (1)	400.75	53.58	265.62	35.51	175.14	23.41
% Metered	13.9%	13.9%	8.7%	8.7%	6.0%	6.0%

Billed Unmetered Consumption (i.e. unmetered fire line)	0.17	0.02	0.20	0.03	0.30	0.04
Unbilled Unmetered Consumption	2.00	0.27	2.00	0.27	2.00	0.27
Main Flushing	6.24	0.83	6.39	0.85	11.06	1.48
System Maintenance	4.16	0.56	3.74	0.50	0.16	0.02
Construction Sites	5.46	0.73	5.29	0.71	1.15	0.15
Water Quality and Other Testing	0.05	0.01	0.22	0.03	0.08	0.01
Process Water at Treatment Plants	0.00	0.00	0.00	0.00	0.00	0.00
Private fire hydrant flushing/testing	0.00	0.00	0.00	0.00	0.00	0.00
Blow-offs for freeze prevention	36.80	4.92	7.50	1.00	0.16	0.02
Hydrant Flow Tests	0.03	0.00	0.02	0.00	0.13	0.02
Illegal water withdrawn from hydrants	0.00	0.00	0.00	0.00	0.00	0.00
Illegal connections	0.00	0.00	0.00	0.00	0.00	0.00
Includes leakage on mains, overflows at storage tanks, and service connections	6.62	0.89	10.12	1.35	2.60	0.35
Total Non-Metered Water (2)	61.53	8.23	35.48	4.74	17.64	2.36

Total Non-Account Water	339.22	45.35	230.14	30.77	157.50	21.06
Total Non-Account Water as a % of Total Produced/Purchased	11.7%	11.7%	7.6%	7.6%	5.4%	5.4%

23. Please explain how the costs associated with LUFW are addressed in the Company's cost of service study.

Response: Because the Kent County Water Authority has no outside customers and no wholesale rate there is no need to make the analyses of unmetered ("lost") water that others such as Pawtucket, Newport, and Providence must do. As a result, the "costs" associated with unmetered water are, in effect, allocated to the retail customers based on their share of overall sales.

Witness Responsible: C. Woodcock

24. Please provide an estimate of the quantity of water used for the firefighting during each of the last three years.

Response: Please see response to question #22.

Witness Responsible: T. Brown

COMPARISON TO CURRENT RATES

		<u>Current</u>	<u>Proposed</u>	<u>\$ Change</u>	<u>% Change</u>	
<u>METERED RATES</u>						
	Small (5/8-2" meters)	\$5.254	\$5.580	\$0.326	6.20%	
	Medium (3&4" meters)	\$4.476	\$4.418	(\$0.058)	-1.30%	
	Large (6" & up meters)	\$3.816	\$4.018	\$0.202	5.29%	
<u>SERVICE CHARGES</u>						
Quarterly	5/8 & 3/4	\$10.26	\$15.29	\$5.030	49.03%	
	1	\$13.57	\$20.25	\$6.680	49.23%	
	1 1/2	\$19.78	\$29.56	\$9.780	49.44%	
	2	\$25.17	\$37.63	\$12.460	49.50%	
	3	\$32.20	\$48.18	\$15.980	49.63%	
	4	\$45.86	\$68.66	\$22.800	49.72%	
	6	\$76.08	\$113.97	\$37.890	49.80%	
	8 & up	\$126.66	\$192.80	\$66.140	52.22%	
	Monthly	5/8 & 3/4	\$7.51	\$11.15	\$3.640	48.47%
		1	\$8.61	\$12.80	\$4.190	48.66%
1 1/2		\$10.67	\$15.91	\$5.240	49.11%	
2		\$12.47	\$18.60	\$6.130	49.16%	
3		\$14.82	\$22.11	\$7.290	49.19%	
4		\$19.37	\$28.94	\$9.570	49.41%	
6		\$29.44	\$44.04	\$14.600	49.59%	
8 & up		\$46.97	\$70.32	\$23.350	49.71%	
<u>DEMAND SURCHARGE</u>						
Quarterly	5/8 & 3/4	\$0.00	\$3.06			
	1	\$0.00	\$5.13			
	1 1/2	\$0.00	\$10.23			
	2	\$0.00	\$16.38			
	3	\$0.00	\$32.76			
	4	\$0.00	\$51.18			
	6	\$0.00	\$102.36			
	8 & up	\$0.00	\$163.80			
Monthly	5/8 & 3/4	\$0.00	\$1.02			
	1	\$0.00	\$1.71			
	1 1/2	\$0.00	\$3.41			
	2	\$0.00	\$5.46			
	3	\$0.00	\$10.92			
	4	\$0.00	\$17.06			
	6	\$0.00	\$34.12			
	8 & up	\$0.00	\$54.60			

COMPARISON TO CURRENT RATES

FIRE CHARGES

Fire Service (per quarter)

		<u>Current</u>	<u>Proposed</u>	<u>\$ Change</u>	<u>% Change</u>
Public	/hydrant	\$139.33	\$251.22	\$111.890	80.31%
	/bill	\$6.12	\$9.08	\$2.960	48.37%
Private (per quarter)					
	4 in	\$55.69	\$95.89	\$40.200	72.19%
	6 in	\$150.09	\$261.25	\$111.160	74.06%
	8 in	\$312.94	\$546.47	\$233.530	74.62%
	10 in	\$557.88	\$975.49	\$417.610	74.86%
	12 in	\$897.35	\$1,570.10	\$672.750	74.97%
	hydrant	\$150.09	\$261.25	\$111.160	74.06%

IMPACT OF PROPOSED RATES

METER SIZE	QUARTERLY USE - CU FT	CURRENT RATES	<----- PROPOSED ----->			
			NEW BILL	\$ INCREASE	% INCREASE	
Small	5/8	1,500	\$89.07	\$102.05	\$12.98	14.6%
	5/8	2,000	\$115.34	\$129.95	\$14.61	12.7%
	5/8	2,500	\$141.61	\$157.85	\$16.24	11.5%
	5/8	3,500	\$194.15	\$213.65	\$19.50	10.0%
	5/8	4,000	\$220.42	\$241.55	\$21.13	9.6%
	5/8	5,000	\$272.96	\$297.35	\$24.39	8.9%
	5/8	6,000	\$325.50	\$353.15	\$27.65	8.5%
	5/8	6,666	\$360.49	\$390.31	\$29.82	8.3%
	5/8	8,000	\$430.58	\$464.75	\$34.17	7.9%
	5/8	10,000	\$535.66	\$576.35	\$40.69	7.6%
	5/8	12,000	\$640.74	\$687.95	\$47.21	7.4%
	5/8	14,000	\$745.82	\$799.55	\$53.73	7.2%
	5/8	15,000	\$798.36	\$855.35	\$56.99	7.1%
	5/8	20,000	\$1,061.06	\$1,134.35	\$73.29	6.9%
	5/8	25,000	\$1,323.76	\$1,413.35	\$89.59	6.8%
	1	30,000	\$1,589.77	\$1,699.38	\$109.61	6.9%
	1	40,000	\$2,115.17	\$2,257.38	\$142.21	6.7%
	1	46,666	\$2,465.40	\$2,629.34	\$163.94	6.6%
	1	75,000	\$3,954.07	\$4,210.38	\$256.31	6.5%
	2	100,000	\$5,279.17	\$5,634.01	\$354.84	6.7%
	2	200,000	\$10,533.17	\$11,214.01	\$680.84	6.5%
	2	300,000	\$15,787.17	\$16,794.01	\$1,006.84	6.4%
	2	400,000	\$21,041.17	\$22,374.01	\$1,332.84	6.3%
	2	600,000	\$31,549.17	\$33,534.01	\$1,984.84	6.3%
Medium	3	200,000	\$8,984.20	\$8,916.94	(\$67.26)	-0.7%
	3	400,000	\$17,936.20	\$17,752.94	(\$183.26)	-1.0%
	3	600,000	\$26,888.20	\$26,588.94	(\$299.26)	-1.1%
	4	800,000	\$35,853.86	\$35,463.84	(\$390.02)	-1.1%
	4	1,000,000	\$44,805.86	\$44,299.84	(\$506.02)	-1.1%
	4	1,200,000	\$53,757.86	\$53,135.84	(\$622.02)	-1.2%
Large	6	400,000	\$15,340.08	\$16,288.33	\$948.25	6.2%
	6	600,000	\$22,972.08	\$24,324.33	\$1,352.25	5.9%
	6	800,000	\$30,604.08	\$32,360.33	\$1,756.25	5.7%
	6	1,200,000	\$45,868.08	\$48,432.33	\$2,564.25	5.6%
	6	1,333,333	\$50,956.07	\$53,789.65	\$2,833.58	5.6%
	8	2,000,000	\$76,446.66	\$80,716.60	\$4,269.94	5.6%
	8	5,000,000	\$190,926.66	\$201,256.60	\$10,329.94	5.4%
	8	10,000,000	\$381,726.66	\$402,156.60	\$20,429.94	5.4%
Municipal Fire Service	400 hydrants	\$55,738.12	\$100,497.08	\$44,758.96	80.3%	
Private Fire Service	3 Inch Service	\$150.09	\$261.25	\$111.16	74.1%	

REVENUE RECONCILIATION

Service Charge:		<----- Current ----->			<----- Proposed ----->	
<u>Quarterly</u>	<u>Number</u>	<u>Rate</u>	<u>Revenue</u>	<u>Rate</u>	<u>Revenue</u>	
5/8 & 3/4	88,320	\$10.26	\$906,163	\$15.29	\$1,350,413	
1	14,600	\$13.57	\$198,122	\$20.25	\$295,650	
1 1/2	1,296	\$19.78	\$25,635	\$29.56	\$38,310	
2	2,008	\$25.17	\$50,541	\$37.63	\$75,561	
3	44	\$32.20	\$1,417	\$48.18	\$2,120	
4	356	\$45.86	\$16,326	\$68.66	\$24,443	
6	356	\$76.08	\$27,084	\$113.97	\$40,573	
8 & up	268	\$126.66	\$33,945	\$192.80	\$51,670	
<u>Monthly</u>						
5/8 & 3/4	60	\$7.51	\$451	\$11.15	\$669	
1	12	\$8.61	\$103	\$12.80	\$154	
1 1/2	108	\$10.67	\$1,152	\$15.91	\$1,718	
2	96	\$12.47	\$1,197	\$18.60	\$1,786	
3	12	\$14.82	\$178	\$22.11	\$265	
4	36	\$19.37	\$697	\$28.94	\$1,042	
6	84	\$29.44	\$2,473	\$44.04	\$3,699	
8 & up	60	\$46.97	\$2,818	\$70.32	\$4,219	
Demand Surcharge:						
<u>Quarterly</u>	<u>Number</u>	<u>Rate</u>	<u>Revenue</u>	<u>Rate</u>	<u>Revenue</u>	
5/8 & 3/4	88,320	\$0.00	\$0	\$3.06	\$270,259	
1	14,600	\$0.00	\$0	\$5.13	\$74,898	
1 1/2	1,296	\$0.00	\$0	\$10.23	\$13,258	
2	2,008	\$0.00	\$0	\$16.38	\$32,891	
3	44	\$0.00	\$0	\$32.76	\$1,441	
4	356	\$0.00	\$0	\$51.18	\$18,220	
6	356	\$0.00	\$0	\$102.36	\$36,440	
8 & up	268	\$0.00	\$0	\$163.80	\$43,898	
<u>Monthly</u>						
5/8 & 3/4	60	\$0.00	\$0	\$1.02	\$61	
1	12	\$0.00	\$0	\$1.71	\$21	
1 1/2	108	\$0.00	\$0	\$3.41	\$368	
2	96	\$0.00	\$0	\$5.46	\$524	
3	12	\$0.00	\$0	\$10.92	\$131	
4	36	\$0.00	\$0	\$17.06	\$614	
6	84	\$0.00	\$0	\$34.12	\$2,866	
8 & up	60	\$0.00	\$0	\$54.60	\$3,276	

REVENUE RECONCILIATION

		<----- Current ----->		<----- Proposed ----->	
	<u>Number</u>	<u>Rate</u>	<u>Revenue</u>	<u>Rate</u>	<u>Revenue</u>
Consumption Charge:	100/cu.ft.				
Proposed					
Small (5/8-2" meters)	2,939,584	\$5.25	\$15,444,574	\$5.58	\$16,402,879
Medium (3&4" meters)	66,721	\$4.48	\$298,644	\$4.42	\$294,774
Large (6" & up meters)	242,389	\$3.82	\$924,957	\$4.02	\$973,920
Fire Protection:					
Public Hydrants	2,349	\$557.32	\$1,309,145	\$1,004.88	\$2,360,463
# bills	32	\$6.12	\$196	\$9.08	\$291
Private Fire Protection					
4 in	16	\$222.76	\$3,564	\$383.56	\$6,137
6 in	95	\$600.36	\$57,034	\$1,045.00	\$99,275
8 in	16	\$1,251.76	\$20,028	\$2,185.88	\$34,974
10 in	1	\$2,231.52	\$2,232	\$3,901.96	\$3,902
12 in	1	\$3,589.40	\$3,589	\$6,280.40	\$6,280
hydrant	122	\$600.36	\$73,244	\$1,045.00	\$127,490
			=====		=====
Total			\$19,405,511		\$22,701,845
Plus: Misc Revenues			\$323,122		\$323,122
			=====		=====
Pro Forma Revenue			\$19,728,633		\$23,024,967
Required Revenue			\$23,023,351		\$23,023,351
Difference			-3,294,718		\$1,616
					0.01%
Increase in Revenues					\$3,296,334
Increase in Rate Revenues					\$3,296,334
Percent Increase in Total Revenues					16.71%
Percent increase in Rate Revenues					16.99%

SUMMARY OF COST OF SERVICE


	<u>Test Year</u>	<u>Adjustments</u>	<u>Rate Year</u>
Revenues			
Service Charges	\$1,268,303	\$623,989	\$1,892,292
Demand Surcharge:	\$0	\$499,168	\$499,168
Metered Rates	\$16,668,176	\$1,003,397	\$17,671,573
Fire Protection	\$1,469,032	\$1,169,780	\$2,638,812
Miscellaneous	<u>\$323,122</u>	<u>\$0</u>	<u>\$323,122</u>
<i>Total Revenue</i>	\$19,728,633	\$3,296,334	\$23,024,967
Expenses			
<u>O&M</u>			
Supply	\$4,999,638	(\$650,207)	\$4,349,431
Pumping	\$812,335	\$212,805	\$1,025,140
Treatment	\$310,572	\$135,344	\$445,916
T&D	\$1,164,782	\$139,882	\$1,304,664
Customer	\$470,456	\$22,809	\$493,265
Admin	<u>\$2,612,530</u>	<u>\$320,960</u>	<u>\$2,933,490</u>
Total O&M	\$10,370,313	\$181,594	\$10,551,907
<u>Fixed Charges</u>			
Debt Service	\$2,179,500	(\$1,000)	\$2,178,500
Reserves and Coverage	\$77,607	\$81,768	\$159,375
Renewal & Replacement	\$100,000	\$0	\$100,000
Infrastructure Replacement	\$5,400,000	\$0	\$5,400,000
Meter Replacement	\$0	\$2,000,000	\$2,000,000
CIP	\$0	\$1,753,819	\$1,753,819
Payroll Taxes	\$154,417	\$21,204	\$175,621
PILOT	<u>\$23,123</u>	<u>\$0</u>	<u>\$23,123</u>
Total Fixed	\$7,934,647	\$3,855,791	\$11,790,438
<u>Operating Revenue</u>	<u>\$583,313</u>	<u>\$97,694</u>	<u>\$681,007</u>
<i>Total Expenses</i>	\$18,888,273	\$4,135,079	\$23,023,351

**Docket No. 4611- Kent County Water Authority – Multi-Year Rate Plan
Service List 5/18/16**

Name/Address	E-mail Address	Phone
Kent County Water Authority (KCWA) Mary B. Shekarchi, Esq. 33 College hill Rd., Suite 15-E Warwick, RI 02886	marybali@aol.com ;	401-828-5030
Timothy Brown, P.E. General Manager Chief Engineer Kent County Water Authority PO Box 192 West Warwick, RI 02893-0192	tbrown@kentcountywater.org ;	401-821-9300
Christopher Woodcock Woodcock & Associates, Inc. 18 Increase Ward Drive Northborough, MA 01532	chris@w-a.com ;	508-393-3337
Division of Public Utilities & Carriers (Division) Leo Wold, Esq. Dept. of Attorney General 150 South Main St. Providence, RI 02903	Lwold@riag.ri.gov ;	401-274-4400 Ext. 2218
	john.bell@dpuc.ri.gov ;	
	steve.scialabba@dpuc.ri.gov ;	
	al.mancini@dpuc.ri.gov ;	
	Sam.lapatin@dpuc.ri.gov ;	
	jmunoz@riag.ri.gov ;	
	dmacrae@riag.ri.gov ;	
Jerome Mierzwa Layfayette Morgan Exeter Associates, Inc. 10480 Little Patuxent Parkway, Suite 300 Columbia, MD 21044	jmierzwa@exeterassociates.com ;	
	lmorgan@exeterassociates.com ;	
City of Warwick Peter D. Ruggiero, City Solicitor Ruggiero, Brochu & Petrarca 20 Centerville Road Warwick, RI 02886	peter@rubroc.com ;	401-737-8700
	maryann@rubroc.com ;	
Coventry Fire District (CFD) Arthur M. Read, Esq. Del Sesto & Read, Inc. 100 Jefferson Blvd., Suite 200 Warwick, RI 02888	art@delamrlaw.com ;	401-439-2020

<p>Central Coventry Fire District (CCFD) David M. D'Agostino, Esq. Nicholas Gorham, Esq. Gorham & Gorham, Inc. P.O. Box 46 25 Danielson Pike, Scituate, RI 02857</p>	<p>daviddagostino@gorhamlaw.com;</p>	<p>401-647-1400</p>
<p>Town of Coventry Nicholas Gorham, Esq. Gorham & Gorham, Inc. P.O. Box 46 25 Danielson Pike, Scituate, RI 02857</p>	<p>nickgorham@gorhamlaw.com;</p>	<p>401-647-1400</p>
<p>Original & nine (9) copies file w/: Luly E. Massaro, Commission Clerk Public Utilities Commission 89 Jefferson Blvd. Warwick, RI 02888</p>	<p>Luly.massaro@puc.ri.gov;</p>	<p>401-780-2107</p>
	<p>Cynthia.WilsonFrias@puc.ri.gov;</p>	
	<p>Sharon.ColbyCamara@puc.ri.gov;</p>	

STATE OF RHODE ISLAND
PUBLIC UTILITIES COMMISSION
DOCKET NO. 4611
Response of Kent County Water
Authority to the Rhode Island
Public Commission's Data Request
Set 1

A handwritten signature in cursive script that reads "Mary B. Shekarchi". The signature is written in black ink and is positioned above a horizontal line.

Mary B. Shekarchi (#4767)
Attorney at Law
33 College Hill Rd., Suite #15E
Warwick, RI 02886
Tel. (401) 828-5030
Fax (401) 823-1400
marybali@aol.com

Mary B. Shekarchi
Attorney at Law

33 College Hill Road, Suite 15-E
Warwick, Rhode Island 02886

Tel: (401) 828-5030

Fax: (401) 823-1400

Email: LAWOFFICEMARYB@HOTMAIL.COM

June 3, 2016

Ms. Luly Massaro, Clerk
Rhode Island Public Utilities Commission
89 Jefferson Blvd.
Warwick, RI 02888

RE: Kent County Water Authority – Docket No. 4611


Dear Ms. Massaro:

Enclosed please find an original and nine (9) copies of the Kent County Water Authority's Response to the Division of Public Utilities Commission's Data Request (Set 2).

Please note that an electronic copy of this document has been provided to the service list. Should you have any questions, please contact me.

Thank you.

Sincerely,



Mary B. Shekarchi
Attorney at Law

MBS/mdc
Enclosure

Cc: Docket 4611 Service List (via electronic mail)