

**STATE OF RHODE ISLAND AND PROVIDENCE PLANTATIONS  
PUBLIC UTILITIES COMMISSION**

**RHODE ISLAND PUBLIC UTILITIES COMMISSION**

**DOCKET NO. 4550**

**IN RE: PAWTUCKET WATER SUPPLY BOARD**

**MULTI-YEAR RATE PLAN COMPLIANCE FILING,  
PROPOSED TARIFF CHANGE,  
AND CHANGE IN RATE SCHEDULES  
PURSUANT TO R.I.G.L. § 39-15.1-4**

**MAY 9, 2017**



**STATE OF RHODE ISLAND AND PROVIDENCE PLANTATIONS  
PUBLIC UTILITIES COMMISSION**

**IN RE: PAWTUCKET WATER SUPPLY BOARD**

**DOCKET 4550**

**MULTI-YEAR RATE PLAN COMPLIANCE FILING AND  
NOTICE OF CHANGE IN RATES PURSUANT TO R.I.G.L. § 39-15.1-4**

**TABLE OF CONTENTS**

- A. Transmittal Letter.
- B. Notice to Commission of Compliance Filing and Change In Rates Pursuant to R.I.G.L. § 39-15.1-4 and Certificate of Service.
- C. Notice of Compliance Filing, Proposed Tariff Change and Change In Rate Schedules to be published in the Providence Journal and provided to customers.
- D. Testimony of Christopher P.N. Woodcock and supporting schedules.
- E. Testimony of Robert E. Benson.
- F. Marked up Tariffs.

A

1

# KEOUGH & SWEENEY, LTD.

ATTORNEYS AND COUNSELORS AT LAW  
41 MENDON AVENUE  
PAWTUCKET, RHODE ISLAND 02861  
**TELEPHONE** (401) 724-3600  
**FACSIMILE** (401) 724-9909  
www.keoughsweeney.com

**JOSEPH A. KEOUGH JR.\***  
**JEROME V. SWEENEY III\***

**SEAN P. KEOUGH\***  
**STACI L. KOLB**

**JEROME V. SWEENEY II**  
**OF COUNSEL**

\*ADMITTED TO PRACTICE IN  
RHODE ISLAND & MASSACHUSETTS

RAYNHAM OFFICE:  
90 NEW STATE HIGHWAY  
RAYNHAM, MA 02109  
TEL. (508) 822-2813  
FAX (508) 822-2832

BOSTON OFFICE:  
171 MILK STREET  
SUITE 30  
BOSTON, MA 02109  
TEL. (617) 574-0054  
FAX (617) 451-1914

May 9, 2017

The Honorable Margaret E. Curran, Chairperson  
State of Rhode Island  
Public Utilities Commission  
89 Jefferson Boulevard  
Warwick, RI 02888

**RE: *Pawtucket Water Supply Board  
Multi-Year Rate Plan Compliance Filing And  
Notice Of Change In Rates Pursuant To R.I.G.L. § 39-15.1-4***

Dear Chairperson Curran:


Enclosed herewith please find an original and nine (9) copies of a Multi-Year Rate Plan Compliance Filing, Proposed Tariff Change And Notice Of Change In Rate Schedules Pursuant To R.I.G.L. § 39-15.1-4 filed by the Pawtucket Water Supply Board ("PWSB").

This filing includes pre-filed testimony and a proposed public notice. I would respectfully ask that your staff review the proposed notice so that it can be published as soon as possible. Also, please note that an electronic copy of this filing has been provided to the service list from the PWSB's most recent rate filing, Docket 4550, and a hard copy has also been mailed to the Rhode Island Attorney General's Office.

The following individuals should receive all correspondence for any additional information to be provided by the Public Utilities Commission: James L. DeCelles, P.E., Chief Engineer, Pawtucket Water Supply Board, 85 Branch Street, Pawtucket, Rhode Island 02860 and Joseph A. Keough, Jr., Esquire, Keough & Sweeney, Ltd., 41 Mendon Avenue, Pawtucket, Rhode Island 02861.

Thank you for your attention to these matters.

Sincerely,



Joseph A. Keough, Jr.

B

**STATE OF RHODE ISLAND AND PROVIDENCE PLANTATIONS  
PUBLIC UTILITIES COMMISSION**

**IN RE: PAWTUCKET WATER SUPPLY BOARD**

**DOCKET NO. 4550**

**MULTI-YEAR RATE PLAN COMPLIANCE FILING, PROPOSED TARIFF CHANGE, AND  
CHANGE IN RATE SCHEDULES PURSUANT TO R.I.G.L. § 39-15.1-4**


Now comes the Pawtucket Water Supply Board ("PWSB"), and pursuant to R.I.G.L. §39-15.1-4, hereby gives the Rhode Island Public Utilities Commission ("Commission") notice of its proposed change in rates in conformance with the multi-year rate plan authorized by the Commission in Docket 4550. In support of its proposed change in rates, the PWSB states as follows:

1. The Pawtucket Water Supply Board is a municipal board authorized by the City Charter of the City of Pawtucket, Rhode Island with its principal place of business at 85 Branch Street, Pawtucket, Rhode Island.
2. On February 4, 2015, the PWSB filed an application for a general rate increase (Docket 4550).
3. In its application, the PWSB proposed a multi-year rate plan pursuant to R.I.G.L. §39-15.1-4, which included a proposed three step increase effective in Fiscal Years 2016, 2017 and 2018.
4. The parties in Docket 4550 reached a Settlement Agreement that the Commission approved.
5. The Settlement Agreement provided for a multi-year rate increases with increased rates effective in Fiscal Years 2016 (Step One), 2017 (Step Two) and 2018 (Step Three).
6. Pursuant to R.I.G.L. §39-15.1-4 the PWSB was required to submit a Compliance filing to the Commission before it implemented Steps Two and Three of the multi-year rate plan for Fiscal Years 2017 and 2018.
7. On April 8, 2016, the PWSB submitted a compliance filing seeking approval of Step Two of its Multi-Year Plan.
8. In its compliance filing for Step Two, the PWSB sought a 2.8% across-the-board increase on all rate classes.
9. This requested increase was less than the 6.6% across-the-board increase the Commission originally approved for Fiscal Year 2017.

10. The Commission approved the 2.8% increase sought by the PWSB for Fiscal Year 2017.
11. The PWSB now gives notice that it will increase its overall cost of service on July 9, 2017 by an amount not to exceed \$485,574 to support total operating revenue of \$21,526,507 for the third step of the multi-year rate plan approved by the Commission in Docket 4550.
12. If granted, this increased cost of service will result in a 2.3% increase in rates across the board for all rate classes.
13. Pursuant to R.I.G.L. §39-15.1-4, the rates resulting from the increased cost of service will become effective on July 9, 2017 unless the Commission decides that the proposed rate increase is unreasonable or inconsistent with the approved plan, in which case the Commission shall hold a hearing on the proposed rate increase and may approve, or reasonably amend, the proposed rate increase.
14. In support of its notice of change and rates, the Pawtucket Water Supply Board incorporates the testimony and schedules of Christopher P.N. Woodcock and Robert E. Benson, submitted herewith.

Wherefore, the Pawtucket Water Supply Board respectfully requests that the Rhode Island Public Utilities Commission increase its cost of service by an amount not to exceed \$485,574 to support total operating revenue of \$21,526,507, and all other relief the Commission deems meet and just.

PAWTUCKET WATER SUPPLY BOARD  
By its attorney,



\_\_\_\_\_  
Joseph A. Keough, Jr.  
KEOUGH & SWEENEY, LTD

41 Mendon Avenue  
Pawtucket, RI 02861  
(401) 724-3600 (phone)  
(401) 724-9909 (fax)  
jkeoughjr@keoughsweeney.com

### CERTIFICATION

I hereby certify that on May 9, 2017, I sent a copy of the within to all parties set forth on the attached Service List from Docket 4550 by electronic mail and copies to Luly Massaro, Commission Clerk, and the Rhode Island Department of Attorney General by electronic mail and regular mail.

<b>Parties/Address</b>	<b>E-mail Distribution</b>	<b>Phone</b>
Joseph A. Keough, Jr., Esq. Keough & Sweeney 41 Mendon Ave. Pawtucket, RI 02861	<a href="mailto:jkeoughjr@keoughsweeney.com">jkeoughjr@keoughsweeney.com</a>	401-724-3600
James L. DeCelles, P.E. Chief Engineer Pawtucket Water Supply Board 85 Branch St. Pawtucket, RI 02860	<a href="mailto:decelles@pwsb.org">decelles@pwsb.org</a>	401-729-5001
	<a href="mailto:rbenson@pwsb.org">rbenson@pwsb.org</a>	
Department of Attorney General 150 South Main St. Providence, RI 02903	<a href="mailto:lwold@riag.gov">lwold@riag.gov</a>	401-222-2424
	<a href="mailto:steve.scialabba@dpuc.ri.gov">steve.scialabba@dpuc.ri.gov</a>	
	<a href="mailto:john.bell@dpuc.ri.gov">john.bell@dpuc.ri.gov</a>	
	<a href="mailto:Al.mancini@dpuc.ri.gov">Al.mancini@dpuc.ri.gov</a>	
	<a href="mailto:Pat.smith@dpuc.ri.gov">Pat.smith@dpuc.ri.gov</a>	
	<a href="mailto:Jmunoz@riag.ri.gov">Jmunoz@riag.ri.gov</a>	
Christopher Woodcock Woodcock & Associates, Inc. 18 Increase Ward Drive Northborough, MA 01532	<a href="mailto:Woodcock@w-a.com">Woodcock@w-a.com</a>	508-393-3337
David Bebyn B&E Consulting 21 Dryden Lane Providence, RI 02904	<a href="mailto:dbebyn@beconsulting.biz">dbebyn@beconsulting.biz</a>	401-785-0800
Thomas S. Catlin Exeter Associates, Inc. 10480 Little Patuxent Parkway Suite 300 Columbia, MD 21044	<a href="mailto:tcatlin@exeterassociates.com">tcatlin@exeterassociates.com</a>	410-992-7500
	<a href="mailto:jmierzwa@exeterassociates.com">jmierzwa@exeterassociates.com</a>	
	<a href="mailto:lmorgan@exeterassociates.com">lmorgan@exeterassociates.com</a>	
Michael McElroy, Esquire Schacht & McElroy PO Box 6721 Providence, RI 02940-6721	<a href="mailto:Michael@McElroyLawOffice.com">Michael@McElroyLawOffice.com</a>	401-351-4100
Thomas Hefner, Esquire Town of Cumberland	<a href="mailto:thefner@cumberlandri.org">thefner@cumberlandri.org</a>	

David Russell	<a href="mailto:Davidrussell015@comcast.net">Davidrussell015@comcast.net</a>	
<b>File original and nine (9) copies w/:</b> Luly E. Massaro, Commission Clerk Public Utilities Commission 89 Jefferson Boulevard Warwick, RI 02888	<a href="mailto:Luly.massaro@puc.ri.gov">Luly.massaro@puc.ri.gov</a>	401-780-2104
	<a href="mailto:Amy.dalessandro@puc.ri.gov">Amy.dalessandro@puc.ri.gov</a>	401-941-1691
	<a href="mailto:Sharon.colbycamara@puc.ri.gov">Sharon.colbycamara@puc.ri.gov</a>	




---

Joseph A. Keough, Jr., Esquire # 4925  
KEOUGH & SWEENEY, LTD.  
41 Mendon Avenue  
Pawtucket, RI 02861  
(401) 724-3600 (phone)  
(401) 724-9909 (fax)  
[jkeoughjr@keoughsweeney.com](mailto:jkeoughjr@keoughsweeney.com)

c

**STATE OF RHODE ISLAND AND PROVIDENCE PLANTATIONS  
PUBLIC UTILITIES COMMISSION**

**IN RE: PAWTUCKET WATER SUPPLY BOARD**

**DOCKET 4550**

**NOTICE OF MULTI-YEAR RATE PLAN COMPLIANCE FILING,  
PROPOSED TARIFF CHANGE AND CHANGE IN RATE SCHEDULES  
PURSUANT TO R.I.G.L. § 39-15.1-4**

The Pawtucket Water Supply Board ("PWSB") hereby gives notice that on May 9, 2017 it filed a Multi-Year Rate Plan Compliance Filing And Notice Of Change In Rates Pursuant To R.I.G.L. § 39-15.1-4 with the Rhode Island Public Utilities Commission ("Commission"). This Compliance Filing seeks to implement the third phase of a Multi-Year Rate Plan approved by the Commission in Docket 4550.

In its Multi-Year Rate Plan Compliance Filing, Proposed Tariff Change And Notice Of Change In Rates Pursuant To R.I.G.L. § 39-15.1-4, the PWSB seeks to increase its revenues from rates in the amount of \$485,574 to support total operating revenue of \$21,526,507. The impact of this request will result in an across-the-board rate increase of 2.3% on all rate classes. For a typical residential customer who uses 800 cubic feet of water per month (200 gallons per day), the impact of this request will result in an increase of \$13.56 per year. The proposed revenue increase is the last of three phases authorized by the Commission in Docket 4550.

While the new rates are proposed to become effective July 9, 2017, the Commission can hold a hearing on the proposed rate increase and tariff change and may approve, or reasonably amend, the PWSB's proposal. No rate change will take effect until the Commission has conducted a full investigation and hearing on the PWSB's proposal. The Commission will publish a notice of any hearing dates when they are scheduled.

Copies of the PWSB's filings are on file for examination at the Pawtucket Water Supply Board's office and at the office of the Public Utilities Commission, 89 Jefferson Boulevard, Warwick, Rhode Island. A copy of the filing was also provided to the Rhode Island Attorney General's Department.

Pawtucket Water Supply Board  
85 Branch Street, Pawtucket, RI 02860  
<http://www.pwsb.org>

D

**RHODE ISLAND PUBLIC UTILITIES COMMISSION**

**DOCKET NO. 4550  
PAWTUCKET WATER SUPPLY BOARD**

**PREFILED TESTIMONY OF  
CHRISTOPHER P.N. WOODCOCK  
ON BEHALF OF  
THE PAWTUCKET WATER SUPPLY BOARD'S  
MULTI-YEAR RATE PLAN COMPLIANCE FILING,  
PROPOSED TARIFF CHANGE,  
AND CHANGE IN RATE SCHEDULES  
PURSUANT TO R.I.G.L. § 39-15.1-4**

**Woodcock & Associates, Inc.  
18 Increase Ward Drive  
Northborough MA 01532**

**MAY 9, 2017**

PREFILED TESTIMONY OF  
CHRISTOPHER P.N. WOODCOCK

1  
2  
3  
4 **Q: Please state your name and business address?**

5 A: My name is Christopher P.N. Woodcock and my business address is 18 Increase Ward  
6 Drive, Northborough, Massachusetts 01532.

7  
8 **Q: By whom are you employed and in what capacity?**

9 A: I am the President of Woodcock & Associates, Inc. a consulting firm specializing in water  
10 and wastewater rate and financial studies.

11  
12 **Q: Are you the same Christopher Woodcock that submitted pre-filed direct and rebuttal tes-**  
13 **timony as well as live testimony in Docket 4550?**

14 A: Yes I am.

15  
16 **Q. Please provide an overview of the history of the PWSB'S multi-year increase.**

17 A. On February 4, 2015, the PWSB filed an application for a general rate increase (Docket  
18 4550). In its application, the PWSB proposed a multi-year rate plan pursuant to R.I.G.L.  
19 §39-15.1-4, which included a proposed three step increases effective in Fiscal Years 2016,  
20 2017 and 2018. The parties in Docket 4550 presented a Settlement Agreement, which the  
21 Rhode Island Public Utilities Commission ("Commission") approved. The Settlement  
22 Agreement provided for a multi-year rate increases with increased rates effective in Fiscal  
23 Years 2016 (Step One), 2017 (Step Two) and 2018 (Step Three).

24  
25 Pursuant to R.I.G.L. §39-15.1-4, the PWSB was required to submit a compliance filing to the  
26 Commission before it implemented Steps Two and Three of the multi-year rate plan for Fis-  
27 cal Years 2017 and 2018. On April 8, 2016, the PWSB submitted a compliance filing seeking  
28 approval of Step Two of its Multi-Year Plan. In its compliance filing for Step Two, the PWSB  
29 sought a 2.8% across-the-board increase on all rate classes. This requested increase was

1 less than the 6.6% across-the-board increase the Commission originally approved for Fiscal  
2 Year 2017. At its June 14, 2016 Open Meeting, the Commission approved the 2.8% increase  
3 for Fiscal Year 2017, and the PWSB subsequently implemented this increase.  
4

5 **Q. Please provide an overview of the PWSB's requested increase for the third and final step.**

6 A. The Settlement Agreement in Docket 4550 provided for a revenue increase of \$826,561 in  
7 Fiscal Year 2018, which would have resulted in a 3.8% across-the-board rate increase for all  
8 customers. After reviewing the various expenses that comprised the Step Three increase,  
9 the PWSB has lowered the increase needed for Fiscal Year 2018. As such, in this Compli-  
10 ance Filing, the PWSB seeks to increase its overall cost of service by an amount not to ex-  
11 ceed \$485,574 to support total operating revenue of \$21,526,507 for the third step of the  
12 multi-year rate plan approved by the Commission in Docket 4550. This will result in a 2.3%  
13 across-the-board rate increase for all of the PWSB's customers.  
14

15 **Q: Can you provide an overview of the reduction?**

16 A: Yes. The following tables show the amount of the proposed step increase for Fiscal Year  
17 2018 included in the Docket 4550 Settlement Agreement, and the amount the PWSB re-  
18 quests in this Compliance Filing.  
19

1

	<u>Step 3 Increase Docket 4550 Settlement</u>	<u>Step 3 Increase Revised For Compliance filing</u>
Rate Year Revenue FY17	\$21,811,579	\$21,040,933 <sup>1</sup>
Debt	\$257,898	\$0
Property Taxes	\$1,843	\$0
Inflation Labor	\$55,174	\$32,244
Inflation Non Labor	\$90,619	\$90,619
Treatment Plant Contract	\$44,448	\$14,565
Rate Case Expense	\$20,000	\$13,016
Revenue Stabilization	\$356,578	\$335,130
Total Increase	\$826,561	\$485,574
FY 18 Revenue Requirement	\$22,638,140	\$21,526,507
Proposed Step Increase	3.8%	2.3%

2

3

4 **Q. What issues will you address in your testimony?**

5 A. I will address the line items for non-labor inflation and revenue stabilization. I have also  
6 prepared a revised page two of Joint Settlement Schedule 12.0 to show the proposed re-  
7 vised step three increase and rate impacts. Finally, I have prepared marked up tariffs that  
8 incorporate the PWSB's proposed rate increase. The testimony of Robert Benson will ad-  
9 dress the remaining expense items that comprise the PWSB's increase in this filing (Debt,  
10 Property Taxes, Labor Inflation, Treatment Plant Contract, and Rate Case Expense).

11

12 **Q: Has the PWSB adjusted the non-labor inflation request?**

13 A: No, this is the same as the amount allowed in Docket 4550. We believe that the same infla-  
14 tion rates are still appropriate and have not suggested any changes to these.

15

16

17

---

<sup>1</sup> The overall revenue requirement was revised in the PWSB's Step Two Compliance Filing.

1 **Q. How have you calculated the revenue stabilization expense?**

2 A. In the Docket 4550 Settlement approved by the Commission, the parties agreed that the  
3 PWSB's Revenue Stabilization Account could be funded at the full three percent of the total  
4 allowed expenses. This formula is incorporated into the PWSB's third step increase.

5

6 **Q: Have you prepared any schedules that memorialize the revenue increase and the result-**  
7 **ing rate impacts?**

8 A: Yes. Attached to my testimony is a revised second page of the Joint Settlement Schedule  
9 12.0 that shows the proposed revised Step Three increase and rate impacts. I also prepared  
10 marked up tariffs that incorporate the PWSB's proposed rate increase and are included in  
11 this filing.

12

13 **Q. Does this conclude your direct testimony?**

14 A. Yes it does.

**PROPOSED STEP INCREASES****YEAR 3 - FY 2018**

Rate Year (FY 2017) Revenue Requirements = \$21,040,933

Step Increases for 2018

New Debt	\$	-
Property Tax Increase	\$	-
Labor Increase	\$	32,244
Inflation: Non-labor @ 2.00%	\$	90,619
DBO O&M Contract	\$	14,565
Rate Case Expense	\$	13,016
Rev. Stabiliz @ 3%	\$	335,130
	\$	485,574

FY 2018 Revenue Requirements = \$ 21,526,507

Proposed Step Increase for FY 2018 2.3%

		<u>Step Increase</u> <u>(FY2017)</u>	<u>Step Increase</u> <u>(FY 2018)</u>
<u>Metered Rates</u>			
Small (5/8 - 1")		\$4.161	\$4.257
Large (> 1")		\$3.912	\$4.002
Wholesale		\$3.401	\$3.479
<u>Service Charges</u>			
Monthly	5/8	\$10.778	\$11.027
	3/4	\$14.048	\$14.372
	1	\$19.252	\$19.696
	1 1/2	\$36.797	\$37.646
	2	\$47.092	\$48.179
	3	\$53.139	\$54.365
	4	\$120.913	\$123.703
	6	\$180.223	\$184.382
	8	\$256.471	\$262.390
<u>Fire Service</u>			
Public	/hydrant/mo	\$56.862	\$58.174
Fire Service (Monthly Bill)	\$/bill	\$4.947	\$5.061
Private			
	2	\$17.410	\$17.812
	4	\$37.587	\$38.454
	6	\$94.394	\$96.572
	8	\$171.766	\$175.730
	10	\$256.231	\$262.144
	12	\$373.297	\$381.912

E



**RHODE ISLAND PUBLIC UTILITIES COMMISSION**

**DOCKET NO. 4550  
PAWTUCKET WATER SUPPLY BOARD**

**PREFILED TESTIMONY OF  
ROBERT BENSON  
CHIEF FINANCIAL OFFICER  
of the  
PAWTUCKET WATER SUPPLY BOARD**

**ON BEHALF OF  
THE PAWTUCKET WATER SUPPLY BOARD'S  
NOTICE OF MULTI-YEAR RATE PLAN COMPLIANCE FILING,  
PROPOSED TARIFF CHANGE,  
AND CHANGE IN RATE SCHEDULES  
PURSUANT TO R.I.G.L. § 39-15.1-4**

**MAY 9, 2017**

1 **Introduction**

2 **Q. Please provide your full name, title and business address for the record.**

3 **A.** Robert E. Benson, Chief Financial Officer, Pawtucket Water Supply Board, 85 Branch Street,  
4 Pawtucket, RI 02860  
5

6 **Q. How long have you held this position?**

7 **A.** I have been in this position for over 12 years beginning on January 18, 2005.  
8

9 **Q. What are your responsibilities at the Pawtucket Water Supply Board (PWSB)?**

10 **A.** I supervise and oversee the financial administration of the PWSB including the reporting and  
11 monitoring the financial compliance with all regulations and legal restrictions issued by all  
12 regulatory agencies and RI Infrastructure Bank (formerly known as the RI Clean Water Finance  
13 Agency) bond agreements.  
14

15 **Q: Are you the same Robert Benson that submitted pre-filed direct and rebuttal testimony as**  
16 **well as live testimony in Docket 4550?**

17 **A:** Yes, I am.  
18

19 **Q: What is the purpose of your testimony in this docket?**

20 **A:** To support the Multi-Year Rate Plan Compliance Filing And Notice Of Change In Rates  
21 Pursuant To R.I.G.L. § 39-15.1-4 filed by the Pawtucket Water Supply Board ("PWSB").  
22

23 **Q. Please provide an overview of the history of the PWSB'S multi-year increase.**

24 **A.** On February 4, 2015, the PWSB filed an application for a general rate increase (Docket 4550).  
25 In its application, the PWSB proposed a multi-year rate plan pursuant to R.I.G.L. §39-15.1-4,  
26 which included a proposed three step increases effective in Fiscal Years 2016, 2017 and 2018.  
27 The parties in Docket 4550 presented a Settlement Agreement, which the Rhode Island Public  
28 Utilities Commission ("Commission") approved. The Settlement Agreement provided for a  
29 multi-year rate increases with increased rates effective in Fiscal Years 2016 (Step One), 2017  
30 (Step Two) and 2018 (Step Three).  
31

Pursuant to R.I.G.L. §39-15.1-4 the PWSB was required to submit a compliance filing to the Commission before it implemented Steps Two and Three of the multi-year rate plan for Fiscal Years 2017 and 2018. On April 8, 2016, the PWSB submitted a compliance filing seeking approval of Step Two of its Multi-Year Plan. In its compliance filing for Step Two, the PWSB sought a 2.8% across-the-board increase on all rate classes. This requested increase was less than the 6.6% across-the-board increase the Commission originally approved for Fiscal Year 2017. At its June 14, 2016 Open Meeting, the Commission approved the 2.8% increase for Fiscal Year 2017, and the PWSB implemented this increase.

**Q. Please provide an overview of the PWSB's requested increase for the third and final step.**

A. The Settlement Agreement in Docket 4550 provided for a revenue increase of \$826,561 in Fiscal Year 2018, which would have resulted in a 3.8% across-the-board rate increase for all customers. After reviewing the various expenses that comprised the Step Three increase, the PWSB can now lower the increase needed for Fiscal Year 2018. As such, in this Compliance Filing, the PWSB seeks to increase its overall cost of service by an amount not to exceed \$485,574 to support total operating revenue of \$21,526,507 for the third step of the multi-year rate plan approved by the Commission in Docket 4550. This will result in a 2.3% across-the-board rate increase for all of the PWSB's customers.

**Q: Can you provide an overview of the reduction?**

A: Yes. The following tables show the amount of the proposed third step increase for Fiscal Year 2018 included in the Docket 4550 Settlement Agreement and the amount the PWSB requests in this Compliance Filing.

1

	<b><u>Step 3 Increase Docket 4550 Settlement</u></b>	<b><u>Step 3 Increase Revised For Compliance filing</u></b>
Rate Year Revenue FY17	\$21,811,579	\$21,040,933 <sup>1</sup>
Debt	\$257,898	\$0
Property Taxes	\$1,843	\$0
Inflation Labor	\$55,174	\$32,244
Inflation Non Labor	\$90,619	\$90,619
Treatment Plant Contract	\$44,448	\$14,565
Rate Case Expense	\$20,000	\$13,016
Revenue Stabilization	<u>\$356,578</u>	<u>\$335,130</u>
Total Increase	\$826,561	\$485,574
FY 18 Revenue Requirement	\$22,638,140	\$21,526,507
Proposed Step Increase	3.8%	2.3%

2

3 **Q. What issues will you address in your testimony?**

4 A. My testimony will address the reduction to the third step increase originally approved by the  
5 Commission in Docket 4550. Specifically, my testimony will address Debt Service, Property  
6 Taxes, Labor Costs, Treatment Plant Operating Contract Expense, and Rate Case Expenses. I will  
7 also address the PWSB's consumption over the past three years. Mr. Woodcock's testimony will  
8 address the line items for non-labor inflation and revenue stabilization. He will also provide a  
9 revised page two of Joint Settlement Schedule 12.0 to show the proposed revised Step Three  
10 increase and rate impacts, and marked up tariffs that incorporate the PWSB's proposed rate  
11 increase.

12

13 **Debt Service**

14 **Q. Does the PWSB still need an increase in Debt Service?**

15 A. No. The Commission will recall that the PWSB was able to achieve significant savings in its debt  
16 service obligations through a debt forgiveness grant and bond refundings before its Step Two  
17 increase. Thus, the PWSB can meet its Debt Service Obligations in Fiscal Year 2018 without an  
18 increase.

19

20

---

<sup>1</sup> The overall revenue requirement was revised in the PWSB's Step Two Compliance Filing.

1     **Property Taxes**

2     **Q. Does the PWSB still seek an increase for property taxes?**

3     A. No, the PWSB originally sought a very minor increase, which is no longer necessary.

4  
5     **Labor Costs**

6     **Q. What is the basis for salary and wage increase?**

7     A. I prepared Schedule RB-01, which is attached to my testimony, to calculate the estimated salary  
8         costs for fiscal year Fiscal Year 2018 which is covered by the Step Three increase. The total  
9         anticipated costs are \$2,818,913, which exceeds the \$2,786,669 approved in the PWSB's Step  
10        Two compliance by \$32,244. However, the amount the PWSB seeks is \$22,930 less than the  
11        \$55,174 originally approved for the Step Three increase.

12  
13    **Treatment Plant Operating Contract Cost**

14    **Q. What is the contract cost for operating the treatment facility in Fiscal Year 2018?**

15    A. The contract costs for Fiscal Year 2018 is \$1,886,211, which is \$14,565 more than the amount  
16        approved in the step two compliance filing. However, this increase is \$29,883 less than the  
17        \$44,448 originally approved for step three. Schedule RB-02 attached to my testimony computes  
18        the contract cost in accordance with the terms of the service agreement. This agreement  
19        requires the base contract year and each subsequent year to be increased by the Consumer  
20        Price Index for all Urban Consumers, Northeast Urban Size Class B/C Communities Population  
21        <1,500,000 published by the U.S. Department of Labor. A copy of the CPI Index table is  
22        attached as Schedule RB-03.

23  
24    **Rate Case Expense**

25    **Q. Does the PWSB seek an increase in rate case expense?**

26    A. No. The Commission will recall that in In Docket 4550, the PWSB did not have a final amount for  
27        rate case expenses when the Commission approved the Settlement Agreement. Thus, the  
28        parties agreed to a three-year normalization of \$230,000 for rate case expense, and agreed to  
29        update this expense to reflect actual expenses. The actual rate case expense in Docket 4550  
30        was \$209,049 or \$20,951 less. The rate case costs were amortized over 3 years, so the  
31        allowance was \$6,984 more than the actual cost (amortized). The parties in Docket 4550 also

1 agreed to an allowance of \$20,000 for expenses related to the compliance filings for the multi-  
2 year rate plan. In our Step Two compliance filing we continued to propose this \$20,000 cost,  
3 but reduced it by the \$6,984 discussed above for a net cost of \$13,016 for compliance filings.  
4 The PWSB does not seek an increase from this amount.

5  
6 **Consumption**

7 **Q. In the PWSB's Step Two compliance filing, the Town of Cumberland asked that the PWSB**  
8 **provide consumption information in this Step Three compliance filing. Have you provided this**  
9 **information?**

10 A. Yes. Attached as RB-04 is a schedule showing consumption in for the last three years (for the  
11 twelve month period ending 3/31). As set forth on this schedule, wholesale consumption has  
12 increased and retail consumption has decreased. As a result, the three year average for total  
13 consumption is only slightly higher the amount set in Docket 4550.

14

<u>Docket 4450 Total</u>	<u>FY 2015 Total</u>	<u>FY 2016 Total</u>	<u>FY 2017 Total</u>	<u>3 Year Average</u>
3,720,375	3,688,406	3,740,983	3,775,227	3,734,872

15  
16 **Conclusion**

17 **Q. Does this conclude your testimony?**

18 A. Yes.

# PAYROLL BUDGET FY2018

Year end: **June 30, 2018**

## AUTHORIZED POSITIONS

## TOTAL COMPENSATION

Payroll DEPT NO.	GMBA DEPT NO.	Job Title	Pay Plan Code	Regular Salary	Temporary Labor	Longevity	Cell Phones, Beeper, Pagers	Overtime	Out of Grade	TOTAL
32	9510	Chief Engineer & General Manager	UNC60	131,965.02		-	-	-	-	131,965.02
32	9510	Assistant Chief Engineer	UNC45	104,528.98		-	-	-	-	104,528.98
32	9510	Administrative Assistant	UNC23	52,329.64		4,709.67	-	-	-	57,039.31
32	9510	Chief Financial Officer	X19	73,137.92		5,119.65	-	-	-	78,257.57
32	9510	Financial Administrator	W13C	68,643.09		5,834.66	-	-	-	74,477.75
32	9510	Finance Assistant	R36C	41,837.16		-	-	-	-	41,837.16
32	9510	Information Systems Manager	W13C	68,643.09		6,521.09	-	-	-	75,164.18
32	9510	Information Systems Specialist	W11C			-	-	-	-	-
<b>9510 Total</b>				<b>541,084.90</b>	<b>-</b>	<b>22,185.07</b>	<b>-</b>	<b>-</b>	<b>-</b>	<b>563,269.97</b>
29	9520	Customer Service Manager	W13C	68,643.09		5,834.66	-	-	-	74,477.75
29	9520	Customer Service Representative	R38C	44,759.35		4,028.34	-	880.42	-	49,668.11
29	9520	Customer Service Agent	R36C	41,837.16		-	-	822.94	-	42,660.10
29	9520	Customer Service Agent	R36C	41,837.16		-	-	822.94	-	42,660.10
<b>9520 Total</b>				<b>197,076.76</b>	<b>-</b>	<b>9,863.00</b>	<b>-</b>	<b>2,526.30</b>	<b>-</b>	<b>209,466.06</b>
37	9530	Source Water Manager	W15C	75,672.78		5,675.46	1,300.00	-	-	82,648.24
37	9530	Source Water Technician	R40C	46,342.74		4,170.85	780.00	650.19	-	51,943.78
37	9530	Building Custodian	R16C	35,110.11		2,808.81	-	-	-	37,918.92
<b>9530 Total</b>				<b>157,125.63</b>	<b>-</b>	<b>12,655.12</b>	<b>2,080.00</b>	<b>650.19</b>	<b>-</b>	<b>172,510.94</b>
31	9560	Transmission & Distribution Manager	W15C	75,672.78		7,188.91	1,300.00	-	-	84,161.69
31	9560	Operations Assistant	R38C	44,759.35		3,580.75	-	-	-	48,340.10
31	9560	Fleet Maintenance Mechanic	R42C	48,060.88		2,883.65	-	-	-	50,944.53
31	9560	Water Stock Clerk	R30C	39,640.18		2,774.81	-	-	-	42,414.99
31	9560	Water Utility Supervisor	W12C	65,406.00		6,213.57	1,300.00	7,601.68	190.07	80,711.32
31	9560	Crew Leader	R50C	55,787.15		5,020.84	3,185.00	6,483.75	162.12	70,638.86
31	9560	Crew Leader	R48C	53,898.53		4,311.88	3,185.00	6,264.25	156.63	67,816.29
31	9560	Crew Leader	R48C	53,898.53		4,311.88	3,185.00	6,264.25	156.63	67,816.29
31	9560	Crew Leader	R48C	53,898.53		4,311.88	3,185.00	6,264.25	156.63	67,816.29
31	9560	Water Equipment Operator	R36C	41,837.16		-	780.00	4,862.44	121.58	47,601.18
31	9560	Water Equipment Operator	R36C	41,837.16		-	780.00	4,862.44	121.58	47,601.18
31	9560	Water Equipment Operator	R44C	50,027.43		4,002.19	780.00	5,814.34	145.38	60,769.34
31	9560	Water Utility Worker III	R40C	46,342.74		3,707.42	-	5,386.09	134.67	55,570.92
31	9560	Water Utility Worker II	R36C	41,837.16		2,928.60	-	4,862.44	121.58	49,749.78
31	9560	Water Utility Worker III	R40C	46,342.74		3,707.42	-	5,386.09	134.67	55,570.92
31	9560	Water Utility Worker	R28C	38,093.18		-	-	4,427.30	110.70	42,631.18
31	9560	Water Utility Worker III	R40C	46,342.74		3,243.99	-	5,386.09	134.67	55,107.49
31	9560	Water Utility Worker II	R36C	41,837.16		2,928.60	-	4,862.44	121.58	49,749.78
31	9560	Water Utility Worker I	R32C	39,889.70		2,792.28	-	4,636.10	115.92	47,434.00
31	9560	Water Utility Worker I	R32C	39,889.70		2,792.28	-	4,636.10	115.92	47,434.00
31	9560	Retired - 75 Day Rule (flushing)	H99		13,664.76					13,664.76
31	9560	Retired - 75 Day Rule (flushing)	H99		11,359.80					11,359.80
<b>9560 Total</b>				<b>965,298.80</b>	<b>25,024.56</b>	<b>66,700.95</b>	<b>17,680.00</b>	<b>88,000.05</b>	<b>2,200.33</b>	<b>1,164,904.69</b>
33	9570	Water Engineering Manager	W15C	75,672.78		-	1,300.00	-	-	76,972.78
33	9570	Water Project Manager	W14C	72,063.82		6,846.06	1,300.00	-	-	80,209.88
33	9570	Sr. Water Project Engineer	W12C			-	-	-	-	-
33	9570	Sr. Water Project Engineer	W12C	65,406.00		6,213.57	-	1,037.99	566.61	73,224.17
33	9570	Water Project Engineer	R48C	53,898.53		4,311.88	-	855.37	466.92	59,532.70
33	9570	Water Project Engineer	R48C	53,898.53		4,311.88	-	855.37	466.92	59,532.70
33	9570	Jr. Water Project Engineer	R36C			-	-	-	-	-
33	9570	Water CAD/GIS/Records Coordinator	R48C	53,898.53		4,311.88	-	-	-	58,210.41
<b>9570 Total</b>				<b>374,838.19</b>	<b>-</b>	<b>25,995.27</b>	<b>2,600.00</b>	<b>2,748.73</b>	<b>1,500.45</b>	<b>407,682.64</b>
28	9580	Technical Assistance Supervisor	W11C	62,315.78		5,608.42	1,300.00	-	-	69,224.20
28	9580	Cross Connection Control Technician	R44C	50,027.43		4,002.19	-	378.46	294.81	54,702.89
28	9580	Water Meter Service Technician	R32C			-	-	-	-	-
28	9580	Water Meter Service Technician	R32C	39,889.70		3,191.18	-	301.77	235.07	43,617.72
28	9580	Water Meter Service Technician	R32C	39,889.70		3,590.07	-	301.77	235.07	44,016.61
28	9580	Water Meter Service Technician	R32C	39,889.70		3,590.07	-	301.77	235.07	44,016.61
28	9580	Water Meter Reader Service Person	R28C			-	-	-	-	-
28	9580	Water Meter Reader Service Person	R28C			-	-	-	-	-
28	9580	Customer Service Agent	R36C	41,837.16		3,346.97	-	316.50	-	45,500.63
<b>9580 Total</b>				<b>273,849.47</b>	<b>-</b>	<b>23,328.90</b>	<b>1,300.00</b>	<b>1,600.27</b>	<b>1,000.02</b>	<b>301,078.66</b>
<b>Grand Total</b>				<b>-</b>	<b>25,024.56</b>	<b>160,728.31</b>	<b>23,660.00</b>	<b>95,525.54</b>	<b>4,700.80</b>	<b>2,818,912.96</b>

**SCHEDULE RB-02**

**Pawtucket Water Supply Board  
Treatment Plant Contract Calculation  
Balances per PWSB Accounting Records  
For year ending June 30, 2018**

Consumer Price Index - All Urban Consumers: Northeast Urban - Size Class B/C ( from US Department of Labor website)

<u>Calculate Annual CPI Factor</u>	<u>2012</u>	<u>2013</u>	<u>2014</u>	<u>2015</u>	<u>2016</u>	<u>2017</u>	
Jan	145.456	147.337	149.186	147.599	148.264		
Feb	146.217	148.195	149.685	147.565	148.466		
Mar	146.961	147.909	150.706	148.225	148.834		
Apr	147.460	147.909	150.466	148.482	149.693		
May	147.244	147.971	151.354	149.237	150.261		
Jun	146.533	147.926	151.162	150.122	150.491		
Jul	146.456	148.223	151.359	150.008	150.523		
Aug	146.885	148.802	150.633	149.380	150.540		
Sep	147.846	148.683	150.559	148.967	150.819		
Oct	148.210	148.483	150.333	148.569	151.358		
Nov	147.246	148.420	149.150	148.509	151.010		
Dec	147.004	148.367	148.240	148.196	150.935		
	1763.5	1778.2	1802.8	1784.9	1801.2	0.0	<b>Average Last 3</b>
<u>Calculate CPI Adjustment %</u>							<b>Yrs</b>
Current Year End CPI factor	1,763.50	1,778.20	1,802.80	1,784.90	1,801.20		1,791.78
Prior Year End CPI factor	1,730.20	1,763.50	1,778.20	1,802.80	1,784.90		1,782.35
CPI adjustment	33.30	14.70	24.60	(17.90)	16.30		9.42
CPI Adjustment %	1.90%	0.80%	1.40%	-0.99%	0.92%		0.53%
	1	1	1	1	1	0	4
	<b>Year 10</b>	<b>Year 11</b>	<b>Year 12</b>	<b>Year 13</b>	<b>Year 14</b>	<b>Year 15</b>	
<u>Calculate Annual Service Fee - Option B (New Treatment Facility)</u>						<b>FY18 Budget</b>	
Current Service Fee	1,800,854.40	1,835,070.63	1,849,751.23	1,875,647.75	1,857,078.84	<b>1,874,163.97</b>	
CPI Adjustment %	1.90%	0.80%	1.40%	-0.99%	0.92%	<b>0.53%</b>	ave CPI adjust
Service Fee increase	34,216.23	14,680.57	25,896.52	(18,568.91)	17,085.13	<b>9,933.07</b>	
New Annual Service Fee	1,835,070.66	1,849,751.23	1,875,647.75	1,857,078.84	1,874,163.97	<b>1,884,097.04</b>	
Number of months	12	12	12	12	12	<b>12</b>	
New Monthly Service Fee	152,922.56	154,145.94	156,303.98	154,756.57	156,180.33	<b>157,008.09</b>	
<u>Pass Through Costs</u>							
Annual Performance Bond (annual term eff	12,430.00	12,521.00	12,682.00	12,566.00	9,371.00	<b>9,371.00</b>	
Number of months	12	12	12	12	12	<b>12</b>	
Monthly Amount Pass Through Costs	1,035.84	1,043.42	1,056.83	1,047.17	780.92	<b>780.92</b>	
<b>Monthly Invoice Amount</b>	<b>153,958.40</b>	<b>155,189.36</b>	<b>157,360.81</b>	<b>155,803.74</b>	<b>156,961.25</b>	<b>157,789.01</b>	

SCHEDULE RB-02

**Pawtucket Water Supply Board  
Treatment Plant Contract Calculation  
Balances per PWSB Accounting Records  
For year ending June 30, 2018**

	FY13	FY14	Year 12 FY15	Year 13 FY16	Year 14 FY17	Year 15 FY18 Budget
Balance per general ledger for the	2013	2014	2015	2016	2017	2018
<b>BUDGET</b>	<u>1,827,143</u>	<u>1,861,340</u>	<u>\$ 1,869,781</u>	<u>\$ 1,899,288</u>	<u>\$ 1,871,646</u>	<u>\$ 1,886,211</u>
Jul	151,089.28	153,958.40	155,189.36	157,360.81	155,803.74	156,961.25
Aug	151,089.28	153,958.40	155,189.36	157,360.81	155,803.74	156,961.25
Sep	151,089.28	153,958.40	155,189.36	157,360.81	155,803.74	156,961.25
Oct	151,089.28	153,958.40	155,189.36	157,360.81	155,803.74	156,961.25
Nov	151,089.28	153,958.40	155,189.36	157,360.81	155,803.74	156,961.25
Dec	151,089.28	153,958.40	155,189.36	157,360.81	155,803.74	156,961.25
Jan	151,089.28	153,958.40	155,189.36	157,360.81	155,803.74	156,961.25
Adjust Performance Bond Premium		1,039.63				
Feb	151,097.53	152,922.56	155,189.36	157,360.81	155,803.74	156,961.25
Mar	151,089.28	153,958.40	155,189.36	157,360.81	155,803.74	156,961.25
retroactive increase for March	1,305.47	563.48	994.23	(708.49)	253.12	193.14
Apr	153,958.40	155,189.36	157,360.81	155,803.74	156,961.25	157,789.01
<b>subtotals- FY17 per GL as of 4/12/17</b>					<u>1,559,448.03</u>	
retroactive increase for April						
May	153,958.40	155,189.36	157,360.81	155,803.74	156,961.25	157,789.01
Jun	153,958.40	155,189.36	157,360.81	155,803.74	156,961.25	157,789.01
reclass FY09 payables	-	-	-	-	-	-
<b>GL Account 300-9550-652.30-40</b>	<u>1,822,992.44</u>	<u>1,851,760.95</u>	<u>1,869,780.90</u>	<u>1,882,950.02</u>	<u>1,873,370.53</u>	<u>1,886,211.42</u>
DBO Cost per Year 2 Compliance Filing					1,871,646.41	1,871,646.41
DBO Costs per Docket 4550 Base Year					1,889,092.00	
DBO Cost decrease per Year 2 Compliance Filing					17,445.59	
DBO Cost increase per Year 3 Compliance Filing						14,565.01

## Proposal B Service Fee Calculation for Contract Year 14

Current Service Fee = \$1,857,078.84

Ending CPI Factor = 1,801.2

Beginning CPI Factor = 1,784.9

$$\begin{aligned}\text{CPI Adjustment \%} &= \frac{(\text{Ending CPI Factor} - \text{Beginning CPI Factor})}{(\text{Beginning CPI Factor})} \\ &= \frac{(1,801.2 - 1,784.9)}{1,784.9} \\ &= 0.92\%\end{aligned}$$

$$\begin{aligned}\text{New Annual Service Fee} &= (\text{Current Service Fee}) \times (100\% + \text{CPI Adjustment \%}) \\ &= (\$1,857,078.84) \times (100\% + 0.92\%) \\ &= (\$1,857,078.84) \times (1.0092) \\ &= \$1,874,163.97\end{aligned}$$

$$\begin{aligned}\text{New Monthly Service Fee} &= \frac{\text{New Annual Service Fee}}{12} \\ &= \frac{\$1,874,163.97}{12} \\ &= \$156,180.33\end{aligned}$$

Monthly Pass Through Costs = Performance Bond

$$= \$780.92$$

$$\begin{aligned}\text{New Monthly Invoice Amount} &= \text{New Monthly Service Fee} + \text{Monthly Pass Through Costs} \\ &= \$156,180.33 + \$780.92 \\ &= \mathbf{\$156,961.25}\end{aligned}$$

[A to Z Index](#) | [FAQs](#) | [About BLS](#) | [Contact Us](#) | [Subscribe to E-mail Updates](#)

GO

[Follow Us](#) | [What's New](#) | [Release Calendar](#) | [Blog](#)
[Search BLS.gov](#)

Q

[Home](#)[Subjects](#)[Data Tools](#)[Publications](#)[Economic Releases](#)[Students](#)[Beta](#)

## Databases, Tables & Calculators by Subject

 SHARE ON: [f](#) [t](#) [in](#)

 FONT SIZE: [-](#) [+](#)

Change Output Options:

 From: [2006](#) To: [2016](#) GO

☒ include graphs ☐ include annual averages

[More Formatting Options](#) ➔

Data extracted on: January 18, 2017 (10:42:15 AM)

### Consumer Price Index - All Urban Consumers

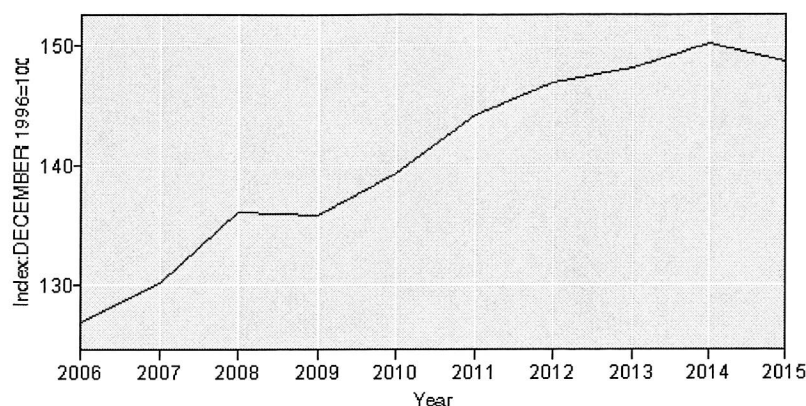
Series Id: CUURX100SA0

Not Seasonally Adjusted

Area: Northeast urban - Size Class B/C

Item: All items

Base Period: DECEMBER 1996=100

Download: [xlsx](#)

Year	Jan	Feb	Mar	Apr	May	Jun	Jul	Aug	Sep	Oct	Nov	Dec	Annual	HALF1	HALF2
2006	124.8	125.2	126.0	127.3	127.4	127.7	128.2	128.5	127.2	126.9	126.4	126.7	126.9	126.4	127.3
2007	127.237	127.546	128.691	129.563	130.488	130.893	131.391	130.519	130.206	130.761	132.049	132.323	130.139	129.070	131.208
2008	133.301	133.511	134.611	135.739	136.913	138.542	139.623	138.537	137.723	136.730	134.445	132.830	136.042	135.436	136.648
2009	133.308	133.967	134.411	134.547	134.857	136.488	136.417	136.598	136.691	137.348	137.646	137.597	135.823	134.596	137.050
2010	138.416	138.491	138.871	139.115	139.362	139.163	139.274	139.348	139.229	139.746	140.282	140.351	139.304	138.903	139.705
2011	141.001	141.547	143.001	143.987	144.697	144.525	144.952	145.339	145.369	145.404	145.335	145.062	144.185	143.126	145.244
2012	145.456	146.217	146.961	147.460	147.244	146.533	146.456	146.885	147.846	148.210	147.246	147.004	146.960	146.645	147.275
2013	147.337	148.195	147.909	147.909	147.971	147.926	148.223	148.802	148.683	148.483	148.420	148.367	148.185	147.874	148.496
2014	149.186	149.685	150.706	150.466	151.354	151.162	151.359	150.633	150.559	150.333	149.150	148.240	150.236	150.427	150.046
2015	147.599	147.565	148.225	148.482	149.237	150.122	150.008	149.380	148.967	148.569	148.509	148.196	148.738	148.538	148.938
2016	148.264	148.466	148.834	149.693	150.261	150.491	150.523	150.540	150.819	151.358	151.010	150.935	150.100	149.335	150.864

 RECOMMEND THIS PAGE USING: [f](#) Facebook [t](#) Twitter [in](#) LinkedIn

#### TOOLS

[Areas at a Glance](#)  
[Industries at a Glance](#)  
[Economic Releases](#)

#### CALCULATORS

[Inflation](#)  
[Location Quotient](#)  
[Injury And Illness](#)

#### HELP

[Help & Tutorials](#)  
[FAQs](#)  
[Glossary](#)

#### INFO

[What's New](#)  
[Careers @ BLS](#)  
[Find It! DOL](#)

#### RESOURCES

[Inspector General \(OIG\)](#)  
[Budget and Performance](#)  
[No Fear Act](#)



# INVOICE

**Marsh USA Inc.**  
Morristown NJ  
(973) 401-5000

Page	2 of 2
Invoice Total	9,371.00 USD
Invoice No.	214820039409
Invoice Date	02/06/2017
Client No.	2148200000

**Nancy Engelmann, Insurance Coordinator**  
SUEZ Water Management & Services Inc.

Billed To:  
461 From Road, Suite 400  
Paramus, NJ 07652

Surety Name	Bond No.	Effective Date	Expiration Date	Transaction Type	Description/ Type of Coverage	Item	Amount
Fidelity And Deposit Co Of Md	09006604	02/15/2017	02/15/2018	Original	Contract Bond	PREMIUM	9,371.00
<b>Invoice Comments:</b>  Principal:SUEZ Water Environmental Services Inc. Obligee:The City of Pawtucket, Rhode Island and The Pawtucket Water Supply Board Bond Amount: \$1,874,164.00 Bond Type - Description: - Pawtucket Regional Water Treatment Facility, Capital Improvements, Operations, Maintenance and Management Agreement Requester:Nancy Engelmann							
Invoice Total (Payable in Full upon Receipt)							9,371.00

Company earns and retains interest income on premium payments held by Marsh on behalf of insurers during the period between receipt of such payments from clients and the time such payments are remitted to the applicable insurer, where permitted by law.

CONTINUATION  
CERTIFICATE

Fidelity and Deposit Company of Maryland

, Surety upon

a certain Bond No. 09006604

dated effective 9/4/2010  
(MONTH-DAY-YEAR)

on behalf of SUEZ Water Environmental Services Inc.  
(PRINCIPAL)

and in favor of The City of Pawtucket, Rhode Island and The Pawtucket Water Supply Board  
(OBLIGEE)

does hereby continue said bond in force for the further period

beginning on 2/15/2017  
(MONTH-DAY-YEAR)

and ending on 2/15/2018  
(MONTH-DAY-YEAR)

Amount of bond \$1,874,164.00

Description of bond Pawtucket Regional Water Treatment Facility, Capital Improvements, Operations,  
Maintenance and Management Agreement

**PROVIDED:** That this continuation certificate does not create a new obligation and is executed upon the express condition and provision that the Surety's liability under said bond and this and all Continuation Certificates issued in connection therewith shall not be cumulative and that the said Surety's aggregate liability under said bond and this and all such Continuation Certificates on account of all defaults committed during the period (regardless of the number of years) said bond had been and shall be in force, shall not in any event exceed the amount of said bond as hereinbefore set forth.

Signed and dated on February 06, 2017  
(MONTH-DAY-YEAR)

Fidelity and Deposit Company of Maryland

By   
Kristin S. Bender, Attorney-In-Fact

SCHEDULE RB-07

PWSB Monthly Consumption ' Meter Size

Meter Size	Docket 4550	Apr-14	May-14	Jun-14	Jul-14	Aug-14	Sep-14	Oct-14	Nov-14	Dec-14	Jan-15	Feb-15	Mar-15	12 months ended 3/31/15	12 months ended 3/31/16	12 months ended 3/31/17
CONSUMPTION - HCF																
5/8	2,624,381	176,831	207,481	221,687	246,557	241,445	207,968	183,526	185,080	186,075	184,533	165,277	174,726	2,381,186	2,420,181	2,398,544
3/4		4,321	5,047	5,077	5,890	6,215	5,263	4,692	4,272	4,390	4,532	3,900	4,197	57,796	55,994	56,791
1		11,880	13,770	13,960	16,380	17,820	14,920	13,170	12,170	11,950	12,030	11,140	12,050	161,240	166,629	173,050
Small		193,032	226,298	240,724	268,827	265,480	228,151	201,388	201,522	202,415	201,095	180,317	190,973	2,600,222	2,642,804	2,628,385
11/2		8,670	9,780	9,830	11,192	11,496	10,344	9,472	9,030	9,110	9,640	9,240	8,840	116,644	123,494	119,589
2		38,120	45,650	44,020	50,950	51,890	48,430	44,360	40,890	40,730	42,130	39,710	42,500	529,380	523,300	501,570
3		6,459	9,622	7,575	9,611	8,243	8,527	7,314	6,519	5,991	6,142	4,833	5,007	85,843	70,520	41,395
4		4,576	5,753	5,133	7,419	7,858	5,538	4,744	4,525	4,426	3,416	3,811	3,480	60,679	66,056	65,541
6		4,597	6,799	5,802	4,622	4,652	4,273	916	7,420	2,869	30	50	160	42,190	10,005	7,668
Large		821,930	62,422	77,604	72,360	83,794	77,112	66,806	68,384	63,126	61,358	57,644	59,987	834,736	793,375	735,763
Retail	3,446,311	255,454	303,902	313,084	352,621	349,619	305,263	268,194	269,906	265,541	262,453	237,961	250,960	3,434,958	3,436,179	3,364,148
8																
12	274,064	4,393	18,905	50,464	58,106	45,961	35,401	10,495	4,810	6,209	4,915	5,555	8,234	253,448	304,804	411,079
Whlse	274,064	4,393	18,905	50,464	58,106	45,961	35,401	10,495	4,810	6,209	4,915	5,555	8,234	253,448	304,804	411,079
Totals	3,720,375	259,847	322,807	363,548	410,727	395,580	340,664	278,689	274,716	271,750	267,368	243,516	259,194	3,688,406	3,740,983	3,775,227

Meter Size	Docket 4550	Apr-15	May-15	Jun-15	Jul-15	Aug-15	Sep-15	Oct-15	Nov-15	Dec-15	Jan-16	Feb-16	Mar-16	12 months ended 3/31/16	NET CHANGE	% of Prior 12 months
CONSUMPTION - HCF																
5/8	2,624,381	175,885	232,574	222,468	256,904	229,630	222,822	196,633	170,599	198,244	163,564	171,951	178,907	2,420,181	38,995	101.6%
3/4		4,164	5,216	5,068	5,724	5,273	5,520	4,694	3,947	4,500	3,787	4,053	4,048	55,994	(1,802)	96.9%
1		11,770	14,560	15,770	16,520	16,161	15,770	14,552	11,713	13,523	11,180	12,120	12,990	166,629	5,389	103.3%
Small		191,819	252,350	243,306	279,148	251,064	244,112	215,879	186,259	216,267	178,531	188,124	195,945	2,642,804	42,582	101.6%
11/2		9,182	11,134	11,955	12,977	11,143	12,752	10,341	8,410	9,260	8,110	9,000	9,230	123,494	6,850	105.9%
2		39,800	47,800	48,960	51,930	48,330	47,890	42,630	38,170	42,310	36,340	37,340	41,800	523,300	(6,080)	98.9%
3		5,164	7,597	8,204	8,373	7,465	7,224	5,162	4,436	4,633	4,127	3,950	4,185	70,520	(15,323)	82.1%
4		4,291	5,816	5,993	8,069	7,540	8,317	3,171	5,981	4,481	3,857	4,075	4,465	66,056	5,377	108.9%
6		630	231	949	1,387	1,218	1,080	802	657	803	560	668	1,020	10,005	(32,185)	23.7%
Large		821,930	59,067	72,578	76,061	82,736	77,263	62,106	57,654	61,487	52,994	55,033	60,700	793,375	(41,361)	95.0%
Retail	3,446,311	250,886	324,928	319,367	361,884	326,760	321,375	277,985	243,913	277,754	231,525	243,157	256,645	3,436,179	1,221	100.0%
8																
12	274,064	20,997	51,586	43,059	59,209	69,504	29,998	833	1,783	4,810	1,966	4,953	16,106	304,804	51,356	120.3%
Whlse	274,064	20,997	51,586	43,059	59,209	69,504	29,998	833	1,783	4,810	1,966	4,953	16,106	304,804	51,356	120.3%
Totals	3,720,375	271,883	376,514	362,426	421,093	396,264	351,373	278,818	245,696	282,564	233,491	248,110	272,751	3,740,983	52,577	101.4%

SCHEDULE RB-07

PWSB Monthly Consumption ' Meter Size

Meter Size	Docket 4550	Apr-16	May-16	Jun-16	Jul-16	Aug-16	Sep-16	Oct-16	Nov-16	Dec-16	Jan-17	Feb-17	Mar-17	12 months ended 3/31/17	NET CHANGE	% of Prior 12 months
CONSUMPTION - HCF																
5/8	2,624,381	178,907	183,632	200,021	235,711	261,271	244,254	219,765	178,149	175,511	193,007	167,106	161,210	2,398,544	(21,637)	99.1%
3/4		4,048	4,207	4,419	5,164	5,678	5,675	5,693	4,428	4,368	4,734	4,376	4,001	56,791	797	101.4%
1		12,990	13,570	13,710	15,160	16,630	17,050	17,180	14,150	12,960	13,990	14,150	11,510	173,050	6,421	103.9%
Small		195,945	201,409	218,150	256,035	283,579	266,979	242,638	196,727	192,839	211,731	185,632	176,721	2,628,385	(14,419)	99.5%
1 1/2		9,230	9,581	10,591	11,560	10,810	11,712	10,901	8,932	11,462	9,030	8,020	7,760	119,589	(3,905)	96.8%
2		41,800	41,600	41,380	47,380	43,140	47,720	47,270	37,900	36,770	40,740	37,460	38,410	501,570	(21,730)	95.8%
3		4,185	4,092	4,862	3,888	4,749	4,504	3,933	2,630	2,308	2,137	2,040	2,067	41,395	(29,125)	58.7%
4		4,465	4,129	5,630	6,419	8,823	11,100	7,281	3,582	3,744	4,262	3,721	2,385	65,541	(515)	99.2%
6		1,020	1,088	811	553	806	587	690	437	411	423	2,289	(1,447)	7,668	(2,337)	76.6%
Large		821,930	60,700	63,274	69,800	68,328	75,623	70,075	53,481	54,695	56,592	53,530	49,175	735,763	(57,612)	92.7%
Retail	3,446,311	256,645	261,899	281,424	325,835	351,907	342,602	312,713	250,208	247,534	268,323	239,162	225,896	3,364,148	(72,031)	97.9%
8																
12		274,064	16,106	20,594	39,468	69,281	65,271	55,980	30,310	17,301	16,868	20,793	16,642	411,079	106,275	134.9%
Whlse		274,064	16,106	20,594	39,468	69,281	65,271	55,980	30,310	17,301	16,868	20,793	16,642	411,079	106,275	134.9%
Totals	3,720,375	272,751	282,493	320,892	395,116	417,178	398,582	355,179	280,518	264,835	285,191	259,955	242,538	3,775,227	34,244	100.9%

# PAYROLL BUDGET FY2018

Year end: **June 30, 2018**

## AUTHORIZED POSITIONS

## TOTAL COMPENSATION

Payroll DEPT NO.	GMBA DEPT NO.	Job Title	Pay Plan Code	Regular Salary	Temporary Labor	Longevity	Cell Phones, Beeper, Pagers	Overtime	Out of Grade	TOTAL
32	9510	Chief Engineer & General Manager	UNC60	131,965.02		-	-	-	-	131,965.02
32	9510	Assistant Chief Engineer	UNC45	104,528.98		-	-	-	-	104,528.98
32	9510	Administrative Assistant	UNC23	52,329.64		4,709.67	-	-	-	57,039.31
32	9510	Chief Financial Officer	X19	73,137.92		5,119.65	-	-	-	78,257.57
32	9510	Financial Administrator	W13C	68,643.09		5,834.66	-	-	-	74,477.75
32	9510	Finance Assistant	R36C	41,837.16		-	-	-	-	41,837.16
32	9510	Information Systems Manager	W13C	68,643.09		6,521.09	-	-	-	75,164.18
32	9510	Information Systems Specialist	W11C			-	-	-	-	-
<b>9510 Total</b>				<b>541,084.90</b>	<b>-</b>	<b>22,185.07</b>	<b>-</b>	<b>-</b>	<b>-</b>	<b>563,269.97</b>
29	9520	Customer Service Manager	W13C	68,643.09		5,834.66	-	-	-	74,477.75
29	9520	Customer Service Representative	R38C	44,759.35		4,028.34	-	880.42	-	49,668.11
29	9520	Customer Service Agent	R36C	41,837.16		-	-	822.94	-	42,660.10
29	9520	Customer Service Agent	R36C	41,837.16		-	-	822.94	-	42,660.10
<b>9520 Total</b>				<b>197,076.76</b>	<b>-</b>	<b>9,863.00</b>	<b>-</b>	<b>2,526.30</b>	<b>-</b>	<b>209,466.06</b>
37	9530	Source Water Manager	W15C	75,672.78		5,675.46	1,300.00	-	-	82,648.24
37	9530	Source Water Technician	R40C	46,342.74		4,170.85	780.00	650.19	-	51,943.78
37	9530	Building Custodian	R16C	35,110.11		2,808.81	-	-	-	37,918.92
<b>9530 Total</b>				<b>157,125.63</b>	<b>-</b>	<b>12,655.12</b>	<b>2,080.00</b>	<b>650.19</b>	<b>-</b>	<b>172,510.94</b>
31	9560	Transmission & Distribution Manager	W15C	75,672.78		7,188.91	1,300.00	-	-	84,161.69
31	9560	Operations Assistant	R38C	44,759.35		3,580.75	-	-	-	48,340.10
31	9560	Fleet Maintenance Mechanic	R42C	48,060.88		2,883.65	-	-	-	50,944.53
31	9560	Water Stock Clerk	R30C	39,640.18		2,774.81	-	-	-	42,414.99
31	9560	Water Utility Supervisor	W12C	65,406.00		6,213.57	1,300.00	7,601.68	190.07	80,711.32
31	9560	Crew Leader	R50C	55,787.15		5,020.84	3,185.00	6,483.75	162.12	70,638.86
31	9560	Crew Leader	R48C	53,898.53		4,311.88	3,185.00	6,264.25	156.63	67,816.29
31	9560	Crew Leader	R48C	53,898.53		4,311.88	3,185.00	6,264.25	156.63	67,816.29
31	9560	Crew Leader	R48C	53,898.53		4,311.88	3,185.00	6,264.25	156.63	67,816.29
31	9560	Water Equipment Operator	R36C	41,837.16		-	780.00	4,862.44	121.58	47,601.18
31	9560	Water Equipment Operator	R36C	41,837.16		-	780.00	4,862.44	121.58	47,601.18
31	9560	Water Equipment Operator	R44C	50,027.43		4,002.19	780.00	5,814.34	145.38	60,769.34
31	9560	Water Utility Worker III	R40C	46,342.74		3,707.42	-	5,386.09	134.67	55,570.92
31	9560	Water Utility Worker II	R36C	41,837.16		2,928.60	-	4,862.44	121.58	49,749.78
31	9560	Water Utility Worker III	R40C	46,342.74		3,707.42	-	5,386.09	134.67	55,570.92
31	9560	Water Utility Worker	R28C	38,093.18		-	-	4,427.30	110.70	42,631.18
31	9560	Water Utility Worker III	R40C	46,342.74		3,243.99	-	5,386.09	134.67	55,107.49
31	9560	Water Utility Worker II	R36C	41,837.16		2,928.60	-	4,862.44	121.58	49,749.78
31	9560	Water Utility Worker I	R32C	39,889.70		2,792.28	-	4,636.10	115.92	47,434.00
31	9560	Water Utility Worker I	R32C	39,889.70		2,792.28	-	4,636.10	115.92	47,434.00
31	9560	Retired - 75 Day Rule (flushing)	H99		13,664.76					13,664.76
31	9560	Retired - 75 Day Rule (flushing)	H99		11,359.80					11,359.80
<b>9560 Total</b>				<b>965,298.80</b>	<b>25,024.56</b>	<b>66,700.95</b>	<b>17,680.00</b>	<b>88,000.05</b>	<b>2,200.33</b>	<b>1,164,904.69</b>
33	9570	Water Engineering Manager	W15C	75,672.78		-	1,300.00	-	-	76,972.78
33	9570	Water Project Manager	W14C	72,063.82		6,846.06	1,300.00	-	-	80,209.88
33	9570	Sr. Water Project Engineer	W12C			-	-	-	-	-
33	9570	Sr. Water Project Engineer	W12C	65,406.00		6,213.57	-	1,037.99	566.61	73,224.17
33	9570	Water Project Engineer	R48C	53,898.53		4,311.88	-	855.37	466.92	59,532.70
33	9570	Water Project Engineer	R48C	53,898.53		4,311.88	-	855.37	466.92	59,532.70
33	9570	Jr. Water Project Engineer	R36C			-	-	-	-	-
33	9570	Water CAD/GIS/Records Coordinator	R48C	53,898.53		4,311.88	-	-	-	58,210.41
<b>9570 Total</b>				<b>374,838.19</b>	<b>-</b>	<b>25,995.27</b>	<b>2,600.00</b>	<b>2,748.73</b>	<b>1,500.45</b>	<b>407,682.64</b>
28	9580	Technical Assistance Supervisor	W11C	62,315.78		5,608.42	1,300.00	-	-	69,224.20
28	9580	Cross Connection Control Technician	R44C	50,027.43		4,002.19	-	378.46	294.81	54,702.89
28	9580	Water Meter Service Technician	R32C			-	-	-	-	-
28	9580	Water Meter Service Technician	R32C	39,889.70		3,191.18	-	301.77	235.07	43,617.72
28	9580	Water Meter Service Technician	R32C	39,889.70		3,590.07	-	301.77	235.07	44,016.61
28	9580	Water Meter Service Technician	R32C	39,889.70		3,590.07	-	301.77	235.07	44,016.61
28	9580	Water Meter Reader Service Person	R28C			-	-	-	-	-
28	9580	Water Meter Reader Service Person	R28C			-	-	-	-	-
28	9580	Customer Service Agent	R36C	41,837.16		3,346.97	-	316.50	-	45,500.63
<b>9580 Total</b>				<b>273,849.47</b>	<b>-</b>	<b>23,328.90</b>	<b>1,300.00</b>	<b>1,600.27</b>	<b>1,000.02</b>	<b>301,078.66</b>
<b>Grand Total</b>				<b>-</b>	<b>25,024.56</b>	<b>160,728.31</b>	<b>23,660.00</b>	<b>95,525.54</b>	<b>4,700.80</b>	<b>2,818,912.96</b>

**SCHEDULE RB-02**

**Pawtucket Water Supply Board  
Treatment Plant Contract Calculation  
Balances per PWSB Accounting Records  
For year ending June 30, 2018**

Consumer Price Index - All Urban Consumers: Northeast Urban - Size Class B/C ( from US Department of Labor website)

<u>Calculate Annual CPI Factor</u>	<u>2012</u>	<u>2013</u>	<u>2014</u>	<u>2015</u>	<u>2016</u>	<u>2017</u>	
Jan	145.456	147.337	149.186	147.599	148.264		
Feb	146.217	148.195	149.685	147.565	148.466		
Mar	146.961	147.909	150.706	148.225	148.834		
Apr	147.460	147.909	150.466	148.482	149.693		
May	147.244	147.971	151.354	149.237	150.261		
Jun	146.533	147.926	151.162	150.122	150.491		
Jul	146.456	148.223	151.359	150.008	150.523		
Aug	146.885	148.802	150.633	149.380	150.540		
Sep	147.846	148.683	150.559	148.967	150.819		
Oct	148.210	148.483	150.333	148.569	151.358		
Nov	147.246	148.420	149.150	148.509	151.010		
Dec	147.004	148.367	148.240	148.196	150.935		
	1763.5	1778.2	1802.8	1784.9	1801.2	0.0	<b>Average Last 3</b>
<u>Calculate CPI Adjustment %</u>							<b>Yrs</b>
Current Year End CPI factor	1,763.50	1,778.20	1,802.80	1,784.90	1,801.20		1,791.78
Prior Year End CPI factor	1,730.20	1,763.50	1,778.20	1,802.80	1,784.90		1,782.35
CPI adjustment	33.30	14.70	24.60	(17.90)	16.30		9.42
CPI Adjustment %	1.90%	0.80%	1.40%	-0.99%	0.92%		0.53%
	1	1	1	1	1	0	4
	<b>Year 10</b>	<b>Year 11</b>	<b>Year 12</b>	<b>Year 13</b>	<b>Year 14</b>	<b>Year 15</b>	
<u>Calculate Annual Service Fee - Option B (New Treatment Facility)</u>						<b>FY18 Budget</b>	
Current Service Fee	1,800,854.40	1,835,070.63	1,849,751.23	1,875,647.75	1,857,078.84	<b>1,874,163.97</b>	
CPI Adjustment %	1.90%	0.80%	1.40%	-0.99%	0.92%	<b>0.53%</b>	ave CPI adjust
Service Fee increase	34,216.23	14,680.57	25,896.52	(18,568.91)	17,085.13	<b>9,933.07</b>	
New Annual Service Fee	1,835,070.66	1,849,751.23	1,875,647.75	1,857,078.84	1,874,163.97	<b>1,884,097.04</b>	
Number of months	12	12	12	12	12	<b>12</b>	
New Monthly Service Fee	152,922.56	154,145.94	156,303.98	154,756.57	156,180.33	<b>157,008.09</b>	
<u>Pass Through Costs</u>							
Annual Performance Bond (annual term eff	12,430.00	12,521.00	12,682.00	12,566.00	9,371.00	<b>9,371.00</b>	
Number of months	12	12	12	12	12	<b>12</b>	
Monthly Amount Pass Through Costs	1,035.84	1,043.42	1,056.83	1,047.17	780.92	<b>780.92</b>	
<b>Monthly Invoice Amount</b>	<b>153,958.40</b>	<b>155,189.36</b>	<b>157,360.81</b>	<b>155,803.74</b>	<b>156,961.25</b>	<b>157,789.01</b>	

SCHEDULE RB-02

**Pawtucket Water Supply Board  
Treatment Plant Contract Calculation  
Balances per PWSB Accounting Records  
For year ending June 30, 2018**

	FY13	FY14	Year 12 FY15	Year 13 FY16	Year 14 FY17	Year 15 FY18 Budget
Balance per general ledger for the	2013	2014	2015	2016	2017	2018
<b>BUDGET</b>	<u>1,827,143</u>	<u>1,861,340</u>	<u>\$ 1,869,781</u>	<u>\$ 1,899,288</u>	<u>\$ 1,871,646</u>	<u>\$ 1,886,211</u>
Jul	151,089.28	153,958.40	155,189.36	157,360.81	155,803.74	156,961.25
Aug	151,089.28	153,958.40	155,189.36	157,360.81	155,803.74	156,961.25
Sep	151,089.28	153,958.40	155,189.36	157,360.81	155,803.74	156,961.25
Oct	151,089.28	153,958.40	155,189.36	157,360.81	155,803.74	156,961.25
Nov	151,089.28	153,958.40	155,189.36	157,360.81	155,803.74	156,961.25
Dec	151,089.28	153,958.40	155,189.36	157,360.81	155,803.74	156,961.25
Jan	151,089.28	153,958.40	155,189.36	157,360.81	155,803.74	156,961.25
Adjust Performance Bond Premium		1,039.63				
Feb	151,097.53	152,922.56	155,189.36	157,360.81	155,803.74	156,961.25
Mar	151,089.28	153,958.40	155,189.36	157,360.81	155,803.74	156,961.25
retroactive increase for March	1,305.47	563.48	994.23	(708.49)	253.12	193.14
Apr	153,958.40	155,189.36	157,360.81	155,803.74	156,961.25	157,789.01
<b>subtotals- FY17 per GL as of 4/12/17</b>					<u>1,559,448.03</u>	
retroactive increase for April						
May	153,958.40	155,189.36	157,360.81	155,803.74	156,961.25	157,789.01
Jun	153,958.40	155,189.36	157,360.81	155,803.74	156,961.25	157,789.01
reclass FY09 payables	-	-	-	-	-	-
<b>GL Account 300-9550-652.30-40</b>	<u>1,822,992.44</u>	<u>1,851,760.95</u>	<u>1,869,780.90</u>	<u>1,882,950.02</u>	<u>1,873,370.53</u>	<u>1,886,211.42</u>
DBO Cost per Year 2 Compliance Filing					1,871,646.41	1,871,646.41
DBO Costs per Docket 4550 Base Year					1,889,092.00	
DBO Cost decrease per Year 2 Compliance Filing					17,445.59	
DBO Cost increase per Year 3 Compliance Filing						14,565.01

### Proposal B Service Fee Calculation for Contract Year 14

Current Service Fee = \$1,857,078.84

Ending CPI Factor = 1,801.2

Beginning CPI Factor = 1,784.9

$$\begin{aligned}\text{CPI Adjustment \%} &= \frac{(\text{Ending CPI Factor} - \text{Beginning CPI Factor})}{(\text{Beginning CPI Factor})} \\ &= \frac{(1,801.2 - 1,784.9)}{1,784.9} \\ &= 0.92\%\end{aligned}$$

$$\begin{aligned}\text{New Annual Service Fee} &= (\text{Current Service Fee}) \times (100\% + \text{CPI Adjustment \%}) \\ &= (\$1,857,078.84) \times (100\% + 0.92\%) \\ &= (\$1,857,078.84) \times (1.0092) \\ &= \$1,874,163.97\end{aligned}$$

$$\begin{aligned}\text{New Monthly Service Fee} &= \frac{\text{New Annual Service Fee}}{12} \\ &= \frac{\$1,874,163.97}{12} \\ &= \$156,180.33\end{aligned}$$

Monthly Pass Through Costs = Performance Bond

$$= \$780.92$$

$$\begin{aligned}\text{New Monthly Invoice Amount} &= \text{New Monthly Service Fee} + \text{Monthly Pass Through Costs} \\ &= \$156,180.33 + \$780.92 \\ &= \mathbf{\$156,961.25}\end{aligned}$$

Home

Subjects

Data Tools

Publications

Economic Releases

Students

Beta

## Databases, Tables &amp; Calculators by Subject

SHARE ON:   FONT SIZE:  

Change Output Options:

From: 2006 To: 2016 GO

☒ include graphs ☐ include annual averages[More Formatting Options](#) ➔

Data extracted on: January 18, 2017 (10:42:15 AM)

## Consumer Price Index - All Urban Consumers

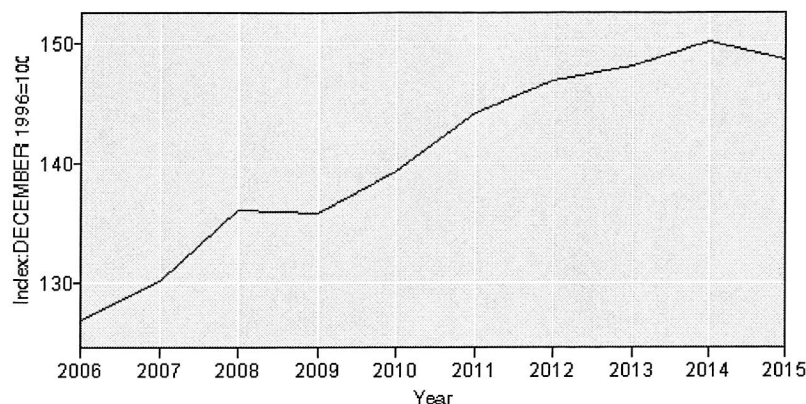
Series Id: CUURX100SA0

Not Seasonally Adjusted

Area: Northeast urban - Size Class B/C

Item: All items

Base Period: DECEMBER 1996=100

Download:  .xlsx

Year	Jan	Feb	Mar	Apr	May	Jun	Jul	Aug	Sep	Oct	Nov	Dec	Annual	HALF1	HALF2
2006	124.8	125.2	126.0	127.3	127.4	127.7	128.2	128.5	127.2	126.9	126.4	126.7	126.9	126.4	127.3
2007	127.237	127.546	128.691	129.563	130.488	130.893	131.391	130.519	130.206	130.761	132.049	132.323	130.139	129.070	131.208
2008	133.301	133.511	134.611	135.739	136.913	138.542	139.623	138.537	137.723	136.730	134.445	132.830	136.042	135.436	136.648
2009	133.308	133.967	134.411	134.547	134.857	136.488	136.417	136.598	136.691	137.348	137.646	137.597	135.823	134.596	137.050
2010	138.416	138.491	138.871	139.115	139.362	139.163	139.274	139.348	139.229	139.746	140.282	140.351	139.304	138.903	139.705
2011	141.001	141.547	143.001	143.987	144.697	144.525	144.952	145.339	145.369	145.404	145.335	145.062	144.185	143.126	145.244
2012	145.456	146.217	146.961	147.460	147.244	146.533	146.456	146.885	147.846	148.210	147.246	147.004	146.960	146.645	147.275
2013	147.337	148.195	147.909	147.909	147.971	147.926	148.223	148.802	148.683	148.483	148.420	148.367	148.185	147.874	148.496
2014	149.186	149.685	150.706	150.466	151.354	151.162	151.359	150.633	150.559	150.333	149.150	148.240	150.236	150.427	150.046
2015	147.599	147.565	148.225	148.482	149.237	150.122	150.008	149.380	148.967	148.569	148.509	148.196	148.738	148.538	148.938
2016	148.264	148.466	148.834	149.693	150.261	150.491	150.523	150.540	150.819	151.358	151.010	150.935	150.100	149.335	150.864

RECOMMEND THIS PAGE USING:  Facebook  Twitter  LinkedIn

## TOOLS

[Areas at a Glance](#)  
[Industries at a Glance](#)  
[Economic Releases](#)

## CALCULATORS

[Inflation](#)  
[Location Quotient](#)  
[Injury And Illness](#)

## HELP

[Help & Tutorials](#)  
[FAQs](#)  
[Glossary](#)

## INFO

[What's New](#)  
[Careers @ BLS](#)  
[Find It! DOL](#)

## RESOURCES

[Inspector General \(OIG\)](#)  
[Budget and Performance](#)  
[No Fear Act](#)



# INVOICE

**Marsh USA Inc.**  
Morristown NJ  
(973) 401-5000

Page	2 of 2
Invoice Total	<b>9,371.00 USD</b>
Invoice No.	214820039409
Invoice Date	02/06/2017
Client No.	2148200000

**Nancy Engelmann, Insurance Coordinator**  
SUEZ Water Management & Services Inc.

Billed To:  
461 From Road, Suite 400  
Paramus, NJ 07652

Surety Name	Bond No.	Effective Date	Expiration Date	Transaction Type	Description/ Type of Coverage	Item	Amount
Fidelity And Deposit Co Of Md	09006604	02/15/2017	02/15/2018	Original	Contract Bond	PREMIUM	9,371.00
<b>Invoice Comments:</b> Principal:SUEZ Water Environmental Services Inc. Obligee:The City of Pawtucket, Rhode Island and The Pawtucket Water Supply Board Bond Amount: \$1,874,164.00 Bond Type - Description: - Pawtucket Regional Water Treatment Facility, Capital Improvements, Operations, Maintenance and Management Agreement Requester:Nancy Engelmann							
<b>Invoice Total (Payable in Full upon Receipt)</b>							<b>9,371.00</b>

Company earns and retains interest income on premium payments held by Marsh on behalf of insurers during the period between receipt of such payments from clients and the time such payments are remitted to the applicable insurer, where permitted by law.

CONTINUATION  
CERTIFICATE

Fidelity and Deposit Company of Maryland

, Surety upon

a certain Bond No. 09006604

dated effective 9/4/2010  
(MONTH-DAY-YEAR)on behalf of SUEZ Water Environmental Services Inc.  
(PRINCIPAL)and in favor of The City of Pawtucket, Rhode Island and The Pawtucket Water Supply Board  
(OBLIGEE)

does hereby continue said bond in force for the further period

beginning on 2/15/2017  
(MONTH-DAY-YEAR)and ending on 2/15/2018  
(MONTH-DAY-YEAR)

Amount of bond \$1,874,164.00


Description of bond Pawtucket Regional Water Treatment Facility, Capital Improvements, Operations,  
Maintenance and Management Agreement

**PROVIDED:** That this continuation certificate does not create a new obligation and is executed upon the express condition and provision that the Surety's liability under said bond and this and all Continuation Certificates issued in connection therewith shall not be cumulative and that the said Surety's aggregate liability under said bond and this and all such Continuation Certificates on account of all defaults committed during the period (regardless of the number of years) said bond had been and shall be in force, shall not in any event exceed the amount of said bond as hereinbefore set forth.

Signed and dated on February 06, 2017  
(MONTH-DAY-YEAR)

Fidelity and Deposit Company of Maryland

By

  
Kristin S. Bender, Attorney-In-Fact

SCHEDULE RB-04

PWSB Monthly Consumption ' Meter Size

Meter Size	Docket 4550	Apr-14	May-14	Jun-14	Jul-14	Aug-14	Sep-14	Oct-14	Nov-14	Dec-14	Jan-15	Feb-15	Mar-15	12 months ended 3/31/15	12 months ended 3/31/16	12 months ended 3/31/17
CONSUMPTION - HCF																
5/8	2,624,381	176,831	207,481	221,687	246,557	241,445	207,968	183,526	185,080	186,075	184,533	165,277	174,726	2,381,186	2,420,181	2,398,544
3/4		4,321	5,047	5,077	5,890	6,215	5,263	4,692	4,272	4,390	4,532	3,900	4,197	57,796	55,994	56,791
1		11,880	13,770	13,960	16,380	17,820	14,920	13,170	12,170	11,950	12,030	11,140	12,050	161,240	166,629	173,050
Small		193,032	226,298	240,724	268,827	265,480	228,151	201,388	201,522	202,415	201,095	180,317	190,973	2,600,222	2,642,804	2,628,385
11/2		8,670	9,780	9,830	11,192	11,496	10,344	9,472	9,030	9,110	9,640	9,240	8,840	116,644	123,494	119,589
2		38,120	45,650	44,020	50,950	51,890	48,430	44,360	40,890	40,730	42,130	39,710	42,500	529,380	523,300	501,570
3		6,459	9,622	7,575	9,611	8,243	8,527	7,314	6,519	5,991	6,142	4,833	5,007	85,843	70,520	41,395
4		4,576	5,753	5,133	7,419	7,858	5,538	4,744	4,525	4,426	3,416	3,811	3,480	60,679	66,056	65,541
6		4,597	6,799	5,802	4,622	4,652	4,273	916	7,420	2,869	30	50	160	42,190	10,005	7,668
Large		821,930	62,422	77,604	72,360	83,794	77,112	66,806	68,384	63,126	61,358	57,644	59,987	834,736	793,375	735,763
Retail	3,446,311	255,454	303,902	313,084	352,621	349,619	305,263	268,194	269,906	265,541	262,453	237,961	250,960	3,434,958	3,436,179	3,364,148
8																
12	274,064	4,393	18,905	50,464	58,106	45,961	35,401	10,495	4,810	6,209	4,915	5,555	8,234	253,448	304,804	411,079
Whlse	274,064	4,393	18,905	50,464	58,106	45,961	35,401	10,495	4,810	6,209	4,915	5,555	8,234	253,448	304,804	411,079
Totals	3,720,375	259,847	322,807	363,548	410,727	395,580	340,664	278,689	274,716	271,750	267,368	243,516	259,194	3,688,406	3,740,983	3,775,227

Meter Size	Docket 4550	Apr-15	May-15	Jun-15	Jul-15	Aug-15	Sep-15	Oct-15	Nov-15	Dec-15	Jan-16	Feb-16	Mar-16	12 months ended 3/31/16	NET CHANGE	% of Prior 12 months
CONSUMPTION - HCF																
5/8	2,624,381	175,885	232,574	222,468	256,904	229,630	222,822	196,633	170,599	198,244	163,564	171,951	178,907	2,420,181	38,995	101.6%
3/4		4,164	5,216	5,068	5,724	5,273	5,520	4,694	3,947	4,500	3,787	4,053	4,048	55,994	(1,802)	96.9%
1		11,770	14,560	15,770	16,520	16,161	15,770	14,552	11,713	13,523	11,180	12,120	12,990	166,629	5,389	103.3%
Small		191,819	252,350	243,306	279,148	251,064	244,112	215,879	186,259	216,267	178,531	188,124	195,945	2,642,804	42,582	101.6%
11/2		9,182	11,134	11,955	12,977	11,143	12,752	10,341	8,410	9,260	8,110	9,000	9,230	123,494	6,850	105.9%
2		39,800	47,800	48,960	51,930	48,330	47,890	42,630	38,170	42,310	36,340	37,340	41,800	523,300	(6,080)	98.9%
3		5,164	7,597	8,204	8,373	7,465	7,224	5,162	4,436	4,633	4,127	3,950	4,185	70,520	(15,323)	82.1%
4		4,291	5,816	5,993	8,069	7,540	8,317	3,171	5,981	4,481	3,857	4,075	4,465	66,056	5,377	108.9%
6		630	231	949	1,387	1,218	1,080	802	657	803	560	668	1,020	10,005	(32,185)	23.7%
Large		821,930	59,067	72,578	76,061	82,736	77,263	62,106	57,654	61,487	52,994	55,033	60,700	793,375	(41,361)	95.0%
Retail	3,446,311	250,886	324,928	319,367	361,884	326,760	321,375	277,985	243,913	277,754	231,525	243,157	256,645	3,436,179	1,221	100.0%
8																
12	274,064	20,997	51,586	43,059	59,209	69,504	29,998	833	1,783	4,810	1,966	4,953	16,106	304,804	51,356	120.3%
Whlse	274,064	20,997	51,586	43,059	59,209	69,504	29,998	833	1,783	4,810	1,966	4,953	16,106	304,804	51,356	120.3%
Totals	3,720,375	271,883	376,514	362,426	421,093	396,264	351,373	278,818	245,696	282,564	233,491	248,110	272,751	3,740,983	52,577	101.4%

SCHEDULE RB-04

PWSB Monthly Consumption ' Meter Size

Meter Size	Docket 4550	Apr-16	May-16	Jun-16	Jul-16	Aug-16	Sep-16	Oct-16	Nov-16	Dec-16	Jan-17	Feb-17	Mar-17	12 months ended 3/31/17	NET CHANGE	% of Prior 12 months
CONSUMPTION - HCF																
5/8	2,624,381	178,907	183,632	200,021	235,711	261,271	244,254	219,765	178,149	175,511	193,007	167,106	161,210	2,398,544	(21,637)	99.1%
3/4		4,048	4,207	4,419	5,164	5,678	5,675	5,693	4,428	4,368	4,734	4,376	4,001	56,791	797	101.4%
1		12,990	13,570	13,710	15,160	16,630	17,050	17,180	14,150	12,960	13,990	14,150	11,510	173,050	6,421	103.9%
Small		195,945	201,409	218,150	256,035	283,579	266,979	242,638	196,727	192,839	211,731	185,632	176,721	2,628,385	(14,419)	99.5%
11/2		9,230	9,581	10,591	11,560	10,810	11,712	10,901	8,932	11,462	9,030	8,020	7,760	119,589	(3,905)	96.8%
2		41,800	41,600	41,380	47,380	43,140	47,720	47,270	37,900	36,770	40,740	37,460	38,410	501,570	(21,730)	95.8%
3		4,185	4,092	4,862	3,888	4,749	4,504	3,933	2,630	2,308	2,137	2,040	2,067	41,395	(29,125)	58.7%
4		4,465	4,129	5,630	6,419	8,823	11,100	7,281	3,582	3,744	4,262	3,721	2,385	65,541	(515)	99.2%
6		1,020	1,088	811	553	806	587	690	437	411	423	2,289	(1,447)	7,668	(2,337)	76.6%
Large		821,930	60,700	63,274	69,800	68,328	75,623	70,075	53,481	54,695	56,592	53,530	49,175	735,763	(57,612)	92.7%
Retail	3,446,311	256,645	261,899	281,424	325,835	351,907	342,602	312,713	250,208	247,534	268,323	239,162	225,896	3,364,148	(72,031)	97.9%
8																
12		274,064	16,106	20,594	39,468	69,281	65,271	55,980	30,310	17,301	16,868	20,793	16,642	411,079	106,275	134.9%
Whlse		274,064	16,106	20,594	39,468	69,281	65,271	55,980	30,310	17,301	16,868	20,793	16,642	411,079	106,275	134.9%
Totals	3,720,375	272,751	282,493	320,892	395,116	417,178	398,582	355,179	280,518	264,835	285,191	259,955	242,538	3,775,227	34,244	100.9%

**PAWTUCKET WATER SUPPLY BOARD**  
**TARIFF SCHEDULES**

**DOCKET 4550**

Effective: July ~~19~~, 201~~7~~6

PAWTUCKET WATER SUPPLY BOARD  
85 BRANCH STREET  
PAWTUCKET, RHODE ISLAND 02860

# PAWTUCKET WATER SUPPLY BOARD

## TARIFF SCHEDULES

Public Utilities Docket No. 4550

Replaces Tariff: July 1, 2016

Effective: July 19, 2016

### TARIFF SCHEDULES

#### Schedule

- A Bulk Sales for Resale
- B Public Fire Protection
- C Private Fire Protection
- D Customer Service Charge
- E Metered Sales
- F Miscellaneous Charges
- G Penalty for Late Payment of Water Bill

# SCHEDULE A

## PAWTUCKET WATER SUPPLY BOARD

### Bulk Sales to Public Suppliers

### for Resale

Rhode Island Public Utilities Commission

Public Utilities Docket No. 4550

Effective: July ~~19~~, 2017~~6~~

#### Applicability

Applicable throughout the entire territory served by the Pawtucket Water Supply Board for bulk water sales for resale to public water suppliers.

#### Rates

For each Hundred Cubic Foot:	\$ <del>3.40</del> <u>3.479</u>
For each Thousand Gallons	\$ <del>4.54</del> <u>4.652</u>
For each Million Gallons	\$ <del>4,546.79</del> <u>4,651.723</u>

or such other pricing as the PWSB is either bound to by existing contract or may negotiate with an individual municipal supplier.

#### Terms of Payment

All bills for bulk sales for resale to public water authorities furnished under this schedule are due and payable in full when rendered.

## SCHEDULE B

### PAWTUCKET WATER SUPPLY BOARD

#### Public Fire Protection

Rhode Island Public Utilities Commission

Public Utilities Docket No. 4550

Effective: July ~~19~~, 201~~7~~6

#### Applicability

Applicable throughout the entire territory served by the Pawtucket Water Supply Board for service to public fire hydrants.

#### Rates

	<u>Per Annum</u>	<u>Monthly</u>
For each Hydrant	\$ <del>682.344</del> <u>698.091</u>	\$ <del>56.862</del> <u>58.174</u>

All public meters which are not 6 inch hydrants pay the private fire protection rates. See Schedule C of this tariff for the rates.

In addition, a monthly Public Fire Protection Service Charge per meter, will be charged to customers in the City of Pawtucket effective January 1, 2012

Effective: July ~~19~~, 201~~7~~6      \$ ~~4.947~~5.061 per month

#### Terms of Payment

All bills for public fire protection service furnished under this schedule are rendered monthly in arrears and are due and payable in full when rendered.

**SCHEDULE C**  
**PAWTUCKET WATER SUPPLY BOARD**  
**Private Fire Protection**

Rhode Island Public Utilities Commission

Public Utilities Docket No. 4550

Effective: July ~~19~~, 2017~~6~~

Applicability

Applicable throughout the entire territory served by the Pawtucket Water Supply Board for service to private fire protection appliances owned and maintained by the customer based upon the size of the connection to the premises measured at the street.

	<u>Per Annum</u>	<u>Per Month</u>
For each 2 inch connection	\$ <del>213.741</del> <u>208.92</u>	\$ <del>17.812</del> <u>17.410</u>
For each 4 inch connection	\$ <del>461.453</del> <u>451.044</u>	\$ <del>38.454</del> <u>37.587</u>
For each 6 inch connection	\$ <del>1,158.869</del> <u>1,132.728</u>	\$ <del>96.572</del> <u>94.394</u>
For each 8 inch connection	\$ <del>2,108.759</del> <u>2061.192</u>	\$ <del>175.730</del> <u>171.766</u>
For each 10 inch connection	\$ <del>3145.730</del> <u>3,074.772</u>	\$ <del>262.144</del> <u>256.231</u>
For each 12 inch connection	\$ <del>4582.942</del> <u>4,479.564</u>	\$ <del>381.912</del> <u>373.297</u>

Unmetered fire hydrants will be charged as six-inch connections. No additional charge will be made for fire protection appliances owned and maintained by the customers.

Terms of Payment

All bills for private fire protection service furnished under this schedule are rendered monthly in arrears and are due and payable in full when rendered. Water use through fire services for the purposes other than fire protection shall be billed in arrears at the same rate per hundred cubic feet as the small class in Schedule E.

Fire services are equipped with a detector check valve furnished by the owner, and a by-pass meter purchased by the owner from the Pawtucket Water Supply Board.

Detector Check Size

4 inch  
6 inch  
8 inch  
10 inch  
12 inch

By-Pass Meter Size

3/4 or 1 inch  
1-1/2 inch  
2 inch  
3 inch  
4 inch

**SCHEDULE D**  
**PAWTUCKET WATER SUPPLY BOARD**

**Customer Service Charge**

Rhode Island Public Utilities Commission

Public Utilities Docket No. 4550

Effective: July ~~19~~, 201~~7~~6

**Applicability**

Applicable throughout the entire territory served by the Pawtucket Water Supply Board for residential, commercial and industrial users, exclusive of fire service connections.

**Rates**

For each service connected to the Pawtucket Water Supply Board's mains, the following quarterly and monthly minimum customer service charges shall apply:

<u>Size of Meter</u>	<u>Monthly Customer Service Charge</u>
5/8 inch	\$ <del>11.027</del> <u>10.778</u>
3/4 inch	\$ <del>14.372</del> <u>14.048</u>
1 inch	\$ <del>19.696</del> <u>19.252</u>
1-1/2 inch	\$ <del>37.646</del> <u>36.797</u>
2 inch	\$ <del>48.179</del> <u>47.092</u>
3 inch	\$ <del>54.365</del> <u>53.139</u>
4 inch	\$ <del>123.703</del> <u>120.913</u>
6 inch	\$ <del>184.382</del> <u>180.223</u>
8 inch	\$ <del>262.390</del> <u>256.471</u>

**Terms of Payment**

All customer service charges billed under this schedule are rendered in arrears on monthly basis and are due and payable in full when rendered.

**SCHEDULE E**  
**PAWTUCKET WATER SUPPLY BOARD**  
**Metered Sales**

Rhode Island Public Utilities Commission

Public Utilities Docket No. 4550

Effective: July 19, 2016

Applicability

General metered water service in the entire territory served by the Pawtucket Water Supply Board.

Rates

For all quantities used except for private fire protection and bulk sales to public authorities for resale, the following rates shall apply:

<u>Class (meter size)</u>	<u>Rate per HCF</u> <u>(Hundred Cubic Feet)</u>
Small (5/8" – 1")	\$ <del>4.2574.161</del>
Large (> 1")	\$ <del>4.0023.912</del>

Terms of Payment

All metered sales bills under this schedule are rendered on a monthly basis, in arrears and are due and payable in full when rendered.

**SCHEDULE F**  
**PAWTUCKET WATER SUPPLY BOARD**

**Miscellaneous Charges**

Rhode Island Public Utilities Commission

Public Utilities Docket No. 4550

Effective: July ~~19~~, 2017<sup>6</sup>

**Meter Service Charge**

Applicable to all meters requiring repair due to freezing, hot water, vandalism, tampering, or other action or inaction of the premises owner to properly protect the meter. In addition, parts and labor will be billed at actual cost. Charges are payable when billed.

<u>Meter size and type</u>	<u>Meter Service Charge</u>
5/8" to 2" – all types	\$ 100.00
Over 2"	Customer's responsibility

**Meter Test Charge**

Meter testing for all meter over 2" is the responsibility of the customer.

The meter test charge for all meters up to 2" in size will be at PWSB's cost.

When a tested meter up to 2" in size has been deemed accurate the meter test charge will be charged to the customer's account and is payable in full when billed.

**Photocopying**

Distribution sheet	\$3.00 per page
Letter or legal size document	\$0.15 per page

**Pavement/Sidewalk Restoration**

At actual cost.

**Police Details**

Traffic control required for public safety will be at the hourly detail rate of the local police department.

**SCHEDULE F (continued)**  
**PAWTUCKET WATER SUPPLY BOARD**

**Miscellaneous Charges**

Rhode Island Public Utilities Commission

Public Utilities Docket No. 4550

Effective: July 19, 2017

**Service Termination Charges**

Applicable to all customers whose service has been terminated due to delinquent account status or violations of the Rules and Regulations of the Pawtucket Water Supply Board. Payable in advance before service is restored.

Service Shutoff Fee: \$ 100.00 per occurrence

Service Restoration Fee: \$ 100.00 per occurrence

**Meter Tampering Charge:**

Charge: \$ 500.00 plus a meter service charge and the cost of parts to install a new meter.

These charges are payable in full when billed.

**Application Charge**

Not Applicable

**Returned Check Fee:**

Charge: \$ 20.00

**Lien Certificate Fee:**

Charge: \$ 20.00 per occurrence

**Fire Hydrant Flow Test**

Charge: \$150.00

**Swimming Pools**

Not Applicable.

**Tank Truck – Bulk Sales**

Tank trucks must be filled using an air-gap separation to assure the prevention of the backflow from the truck to the water system. The consumer will pay a service charge (Tank Truck filling Permit) of \$50.00 per day, plus the cost of the water used at the prevailing rate, plus the cost of PWSB labor if required. The customer will use a hydrant meter to document the volume of the truck.

**SCHEDULE F (continued)**  
**PAWTUCKET WATER SUPPLY BOARD**

**Miscellaneous Charges**

Rhode Island Public Utilities Commission

Public Utilities Docket No. 4550

Effective: July ~~19~~, 2017<sup>6</sup>

**Main Extensions**

An engineering fee, sampling/testing charge will be assessed prior to approval of construction.

The engineering inspection fee is \$250.00 per day.

The charge for sampling and testing shall be \$85.00 for each segment of pipe to be tested, and shall be paid prior to the start of construction.

A deposit is required as security for the faithful performance of the contract work. This deposit may be used to complete the installation or correct any defects in the event that the contractor fails to do so in a timely manner. This refundable deposit is due prior to commencement of construction and shall be held for a period of one year following acceptance of the main extension. The amount of the deposit is based on the length of the main extension as follows:

<b><u>Main Length</u></b>	<b><u>Deposit Fee</u></b>
0 – 150 linear feet	\$ 2,000.00
151 – 300 linear feet	\$ 4,000.00
301 – 450 linear feet	\$ 6,000.00 *
Over 450 linear feet	\$ 8,000.00 *

\*A performance bond in the amount of \$20,000 may be substituted for the deposit fee upon prior approval of the PWSB.

**SCHEDULE F (continued)**  
**PAWTUCKET WATER SUPPLY BOARD**  
**Miscellaneous Charges**

Rhode Island Public Utilities Commission

Public Utilities Docket No. 4550

Effective: July ~~19~~, 2017~~6~~

**Service Installation Charges**

The charges for service installations are to be paid at the time of application for a new water service installation or for connection to a vacant lot service or abandoned water service.

The cost of road patching, sidewalk patching, and engineering/inspection, must be added to the basic service installation charges as set forth herein.

All installation charges are to be computed by the Engineering Section of the Pawtucket Water Supply Board.

**NEW WATER SERVICE INSTALLATION FEES**

<u>Service Size</u>	<u>Fee</u>
1" Service	\$ 1,973.00
2" Service	\$ 3,095.00
4" Service	3,433.00
6" Service	3,705.00
8" Service	4,324.00
10" Service	5,541.00

The basic installation fee for services greater than 10 inch in size shall be charged on a time and materials basis consistent with the methodology used in computing the above basic installation fees.

Special circumstances – Any new water service installation sites where special circumstances may be encountered (i.e. ledge, special fittings, routing around other utilities, and repair traffic control devices) will be charged on a time and materials basis.

**SCHEDULE F (continued)**  
**PAWTUCKET WATER SUPPLY BOARD**  
**Miscellaneous Charges**

Rhode Island Public Utilities Commission

Public Utilities Docket No. 4550

Effective: July ~~19~~, 2017~~6~~

In addition to the basic installation fee and any costs related to special circumstances, the applicant shall be responsible for charges associated with the following:

1. All road and/or sidewalk restoration costs
2. Uniformed police officers for traffic control required for public safety at the current local Police Department rate.
3. The cost of the water meter and meter couplings purchased from the PWSB for meter sizes through 2 inches (meters larger than 2 inch in size shall be purchased, owned, installed and maintained by the applicant/owner
4. "Customer Service Charge" for one full year based on the meter size
5. If the new service is a fire service, the "Annual Fire Service Charge" is based on the size of the fire service connection to the premises measured at the street.
6. The "Road Opening Permit" fee at the current local City of Town rate.

**Temporary Construction Service**

Service applications will be completed and returned to the Pawtucket Water Supply Board, 85 Branch Street, Pawtucket, RI 02860, during normal business hours.

- a. Advance payment will be made at the time of application. This payment will include an application/service charge of six months duration; a deposit on the meter and connection; and a deposit on the estimated cost of the water to be used. Please consult the instructions on the back of the application and/or the Rules and Regulations of the PWSB for further details.
- b. Water Charges are as follows:

<u>Meter Size</u>	<u>Material Deposit</u>	<u>6 month AP. Service Charge</u>	<u>Water Deposit</u>	<u>TOTAL</u>
5/8"	\$ 100.00	\$ 27.90	\$ 272.04	\$ 400.00
2"	\$ 800.00	\$ 155.58	\$ 544.42	\$ 1,500.00

**SCHEDULE G**

**PAWTUCKET WATER SUPPLY BOARD**

**Penalty for Late Penalty of Water Bills**

Rhode Island Public Utilities Commission

Public Utilities Docket No. 4550

Effective: July ~~19~~, 201~~7~~6

**Applicability**

Applicable throughout the entire territory served by the Pawtucket Water Supply Board for residential, commercial and industrial users.

**Rates**

Amounts not paid by the DUE DATE will accumulate a penalty of 18% per year (1.5% per month) from the DUE DATE through the PAYMENT DATE.

The DUE DATE is 24 days after the BILLING DATE and both dates are listed on each billing statement. The billing statements are postmarked and mailed no later than five days after the BILLING DATE.