



April 26, 2018

Rhode Island Public Utilities Commission
Ms. Luly Massaro
Commission Clerk
89 Jefferson Blvd.
Warwick, RI 02888

Re: Docket 4341 Settlement Agreement Section 1 D Storm Reserve Funding

Dear Ms. Massaro;

On Behalf of Pascoag Utility District (Pascoag or PUD), we herewith submit an original and nine copies of Pascoag's request to use Storm Funds for two storms that occurred in March. The first was a Wind Storm that occurred on Friday, March 2 of 2018 and the second was a Snow Storm that occurred on Wednesday evening, March 7, 2018 into Thursday March 8, 2017. This submission will include incremental cost of labor, materials, and food for both storms. The submission is being made to Division and Commission.

The total costs of the incremental expenses were \$15,211.33 for the Wind Storm and \$19,730.05 for the Snow Storm which includes overtime labor, materials, and food. The District currently has \$70,850.50 in the Storm Fund and is requesting permission to use \$29,941.38 (\$15,211.33 - \$2,500.00 deductible & \$19,730.05-\$2,500 deductible).

This submission includes a complete summary of expenses incurred during each storm.

If you have any questions, please do not hesitate to contact me.

Very truly yours,

Harle J. Round
Manager, Finance & Customer Service

Cc: Service List



Pascoag Utility District
Ref: RIPUC Docket 4341 Section 1D

Request to use funds from the Storm Reserve Fund

In the month of March, Pascoag Utility District was hit with two major storms. The District is requesting permission to use storm funds and will detail the expense of each storm.

On Friday, March 2, 2018 the District experienced a very heavy wind storm that resulted in a lot of tree damage that took down wires to many individual homes and caused half power at Sanwood Estates.

The incremental expenses related to the Wind Storm on March 2, 2018, including labor, materials and transportation cost came to a total of \$15,211.33. The Storm was tracked using work order 201802; the summary of costs are shown on pages 1 and 2 of the supporting documents. The components of the work order are broken out in more details as follows:

- Labor on the overhead lines was \$10,380.02, customer service labor was \$303.08, and administrative labor was \$201.52 for a total of \$10,884.62. *Please see pages 3-4;*
- Materials used in the field totaled \$1,101.53. *Please see Pages 5;*
- Transportation cost were \$2,392.50. *Please see Page 6;*
- FICA tax on the labor hours was \$832.68 (10,884.62 x \$0.0765). *Please see Page 4;*

On Wednesday March 7, 2018 the District experienced a very heavy wet snow fall after hours that required the crews to work through the night and around the clock into the late hours of Thursday, March 8, 2018. The heavy snow brought down trees on the Bridgeton circuit, which involved Zambrano Hospital and one thousand customers. The second outage was on Reservoir Road and George Eddy Drive. The District also responded to numerous individual services that lost power due to tree damage.

The Incremental expense related to this snow storm on March 7, 2018 was \$19,730.05 which included materials, labor, transportation and food for the crews. This Storm was tracked using work order 201804; the summary can be seen on pages 6-8 of the supporting documents. The components of the work order are broken out in more details as follows:

- Labor on the overhead lines was \$11,316.81, customer service labor was \$745.32, and administrative labor was \$201.52 for a total of \$12,263.65 *Please see pages 9-11.*
- Materials used in the field totaled \$2,609.88 which consist of \$1,195.68 worth of materials from inventory, \$975 for a 15 KVA transformer, and \$439.20 For a HV-Telescopic Pole. *Please see pages 12-15;*
- Transportation cost were \$2,630.00. *Please see page 16-17;*
- Overhead costs totaled \$1,288.36 which consisted of food receipts from Dunkin Donuts, Georges Pizza, Panera Bread, and Serio's Pizzarama. There is also a receipt

for the replacement of jackets and bibs from Halls Safety Equipment that were damaged during the storm. *Please see pages 18-29;*

- FICA tax on the labor hours was \$938.16 ($12,263.65 \times \0.0765). *Please see Page 11.*

The District has included documentation to support the charges; the actual time sheets are on file at the District and will be made available upon request. The total incremental expense for the Wind storm was \$15,211.33 and the incremental expenses for the Snow Storm was \$19,730.05, the amount allowed per Docket 4341 Section 1D, less the \$2,500 deductible per storm is \$29,941.38 (\$34,941.38 - \$5,000) and therefore the District is requesting permission from Division and Commission to use \$29,941.38, from the Storm Reserve Fund which will decrease the balance in the account from \$70,850.50 to \$40,909.12.

- Find:
- Accounts Payable
- Asset Management
- Bank Reconciliation
- Budget
- Fleet Management
- General Ledger
- Installment Loan
- Material Inventory
- Miscellaneous Receivable
- Payroll/Labor
- Purchase Order
- Work Order
- Work Order
- Work Order
- Assign Assembly Unit
- Assign Asset
- Assign Item
- Copy Estimate
- Edit/Close Multiple WOs
- GL Account Change
- Assembly Unit
- Entry
- Loan
- History Inquiry

Search Type: Work Order
 201802
 Work Order: 201802 - Wind Storm Friday March 2, 2018
 Engineering Info | Estimate | Totals | Open Field(s)

Total	Estimate Total	Construction Amount	Retirement ...	Tracking Am...	Construction Hours	Retirement ...	Tracking Hours
0.00	0.00	0.00	0.00	14,378.65	0.00	0.00	0.00
0.00	0.00	0.00	0.00	0.00	0.00	0.00	267.00
0.00	0.00	0.00	0.00	14,378.65	0.00	0.00	0.00
0.00	0.00	0.00	0.00	0.00	0.00	0.00	267.00
0.00	0.00	0.00	0.00	14,378.65	0.00	0.00	0.00
0.00	0.00	0.00	0.00	0.00	0.00	0.00	0.00
0.00	0.00	0.00	0.00	0.00	0.00	0.00	0.00
0.00	0.00	0.00	0.00	0.00	0.00	0.00	0.00

GL Div	GL Acct	Description	Estimate	Actual	Aid	Total Actual	Transaction Type
1-EL...	593.000	Memberships of Overhead Line Ex...	0.00	13,874.05	0.00	13,874.05	Trading
1-EL...	903.000	Customer Records & Collection Ex...	0.00	303.08	0.00	303.08	Trading
1-EL...	920.000	Administrative Salaries	0.00	201.52	0.00	201.52	Trading
			0.00	14,378.65	0.00	14,378.65	

Category	Construction Estimate	Construction Actual	Retirement Estimate	Retirement Actual	Tracking Estimate	Tracking Actual
Labor	0.00	0.00	0.00	0.00	0.00	10,884.62
Material	0.00	0.00	0.00	0.00	0.00	1,101.53
Overhead	0.00	0.00	0.00	0.00	0.00	2,392.50
Special Services	0.00	0.00	0.00	0.00	0.00	0.00
AFUDC	0.00	0.00	0.00	0.00	0.00	0.00
Aid	0.00	0.00	0.00	0.00	0.00	0.00
	0.00	0.00	0.00	0.00	0.00	14,378.65

Charge Code	Construction Estimate	Construction Actual	Retirement Estimate	Retirement Actual	Tracking Estimate	Tracking Actual
1-LABOR	0.00	0.00	0.00	0.00	0.00	10,884.62
2-MATERIALS	0.00	0.00	0.00	0.00	0.00	1,101.53
4-Transportation Overh...	0.00	0.00	0.00	0.00	0.00	2,392.50
	0.00	0.00	0.00	0.00	0.00	14,378.65

General Tasks (1)

15,211.33 +
 2,500.00 - -deductable
 12,711.33 *

832.68 Fica
 15,211.33

002

Navigation | My Favorites

Alerts

Copy | Attachments

Page 1 of 29

Description	Amount	Period	Work Order	Module	Charge Code	GL Account	GL Division	Revision	Tran
Wind Storm Friday March 2, 2018	40.00	Mar 2018	201802	Fleet Management	4 - Transportation Overhead	593.000	1 - ELECTRIC	0	Track
Wind Storm Friday March 2, 2018	5.00	Mar 2018	201802	Fleet Management	4 - Transportation Overhead	593.000	1 - ELECTRIC	0	Track
Wind Storm Friday March 2, 2018	77.50	Mar 2018	201802	Fleet Management	4 - Transportation Overhead	593.000	1 - ELECTRIC	0	Track
Wind Storm Friday March 2, 2018	200.00	Mar 2018	201802	Fleet Management	4 - Transportation Overhead	593.000	1 - ELECTRIC	0	Track
Wind Storm Friday March 2, 2018	750.00	Mar 2018	201802	Fleet Management	4 - Transportation Overhead	593.000	1 - ELECTRIC	0	Track
Wind Storm Friday March 2, 2018	350.00	Mar 2018	201802	Fleet Management	4 - Transportation Overhead	593.000	1 - ELECTRIC	0	Track
Wind Storm Friday March 2, 2018	400.00	Mar 2018	201802	Fleet Management	4 - Transportation Overhead	593.000	1 - ELECTRIC	0	Track
Wind Storm Friday March 2, 2018	570.00	Mar 2018	201802	Fleet Management	4 - Transportation Overhead	593.000	1 - ELECTRIC	0	Track
Wind Storm Friday March 2, 2018	3.24	Mar 2018	201802	Material Inventory	2 - MATERIALS	593.000	1 - ELECTRIC	0	Track
Wind Storm Friday March 2, 2018	17.51	Mar 2018	201802	Material Inventory	2 - MATERIALS	593.000	1 - ELECTRIC	0	Track
Wind Storm Friday March 2, 2018	2.43	Mar 2018	201802	Material Inventory	2 - MATERIALS	593.000	1 - ELECTRIC	0	Track
Wind Storm Friday March 2, 2018	11.77	Mar 2018	201802	Material Inventory	2 - MATERIALS	593.000	1 - ELECTRIC	0	Track
Wind Storm Friday March 2, 2018	5.38	Mar 2018	201802	Material Inventory	2 - MATERIALS	593.000	1 - ELECTRIC	0	Track
Wind Storm Friday March 2, 2018	20.69	Mar 2018	201802	Material Inventory	2 - MATERIALS	593.000	1 - ELECTRIC	0	Track
Wind Storm Friday March 2, 2018	1.58	Mar 2018	201802	Material Inventory	2 - MATERIALS	593.000	1 - ELECTRIC	0	Track
Wind Storm Friday March 2, 2018	2.43	Mar 2018	201802	Material Inventory	2 - MATERIALS	593.000	1 - ELECTRIC	0	Track
Wind Storm Friday March 2, 2018	12.98	Mar 2018	201802	Material Inventory	2 - MATERIALS	593.000	1 - ELECTRIC	0	Track
Wind Storm Friday March 2, 2018	3.24	Mar 2018	201802	Material Inventory	2 - MATERIALS	593.000	1 - ELECTRIC	0	Track
Wind Storm Friday March 2, 2018	20.84	Mar 2018	201802	Material Inventory	2 - MATERIALS	593.000	1 - ELECTRIC	0	Track
Wind Storm Friday March 2, 2018	902.87	Mar 2018	201802	Material Inventory	2 - MATERIALS	593.000	1 - ELECTRIC	0	Track
Wind Storm Friday March 2, 2018	18.48	Mar 2018	201802	Material Inventory	2 - MATERIALS	593.000	1 - ELECTRIC	0	Track
Wind Storm Friday March 2, 2018	2.53	Mar 2018	201802	Material Inventory	2 - MATERIALS	593.000	1 - ELECTRIC	0	Track
Wind Storm Friday March 2, 2018	2.32	Mar 2018	201802	Material Inventory	2 - MATERIALS	593.000	1 - ELECTRIC	0	Track
Wind Storm Friday March 2, 2018	23.53	Mar 2018	201802	Material Inventory	2 - MATERIALS	593.000	1 - ELECTRIC	0	Track
Wind Storm Friday March 2, 2018	36.95	Mar 2018	201802	Material Inventory	2 - MATERIALS	593.000	1 - ELECTRIC	0	Track
Wind Storm Friday March 2, 2018	12.76	Mar 2018	201802	Material Inventory	2 - MATERIALS	593.000	1 - ELECTRIC	0	Track
Wind Storm Friday March 2, 2018	551.74	Mar 2018	201802	Payroll/Labor	1 - LABOR	593.000	1 - ELECTRIC	0	Track
Wind Storm Friday March 2, 2018	1,435.12	Mar 2018	201802	Payroll/Labor	1 - LABOR	593.000	1 - ELECTRIC	0	Track
Wind Storm Friday March 2, 2018	1,803.01	Mar 2018	201802	Payroll/Labor	1 - LABOR	593.000	1 - ELECTRIC	0	Track
Wind Storm Friday March 2, 2018	1,606.64	Mar 2018	201802	Payroll/Labor	1 - LABOR	593.000	1 - ELECTRIC	0	Track
Wind Storm Friday March 2, 2018	681.20	Mar 2018	201802	Payroll/Labor	1 - LABOR	593.000	1 - ELECTRIC	0	Track
Wind Storm Friday March 2, 2018	513.04	Mar 2018	201802	Payroll/Labor	1 - LABOR	593.000	1 - ELECTRIC	0	Track
Wind Storm Friday March 2, 2018	2,101.32	Mar 2018	201802	Payroll/Labor	1 - LABOR	593.000	1 - ELECTRIC	0	Track
Wind Storm Friday March 2, 2018	358.05	Mar 2018	201802	Payroll/Labor	1 - LABOR	593.000	1 - ELECTRIC	0	Track
Wind Storm Friday March 2, 2018	1,329.90	Mar 2018	201802	Payroll/Labor	1 - LABOR	593.000	1 - ELECTRIC	0	Track
Wind Storm Friday March 2, 2018	135.60	Mar 2018	201802	Payroll/Labor	1 - LABOR	903.000	1 - ELECTRIC	0	Track
Wind Storm Friday March 2, 2018	167.48	Mar 2018	201802	Payroll/Labor	1 - LABOR	903.000	1 - ELECTRIC	0	Track
Wind Storm Friday March 2, 2018	201.52	Mar 2018	201802	Payroll/Labor	1 - LABOR	920.000	1 - ELECTRIC	0	Track

\$292.50

Transportation

\$1,101.53

Materials

\$10,884.62

Labor

2 * 392.50 +
 1 * 101.53 +
 10 * 884.62 +
 14 * 378.656 +

**PAYROLL/LABOR
LABOR DISTRIBUTION HISTORY**

Detail By Employee

For Labor Period MAR 2018 TO MAR 2018

GL Div	GL Acct	GL Dept	GL Acct	Work Order	Pay	Hours	Labor Amt	Overhead Amt	Sec Dist Amt	Total
2 MICHAEL LIMA										
1	0593.0	0	0	201802	0	8.00	260.40	0.00	0.00	260.40
1	0593.0	0	0	201802	1	2.00	97.65	0.00	0.00	97.65
				Total For GL Acct 1 0593.0:		10.00	358.05	0.00	0.00	358.05
				Totals for Employee 2 MICHAEL LIMA:		10.00	358.05	0.00	0.00	358.05
3 WILLIAM GUERTIN Admin										
1	0920.0	0	0	201802	0	4.00	201.52	0.00	0.00	201.52
				Total For GL Acct 1 0920.0:		4.00	201.52	0.00	0.00	201.52
				Totals for Employee 3 WILLIAM GUERTIN:		4.00	201.52	0.00	0.00	201.52
6 CHRISTOPHER PICCARDI										
1	0593.0	0	0	201802	0	16.00	680.96	0.00	0.00	680.96
1	0593.0	0	0	201802	1	14.50	925.68	0.00	0.00	925.68
				Total For GL Acct 1 0593.0:		30.50	1,606.64	0.00	0.00	1,606.64
				Totals for Employee 6 CHRISTOPHER PICCARDI:		30.50	1,606.64	0.00	0.00	1,606.64
7 HARLE ROUND CS.										
1	0903.0	0	0	201802	0	4.00	167.48	0.00	0.00	167.48
				Total For GL Acct 1 0903.0:		4.00	167.48	0.00	0.00	167.48
				Totals for Employee 7 HARLE ROUND:		4.00	167.48	0.00	0.00	167.48
9 ROBERT LEDUC										
1	0593.0	0	0	201802	0	16.00	646.56	0.00	0.00	646.56
1	0593.0	0	0	201802	1	24.00	1,454.76	0.00	0.00	1,454.76
				Total For GL Acct 1 0593.0:		40.00	2,101.32	0.00	0.00	2,101.32
				Totals for Employee 9 ROBERT LEDUC:		40.00	2,101.32	0.00	0.00	2,101.32
13 MATTHEW DUPUIS										
1	0593.0	0	0	201802	0	8.00	209.60	0.00	0.00	209.60
1	0593.0	0	0	201802	1	12.00	471.60	0.00	0.00	471.60
				Total For GL Acct 1 0593.0:		20.00	681.20	0.00	0.00	681.20
				Totals for Employee 13 MATTHEW DUPUIS:		20.00	681.20	0.00	0.00	681.20
15 DOUGLAS MENARD										
1	0593.0	0	0	201802	0	12.50	492.62	0.00	0.00	492.62

**PAYROLL/LABOR
LABOR DISTRIBUTION HISTORY**

Detail By Employee

For Labor Period MAR 2018 TO MAR 2018

GL Div	GL Acct	GL Dept	GL Acct	Work Order	Pay	Hours	Labor Amt	Overhead Amt	Sec Dist Amt	Total	
15 DOUGLAS MENARD											
1	0593.0	0	0	201802	1	1.00	59.12	0.00	0.00	59.12	
				Total For GL Acct 1 0593.0:		13.50	551.74	0.00	0.00	551.74	
Totals for Employee 15 DOUGLAS MENARD:											
						13.50	551.74	0.00	0.00	551.74	
16 GARY KIMATIAN											
1	0593.0	0	0	201802	0	24.00	945.84	0.00	0.00	945.84	
1	0593.0	0	0	201802	1	14.50	857.17	0.00	0.00	857.17	
				Total For GL Acct 1 0593.0:		38.50	1,803.01	0.00	0.00	1,803.01	
Totals for Employee 16 GARY KIMATIAN:											
						38.50	1,803.01	0.00	0.00	1,803.01	
19 CRAIG KOPRUSAK											
1	0593.0	0	0	201802	0	24.00	805.68	0.00	0.00	805.68	
1	0593.0	0	0	201802	1	12.50	629.44	0.00	0.00	629.44	
				Total For GL Acct 1 0593.0:		36.50	1,435.12	0.00	0.00	1,435.12	
Totals for Employee 19 CRAIG KOPRUSAK:											
						36.50	1,435.12	0.00	0.00	1,435.12	
20 MORGAN WILLIAMS CS.											
1	0903.0	0	0	201802	1	4.00	135.60	0.00	0.00	135.60	
				Total For GL Acct 1 0903.0:		4.00	135.60	0.00	0.00	135.60	
Totals for Employee 20 MORGAN WILLIAMS:											
						4.00	135.60	0.00	0.00	135.60	
26 GLEN DERBY											
1	0593.0	0	0	201802	0	24.00	654.72	0.00	0.00	654.72	
1	0593.0	0	0	201802	1	16.50	675.18	0.00	0.00	675.18	
				Total For GL Acct 1 0593.0:		40.50	1,329.90	0.00	0.00	1,329.90	
Totals for Employee 26 GLEN DERBY:											
						40.50	1,329.90	0.00	0.00	1,329.90	
30 MATTHEW DUNN											
1	0593.0	0	0	201802	0	16.00	271.36	0.00	0.00	271.36	
1	0593.0	0	0	201802	1	9.50	241.68	0.00	0.00	241.68	
				Total For GL Acct 1 0593.0:		25.50	513.04	0.00	0.00	513.04	
Totals for Employee 30 MATTHEW DUNN:											
						25.50	513.04	0.00	0.00	513.04	
Grand Totals:						267.00	10,884.62	\$	0.00	\$	10,884.62

Page 4-29

Overhead Line # 10,380.02
Customer Service \$303.08
Admin \$ 201.52

X 0765 Fica
pscgbir
832.68 Fica

04/20/2018 10:02:14 am

**WORK ORDER
MATERIAL RECONCILIATION**

Page: 1

Work Order: 201802 - Wind Storm Friday March 2, 2018
Name:

Construction

GL Account: 1 593

Item	Est Qty	Charge	Qty Diff	Est Cost	Act Cost	Cost Diff
2 - POLE 40' CLASS 2	0.00	2.000	-2.000	0.00	902.87	-902.87
16 - 3/4" INSULATOR PIN	0.00	1.000	-1.000	0.00	5.38	-5.38
23 - 15KV PIN INSULATOR (VISE)	0.00	3.000	-3.000	0.00	55.43	-55.43
27 - POLYMER DEADEND	0.00	2.000	-2.000	0.00	20.69	-20.69
35 - 10" THRU BOLT	0.00	2.000	-2.000	0.00	2.53	-2.53
36 - 12" THRU BOLT	0.00	1.000	-1.000	0.00	2.32	-2.32
61 - SCREW EYE BOLT	0.00	2.000	-2.000	0.00	17.51	-17.51
80 - NEUTRAL CLAMP	0.00	1.000	-1.000	0.00	12.76	-12.76
88 - THREADED EYELET	0.00	1.000	-1.000	0.00	1.58	-1.58
99 - WEDGE CLAMP	0.00	2.000	-2.000	0.00	4.86	-4.86
117 - 1/0 AUTO SPLICE	0.00	2.000	-2.000	0.00	12.98	-12.98
197 - TTD1810XFBTUNI	0.00	6.000	-6.000	0.00	35.30	-35.30
360 - 3 AMP FUSE	0.00	2.000	-2.000	0.00	6.48	-6.48
381 - 100 AMP FUSE	0.00	4.000	-4.000	0.00	20.84	-20.84
Total For GL Account 1 593:	0.00	31.000	-31.000	0.00	1,101.53	-1,101.53
Total For Construction, Work Order: 201802	0.00	31.000	-31.000	0.00	1,101.53	-1,101.53

Page 5 of 29

**FLEET MANAGEMENT
WORK ORDER DETAIL**

Transportation

For Period MAR 2018 To MAR 2018

Work Order	GL Div	GL Account	GL Dept	Fleet Asset	GL Account Description		GL Acty	Miles/Hrs	Meter Type	Amount
					Fleet Asset Description					
201802	1	0593.0	0			Maintenance of Overhead Line Expense	0			
				T 11		International Durastar 4400 Bucket Truck		20.00		400.00
				T 12		2003 Freightliner FL70 Digger		10.00		200.00
				T 2		Chevrolet Silverado Crew Cab		15.50	Miles	77.50
				T 3		2015 Ford Explorer		1.00	Miles	5.00
				T 4		2014 Freightliner		17.50		350.00
				T 5		2000 International 4900 Bucket Truck		28.50		570.00
				T 9		2008 Ford F-250		8.00	Miles	40.00
				W 4		Backhoe		10.00	Hours	750.00
								110.50		2,392.50
Total For:	1	0593.0	0							

Page 6 of 29

- Find:
- Accounts Payable
 - Asset Management
 - Bank Reconciliation
 - Budget
 - Fleet Management
 - General Ledger
 - Installment Loan
 - Material Inventory
 - Miscellaneous Receivable
 - Payroll/Labor
 - Purchase Order
 - Work Order
 - Work Order
 - Work Order
 - Assign Assembly Unit
 - Assign Asset
 - Assign Item
 - Copy Estimate
 - Edt/Close Multiple WOs
 - GL Account Change
 - Assembly Unit
 - Entry
 - Loan
 - History Inquiry

Search Type: Work Order

Work Order: 201804 - Snow Storm - 3-7-18

Engineering Info Estimate Totals Open Field(s)

Search Advanced Search

Set Aside Retrieve (0)

Estimate Total	Construction Amount	Retirement ...	Tracking Am...	Construction Hours	Retirement ...	Tracking Hours
0.00	0.00	0.00	19,791.93	0.00	0.00	0.00
0.00	0.00	0.00	0.00	0.00	0.00	0.00
0.00	0.00	0.00	19,791.93	0.00	0.00	0.00
0.00	0.00	0.00	0.00	0.00	0.00	0.00
0.00	0.00	0.00	19,791.93	0.00	0.00	0.00
0.00	0.00	0.00	0.00	0.00	0.00	0.00
0.00	0.00	0.00	0.00	0.00	0.00	0.00
0.00	0.00	0.00	0.00	0.00	0.00	0.00
0.00	0.00	0.00	0.00	0.00	0.00	0.00

GL Div	GL Acct	Description	Actual	Aid	Total Actual	Transaction Type
1 - E...	593.000	Maintenance of Overhead Line Ex...	0.00	0.00	0.00	Tracking
1 - E...	903.000	Customer Records & Collection Ex...	0.00	745.32	745.32	Tracking
1 - E...	920.000	Administrative Salaries	0.00	201.52	201.52	Tracking
1 - E...	930.210	Misc. General Expenses	0.00	1,289.36	1,289.36	Tracking
			0.00	19,791.93	19,791.93	

Category	Construction Estimate	Construction Actual	Retirement Estimate	Retirement Actual	Tracking Estimate	Tracking Actual
Labor	0.00	0.00	0.00	0.00	0.00	12,263.65
Material	0.00	0.00	0.00	0.00	0.00	2,170.69
Overhead	0.00	0.00	0.00	0.00	0.00	4,357.56
Special Services	0.00	0.00	0.00	0.00	0.00	0.00
APUDC	0.00	0.00	0.00	0.00	0.00	0.00
Aid	0.00	0.00	0.00	0.00	0.00	0.00
	0.00	0.00	0.00	0.00	0.00	18,791.93

Charge Code	Construction Estimate	Construction Actual	Retirement Estimate	Retirement Actual	Tracking Estimate	Tracking Actual
1 - LABOR	0.00	0.00	0.00	0.00	0.00	12,263.65
2 - MATERIALS	0.00	0.00	0.00	0.00	0.00	2,170.69
3 - Material Overheads	0.00	0.00	0.00	0.00	0.00	439.20
4 - Transportation Overh...	0.00	0.00	0.00	0.00	0.00	2,630.00
5 - OVERHEADS	0.00	0.00	0.00	0.00	0.00	1,288.36
	0.00	0.00	0.00	0.00	0.00	18,791.93

Navigation My Favorites Alerts

General Tasks (2) Save Delete Add Del

19,730.05 at Total Cost
 2,500.00 - - deductible
 17,230.05 G+

Fica 938.16
 19,730.05

Page 6 of 29

12,263.65
Labor

\$ 2609.88
Materials

Description	Amount	Period	Work Order	Module	Charge Code	GL Account	GL Division	Revision	Transaction Type
Snow Storm- 3-7-18	2,000.29	Mar 2018	201804	Payroll/Labor	1 - LABOR	593.000	1 - ELECTRIC	0	Tracking
Snow Storm- 3-7-18	92.61	Mar 2018	201804	Payroll/Labor	1 - LABOR	593.000	1 - ELECTRIC	0	Tracking
Snow Storm- 3-7-18	636.00	Mar 2018	201804	Payroll/Labor	1 - LABOR	593.000	1 - ELECTRIC	0	Tracking
Snow Storm- 3-7-18	1,296.90	Mar 2018	201804	Payroll/Labor	1 - LABOR	593.000	1 - ELECTRIC	0	Tracking
Snow Storm- 3-7-18	1,773.45	Mar 2018	201804	Payroll/Labor	1 - LABOR	593.000	1 - ELECTRIC	0	Tracking
Snow Storm- 3-7-18	1,268.52	Mar 2018	201804	Payroll/Labor	1 - LABOR	593.000	1 - ELECTRIC	0	Tracking
Snow Storm- 3-7-18	1,234.24	Mar 2018	201804	Payroll/Labor	1 - LABOR	593.000	1 - ELECTRIC	0	Tracking
Snow Storm- 3-7-18	1,655.22	Mar 2018	201804	Payroll/Labor	1 - LABOR	593.000	1 - ELECTRIC	0	Tracking
Snow Storm- 3-7-18	1,359.58	Mar 2018	201804	Payroll/Labor	1 - LABOR	593.000	1 - ELECTRIC	0	Tracking
Snow Storm- 3-7-18	126.90	Mar 2018	201804	Payroll/Labor	1 - LABOR	903.000	1 - ELECTRIC	0	Tracking
Snow Storm- 3-7-18	288.14	Mar 2018	201804	Payroll/Labor	1 - LABOR	903.000	1 - ELECTRIC	0	Tracking
Snow Storm- 3-7-18	94.37	Mar 2018	201804	Payroll/Labor	1 - LABOR	903.000	1 - ELECTRIC	0	Tracking
Snow Storm- 3-7-18	235.91	Mar 2018	201804	Payroll/Labor	1 - LABOR	903.000	1 - ELECTRIC	0	Tracking
Snow Storm- 3-7-18	201.52	Mar 2018	201804	Payroll/Labor	1 - LABOR	920.000	1 - ELECTRIC	0	Tracking
Snow Storm- 3-7-18	975.00	Mar 2018	201804	Accounts Payable	2 - MATERIALS	593.000	1 - ELECTRIC	0	Tracking
Snow Storm- 3-7-18	8.75	Mar 2018	201804	Material Inventory	2 - MATERIALS	593.000	1 - ELECTRIC	0	Tracking
Snow Storm- 3-7-18	7.30	Mar 2018	201804	Material Inventory	2 - MATERIALS	593.000	1 - ELECTRIC	0	Tracking
Snow Storm- 3-7-18	3.35	Mar 2018	201804	Material Inventory	2 - MATERIALS	593.000	1 - ELECTRIC	0	Tracking
Snow Storm- 3-7-18	3.50	Mar 2018	201804	Material Inventory	2 - MATERIALS	593.000	1 - ELECTRIC	0	Tracking
Snow Storm- 3-7-18	23.53	Mar 2018	201804	Material Inventory	2 - MATERIALS	593.000	1 - ELECTRIC	0	Tracking
Snow Storm- 3-7-18	5.66	Mar 2018	201804	Material Inventory	2 - MATERIALS	593.000	1 - ELECTRIC	0	Tracking
Snow Storm- 3-7-18	350.38	Mar 2018	201804	Material Inventory	2 - MATERIALS	593.000	1 - ELECTRIC	0	Tracking
Snow Storm- 3-7-18	50.95	Mar 2018	201804	Material Inventory	2 - MATERIALS	593.000	1 - ELECTRIC	0	Tracking
Snow Storm- 3-7-18	48.36	Mar 2018	201804	Material Inventory	2 - MATERIALS	593.000	1 - ELECTRIC	0	Tracking
Snow Storm- 3-7-18	20.69	Mar 2018	201804	Material Inventory	2 - MATERIALS	593.000	1 - ELECTRIC	0	Tracking
Snow Storm- 3-7-18	9.29	Mar 2018	201804	Material Inventory	2 - MATERIALS	593.000	1 - ELECTRIC	0	Tracking
Snow Storm- 3-7-18	12.47	Mar 2018	201804	Material Inventory	2 - MATERIALS	593.000	1 - ELECTRIC	0	Tracking
Snow Storm- 3-7-18	3.14	Mar 2018	201804	Material Inventory	2 - MATERIALS	593.000	1 - ELECTRIC	0	Tracking
Snow Storm- 3-7-18	5.56	Mar 2018	201804	Material Inventory	2 - MATERIALS	593.000	1 - ELECTRIC	0	Tracking
Snow Storm- 3-7-18	7.30	Mar 2018	201804	Material Inventory	2 - MATERIALS	593.000	1 - ELECTRIC	0	Tracking
Snow Storm- 3-7-18	8.05	Mar 2018	201804	Material Inventory	2 - MATERIALS	593.000	1 - ELECTRIC	0	Tracking
Snow Storm- 3-7-18	4.15	Mar 2018	201804	Material Inventory	2 - MATERIALS	593.000	1 - ELECTRIC	0	Tracking
Snow Storm- 3-7-18	11.82	Mar 2018	201804	Material Inventory	2 - MATERIALS	593.000	1 - ELECTRIC	0	Tracking
Snow Storm- 3-7-18	7.00	Mar 2018	201804	Material Inventory	2 - MATERIALS	593.000	1 - ELECTRIC	0	Tracking
Snow Storm- 3-7-18	35.30	Mar 2018	201804	Material Inventory	2 - MATERIALS	593.000	1 - ELECTRIC	0	Tracking
Snow Storm- 3-7-18	7.02	Mar 2018	201804	Material Inventory	2 - MATERIALS	593.000	1 - ELECTRIC	0	Tracking
Snow Storm- 3-7-18	7.16	Mar 2018	201804	Material Inventory	2 - MATERIALS	593.000	1 - ELECTRIC	0	Tracking
Snow Storm- 3-7-18	10.34	Mar 2018	201804	Material Inventory	2 - MATERIALS	593.000	1 - ELECTRIC	0	Tracking
Snow Storm- 3-7-18	10.92	Mar 2018	201804	Material Inventory	2 - MATERIALS	593.000	1 - ELECTRIC	0	Tracking
Snow Storm- 3-7-18	6.52	Mar 2018	201804	Material Inventory	2 - MATERIALS	593.000	1 - ELECTRIC	0	Tracking
Snow Storm- 3-7-18	7.35	Mar 2018	201804	Material Inventory	2 - MATERIALS	593.000	1 - ELECTRIC	0	Tracking
Snow Storm- 3-7-18	14.23	Mar 2018	201804	Material Inventory	2 - MATERIALS	593.000	1 - ELECTRIC	0	Tracking
Snow Storm- 3-7-18	82.81	Mar 2018	201804	Material Inventory	2 - MATERIALS	593.000	1 - ELECTRIC	0	Tracking
Snow Storm- 3-7-18	6.95	Mar 2018	201804	Material Inventory	2 - MATERIALS	593.000	1 - ELECTRIC	0	Tracking
Snow Storm- 3-7-18	18.48	Mar 2018	201804	Material Inventory	2 - MATERIALS	593.000	1 - ELECTRIC	0	Tracking
Snow Storm- 3-7-18	3.48	Mar 2018	201804	Material Inventory	2 - MATERIALS	593.000	1 - ELECTRIC	0	Tracking
Snow Storm- 3-7-18	26.26	Mar 2018	201804	Material Inventory	2 - MATERIALS	593.000	1 - ELECTRIC	0	Tracking
Snow Storm- 3-7-18	0.87	Mar 2018	201804	Material Inventory	2 - MATERIALS	593.000	1 - ELECTRIC	0	Tracking
Snow Storm- 3-7-18	2.78	Mar 2018	201804	Material Inventory	2 - MATERIALS	593.000	1 - ELECTRIC	0	Tracking
Snow Storm- 3-7-18	1.58	Mar 2018	201804	Material Inventory	2 - MATERIALS	593.000	1 - ELECTRIC	0	Tracking

Snow Storm- 3-7-18	14.60	Mar 2018	201804	Material Inventory	2 - MATERIALS	593.000	1 - ELECTRIC	0	Tracking
Snow Storm- 3-7-18	32.21	Mar 2018	201804	Material Inventory	2 - MATERIALS	593.000	1 - ELECTRIC	0	Tracking
Snow Storm- 3-7-18	6.70	Mar 2018	201804	Material Inventory	2 - MATERIALS	593.000	1 - ELECTRIC	0	Tracking
Snow Storm- 3-7-18	51.92	Mar 2018	201804	Material Inventory	2 - MATERIALS	593.000	1 - ELECTRIC	0	Tracking
Snow Storm- 3-7-18	7.00	Mar 2018	201804	Material Inventory	2 - MATERIALS	593.000	1 - ELECTRIC	0	Tracking
Snow Storm- 3-7-18	8.36	Mar 2018	201804	Material Inventory	2 - MATERIALS	593.000	1 - ELECTRIC	0	Tracking
Snow Storm- 3-7-18	12.44	Mar 2018	201804	Material Inventory	2 - MATERIALS	593.000	1 - ELECTRIC	0	Tracking
Snow Storm- 3-7-18	12.92	Mar 2018	201804	Material Inventory	2 - MATERIALS	593.000	1 - ELECTRIC	0	Tracking
Snow Storm- 3-7-18	3.50	Mar 2018	201804	Material Inventory	2 - MATERIALS	593.000	1 - ELECTRIC	0	Tracking
Snow Storm- 3-7-18	82.36	Mar 2018	201804	Material Inventory	2 - MATERIALS	593.000	1 - ELECTRIC	0	Tracking
Snow Storm- 3-7-18	23.34	Mar 2018	201804	Material Inventory	2 - MATERIALS	593.000	1 - ELECTRIC	0	Tracking
Snow Storm- 3-7-18	19.10	Mar 2018	201804	Material Inventory	2 - MATERIALS	593.000	1 - ELECTRIC	0	Tracking
Snow Storm- 3-7-18	7.75	Mar 2018	201804	Material Inventory	2 - MATERIALS	593.000	1 - ELECTRIC	0	Tracking
Snow Storm- 3-7-18	7.35	Mar 2018	201804	Material Inventory	2 - MATERIALS	593.000	1 - ELECTRIC	0	Tracking
Snow Storm- 3-7-18	28.46	Mar 2018	201804	Material Inventory	2 - MATERIALS	593.000	1 - ELECTRIC	0	Tracking
Snow Storm- 3-7-18	18.71	Mar 2018	201804	Material Inventory	2 - MATERIALS	593.000	1 - ELECTRIC	0	Tracking
Snow Storm- 3-7-18	1.76	Mar 2018	201804	Material Inventory	2 - MATERIALS	593.000	1 - ELECTRIC	0	Tracking
Snow Storm- 3-7-18	2.01	Mar 2018	201804	Material Inventory	2 - MATERIALS	593.000	1 - ELECTRIC	0	Tracking
Snow Storm- 3-7-18	2.23	Mar 2018	201804	Material Inventory	2 - MATERIALS	593.000	1 - ELECTRIC	0	Tracking
Snow Storm- 3-7-18	5.17	Mar 2018	201804	Material Inventory	2 - MATERIALS	593.000	1 - ELECTRIC	0	Tracking
Snow Storm- 3-7-18	11.43	Mar 2018	201804	Material Inventory	2 - MATERIALS	593.000	1 - ELECTRIC	0	Tracking
Snow Storm- 3-7-18	2.45	Mar 2018	201804	Material Inventory	2 - MATERIALS	593.000	1 - ELECTRIC	0	Tracking
Snow Storm- 3-7-18	0.61	Mar 2018	201804	Material Inventory	2 - MATERIALS	593.000	1 - ELECTRIC	0	Tracking
Snow Storm- 3-7-18	439.20	Mar 2018	201804	Accounts Payable	3 - Material Overheads	593.000	1 - ELECTRIC	0	Tracking
Snow Storm- 3-7-18	660.00	Mar 2018	201804	Fleet Management	4 - Transportation Overhead	593.000	1 - ELECTRIC	0	Tracking
Snow Storm- 3-7-18	680.00	Mar 2018	201804	Fleet Management	4 - Transportation Overhead	593.000	1 - ELECTRIC	0	Tracking
Snow Storm- 3-7-18	760.00	Mar 2018	201804	Fleet Management	4 - Transportation Overhead	593.000	1 - ELECTRIC	0	Tracking
Snow Storm- 3-7-18	80.00	Mar 2018	201804	Fleet Management	4 - Transportation Overhead	593.000	1 - ELECTRIC	0	Tracking
Snow Storm- 3-7-18	10.00	Mar 2018	201804	Fleet Management	4 - Transportation Overhead	593.000	1 - ELECTRIC	0	Tracking
Snow Storm- 3-7-18	440.00	Mar 2018	201804	Fleet Management	4 - Transportation Overhead	593.000	1 - ELECTRIC	0	Tracking
Snow Storm- 3-7-18	98.88	Mar 2018	201804	Accounts Payable	5 - OVERHEADS	930.210	1 - ELECTRIC	0	Tracking
Snow Storm- 3-7-18	379.48	Mar 2018	201804	Accounts Payable	5 - OVERHEADS	930.210	1 - ELECTRIC	0	Tracking
Snow Storm- 3-7-18	810.00	Mar 2018	201804	Accounts Payable	5 - OVERHEADS	930.210	1 - ELECTRIC	0	Tracking

\$ 1,288.36 Overheads / Transportation \$2,630.00

Total 18791.89

**PAYROLL/LABOR
LABOR DISTRIBUTION HISTORY**

Detail By Employee

For Labor Period MAR 2018 TO MAR 2018

GL Div	GL Acct	GL Dept	GL Actv	Work Order	Pay	Hours	Labor Amt	Overhead Amt	Sec Dist Amt	Total
3 WILLIAM GUERTIN										
1	0920.0	0	0	201804	0	4.00	201.52	0.00	0.00	201.52
				Total For GL Acct 1 0920.0:		4.00	201.52	0.00	0.00	201.52
				Totals for Employee 3 WILLIAM GUERTIN:		4.00	201.52	0.00	0.00	201.52
4 JOHN BLODGETT										
1	0593.0	0	0	201804	1	2.00	92.61	0.00	0.00	92.61
				Total For GL Acct 1 0593.0:		2.00	92.61	0.00	0.00	92.61
				Totals for Employee 4 JOHN BLODGETT:		2.00	92.61	0.00	0.00	92.61
6 CHRISTOPHER PICCARDI										
1	0593.0	0	0	201804	0	8.00	340.48	0.00	0.00	340.48
1	0593.0	0	0	201804	1	14.00	893.76	0.00	0.00	893.76
				Total For GL Acct 1 0593.0:		22.00	1,234.24	0.00	0.00	1,234.24
				Totals for Employee 6 CHRISTOPHER PICCARDI:		22.00	1,234.24	0.00	0.00	1,234.24
9 ROBERT LEDUC										
1	0593.0	0	0	201804	0	24.00	969.84	0.00	0.00	969.84
1	0593.0	0	0	201804	1	17.00	1,030.45	0.00	0.00	1,030.45
				Total For GL Acct 1 0593.0:		41.00	2,000.29	0.00	0.00	2,000.29
				Totals for Employee 9 ROBERT LEDUC:		41.00	2,000.29	0.00	0.00	2,000.29
12 JULIE CHOQUETTE C-5										
1	0903.0	0	0	201804	0	4.50	94.37	0.00	0.00	94.37
				Total For GL Acct 1 0903.0:		4.50	94.37	0.00	0.00	94.37
				Totals for Employee 12 JULIE CHOQUETTE:		4.50	94.37	0.00	0.00	94.37
13 MATTHEW DUPUIS										
1	0593.0	0	0	201804	0	24.00	628.80	0.00	0.00	628.80
1	0593.0	0	0	201804	1	17.00	668.10	0.00	0.00	668.10
				Total For GL Acct 1 0593.0:		41.00	1,296.90	0.00	0.00	1,296.90
				Totals for Employee 13 MATTHEW DUPUIS:		41.00	1,296.90	0.00	0.00	1,296.90
14 CATHLEEN GILMOUR C-5										
1	0903.0	0	0	201804	0	4.50	126.90	0.00	0.00	126.90
				Total For GL Acct 1 0903.0:		4.50	126.90	0.00	0.00	126.90
				Totals for Employee 14 CATHLEEN GILMOUR:		4.50	126.90	0.00	0.00	126.90

Page 9 of 29

**PAYROLL/LABOR
LABOR DISTRIBUTION HISTORY**

Detail By Employee

For Labor Period MAR 2018 TO MAR 2018

GL Div	GL Acct	GL Dept	GL Acct	Work Order	Pay	Hours	Labor Amt	Overhead Amt	Sec Dist Amt	Total
15 DOUGLAS MENARD										
1	0593.0	0	0	201804	0	24.00	945.84	0.00	0.00	945.84
1	0593.0	0	0	201804	1	12.00	709.38	0.00	0.00	709.38
				Total For GL Acct 1 0593.0:		36.00	1,655.22	0.00	0.00	1,655.22
				Totals for Employee 15 DOUGLAS MENARD:		36.00	1,655.22	0.00	0.00	1,655.22
16 GARY KIMATIAN										
1	0593.0	0	0	201804	0	24.00	945.84	0.00	0.00	945.84
1	0593.0	0	0	201804	1	14.00	827.61	0.00	0.00	827.61
				Total For GL Acct 1 0593.0:		38.00	1,773.45	0.00	0.00	1,773.45
				Totals for Employee 16 GARY KIMATIAN:		38.00	1,773.45	0.00	0.00	1,773.45
19 CRAIG KOPRUSAK										
1	0593.0	0	0	201804	0	24.00	805.68	0.00	0.00	805.68
1	0593.0	0	0	201804	1	11.00	553.90	0.00	0.00	553.90
				Total For GL Acct 1 0593.0:		35.00	1,359.58	0.00	0.00	1,359.58
				Totals for Employee 19 CRAIG KOPRUSAK:		35.00	1,359.58	0.00	0.00	1,359.58
20 MORGAN WILLIAMS										
1	0903.0	0	0	201804	1	8.50	288.14	0.00	0.00	288.14
				Total For GL Acct 1 0903.0:		8.50	288.14	0.00	0.00	288.14
				Totals for Employee 20 MORGAN WILLIAMS:		8.50	288.14	0.00	0.00	288.14
24 TORIANA RIVET										
1	0903.0	0	0	201804	1	7.50	235.91	0.00	0.00	235.91
				Total For GL Acct 1 0903.0:		7.50	235.91	0.00	0.00	235.91
				Totals for Employee 24 TORIANA RIVET:		7.50	235.91	0.00	0.00	235.91
26 GLEN DERBY										
1	0593.0	0	0	201804	0	24.00	654.72	0.00	0.00	654.72
1	0593.0	0	0	201804	1	15.00	613.80	0.00	0.00	613.80
				Total For GL Acct 1 0593.0:		39.00	1,268.52	0.00	0.00	1,268.52
				Totals for Employee 26 GLEN DERBY:		39.00	1,268.52	0.00	0.00	1,268.52

Page 10 of 29

PAYROLL/LABOR
LABOR DISTRIBUTION HISTORY

Detail By Employee

For Labor Period MAR 2018 TO MAR 2018

GL Div	GL Acct	GL Dept	GL Acct	Work Order	Pay	Hours	Labor Amt	Overhead Amt	Sec Dist Amt	Total
30 MATTHEW DUNN										
1	0593.0	0	0	201804	0	24.00	407.04	0.00	0.00	407.04
1	0593.0	0	0	201804	1	9.00	228.96	0.00	0.00	228.96
Total For GL Acct 1 0593.0:						33.00	636.00	0.00	0.00	636.00
Totals for Employee 30 MATTHEW DUNN:						33.00	636.00	0.00	0.00	636.00

Grand Totals: 316.00 \$ 12,263.65 \$ 0.00 \$ 0.00 \$ 12,263.65 Labor Fca \$938.16

Customer Service \$ 745.32
Admin \$ 201.52
Overheadlines \$ 11,316.81

0 * C

12,263.65 *
0 * 0765 =
Fica Charge 938.16 *

Page 11 of 29

04/20/2018 10:03:07 am

WORK ORDER

Page: 1

MATERIAL RECONCILIATION

Materials
Inventory \$ 1195.68
Transfer \$ 975.00
HV-Telescopic Pole \$ 439.20

2609.88

Work Order: 201804 - Snow Storm- 3-7-18
Name:

Construction
GL Account: 1 593

Item	Est Qty	Charge	Qty Diff	Est Cost	Act Cost	Cost Diff
3 - POLE 35' CLASS 4	0.00	1.000	-1.000	350.3759	350.38	-350.38
12 - 18" Fiberglass Crossarm	0.00	1.000	-1.000	50.9500	50.95	-50.95
14 - REGULAR POLE TOP PIN	0.00	1.000	-1.000	6.9500	6.95	-6.95
21 - 18" Fiberglass Bracket	0.00	1.000	-1.000	48.3600	48.36	-48.36
23 - 15KV PIN INSULATOR (WISE)	0.00	1.000	-1.000	18.4764	18.48	-18.48
27 - POLYMER DEADEND	0.00	2.000	-2.000	10.3425	20.69	-20.69
36 - 12" THRU BOLT	0.00	4.000	-4.000	2.3216	9.29	-9.29
53 - 12" OVAL EYE BOLT	0.00	3.000	-3.000	4.1552	12.47	-12.47
58 - 14" OVAL EYE BOLT	0.00	1.000	-1.000	3.4786	3.48	-3.48
61 - SCREW EYE BOLT	0.00	4.000	-4.000	8.7533	35.01	-35.01
69 - J HOOK	0.00	1.000	-1.000	0.8651	0.87	-0.87
73 - SQUARE WASHERS	0.00	10.000	-10.000	0.3144	3.14	-3.14
86 - ANCHOR SHACKLE	0.00	3.000	-3.000	2.7800	8.34	-8.34
88 - THREADED EYELET	0.00	1.000	-1.000	1.5821	1.58	-1.58
99 - WEDGE CLAMP	0.00	12.000	-12.000	2.4327	29.20	-29.20
111 - Solid Bail Wedge Clamp	0.00	9.000	-9.000	2.3655	32.21	-32.21
116 - #2 / #4 COMBINATION AUTO	0.00	3.000	-3.000	3.3486	10.05	-10.05
117 - 1/0 AUTO SPLICE	0.00	8.000	-8.000	6.4898	51.92	-51.92
118 - 2/0 AUTO SPLICE	0.00	1.000	-1.000	7.0000	7.00	-7.00
162 - 1/0 - 6 AMP	0.00	2.000	-2.000	4.0268	8.05	-8.05
164 - 1/0 - 4 AMP	0.00	2.000	-2.000	4.1796	8.36	-8.36
166 - 1/0 - 2 AMP	0.00	4.000	-4.000	4.1452	16.59	-16.59
168 - 1/0 - 1/0 AMP	0.00	3.000	-3.000	3.9410	11.82	-11.82
172 - 2/0 - 2/0 AMP	0.00	3.000	-3.000	4.3052	12.92	-12.92
196 - Street Light Tap	0.00	4.000	-4.000	4.7033	14.00	-14.00
197 - TTD1810XFBTUNI	0.00	24.000	-24.000	5.8836	141.19	-141.19
199 - TTD2110XFBTUNI	0.00	3.000	-3.000	7.7814	23.34	-23.34
211 - BLUE AMP SHELLS	0.00	3.000	-3.000	2.3390	7.02	-7.02
213 - WHITE AMP SHELLS	0.00	11.000	-11.000	2.3874	26.26	-26.26
216 - MEDIUM AMP COVERS	0.00	7.000	-7.000	2.5843	18.09	-18.09
232 - 1/0 DEADEND CLAMP	0.00	2.000	-2.000	7.4368	14.70	-14.70
236 - 1/0 ANGLE CLAMP	0.00	1.000	-1.000	10.9237	10.92	-10.92

04/20/2018 10:03:07 am

WORK ORDER

Page: 2

MATERIAL RECONCILIATION

Work Order: 201804 - Snow Storm- 3-7-18
 Name:

Construction
 GL Account: 1 593

Item	Est Qty	Charge	Qty Diff	Est Cost	Act Cost	Cost Diff
296 - PLASTIC GUY SHIELDS	0.00	1.000	-1.000	6.5213	6.52	-6.52
308 - 3/8" GUY DEADEND	0.00	3.000	-3.000	14.2322	42.69	-42.69
349 - 100 AMP CUTOUT	0.00	1.000	-1.000	82.8074	82.81	-82.81
361 - 6 AMP FUSE	0.00	4.000	-4.000	4.6768	18.71	-18.71
363 - 10 AMP FUSE	0.00	1.000	-1.000	5.1717	5.17	-5.17
365 - 15 AMP FUSE	0.00	1.000	-1.000	1.7600	1.76	-1.76
367 - 20 AMP FUSE	0.00	1.000	-1.000	2.0111	2.01	-2.01
373 - 40 AMP FUSE	0.00	1.000	-1.000	2.2296	2.23	-2.23
377 - 65 AMP FUSE	0.00	2.000	-2.000	2.8300	5.66	-5.66
407 - 8" GROUND RODS	0.00	1.000	-1.000	11.4315	11.43	-11.43
419 - GROUND CLAMPS	0.00	1.000	-1.000	2.4500	2.45	-2.45
424 - 2" X 1 1/16" STAPLES	0.00	5.000	-5.000	0.1222	0.61	-0.61
Total For GL Account 1 593:	0.00	158.000	-158.000	0.00	1,195.68	-1,195.68
Total For Construction, Work Order: 201804	0.00	158.000	-158.000	0.00	1,195.68	-1,195.68

Page 13 of 29
 pscghjr



WESCO DISTRIBUTION* 200 Perimeter Rd Manchester NH 03103

ORIGINAL

Table with columns: CUSTOMER NUMBER, INVOICE DATE, PACKING SLIP NO., INVOICE NUMBER, BRANCH CODE, CUSTOMER ORDER NUMBER, PAGE

REMIT TO: WESCO RECEIVABLES CORP. LOCKBOX #771751 1751 SOLUTIONS CENTER DR CHICAGO IL 60677-1007

SOLD TO: 5614 1 MB 0.424 E0289 10613 D3424202207 S2 P5174003 0002:0002



SHIP TO: PASCOAG FIRE DIST 253 PASCOAG MAIN ST PASCOAG, RI 028593402



PASCOAG FIRE DISTRICT PO BOX 107 PASCOAG RI 02859-0107

Summary table with columns: PROJECT NAME, SHIPPING DATE & ROUTING, FOB, SHIPPING TERMS, NO. OF INVOICES, B/L, INV. REQ., RETURN MATERIAL WILL NOT BE ACCEPTED WITHOUT AUTHORIZATION

Main invoice table with columns: LINE NO., CATALOG NUMBER AND DESCRIPTION, I.D. NUMBER, QUANTITY SHIPPED, BALANCE DUE, UNIT PRICE, U/M, DISCOUNT (TRADE, CASH), EXTENSION

Received: MAR 16 2018
Approved: [Signature]
GL Account: 593
Vendor #: 127
Invoice #: 515843

For STORM 201804

TERMS YOU MAY DEDUCT IF PAID WITHIN 10 DAYS - NET 30 DAYS > 0.00 TOTAL > 975.00
PAST DUE ACCOUNTS SUBJECT TO CHARGE OF 1.5% OR MAXIMUM PERMITTED BY LAW

UNLESS THERE ARE DIFFERENT OR ADDITIONAL TERMS AND CONDITIONS CONTAINED IN A MASTER AGREEMENT THAT MODIFY WESCO'S STANDARD TERMS, BUYER AGREES THAT THE ACKNOWLEDGEMENT AND ACCEPTANCE OF THIS INVOICE WILL BE GOVERNED BY WESCO'S TERMS AND CONDITIONS AVAILABLE AT HTTP://WWW.WESCO.COM/TERMS AND CONDITIONS OF SALE.PDF. AS SUCH TERMS MAY BE UPDATED FROM TIME TO TIME, WHICH ARE INCORPORATED HEREIN BY REFERENCE AND MADE PART HEREOF. PLEASE CONTACT THE SELLER IDENTIFIED ON THIS INVOICE IF YOU REQUIRE A PRINTED COPY.

HASTINGS

FIBER GLASS PRODUCTS INC.

770 COOK ROAD, PO BOX 218
HASTINGS, MI 49058-0218

PHONE: 269-945-9541 FAX: 269-945-4623
email: hastings@hfgp.com
webpage: www.hfgp.com

Invoice 535583-1 Page 1

Customer Order	Sales Order	Invoice Date	Ship Date
PUD031418-1	535583	03-15-18	03-15-18

Bill To: 3469
PASCOAG UTILITY
PO BOX 107
PASCOAG, RI 02859

Ship To: 3469
PASCOAG UTILITY DISTRICT
ATTN C PICCARDI 401-568-6222
253 PASCOAG MAIN STREET
PASCOAG, RI 02859

Sales Rep: 49 SHAMROCK POWER SALES

Freight Terms: PREPAID & ADD

Ln No	Item/Part Number	Sell UM	Order Qty	Price UM	Shipped Qty	Unit Price	Extended Price
-------	------------------	---------	-----------	----------	-------------	------------	----------------

1	HV-235 POLE, HV-TELESCOPIC, 35'	EA	1	EA	1	406.00	406.00
---	---------------------------------	----	---	----	---	--------	--------

Additional Charges							
FREIGHT CHARGES							33.20

Sales Taxes							
NONE							0.00

Payment Terms NET 30 DAYS

UPS Tracking 1Z459 : 800-377-4877 www.ups.com
 FEDEX Tracking 0490 : 800-762-3725 www.fedex.com
 TRACKING NUMBER SHIPMENT DATE
 427421409211 03-15-18

MAR 20 2018	
Received:	_____
Approved:	<i>[Signature]</i>
GL Account:	201804 593
Vendor #:	748
Invoice #:	535583-1

If Paid
04-14-18 439.20

Due
04-14-18 \$439.20

FLEET MANAGEMENT
WORK ORDER DETAIL

For Period MAR 2018 To MAR 2018

Work Order	GL Div	GL Account	GL Dept	Fleet Asset	GL Account Description	Fleet Asset Description	GL Actv	Miles/Hrs	Meter Type	Amount
201804	1	0593.0	0		Maintenance of Overhead Line Expense		0			
				T 11	International Durastar 4400 Bucket Truck			33.00		660.00
				T 12	2003 Freightliner FL70 Digger			4.00		80.00
				T 3	2015 Ford Explorer			2.00	Miles	10.00
				T 4	2014 Freightliner			34.00		680.00
				T 5	2000 International 4900 Bucket Truck			38.00		760.00
				T 7	International 4300 Bucket Truck			22.00		440.00
Total For:	1	0593.0	0					<u>133.00</u>		<u>2,630.00</u>

Transportation

FLEET MANAGEMENT
WORK ORDER DETAIL

For Period MAR 2018 To MAR 2018

Work Order GL Account/Activity Totals

GL Div	GL Account	GL Account Description	GL Dept	GL Actv	Amount
1	0593.0	Maintenance of Overhead Line Expense	0	0	2,630.00

Page 17 of 29
pscghjr

- ▶ Accounts Payable
- ▶ Asset Management
- ▶ Bank Reconciliation
- ▶ Budget
- ▶ Fleet Management
- ▶ General Ledger
- ▶ Installment Loan
- ▶ Material Inventory
- ▶ Miscellaneous Receivable
- ▶ Payroll/Labor
- ▶ Purchase Order
- ▶ Work Order
 - ▶ Assembly Unit
 - ▶ Entry
 - ▶ Loan
 - ▶ History Inquiry
- ▶ Administration
- ▶ Reports/Processes
- ▶ Common

Work Order: 201804
 Period: 04 - Apr 2013 To: 04 - Apr 2013
 Revision: 1
 Module: All
 Charge Code: - All

Summarize By: Charge Code, Account

Set Aside

Transaction: 201804 - Snow Storm- 3-7-18

Description	Amount	Period	Work Order	Module	Charge Co...	GL Account	GL Division	Revision	Transaction Type	GL Department	GL Reference
Snow Storm- 3-7-18	378.48	Mar 2018	201804	Account...	5-OVERHEADS	930.210	1-ELECTRIC	0	0 - Unassigned Activity	0 - Unassigned Department	003 Forsturn...
Snow Storm- 3-7-18	310.00	Mar 2018	201804	Account...	5-OVERHEADS	930.210	1-ELECTRIC	0	0 - Unassigned Activity	0 - Unassigned Department	bb replacement
Snow Storm- 3-7-18	98.32	Mar 2018	201804	Account...	5-OVERHEADS	930.210	1-ELECTRIC	0	0 - Unassigned Activity	0 - Unassigned Department	series food for st...

\$ 12,88.36

Overheads

1,288.36

- Find:
- Accounts Payable
- Vendor
- Entry
- History Inquiry
- Invoice
- Payment
- Vendor Balance
- Administration
- Reports/Processes
- Asset Management
- Bank Reconciliation
- Budget
- Fleet Management
- General Ledger
- Installment Loan
- Material Inventory
- Miscellaneous Receivable
- Payroll/Labor
- Purchase Order
- Work Order
- Common

Search Type: Expense

Invoice: 340 - AMERICAN EXPRESS

Vendor: 340 AMERICAN EXPRESS

Invoice: YABCEZ01E
 Date: 03/23/2018
 Transaction Type: Invoice
 Invoice Total: 3,019.96
 Status: Paid
 Last Pymt Date: 04/09/2018
 Check/Tran: 1844
 Purchase Order: 2018002814
 GL Post Date: 03/23/2018
 Retrieve (0)

Search Advanced Search

Navigation My Favorites

Alerts

Invoice PO Lines

GL Div	GL ACCT	Debit Amt	Credit Amt	GL Reference
1	253.020	94.82	0.00	816 vat supplies
1	930.200	193.00	0.00	tyndale uniforms
1	930.210	379.48	0.00	food for storm, panera
2	2932.010	95.00	0.00	scada class- mike lima
1	926.030	1,897.84	0.00	APPA bags, flights, hotels
1	392.000	78.78	0.00	oil truck parts
1	592.000	123.74	0.00	waterproof trunk for metering eq...
1	232.000	0.00	3,019.96	march 2018 amex wire
1	921.000	167.30	0.00	otterbox, postage machine switch...

see Receipts +
Amex

Handwritten signature

7.52 +
 83.72 +
 13.70 +
 3.76 +
 2.32 +
 268.46 +
 379.48 +

Descriptions

GL Division: ELECTRIC
 GL Account: Demand Side Management

General Tasks (2)

Attachments

Detail Continued

02/28/18	AMERICAN AIRLINES 45107440 AMERICAN AIRLINES From: WASHINGTON NATIONA To: PROVIDENCE Ticket Number: 0012175565720 Passenger Name: KIRKWOOD/MICHAEL Document Type: PASSENGER TICKET	800-433-7300	TX	
02/28/18	AMERICAN AIRLINES 09101105 AMERICAN AIRLINES Ticket Number: 0010277724212 Passenger Name: PALMISCIANO/ALBERT Document Type: EXCESS BAGGAGE	WASHINGTON NATL	DC	\$25.00
02/28/18	PROVIDENCE AIRPORT 3122742000	WARWICK	RI	\$74.00
03/01/18	THE MAYFLOWER HOTEL AUTOGRAPH CO Arrival Date 02/26/18 Departure Date 02/28/18 00000000	WASHINGTON	DC	\$767.58
03/01/18	THE MAYFLOWER HOTEL AUTOGRAPH CO Arrival Date 02/26/18 Departure Date 02/28/18 00000000	WASHINGTON	DC	\$704.88



WILLIAM J GUERTIN
Card Ending 9-61109

				Amount
02/21/18	AMAZON MKTPLACE PMTS BOOK STORES	AMZN.COM/BILL	WA	\$21.99
02/21/18	AMAZON MKTPLACE PMTS BOOK STORES	AMZN.COM/BILL	WA	\$26.99
02/23/18	AMAZON MKTPLACE PMTS BOOK STORES	AMZN.COM/BILL	WA	\$29.80
03/06/18	TYNDALE COMPANY INC 43684555551505 (215)766-5660	PIPERSVILLE	PA	\$193.00



DESARAE DOLAN
Card Ending 9-62131

				Amount
02/13/18	CVS/PHARMACY 8007467287 <i>SFE Field Trip Supplies</i>	PASCOAG	RI	\$38.17
02/23/18	STAPLES 3 00003000309403 02904 <i>5 Port Switch + Cable Postage Machine</i>	PROVIDENCE	RI	\$56.69
02/28/18	AMAZON.COM MERCHANDISE <i>Waterproof Trunk - Per Bill</i>	AMZN.COM/BILL	WA	\$123.74
03/06/18	AMAZON MKTPLACE PMTS BOOK STORES <i>Under counter light - Cat's office</i>	AMZN.COM/BILL	WA	\$39.99
03/07/18	PAYPAL *ASRWWA 402-935-7733 <i>SCADA Class Mike Lima</i>	4029357733	CT	\$95.00
03/08/18	DUNKIN #338942 Q35 3389 401-272-9773 <i>Coffee office - Snow Storm Outage</i>	PASCOAG	RI	\$7.52
03/08/18	PANERA BREAD 6200950 02917 <i>Snowstorm Outages - lunch for crew</i>	SMITHFIELD	RI	\$268.46
03/14/18	AMAZON MKTPLACE PMTS BOOK STORES <i>Keyboard & Mat for Tori</i>	AMZN.COM/BILL	WA	\$64.63



HARLE ROUND
Card Ending 9-61141

				Amount
03/09/18	SUGARBUSH MISC 0381 802-583-6300	WARREN	VT	\$201.39

Continued

CHRISTOPHER PICCARDI
 Card Ending 9-61158

					Amount
03/02/18	GEORGES PIZZA 650000004319359 4015688877	PASCOAG	RI		\$83.72
03/08/18	DUNKIN #338942 Q35 3389 401-272-9773	PASCOAG	RI		\$13.70
03/08/18	DUNKIN #338942 Q35 3389 401-272-9773	PASCOAG	RI		\$3.76
03/08/18	DUNKIN #338942 Q35 3389 401-272-9773	PASCOAG	RI		\$2.32



MORGAN E WILLIAMS
 Card Ending 9-61166

					Amount
02/13/18	BJ'S WHOLESALE CLUB 8002572582	JOHNSTON	RI		\$56.65
02/23/18	OTTERBOX/LIFEPROOF 2018000424564 80521	FORT COLLINS	CO		\$5.99
03/05/18	DUNKIN #338942 Q35 3389 401-272-9773	PASCOAG	RI		\$17.99

Fees

					Amount
Total Fees for this Period					\$0.00

Interest Charged

					Amount
Total Interest Charged for this Period					\$0.00

About Trailing Interest

You may see interest on your next statement even if you pay the new balance in full and on time and make no new charges. This is called "trailing interest." Trailing interest is the interest charged when, for example, you didn't pay your previous balance in full. When that happens we charge interest from the first day of the billing period until we receive your payment in full. You can avoid paying interest on purchases by paying your balance in full and on time each month. Please see the "When we charge interest" sub-section in your Cardmember Agreement for details.

2018 Fees and Interest Totals Year-to-Date

		Amount
Total Fees in 2018		\$0.00
Total Interest in 2018		\$0.00

*Missing 3
 Dunkin from
 2/7-3/8
 Storm*


004007 3/6

PASCOAG UTILITY DISTRICT

2018 EXPENSE REPORT

Submitted: 03/05/18

DATE	PAYEE	DESCRIPTION	TRANS/ MILEAGE (.54.5 PER MILE)	LODGING	MEALS	OTHER	PAYMENT			
							CASH OR CHECK	AM EX	TOTAL	
3/5/18	Chris Piccardi	Dinner for Line Crew (Storm) (PASCOAG AMERICAN EXPRESS 593-201802)			78.72		X		\$ 78.72	
TOTALS							\$0.00	\$0.00	\$78.72	\$78.72
							LESS AM. EX.			-78.72
							SUBTOTAL			0.00
							LESS ADVANCE			0.00
							DUE EMPLOYEE			\$0.00
							DUE EMPLOYER			0.00


 Signature

3-5-2018
 Date

GEORGES PIZZA
60 PASCOAG MAIN ST
PASCOAG RI 02859
401-568-8877

Terminal ID: ****898 ***4
3/2/18 7:47 PM
AMERICAN EXPRESS - SWIPE
ACCT #: *****1158
CREDIT SALE
UID: 806133219768 REF #: 3184
BATCH #: 265 AUTH #: 572894
AMOUNT \$78.72

TIP \$ 5 -
TOTAL \$ 83.72

APPROVED
CUSTOMER COPY

DINNER FROM STORM ON 3/2/18

$$\$78.72 + \$5.00 = \$83.72$$

CARD USED AMERICAN EXPRESS.

ACCOUNT # FOR STORM

593-201802


Desarae Dolan

From: Panera Bread <no-reply@panerabread.com>
Sent: Thursday, March 8, 2018 10:57 AM
To: Desarae Dolan
Subject: Your Panera Order - 6200950



☐-

Thanks for your order!




Name: Desarae Dolan
Phone Number: 4012557741

Order number:
6200950

Email Address: ddolan@pud-ri.org
Account Primary: 4012557741

Time Ready:
01:00 PM - 01:15 PM



Delivery Number:
2038576200950

Order Type: Pickup
Cafe Address: 180 Smithfield Crossing
Smithfield, RI 02917
401-233-7633
Date: 03/08/2018

Order Placed:
03/08/2018 10:57 AM

Time Ready: 01:00 PM - 01:15 PM
No. of People: 20

If you need any assistance with your order.

Phone Number:
401-233-7633

Special Instructions: If there's a way to have this ready closer to 12 we'd greatly appreciate it. We have linemen out in the field trying to restore power. please put dressing on side of salad. Thanks



Roasted Turkey, Apple & Cheddar Sandwich \$ 11.99
Boxed Lunch

with Chips
with Chocolate Chipper Cookie

5 Sierra Turkey Sandwich Boxed Lunch \$ 49.95

with Chips
with Chocolate Chipper Cookie

5 Steak & Arugula Boxed Lunch \$ 59.95

with Chips
with Chocolate Chipper Cookie

Roasted Turkey & Avocado BLT Boxed Lunch \$ 11.99

with Chips
with Chocolate Chipper Cookie

Green Goddess Chicken Cobb Salad Boxed Lunch \$ 11.99

with French Baguette
with Chocolate Chipper Cookie

5 Bacon Turkey Bravo® Boxed Lunch \$ 54.95

with Chips
with Chocolate Chipper Cookie

2 Tuna Salad Boxed Lunch \$ 19.98

with Chips
with Chocolate Chipper Cookie

Included in your order: Napkins, utensils, plates and/or bowls, etc. for 20 people.

Subtotal \$ 220.80
Tax \$ 17.66
Tip \$ 30.00

Total \$ 268.46

Feel free to tip your bakery-cafe team for excellent service.
Never expected. Always appreciated.

Type	Amnt.	Balance
AMEX 2131	\$ 268.46	



:
Desarae Dolan :
401-255-7741
:
ddolan@pud-ri.org

ORDER_NUMBER:

6200950

EXPECTED CATER_PICKUP

TIME:

3/8/2018

01:00 PM - 01:15 PM

ORDER_PLACED_TIME:

3/8/2018 10:57 AM EST

IF_NEED_ASSISTANCE

Smithfield

203857

180 Smithfield Crossing

Smithfield, RI

☎ 401-233-7633

ORDER_TYPE_LABEL:

CATER_PICKUP

DATE:

3/8/2018 Thursday

EXPECTED CATER_PICKUP TIME:

01:00 PM - 01:15 PM

SPECIAL_INSTRUCTIONS:

If there's a way to have this ready closer to 12 we'd greatly appreciate it. We have linemen out in the field trying to restore power. please put dressing on side of salad. Thanks

CATER_PICKUP Address:

180 Smithfield Crossing

Smithfield, RI 02917

CAFE_PHONE_NUMBER:

☎ 401-233-7633

NUMBER_OF_PEOPLE:

20

QUANTITY_ABBREV	DESCRIPTION	UNIT	AMOUNT
✓ 1	Roasted Turkey, Apple & Cheddar Sandwich Boxed Lunch (1) Chips (1) Chocolate Chipper Cookie	\$11.99	\$11.99
✓ 5	Sierra Turkey Sandwich Boxed Lunch (1) Chips (1) Chocolate Chipper Cookie	\$9.99	\$49.95
✓ 5	Steak & Arugula Boxed Lunch (1) Chips (1) Chocolate Chipper Cookie	\$11.99	\$59.95
✓ 1	Roasted Turkey & Avocado BLT Boxed Lunch (1) Chips (1) Chocolate Chipper Cookie	\$11.99	\$11.99
✓ 1	Green Goddess Chicken Cobb Salad Boxed Lunch (1) French Baguette (1) Chocolate Chipper Cookie	\$11.99	\$11.99
5	Bacon Turkey Bravo® Boxed Lunch (1) Chips (1) Chocolate Chipper Cookie	\$10.99	\$54.95

INCLUDED_IN_ORDER_PEOPLE

QUANTITY_ABBREV	DESCRIPTION	UNIT	AMOUNT
2	Tuna Salad Boxed Lunch		\$19.98
	(1) Chips		
	(1) Chocolate Chipper Cookie		

INCLUDED_IN_ORDER_PEOPLE

SUBTOTAL: \$220.80
TAX: \$17.66
TIP: \$30.00
TOTAL: **\$268.46**
PRICE_PER_PERSON: \$13.42

TIP: _____

TOTAL: _____

SIGNATURE: _____

YOUR_DELIVERY_FEE_COVERS

Desarae Dolan	AMEX	XXXX-XXXX-XXXX-2131	\$268.46
---------------	------	---------------------	-----------------

HALL'S SAFETY EQUIPMENT CORP.

PHONES: (724) 458-7410 OR 458-7202 FAX: (724) 458-0592
 139 GASPER RD. GROVE CITY, PA 16127 www.hallssafety.com

INVOICE NUMBER 0318-0343

PLEASE SHOW THIS NUMBER ON YOUR REMITTANCE

PAY TYPE IN

SHIPPING DATE 03/15/18

TO: PASCOAG UTIL DISTRICT (M)
 253 PASCOAG MAIN ST
 PO BOX 107
 PASCOAG RI 02859

TO: PASCOAG UTIL DISTRICT (M)
 253 PASCOAG MAIN ST
 PO BOX 107
 PASCOAG RI 02859

PURCHASE ORDER NO. CHRIS

SHIPPED VIA UPS COM

PURCHASE ORDER NO. CHRIS

SHIPPED VIA UPS COM

TERMS: 1% TEN DAYS, NET THIRTY DAYS

CUSTOMER NUMBER 100067

CUSTOMER NUMBER 100067

QTY. ORDERED	QTY. SHIPPED	BACK ORDERED	DESCRIPTION AND SIZE	UNIT PRICE	NET AMOUNT
1	1	0	217AJ 2X FR CLASS 3 FLO-YEL JACKET 19 C	153.85	153.85
2	2	0	217AJ XL FR CLASS 3 FLO-YEL JACKET 19 C	153.85	307.70
1	1	0	217BTF 2X FR CLASS 3 FLO-YEL BIBS 19 CAL	116.15	116.15
2	2	0	217BTF XL FR CLASS 3 FLO-YEL BIBS 19 CAL	116.15	232.30
ITEM TOTAL					810.00
TOTAL AMOUNT					810.00

Received: MAR 19 2018

Approved: [Signature]

GL Account: 201804

Vendor #: 150

Invoice #: 0318-0343

Damaged during storm

ORDER NO. CHRIS

PAY TYPE IN
 INVOICE NO. 0318-0343

FINANCE CHARGE ON PAST DUE ACCOUNTS WILL BE EITHER **1 1/2% PER MONTH** OR THE HIGHEST RATE PERMITTED BY STATE LAW

Goods and / or services covered by this invoice guaranteed to comply with all requirements of all Applicable Wage and Hour Laws. All orders accepted subject to fires, accidents, and other events beyond our control. Claims for allowance of errors must be made within 5 days of receipt of goods and you must keep the shipping carton.

ORIGINAL

Freedom
Charge

GL 930.21

WO # 201804-Snow
Stor
3-7-18

Serio's Pizzarama
405 Church St
Pascoag, RI 02859
ph (401) 568-7187

Thank you for visiting

TABLE: POWER PLANT - 7 Guests
Your server was Wendy
3/8/2018 10:52:47 AM - ID #: 0231855

ITEM	QTY	PRICE
2 EGGS MEAT TOAST	1	\$6.95
WESTERN OMELETTE W/ PE (2@)	1	\$15.00
Blue Berry Pancakes	1	\$6.50
Bacon	1	\$3.50
Coffee	1	\$2.00
2 Egg, Toast, HF, Meat & (2@)	1	\$17.90
Juice: Lg (4@)	1	\$9.00
2 Egg, Toast, HF & Coffe	1	\$6.95
Bacon Omelet	1	\$7.50
- ADD Sausage		\$1.00
- White Toasted		
- American		

Subtotal \$76.30
Total Taxes \$6.10
Grand Total \$82.40

Credit Purchase Name :DOLAN/DESARAE A
CC Type :VISA
CC Num :XXXX XXXX XXXX 6533
Approval :908025
Server :Wendy
Ticket Name :POWER PLANT

Payment Amount: \$82.40
Tip: 16.48
Total: \$98.88

x
TSYS
I agree to pay the amount shown above.

Come back soon!

PH: 468
11088
0231855

Serio's Pizzarama
405 Church St
Pascoag, RI 02859
ph (401) 568-7187

Guest Check
Thank you for visiting

TABLE: POWER PLANT - 7 Guests
Your server was Wendy
3/8/2018 10:40:29 AM - ID #: 0231855

ITEM	QTY	PRICE
2 EGGS MEAT TOAST	1	\$6.95
WESTERN OMELETTE W/ PE (2@)	1	\$15.00
Blue Berry Pancakes	1	\$6.50
Bacon	1	\$3.50
Coffee	1	\$2.00
2 Egg, Toast, HF, Meat & (2@)	1	\$17.90
Juice: Lg (4@)	1	\$9.00
2 Egg, Toast, HF & Coffe	1	\$6.95
Bacon Omelet	1	\$7.50
- ADD Sausage		\$1.00
- White Toasted		
- American		

Subtotal \$70.00
Total Taxes \$6.10

Grand Total \$82.40
Amount Due: \$82.40

Come back soon!
Guest Check \$2.40