

STATE OF RHODE ISLAND PUBLIC UTILITIES COMMISSION

DOCKET NO. 4255

Response of United Water Rhode Island, Inc.

To The Division of Public Utilities And Carriers'

Data Requests

Set 2

Div. 2-1: Please provide a copy of Mr. Michaelson's Exhibits in Excel format with all formulas and links intact.

RESPONSE: Please find attached 3 files; DIV 2-1 Attachment A containing Rate Base Schedules 1, 2, 6, 7, 8 (A and B) and 9, DIV 2-1 Attachment B containing Rate Base Schedules 3 and 4 and DIV 2-1 Attachment C containing Rate Base Schedule 5 (A, B & C).

Please note that each file contains separate work papers which support the various schedules. The tabs colored red in the three attached Excel files correspond to the Schedules that were filed.

Prepared by: Michaelson

STATE OF RHODE ISLAND PUBLIC UTILITIES COMMISSION

DOCKET NO. 4255

Response of United Water Rhode Island, Inc.

To The Division of Public Utilities And Carriers'

Data Requests

Set 2

Div. 2-2: Please provide a comparison of budgeted and actual plant additions (or capital expenditures) in each year from 2006 through 2010.

RESPONSE: Please see the table below for budgeted and actual plant additions in each year from 2006 - 2010

	2006	2007	2008	2009	2010
Budget	944,500	946,300	1,869,500	891,700	638,600
Actual	2,187,868	247,112	1,674,170	781,397	637,068

Prepared by: Michaelson

STATE OF RHODE ISLAND PUBLIC UTILITIES COMMISSION

DOCKET NO. 4255

Response of United Water Rhode Island, Inc.

To The Division of Public Utilities And Carriers'

Data Requests

Set 2

Div 2-3: Please provide the actual balances of each of the following for each month of 2011 and provide updates as additional monthly balances become available. Include a copy in Excel format.

- a. Plant in Service
- b. Accumulated Depreciation
- c. CIAC
- d. Deferred Income Tax
- e. Materials and Supplies

RESPONSE: Please see DIV 2-3 Attachment

Prepared by: Michaelson

United Water Rhode Island
Division of Public Utilities and Carriers
DIV 2-3 Attachment
Docket #4255

Item	Jan-11	Feb-11	Mar-11	Apr-11	May-11	Jun-11
Plant in Service	20,379,349	20,393,593	20,406,276	20,423,400	20,356,397	20,477,301
Accumulated Depreciation	(5,782,563)	(5,818,687)	(5,854,826)	(5,890,992)	(5,819,466)	(5,852,900)
CIAC	(3,074,583)	(3,074,583)	(3,074,583)	(3,074,583)	(3,074,583)	(3,074,583)
Deferred Income Tax	(1,490,508)	(1,490,508)	(1,506,764)	(1,490,508)	(1,520,956)	(1,524,194)
Materials and Supplies	77,218	92,724	87,121	84,078	83,025	75,377

STATE OF RHODE ISLAND PUBLIC UTILITIES COMMISSION

DOCKET NO. 4255

Response of United Water Rhode Island, Inc.

To The Division of Public Utilities And Carriers'

Data Requests

Set 2

Div. 2-4: Please update Mr. Michaelson's Exhibit 3, Schedule 3 to show actual experience through the most recent data available and provide updates as additional data becomes available.

RESPONSE: Please see Schedule DIV 2-4 Attachment showing activity from January 2011 through June 2011.

Prepared by: Michaelson

Plant Account	Account Description	Depr Rate	Plant In Service 12/31/10	Accum Deprec 12/31/10	Jan - Jun 2011				
					Additions	Retirements	Depreciation Expense	Accum Deprec Balance	PIS Balance
301	301-Intangible Plant-Organizat	0.00%	51,107	0	0	0	0	0	51,107
303	303-Intangible Plant-Miscellan	0.00%	231,444	0	0	0	0	0	231,444
310	310-Source Of Supply-Land And	0.00%	27,717	0	0	0	0	0	27,717
311	311-Source Of Supply-Stuctures	2.00%	105,260	9,497	0	0	1,053	10,549	105,260
314	314-Source Of Supply-Wells And	2.00%	442,871	151,263	0	0	4,429	155,692	442,871
316	316-Source Of Supply-Supply Ma	1.25%	47,627	12,957	0	0	298	13,254	47,627
317	317-Source Of Supply-Other Wat	0.00%	1,601	(192)	0	0	0	(192)	1,601
320	320-Pumping Plant-Land And Lan	0.00%	5,601	0	0	0	0	0	5,601
321	321-Pumping Plant-Stuctures An	2.00%	679,313	106,337	0	0	6,793	113,131	679,313
325	325-Pumping Plant-Electric Pum	4.00%	1,436,190	874,045	0	0	28,724	902,769	1,436,190
328	328-Pumping Plant-Other Pumpin	4.00%	113,127	39,328	0	0	2,263	41,590	113,127
331	331-Water Treat Plant-Stucture	2.00%	18,475	9,158	0	0	185	9,343	18,475
332	332-Water Treat Plant-Water Tr	5.00%	426,743	237,425	1,457	(2,000)	10,660	246,085	426,200
340	340-T&D Plant-Land And Land Ri	0.00%	1,862	0	0	0	0	0	1,862
341	341-T&D Plant-Stuctures And Im	3.00%	25,772	23,580	0	0	387	23,967	25,772
342	342-T&D Plant-Distr Reservoirs	1.33%	968,016	282,189	0	0	6,437	288,626	968,016
343	343-T&D Plant-Transmission And	1.25%	8,667,345	2,527,248	130,434	0	54,307	2,581,554	8,797,780
345	345-T&D Plant-Services	2.00%	2,766,762	855,257	32,439	0	27,721	882,979	2,799,202
346	346-T&D Plant-Meters	3.00%	2,312,297	698,291	34,876	0	34,986	733,277	2,347,174
348	348-T&D Plant-Hydrants	2.00%	799,118	327,350	1,291	0	7,965	335,315	800,409
390	390-General Plant-Stuctures An	5.00%	182,674	33,408	4,961	0	4,691	38,099	187,635
391	391-General Plant-Computer Har	10.00%	716,422	127,460	24,795	(106,866)	34,854	55,448	634,351
391A	391A-CIS	14.29%	0	0	0	0	0	0	0
394	394-General Plant-Tools, Shop	10.00%	53,874	51,025	0	0	2,694	53,719	53,874
396	396-General Plant-Power Operat	10.00%	15,685	1,699	0	0	784	2,484	15,685
397	397-General Plant-Communicatio	5.00%	167,009	9,143	12,323	0	4,353	13,496	179,332
398	398-General Plant-Miscellaneous	2.00%	79,677	7,319	0	0	797	8,116	79,677
	Accumulated Amortization of CIAC			(637,183)	0	0	(19,216)	(656,399)	0
			20,343,590	5,746,604	242,577	(108,866)	215,163	5,852,901	20,477,301

STATE OF RHODE ISLAND PUBLIC UTILITIES COMMISSION

DOCKET NO. 4255

Response of United Water Rhode Island, Inc.

To The Division of Public Utilities And Carriers'

Data Requests

Set 2

Div. 2-5: Please explain why Mr. Michaelson believes it is appropriate to include the amortization of tank painting and rate case expense in the calculation of cash working capital and to also include the unamortized balances in rate base.

RESPONSE: The Cash Working Capital amount included in Rate Base is an estimate utilizing a generally accepted method of 1/8 of O&M expenses and is not specific to types of expense included. The Company has additional Cash Working Capital needs that are not included in its figure, specifically Property and Income Taxes.

Prepared by: Michaelson

STATE OF RHODE ISLAND PUBLIC UTILITIES COMMISSION

DOCKET NO. 4255

Response of United Water Rhode Island, Inc.

To The Division of Public Utilities And Carriers'

Data Requests

Set 2

- Div. 2-6: Please state whether United has adopted the change in the method of tax accounting related to the deduction for repair costs provided for by the proposed IRS regulations issued in March 2008 and Revenue Procedure 2009-39.
- a. If not, please explain why not, and explain when it expects to adopt the change in method.
 - b. If yes, please identify the increase in the current deduction for the repair allowance that results for the test year.
 - c. Also, if yes, please identify the permissible catch-up deduction that results from the cumulative effect of expenditures that were capitalized in prior years but that are currently deductible under the new accounting method pursuant to Section 481(a) of the IRC allowing such catch-up deductions for accounting changes.

RESPONSE:

United has not filed for a change in accounting pursuant to Revenue Procedure 2009-39, specifically dealing with IRC §263(a) and the Repair Allowance Safe Harbor. At this time it is the belief of management that the company correctly deducts the appropriate repair expenditures and capitalizes the appropriate capital expenditures. Management does not intend to adopt this method change in the future.

Prepared by: Michaelson

STATE OF RHODE ISLAND PUBLIC UTILITIES COMMISSION

DOCKET NO. 4255

Response of United Water Rhode Island, Inc.

To The Division of Public Utilities And Carriers'

Data Requests

Set 2

Div. 2-7:

If United has not yet adopted the above-referenced change in the method of accounting for repair costs, please provide the Company's current estimates of:

- a. The increase in the current deduction for the repair allowance in the rate year.
- b. The permissible catch-up deduction for the accounting change allowed pursuant to Section 481(a) of the IRC.

RESPONSE:

Since United has not adopted the repair allowance methodology provided by Rev.Proc. 2009-39, there is no increase or decrease in the current repair allowance deduction. United has no estimates of any increase in deductions. United has no calculation for any Section 481(a) adjustment as a result of adopting the repair allowance method of accounting.

Prepared by:

Michaelson

STATE OF RHODE ISLAND PUBLIC UTILITIES COMMISSION

DOCKET NO. 4255

Response of United Water Rhode Island, Inc.

To The Division of Public Utilities And Carriers'

Data Requests

Set 2

Div. 2-8: Please explain whether the calculation of accumulated deferred income taxes (ADIT) takes into account the provision for federal bonus depreciation of 100 percent in 2011 and 50 percent in 2012. If not, please identify the effect of recognizing federal bonus depreciation on the projected average balance of ADIT in 2012. Include supporting workpapers. If yes, please provide a reference to the calculation and identify the effect.

RESPONSE:

United did not take into account bonus depreciation in its calculation of ADIT. If United would have taken Federal bonus depreciation of 100% in 2011 and 50% in 2012, the average accumulated deferred income taxes projected for 2012 would have increased by \$8,144 per month. Please see attached Schedule DIV 2-8 Attachment.

Note that each year after 2012, the average projected accumulated deferred income taxes would decrease due to the lower tax depreciation resulting from the accelerated bonus depreciation claimed.

Prepared by: Michaelson

	With Bonus Depreciation				Without Bonus Depreciation				Increase(Decrease) Due to Bonus			
	Tax Depreciation	Book Depreciation	Difference	Deferred Tax @ 35%	Tax Depreciation	Book Depreciation	Difference	Deferred Tax @ 35%	Tax Depreciation	Book Depreciation	Difference	Deferred Tax @ 35%
Jan-12	85,700	41,890	43,810	15,333	62,430	41,890	20,541	7,189	23,269	0	23,269	8,144
Feb-12	85,700	41,890	43,810	15,333	62,430	41,890	20,541	7,189	23,269	0	23,269	8,144
Mar-12	85,700	41,829	43,871	15,355	62,430	41,829	20,601	7,211	23,269	0	23,269	8,144
Apr-12	85,700	42,038	43,662	15,282	62,430	42,038	20,392	7,137	23,269	0	23,269	8,144
May-12	85,700	42,038	43,662	15,282	62,430	42,038	20,392	7,137	23,269	0	23,269	8,144
Jun-12	85,700	42,183	43,516	15,231	62,430	42,183	20,247	7,086	23,269	0	23,269	8,144
Jul-12	85,700	42,392	43,307	15,158	62,430	42,392	20,038	7,013	23,269	0	23,269	8,144
Aug-12	85,700	42,392	43,307	15,158	62,430	42,392	20,038	7,013	23,269	0	23,269	8,144
Sep-12	85,700	42,928	42,772	14,970	62,430	42,928	19,502	6,826	23,269	0	23,269	8,144
Oct-12	85,700	43,540	42,160	14,756	62,430	43,540	18,891	6,612	23,269	0	23,269	8,144
Nov-12	85,700	43,540	42,160	14,756	62,430	43,540	18,891	6,612	23,269	0	23,269	8,144
Dec-12	85,700	43,973	41,727	14,604	62,430	43,973	18,457	6,460	23,269	0	23,269	8,144
	1,028,396	510,632	517,764	181,218	749,163	510,632	238,531	83,486	279,233	0	279,233	97,732
Monthly Average	85,700	42,553	43,147	15,101	62,430	42,553	19,878	6,957	23,269	0	23,269	8,144

STATE OF RHODE ISLAND PUBLIC UTILITIES COMMISSION

DOCKET NO. 4255

Response of United Water Rhode Island, Inc.

To The Division of Public Utilities And Carriers'

Data Requests

Set 2

Div. 2-9: Please explain the basis for not beginning the amortization of tank painting costs that took place in 2008 until February of 2012. Include a copy of any Commission order allowing deferral of the costs or delay of their amortization.

RESPONSE: It is the Company's intention to match the amortization of the cost to the recovery of those costs from rate payers. Therefore, the Company is proposing in this filing that the costs associated with painting the tanks included on Exhibit 3, Schedule 6 be deferred and then amortized over a period of ten years beginning at the conclusion of this case.

Prepared by: Lippai

STATE OF RHODE ISLAND PUBLIC UTILITIES COMMISSION

DOCKET NO. 4255

Response of United Water Rhode Island, Inc.

To The Division of Public Utilities And Carriers'

Data Requests

Set 2

Div. 2-10: Please identify when in 2008 the painting of the Howland Aerator and Sherman tanks were completed.

RESPONSE: Please see below for the Painting Logs for each project

Howland

3-14-08 Took Howland clearwell/aerator out of service and drained for painting.

3-31-08 Tank painting completed, tank disinfected and filled.

4-01-08 Samples for VOCs and total coliform taken.

4-03-08 Sample results were ok, tank placed back in service.

Sherman

4-03-08 Drained Sherman Tank for painting.

4-17-08 Tank painting completed, tank disinfected and filled.

4-18-08 Samples for VOCs and total coliform taken.

4-20-08 Sample results were ok, tank placed back in service.

Prepared by: Knox

STATE OF RHODE ISLAND PUBLIC UTILITIES COMMISSION

DOCKET NO. 4255

Response of United Water Rhode Island, Inc.

To The Division of Public Utilities And Carriers'

Data Requests

Set 2

Div. 2-11: Please identify the tank painting amortization expense that was allowed in United's last rate case and the date[s] on which that amortization was completed.

RESPONSE: There was no tank painting amortization expense proposed by the Company in its last rate case.

Prepared by: Lippai

STATE OF RHODE ISLAND PUBLIC UTILITIES COMMISSION

DOCKET NO. 4255

Response of United Water Rhode Island, Inc.

To The Division of Public Utilities And Carriers'

Data Requests

Set 2

Div. 2-12: Please state whether United Water has sought cost recovery for the new Customer Information System (CIS) in any other regulatory jurisdictions. If yes, please identify the service life proposed by United Water and the service life approved by the regulatory agency.

RESPONSE: United Water has sought cost recovery for the new CIS in New Jersey and Pennsylvania. The service life proposed in each of those cases is seven years as it is in this case. Neither of those cases has been determined as of yet. United Water will be requesting a seven year amortization period in its upcoming rate filings as well.

Prepared by: Michaelson

STATE OF RHODE ISLAND PUBLIC UTILITIES COMMISSION

DOCKET NO. 4255

Response of United Water Rhode Island, Inc.

To The Division of Public Utilities And Carriers'

Data Requests

Set 2

Div. 2-13: Please explain the basis for selecting a seven-year service life for the CIS and provide any studies, analyses, surveys or other supporting documentation indicating the service life will be limited to seven years.

RESPONSE: The Company's internal information technology experts were consulted about the expected life of the investment in this system and the overall consensus was that it should be amortized over a seven year period. Additionally, the Company's depreciation consultant was asked for his estimate based upon his experience with these types of systems. His opinion was that it should be amortized over approximately eight years.

Prepared by: Michaelson

STATE OF RHODE ISLAND PUBLIC UTILITIES COMMISSION

DOCKET NO. 4255

Response of United Water Rhode Island, Inc.

To The Division of Public Utilities And Carriers'

Data Requests

Set 2

Div. 2-14: Please provide a copy of the Company's detailed capital budget for 2011 and 2012.

RESPONSE: Please see Schedule DIV 2-14 Attachment.

Prepared by: Michaelson

United Water Rhode Island
 Docket #4255

Capital Expenditure Plan 2011

CONSOLIDATED LIST OF PROJECTS

Project ID	Project Description	Priority	Year In Service	A&C = X	2011
Total Gross Expenditure					1,035.1
Advances & Contributions					(302.9)
Total Net Expenditure					732.2
C10E001	New Elevated Tank 1 MG, Tower Hill No. 2	31	2010		29.7
C11B500	Rep. Chemical Feeders	32	Annual		3.9
C11B510	Rep. Chemical Instrumentation	32	Annual		3.9
C11C510	Replace Well Pump & Motor	32	Annual		51.6
C11C520	SCADA Upgrade	60	Annual		13.0
C11C560	Well No. 1-6 Suction/Discharge Valving	32	Annual		13.0
C11D001	New Fire Hydrants	1	Annual		13.0
C11D002	New Short Mains & Valves	33	Annual		26.1
C11D100	New Mains, Company Funded	2	Annual		14.6
C11D300	Extensions, Current Year Projects	2	Annual		238.2
C11D300	Extensions, Current Year Projects, A&C	2	Annual	X	(217.6)
C11D501	Replacement Fire Hydrants	32	Annual		25.8
C11D502	Replacement Short Mains & Valves	32	Annual		77.4
C11D601	Boston Neck Rd, 2500' 12" Transmission	32	2011		64.5
C11E002	New Elevated Tank .5 MG @ Boston Neck	31	2011		-
C11F001	New Domestic Services (Company Only)	1	Annual		85.3
C11F001	New Domestic Services Advances/Contributions	1	Annual	X	(85.3)
C11F501	Replacement Domestic Services	32	Annual		45.2
C11G001	New Customer Meters	1	Annual		23.2
C11G002	RF Program	1	Annual		58.6
C11G501	Replacement Customer Meters	32	Annual		174.2
C11J001	GPS Equipment & Training	50	2011		15.5
C11K100	New & Rep. Tools & Work Equipment	60	Annual		6.6
C11K200	Safety/Security Improvements	12	Annual		13.0
C11K300	Repl Office Equipment	99	Annual		6.6
C11M001	Misc Studies & Hydraulic Modeling	13	Annual		32.3

United Water Rhode Island
Docket #4255

United Water Rhode Island 2012 Capital Budget

CONSOLIDATED LIST OF PROJECTS

Project ID	Project Description	Priority	Year In Service	A&C = X	2012
Total Gross Expenditure					3,108.9
Advances & Contributions					(255.9)
Total Net Expenditure					2,852.9
C12B500	Rep. Chemical Feeders	32	Annual		3.3
C12B510	Rep. Chemical Instrumentation	33	Annual		3.3
C12C510	Replace Well Pump & Motor	33	Annual		54.9
C12C520	SCADA Upgrade	60	Annual		11.1
C12C560	Well No. 1-7 Suction/Discharge Valving	33	Annual		11.1
C12D001	New Fire Hydrants	1	Annual		11.1
C12D002	New Short Mains & Valves	33	Annual		22.2
C12D100	New Mains, Company Funded	33	Annual		12.4
CyyD300	Extensions, Current Year Projects	2	Annual		202.6
CyyD300	Extensions, Current Year Projects, A&C	2	Annual	X	(185.2)
C12D501	Replacement Fire Hydrants	32	Annual		22.0
C12D502	Replacement Short Mains & Valves	32	Annual		93.4
C11D601	Boston Neck Rd, 2500' 12" Transmission	32	2012		494.3
C12D601	Rodman Road WM Repl	32	2013		27.5
C13D601	Kenyon Ave/Christopher Street WM Repl	32	2014		-
C14D601	Webster Ave. - Fire Flow Improvement	32	2015		-
C15D601	North Cliff Dr. - Fire Flow Improvement	32	2016		-
C16D601	Robinson Street WM Replacement	32	2017		-
C10E001	New Elevated Tank 1 MG, Tower Hill No. 2	1	2013		1,647.5
C14E001	New Elevated Tank 1 MG, Sherman Tank	1	2016		-
C12F001	New Domestic Services (Company Only)	1	Annual		70.7
C12F001	New Domestic Services Advances/Contributions	1	Annual	X	(70.7)
C12F501	Replacement Domestic Services	32	Annual		71.4
C12G001	New Customer Meters	1	Annual		19.8
C12G002	RF Program	1	Annual		49.9
C12G501	Replacement Customer Meters	32	Annual		164.8
C12K100	New & Rep. Tools & Work Equipment	60	Annual		11.1
C12K200	Safety/Security Improvements	12	Annual		11.1
C12K300	Repl Office Equipment	99	Annual		11.1
C12M001	Misc Studies & Hyd Modeling	13	Annual		43.9
CTR	Cost To Remove		Annual		38.4

STATE OF RHODE ISLAND PUBLIC UTILITIES COMMISSION

DOCKET NO. 4255

Response of United Water Rhode Island, Inc.

To The Division of Public Utilities And Carriers'

Data Requests

Set 2

Div. 2-15: Please provide a copy of the most recent capital budget variance report.

RESPONSE: Please see Schedule DIV 2-15 Attachment. The Column labeled, "Budget Current Year" represents the 2011 calendar year budget. The Column labeled, "Expenditures Current Year to Date" represents actual expenditures through June, 2011.

Prepared by: Michaelson

Report ID: UWPC0165
Business Unit: 00061
As Of Date: 06/30/2011

United Water Rhode Island
Project Costing Reporting System
CAPITAL EXPENDITURE REPORT - Detail Project Listing

Page: 1 of 12
Report Date: 07/01/2011
Report Time: 10:18:00_AM

[illegible]

Report ID: UWPC0165
Business Unit: 00061
As Of Date: 06/30/2011

United Water Rhode Island
Project Costing Reporting System
CAPITAL EXPENDITURE REPORT - Detail Project Listing

Page: 2 of 12
Report Date: 07/01/2011
Report Time: 10:18:01_AM

Project	<- BUDGET ->		<----- CEA ----->		<----- EXPENDITURES ----->			<- CLOSE -->		
	Current Year	Previous Years	Current Year	Next Year	Approved Total	Previous Years	Current Year to Date	Total to Date	In Service Amount	
Project Group Sub-Total: C10E0	GRS	59,400	0	0	0	0	0	0	0	
	AFUDC	0	0	0	0	0	0	0	0	
	A&C	0	0	0	0	0	0	0	0	
	NET	59,400	0	0	0	0	0	0	0	
Project ID: C10F001_061	GRS	0	72,800	0	0	72,800	15,517	0	15,517	15,516
Descr: New Domestic Services	AFUDC	0	0	0	0	0	0	0	0	0
Status: Active	A&C	0	-72,800	0	0	-72,800	0	0	0	0
In Service Date: 15-APR-2010	NET	0	0	0	0	0	15,517	0	15,517	15,516
Time Status : Inactive										
AP Status : Inactive										
Project ID: C10F501_061	GRS	0	50,100	19,200	0	69,300	70,468	0	70,468	70,467
Descr: Repl Domestic Services	AFUDC	0	0	0	0	0	0	0	0	0
Status: Active	A&C	0	0	0	0	0	0	0	0	0
In Service Date: 15-JAN-2010	NET	0	50,100	19,200	0	69,300	70,468	0	70,468	70,467
Time Status : Inactive										
AP Status : Inactive										
Project Group Sub-Total: C10F5	GRS	0	122,900	19,200	0	142,100	85,985	0	85,985	85,983
	AFUDC	0	0	0	0	0	0	0	0	0
	A&C	0	-72,800	0	0	-72,800	0	0	0	0
	NET	0	50,100	19,200	0	69,300	85,985	0	85,985	85,983
Project ID: C10G001_061	GRS	0	16,700	0	0	16,700	11,420	73	11,493	11,491
Descr: New Customer Meters	AFUDC	0	0	0	0	0	0	0	0	0
Status: Active	A&C	0	0	0	0	0	0	0	0	0
In Service Date: 20-JUN-2010	NET	0	16,700	0	0	16,700	11,420	73	11,493	11,491
Time Status : Inactive										
AP Status : Inactive										
Project Group Sub-Total: C10G0	GRS	0	16,700	0	0	16,700	11,420	73	11,493	11,491
	AFUDC	0	0	0	0	0	0	0	0	0
	A&C	0	0	0	0	0	0	0	0	0
	NET	0	16,700	0	0	16,700	11,420	73	11,493	11,491

Report ID: UWPC0165
Business Unit: 00061
As Of Date: 06/30/2011

United Water Rhode Island
Project Costing Reporting System
CAPITAL EXPENDITURE REPORT - Detail Project Listing

Page: 3 of 12
Report Date: 07/01/2011
Report Time: 10:18:02_AM

[illegible]

Report ID: UWPC0165
Business Unit: 00061
As Of Date: 06/30/2011

United Water Rhode Island
Project Costing Reporting System
CAPITAL EXPENDITURE REPORT - Detail Project Listing

Page: 4 of 12
Report Date: 07/01/2011
Report Time: 10:18:03_AM

Project	<- BUDGET -> <----- CEA ----->					<----- EXPENDITURES ----->			<- CLOSE -->	
	Current Year	Previous Years	Current Year	Next Year	Approved Total	Previous Years	Current Year to Date	Total to Date	In Service Amount	
Project ID: C10J959_061	GRS	0	0	0	0	315,761	122,244	438,005		0
Descr: CIS IMPLEMENTATION	AFUDC	0	0	0	0	19,496	20,550	40,046		0
Status: Active	A&C	0	0	0	0	0	0	0		0
In Service Date: n/a	NET	0	0	0	0	296,265	101,694	397,959		0
Time Status : Inactive										
AP Status : Inactive										
Project Group Sub-Total: C10J9	GRS	0	0	0	0	331,886	142,769	474,655		14,954
	AFUDC	0	0	0	0	19,496	20,877	40,373		0
	A&C	0	0	0	0	0	0	0		0
	NET	0	0	0	0	312,390	121,892	434,282		14,954
Project ID: C10K111_061	GRS	0	53,045	0	53,045	35,599	12,241	47,840		47,297
Descr: BULK WATER METERING SYSTEM	AFUDC	0	0	0	0	0	0	0		0
Status: Active	A&C	0	0	0	0	0	0	0		0
In Service Date: 20-AUG-2010	NET	0	53,045	0	53,045	35,599	12,241	47,840		47,297
Time Status : Inactive										
AP Status : Inactive										
Project Group Sub-Total: C10K1	GRS	0	53,045	0	53,045	35,599	12,241	47,840		47,297
	AFUDC	0	0	0	0	0	0	0		0
	A&C	0	0	0	0	0	0	0		0
	NET	0	53,045	0	53,045	35,599	12,241	47,840		47,297
Project ID: C10M101_061	GRS	0	12,334	0	12,334	19,176	12,489	31,665		0
Descr: TANK PROJECT DEVELOPMENT	AFUDC	0	0	0	0	0	0	0		0
Status: Active	A&C	0	0	0	0	0	0	0		0
In Service Date: n/a	NET	0	12,334	0	12,334	19,176	12,489	31,665		0
Time Status : Active										
AP Status : Active										
Project Group Sub-Total: C10M1	GRS	0	12,334	0	12,334	19,176	12,489	31,665		0
	AFUDC	0	0	0	0	0	0	0		0
	A&C	0	0	0	0	0	0	0		0
	NET	0	12,334	0	12,334	19,176	12,489	31,665		0

Report ID: UWPC0165
Business Unit: 00061
As Of Date: 06/30/2011

United Water Rhode Island
Project Costing Reporting System
CAPITAL EXPENDITURE REPORT - Detail Project Listing

Page: 5 of 12
Report Date: 07/01/2011
Report Time: 10:18:03_AM

[illegible]

Report ID: UWPC0165
Business Unit: 00061
As Of Date: 06/30/2011

United Water Rhode Island
Project Costing Reporting System
CAPITAL EXPENDITURE REPORT - Detail Project Listing

Page: 6 of 12
Report Date: 07/01/2011
Report Time: 10:18:03_AM

Project		<- BUDGET -> <----- CEA ----->					<----- EXPENDITURES ----->			<- CLOSE -->	
		Current Year	Previous Years	Current Year	Next Year	Approved Total	Previous Years	Current Year to Date	Total to Date	In Service Amount	
Project ID: C11C520_061	GRS	13,000	0	0	0	0	0	0	0	0	0
Descr: SCADA Upgrade	AFUDC	0	0	0	0	0	0	0	0	0	0
Status: Active	A&C	0	0	0	0	0	0	0	0	0	0
In Service Date: n/a	NET	13,000	0	0	0	0	0	0	0	0	0
Time Status : Active											
AP Status : Active											
Project ID: C11C560_061	GRS	13,000	0	0	0	0	0	0	0	0	0
Descr: Well No 1-6 Suction/Discharge	AFUDC	0	0	0	0	0	0	0	0	0	0
Status: Active	A&C	0	0	0	0	0	0	0	0	0	0
In Service Date: n/a	NET	13,000	0	0	0	0	0	0	0	0	0
Time Status : Active											
AP Status : Active											
Project Group Sub-Total: C11C5	GRS	77,600	0	0	0	0	0	0	0	0	0
	AFUDC	0	0	0	0	0	0	0	0	0	0
	A&C	0	0	0	0	0	0	0	0	0	0
	NET	77,600	0	0	0	0	0	0	0	0	0
Project ID: C11D001_061	GRS	13,000	0	13,000	0	13,000	0	396	396	0	0
Descr: New Fire Hydrants	AFUDC	0	0	0	0	0	0	0	0	0	0
Status: Active	A&C	0	0	0	0	0	0	0	0	0	0
In Service Date: n/a	NET	13,000	0	13,000	0	13,000	0	396	396	0	0
Time Status : Active											
AP Status : Active											
Project ID: C11D002_061	GRS	26,100	0	26,100	0	26,100	0	620	620	0	0
Descr: New Short Mains & Valves	AFUDC	0	0	0	0	0	0	0	0	0	0
Status: Active	A&C	0	0	0	0	0	0	0	0	0	0
In Service Date: n/a	NET	26,100	0	26,100	0	26,100	0	620	620	0	0
Time Status : Active											
AP Status : Active											
Project Group Sub-Total: C11D0	GRS	39,100	0	39,100	0	39,100	0	1,016	1,016	0	0
	AFUDC	0	0	0	0	0	0	0	0	0	0
	A&C	0	0	0	0	0	0	0	0	0	0
	NET	39,100	0	39,100	0	39,100	0	1,016	1,016	0	0

Report ID: UWPC0165
Business Unit: 00061
As Of Date: 06/30/2011

United Water Rhode Island
Project Costing Reporting System
CAPITAL EXPENDITURE REPORT - Detail Project Listing

Page: 7 of 12
Report Date: 07/01/2011
Report Time: 10:18:04_AM

[illegible]

Report ID: UWPC0165
Business Unit: 00061
As Of Date: 06/30/2011

United Water Rhode Island
Project Costing Reporting System
CAPITAL EXPENDITURE REPORT - Detail Project Listing

Page: 8 of 12
Report Date: 07/01/2011
Report Time: 10:18:05_AM

Project	<- BUDGET -> <----- CEA ----->					<----- EXPENDITURES ----->			<- CLOSE -->	
	Current Year	Previous Years	Current Year	Next Year	Approved Total	Previous Years	Current Year to Date	Total to Date	In Service Amount	
Project Group Sub-Total: C11D5	GRS	103,200	0	103,200	0	103,200	5,985	54,732	60,717	47,065
	AFUDC	0	0	0	0	0	0	0	0	0
	A&C	0	0	0	0	0	0	0	0	0
	NET	103,200	0	103,200	0	103,200	5,985	54,732	60,717	47,065
Project ID: C11D601_061	GRS	64,500	0	0	0	0	0	0	0	0
Descr: Boston Neck Rd 2500 12 Trans	AFUDC	0	0	0	0	0	0	0	0	0
Status: Active	A&C	0	0	0	0	0	0	0	0	0
In Service Date: n/a	NET	64,500	0	0	0	0	0	0	0	0
Time Status : Active										
AP Status : Active										
Project ID: C11D602_061	GRS	0	0	112,211	0	112,211	0	97,846	97,846	87,857
Descr: NORTHUP ST WM REPLACEMENT	AFUDC	0	0	1,544	0	1,544	0	544	544	0
Status: Active	A&C	0	0	0	0	0	0	0	0	0
In Service Date: 15-JUN-2011	NET	0	0	110,667	0	110,667	0	97,302	97,302	87,857
Time Status : Active										
AP Status : Active										
Project Group Sub-Total: C11D6	GRS	64,500	0	112,211	0	112,211	0	97,846	97,846	87,857
	AFUDC	0	0	1,544	0	1,544	0	544	544	0
	A&C	0	0	0	0	0	0	0	0	0
	NET	64,500	0	110,667	0	110,667	0	97,302	97,302	87,857
Project ID: C11F001_061	GRS	85,300	0	85,300	0	85,300	0	7,152	7,152	6,376
Descr: New Domestic Services	AFUDC	0	0	0	0	0	0	0	0	0
Status: Active	A&C	-85,300	0	-85,300	0	-85,300	0	0	0	0
In Service Date: 15-APR-2011	NET	0	0	0	0	0	0	7,152	7,152	6,376
Time Status : Active										
AP Status : Active										
Project Group Sub-Total: C11F0	GRS	85,300	0	85,300	0	85,300	0	7,152	7,152	6,376
	AFUDC	0	0	0	0	0	0	0	0	0
	A&C	-85,300	0	-85,300	0	-85,300	0	0	0	0
	NET	0	0	0	0	0	0	7,152	7,152	6,376

Report ID: UWPC0165
Business Unit: 00061
As Of Date: 06/30/2011

United Water Rhode Island
Project Costing Reporting System
CAPITAL EXPENDITURE REPORT - Detail Project Listing

Page: 9 of 12
Report Date: 07/01/2011
Report Time: 10:18:05_AM

[illegible]

Report ID: UWPC0165
Business Unit: 00061
As Of Date: 06/30/2011

United Water Rhode Island
Project Costing Reporting System
CAPITAL EXPENDITURE REPORT - Detail Project Listing

Page: 10 of 12
Report Date: 07/01/2011
Report Time: 10:18:05_AM

[illegible]

Report ID: UWPC0165
Business Unit: 00061
As Of Date: 06/30/2011

United Water Rhode Island
Project Costing Reporting System
CAPITAL EXPENDITURE REPORT - Detail Project Listing

Page: 11 of 12
Report Date: 07/01/2011
Report Time: 10:18:05_AM

Project	<- BUDGET -> <----- CEA ----->					<----- EXPENDITURES ----->			<- CLOSE -->	
	Current Year	Previous Years	Current Year	Next Year	Approved Total	Previous Years	Current Year to Date	Total to Date	In Service Amount	
Project Group Sub-Total: C11K1	GRS	6,600	0	2,215	0	2,215	0	71	71	0
	AFUDC	0	0	0	0	0	0	0	0	0
	A&C	0	0	0	0	0	0	0	0	0
	NET	6,600	0	2,215	0	2,215	0	71	71	0
Project ID: C11K200_061	GRS	13,000	0	0	0	0	0	0	0	0
Descr: Safety/Security Improvements	AFUDC	0	0	0	0	0	0	0	0	0
Status: Active	A&C	0	0	0	0	0	0	0	0	0
In Service Date: n/a	NET	13,000	0	0	0	0	0	0	0	0
Time Status : Active										
AP Status : Active										
Project Group Sub-Total: C11K2	GRS	13,000	0	0	0	0	0	0	0	0
	AFUDC	0	0	0	0	0	0	0	0	0
	A&C	0	0	0	0	0	0	0	0	0
	NET	13,000	0	0	0	0	0	0	0	0
Project ID: C11K300_061	GRS	6,600	0	0	0	0	0	0	0	0
Descr: Repl Office Equipment	AFUDC	0	0	0	0	0	0	0	0	0
Status: Active	A&C	0	0	0	0	0	0	0	0	0
In Service Date: n/a	NET	6,600	0	0	0	0	0	0	0	0
Time Status : Active										
AP Status : Active										
Project ID: C11K301_061	GRS	0	0	2,320	0	2,320	0	2,613	2,613	2,613
Descr: NEW OFFICE EQUIPMENT	AFUDC	0	0	0	0	0	0	0	0	0
Status: Active	A&C	0	0	0	0	0	0	0	0	0
In Service Date: 15-APR-2011	NET	0	0	2,320	0	2,320	0	2,613	2,613	2,613
Time Status : Active										
AP Status : Active										
Project Group Sub-Total: C11K3	GRS	6,600	0	2,320	0	2,320	0	2,613	2,613	2,613
	AFUDC	0	0	0	0	0	0	0	0	0
	A&C	0	0	0	0	0	0	0	0	0
	NET	6,600	0	2,320	0	2,320	0	2,613	2,613	2,613

Report ID: UWPC0165
Business Unit: 00061
As Of Date: 06/30/2011

United Water Rhode Island
Project Costing Reporting System
CAPITAL EXPENDITURE REPORT - Detail Project Listing

Page: 12 of 12
Report Date: 07/01/2011
Report Time: 10:18:17_AM

Project		<- BUDGET -> <----- CEA ----->					<----- EXPENDITURES ----->			<- CLOSE -->	
		Current Year	Previous Years	Current Year	Next Year	Approved Total	Previous Years	Current Year to Date	Total to Date	In Service Amount	
Project ID: C11M001_061	GRS	32,300	0	0	0	0	0	0	0	0	0
Descr: Misc Studies & Hydraulic Model	AFUDC	0	0	0	0	0	0	0	0	0	0
Status: Active	A&C	0	0	0	0	0	0	0	0	0	0
In Service Date: n/a	NET	32,300	0	0	0	0	0	0	0	0	0
Time Status : Active											
AP Status : Active											
Project ID: C11M002_061	GRS	0	0	38,172	0	38,172	0	24,916	24,916	0	0
Descr: BOSTON NECK RD WM	AFUDC	0	0	0	0	0	0	0	0	0	0
Status: Active	A&C	0	0	0	0	0	0	0	0	0	0
In Service Date: n/a	NET	0	0	38,172	0	38,172	0	24,916	24,916	0	0
Time Status : Active											
AP Status : Active											
Project Group Sub-Total: C11M0	GRS	32,300	0	38,172	0	38,172	0	24,916	24,916	0	0
	AFUDC	0	0	0	0	0	0	0	0	0	0
	A&C	0	0	0	0	0	0	0	0	0	0
	NET	32,300	0	38,172	0	38,172	0	24,916	24,916	0	0
Project ID: OVERHEAD_061	GRS	0	0	0	0	0	154,865	-6,244	148,621	0	0
Descr: Overhead Projects	AFUDC	0	0	0	0	0	0	0	0	0	0
Status: Active	A&C	0	0	0	0	0	0	0	0	0	0
In Service Date: n/a	NET	0	0	0	0	0	154,865	-6,244	148,621	0	0
Time Status : Active											
AP Status : Active											
Project Group Sub-Total: OVERH	GRS	0	0	0	0	0	154,865	-6,244	148,621	0	0
	AFUDC	0	0	0	0	0	0	0	0	0	0
	A&C	0	0	0	0	0	0	0	0	0	0
	NET	0	0	0	0	0	154,865	-6,244	148,621	0	0
Grand Total:	GRS	847,300	387,037	849,680	0	1,236,717	898,843	406,997	1,305,840	613,854	
	AFUDC	0	0	1,544	0	1,544	19,720	21,421	41,141	0	
	A&C	-85,300	-72,800	-85,300	0	-158,100	0	0	0	0	
	NET	762,000	314,237	762,836	0	1,077,073	879,123	385,576	1,264,699	613,854	

STATE OF RHODE ISLAND PUBLIC UTILITIES COMMISSION

DOCKET NO. 4255

Response of United Water Rhode Island, Inc.

To The Division of Public Utilities And Carriers'

Data Requests

Set 2

Div. 2-16: Please provide a copy of Mr. Lippai's Exhibit 4 in Excel format with all formulas and links intact.

RESPONSE:

Please see attached file "Schedule DIV 2-16 Attachment.xls" as presented in Excel format.

Prepared by: Lippai

STATE OF RHODE ISLAND PUBLIC UTILITIES COMMISSION

DOCKET NO. 4255

Response of United Water Rhode Island, Inc.

To The Division of Public Utilities And Carriers'

Data Requests

Set 2

Div. 2-17: Please provide a copy of the Short Term Incentive (STIP) Plan documentation.

RESPONSE:

Please refer to attachment labeled "Schedule DIV 2-17 Attachment".

Prepared by: Lippai



Short Term Incentive Plan

PLAN DOCUMENT
JANUARY 2008

SHORT TERM INCENTIVE PLAN

PURPOSE

The Short Term Incentive Plan (STIP) is an annual compensation plan that supports United Water's business objectives by:

- Providing an annual incentive strategy that drives performance towards objectives critical to creating shareholder value.
- Offering competitive cash compensation opportunities to all eligible employees.
- Awarding outstanding achievement among employees who can directly impact United Water's results.
- Providing cash awards for both qualitative and quantitative results.
- Providing cash compensation opportunities for making sound business decisions that impact the company's financial performance and the overall success of Suez.

ELIGIBILITY

All active exempt employees including expatriates are eligible to participate in STIP if not covered by another annual incentive plan. Employees must be hired or promoted into STIP eligible positions by the first pay period of the fourth quarter of the plan year, in order to be eligible for a STIP award for that plan year..

AWARD OPPORTUNITIES

Employees are assigned a target award based on their job/salary grade. Target awards for expatriates will be based on their Suez compensation plan unless otherwise agreed to by Suez. The target award is established at market competitive levels and is expressed as a percentage of base salary. Target awards will be prorated for part-time employees. Paid awards may range from 0% to 200% of the target award based on achievement of financial objectives and personal objectives. Should any events occur during the performance year that in the opinion of the management of United Water materially affect the performance targets set, then United Water may recommend to the Compensation Advisory Committee and Suez that an adjustment be made to any final payment.

PERFORMANCE MEASURES

The STIP program is based on two different measures of performance that are critical to United Water's success, financial and personal performance.

SHORT TERM INCENTIVE PLAN

PLAN DOCUMENT

FINANCIAL

Each year, Suez Environment and United Water's Compensation Advisory Committee determine financial measures and target performance levels that will form the basis for measuring success under STIP. Each objective is assigned a weight based on the employee's job/salary grade.

PERSONAL

As a part of the Performance and Development Review (PDR) process, employees have specific annual objectives that support the attainment of departmental or organizational objectives. These objectives form the basis for the personal objective portion of STIP. Managers have the flexibility to set the weight of each personal objective in accordance with the plan's guidelines.

PAYOUT SCALES

Every level of company, business segment/department and individual performance earns a different STIP payout. As United Water and its employees meet or exceed their objectives the payout will grow as shown on the below payout scales.

Financial Objectives

<u>% Of Objective Achieved</u>	<u>PAYMENT %</u>
≤ 80%	0% (Threshold)
100%	100% (Target)
≥ 120%	200% (Maximum)

No incentive will be paid for results at or below 80% (threshold) of an objective. An incentive payment equal to two times the target can be earned for results equal to or greater than 120% of objective. A *curvilinear* progression applies for determining the payout % between threshold and maximum. (See Appendix A)

Personal Objectives

<u>Scale</u>	<u>Performance Definition</u>	<u>Payment %</u>
0	Significantly below objective	0 %
1	Close to objective	1%-90%
2	Met objective	91%-110%
3	Above objective	111% -150%
4	Significantly above objective	151% - 200%

SHORT TERM INCENTIVE PLAN

PLAN DOCUMENT

At the end of the performance year, managers will evaluate their employee's personal objectives and assign a payment percentage based on the level of performance achieved. Personal objectives that are financial indicators should be measured using the scale for financial objectives.

Sample Award Calculation

Key Assumptions: Base Salary = \$82,000 Individual Target = 15% or \$12,300
Corporate Financials weight 30% and Personal Objectives weight 70%

Performance Measure	Target \$M	Achievement	Payment% (A)	Weight (B)	Earned Award % (A x B)
EBITDA	\$126.8	99.2%	97.2%	10%	9.7%
Free Cash Flow	\$-51.2	101.3%	104.6%	10%	10.5%
Net Current Income	\$35.4	88.7%	52.0	10%	5.2%
Total Financial				30%	25.4%
Personal Objective #1		Met Objective	100.0%	20%	20.0%
Personal Objective #2		Above Objective	120.0%	10%	12.0%
Personal Objective #3		Met Objective	110.0%	10%	11.0%
Personal Objective #4		Close to Objective	70.0%	10%	7.0%
Budget Objective	\$47.5	113.6%	160.3%	20%	32.1%
Total Personal				100%	82.1%
Total STIP Earned					107.5%

Award Payment Calculation

Individual Target (15%)	\$12,300
Total Earned Award% X	107.5%
STIP Award Payment	\$13,223

SHORT TERM INCENTIVE PLAN

PLAN DOCUMENT

PLAN PAYOUTS

Employees who are on the active payroll on December 31st of the performance year will be eligible to receive an award. Employees who are terminated for cause or gross misconduct or who voluntarily resign prior to the end of a plan year will not receive a STIP award.

STIP awards will be prorated for eligible new hires based on the number of days on payroll the year of hire. Employees whose target award may have changed during a plan year due to a job change will receive a prorated award based on number of days in each job.

Employees who choose to retire prior to the end of any plan year and *have worked a minimum of 3 months in the plan year*, will receive an award that is prorated to reflect the number of days actually worked during the plan year. This also applies in the event of death, disability (defined as any consecutive absence of 60 days or more), leave of absence, inter-company transfers or a reduction in force. In the event of disability the pro-ration will apply to financial targets only and not personal objectives. Payments will be made when normally paid in the 1st quarter of the year following the performance year.

STIP awards are based on year-end salary and are paid in lump sum during the first quarter following the end of the performance year. *STIP award payments can be deferred, under the terms of United Water's Deferred Compensation Plan.*

STIP awards are treated as ordinary income for tax purposes. Taxes will be withheld and are owed in the year awards are paid.

ADMINISTRATION

United Water's Compensation Advisory Committee, Suez Environment and the CEO of United Water administer the STIP program. The interpretation of the application of the plan document is at the sole discretion of the company and the CEO's decision will be binding. United Water's Compensation group manages program administration.

Important

Neither STIP, nor any action taken in conjunction with this plan, shall be construed as giving to any employee the right to be retained by United Water. The statements in this document do not constitute a contract relative to compensation treatment and are not intended to create any contractual rights, either expressed or implied, between United Water and its employees. Certain situations may require compensation treatment different than the practices expressed here. The policies, practices, and procedures described in this document may be changed, altered, modified, or deleted at any time, with or without prior notice by United Water. The STIP may be modified or terminated at any time. These actions may affect present and future eligible employees.

SHORT TERM INCENTIVE PLAN

PLAN DOCUMENT

APPENDIX A

Curvilinear Payment Table

Perf. Score	Payment %
≤80%	0.0%
81%	6.8%
82%	13.4%
83%	19.7%
84%	25.4%
85%	31.8%
86%	37.5%
87%	43.1%
88%	48.4%
89%	53.6%
90%	58.6%
91%	63.4%
92%	68.0%
93%	72.5%

Perf. Score	Payment %
94%	76.9%
95%	81.1%
96%	85.1%
97%	89.0%
98%	92.8%
99%	96.5%
100%	100.0%
101%	103.5%
102%	107.2%
103%	111.0%
104%	114.9%
105%	118.9%
106%	123.1%
107%	127.5%

Perf. Score	Payment %
108%	132.0%
109%	136.6%
110%	141.4%
111%	146.4%
112%	151.6%
113%	156.9%
114%	162.5%
115%	168.2%
116%	174.1%
117%	180.3%
118%	186.6%
119%	193.2%
120%	200.0%
≥120%	200.0%

STATE OF RHODE ISLAND PUBLIC UTILITIES COMMISSION

DOCKET NO. 4255

Response of United Water Rhode Island, Inc.

To The Division of Public Utilities And Carriers'

Data Requests

Set 2

Div. 2-18: Please explain what goals/targets must be met for STIP compensation to be paid.

RESPONSE: The STIP program is based on two different measures of performance, financial and personal, that are critical to United Water's success.

Regarding the financial performance measure, each year Suez Environment (United Water's Parent Company) and United Water's Compensation Advisory Committee determine financial measures and target performance levels that will form the basis for measuring success under STIP. Each objective is assigned a weight based on the employee's job/salary grade.

Regarding the personal performance measure, each employee undergoes a Performance and Development review (PDR) process, whereby employees have specific annual objectives that support the attainment of departmental or organizational objectives. These objectives address; operational efficiency, employee development and motivation, and customer service and value. They form the basis for the personal objective portion of STIP. Managers have the flexibility to set the weight of each personal objective in accordance with the plan's guidelines.

For additional information regarding the Company's STIP Program, please refer to the Company's response to DIV 2-17.

Prepared by: Lippai

STATE OF RHODE ISLAND PUBLIC UTILITIES COMMISSION

DOCKET NO. 4255

Response of United Water Rhode Island, Inc.

To The Division of Public Utilities And Carriers'

Data Requests

Set 2

Div. 2-19: Please identify what portion of the targeted percentage of STIP has been paid to each employee in 2008, 2009 and 2010.

RESPONSE:	2008	Target Bonus %	% Received
	Superintendent	10%	8.08%
	Manager	15%	13.19%
	2009	Target Bonus %	% Received
	Superintendent	10%	5.31%
	Manager	15%	10.27%
	2010	Target Bonus %	% Received
	Superintendent	10%	9.25%
	Manager	15%	13.88%
	Supervisor	5%	0% (a)

(a) Supervisor was a new hire and not eligible for a STIP in 2010

Prepared by: Lippai

STATE OF RHODE ISLAND PUBLIC UTILITIES COMMISSION

DOCKET NO. 4255

Response of United Water Rhode Island, Inc.

To The Division of Public Utilities And Carriers'

Data Requests

Set 2

Div. 2-20: Please state whether any bids have been received for chemicals for 2012. If yes, please provide.

RESPONSE: The Company has not yet received any bids for 2012 chemical requirements. The Company will receive bids for 2012 chemicals in the fall of 2011.

Prepared by: Lippai

STATE OF RHODE ISLAND PUBLIC UTILITIES COMMISSION

DOCKET NO. 4255

Response of United Water Rhode Island, Inc.

To The Division of Public Utilities And Carriers'

Data Requests

Set 2

Div. 2-21: Please provide a copy of the actuarial reports supporting the rate year pension and PEBOP costs.

RESPONSE:

Please refer to attachment labeled "Schedule Div 2-21 Attachment" for a copy of the Company's actuary, Aon Consulting Inc., rate year pension and PEBOP projections. Aon provides projections using an excel worksheet not an actuary report.

Prepared by: Lippai

United Water
Summary of FAS 87 Net Periodic Pension Cost/(Income)

Discount Rate :	2012
	Estimated
Long Term Rate :	5.40%
Salary Scale :	8.50%
	3.00% / 3.25%

Non Bargaining Plans

UW New Jersey Non Bargaining	Regulated	648,490
UW New York Non Bargaining	Regulated	424,591
UW Management & Services	Non-regulated	3,380,249
United Water Jersey City	Non-regulated	224,194
UWR (Discontinued Operations)	Non-regulated	255,989
Department 700	Non-regulated	289,164
United Properties Group	Non-regulated	10,138
United Water Rahway	Non-regulated	88,955
United Water Florida	Non-regulated	(4,449)

UWW Non Bargaining

Idaho Non Bargaining	Regulated	456,581
Arkansas Non Bargaining	Regulated	299,925
New Rochelle Non Bargaining	Regulated	7,214
Owego Non Bargaining	Regulated	63,060
Toms River Non Bargaining	Regulated	248,860
Connecticut Non Bargaining	Regulated	122,790
Pennsylvania Non Bargaining	Regulated	495,528
Rhode Island Non Bargaining	Regulated	99,067
Delaware Non Bargaining	Regulated	254,049

<i>SUB-TOTAL UWW Non Bargaining</i>	2,047,074
<i>TOTAL Non Bargaining</i>	7,364,395

Bargaining Plans

UW New Jersey Bargaining	Regulated	912,838
UW New York Bargaining	Regulated	742,833

UWW Bargaining

Idaho Bargaining	Regulated	395,903
New Rochelle Bargaining	Regulated	631,893
Toms River Bargaining	Regulated	226,743
Pennsylvania Bargaining	Regulated	387,546
Delaware Bargaining	Regulated	237,395
UWR (Discontinued Operations)	Non-regulated	(25,684)

<i>SUB-TOTAL UWW Bargaining</i>	1,853,796
<i>TOTAL Bargaining</i>	3,509,467

<i>Total United Water Resources</i>	10,873,862
--	-------------------

United Water
Summary of FAS 87 Net Periodic Pension Cost/(Income)

	2012
	Estimated
Discount Rate :	5.40%
Long Term Rate :	8.50%
Salary Scale :	3.00% / 3.25%

Non-Qualified Plans

UWNJ SERP	Regulated	88,300
UWM&S SERP	Non-regulated	(44,682)
New SERP	Non-regulated	368,723
UWR Directors	Non-regulated	22,900
Total Non-Qualified		435,241

United Water Environmental Services

White River	Non-regulated	601,277
Operational Services	Non-regulated	60,732
Metering Services	Non-regulated	(406)
Gary	Non-regulated	36,051
Milwaukee	Non-regulated	(41,832)
Laredo	Non-regulated	7,772
Lyonnaise	Non-regulated	(613)
Atlanta	Non-regulated	23,415
UW Management & Services / 988	Non-regulated	(23,126)
Total United Water Environmental Services		663,270

Total Regulated Companies	\$	6,743,606
Total Non-Regulated Companies		5,228,767
Grand Total FAS 87	\$	11,972,373

United Water
Summary of Expense Forecast
Local US GAAP Basis

	2012 NPPBC
Discount Rate :	5.51%
<i>Non Bargaining Plans:</i>	
<i>UWR Non Bargaining</i>	
UWNJ Non Bargaining*	1,105,004
UW Jersey City Non Bargaining	189,366
UWNY Non Bargaining	223,809
UWM&S	1,409,843
UPG	(1,116)
Rahway	76,094
UWS (Department 700)	106,274
Florida Non Bargaining	120,960
UWR (Discontinued Operations)	31,511
<i>UWW Non Bargaining</i>	
Idaho Non Bargaining	295,520
Arkansas Non Bargaining	281,682
New Rochelle Non Bargaining	42,810
Owego Non Bargaining	5,573
Toms River Non Bargaining	141,454
South County Non Bargaining	-
Connecticut Non Bargaining	54,252
Pennsylvania Non Bargaining	328,956
Rhode Island Non Bargaining	60,881
Delaware Non Bargaining	164,213
<i>SUB-TOTAL UWW Non Bargaining</i>	1,375,341
<i>TOTAL Non Bargaining</i>	4,637,086
<i>Bargaining Plans:</i>	
<i>UWR Bargaining</i>	
UWNJ Bargaining	287,502
UWNY Bargaining	185,120
UWR (Discontinued Operations) Bargaining	
<i>UWW Bargaining</i>	
Idaho Bargaining	113,502
Arkansas Bargaining	-
New Rochelle Bargaining	142,862
Toms River Bargaining	54,113
Pennsylvania Bargaining	43,499
Delaware Bargaining	81,815
<i>SUB-TOTAL UWW Bargaining</i>	435,791
<i>TOTAL Bargaining</i>	908,413

United Water
Summary of Expense Forecast
Local US GAAP Basis

	2012 NPPBC
	5.51%
Discount Rate :	
FAS 106 Grand Total NPPBC - Local US GAAP	5,545,499

STATE OF RHODE ISLAND PUBLIC UTILITIES COMMISSION

DOCKET NO. 4255

Response of United Water Rhode Island, Inc.

To The Division of Public Utilities And Carriers'

Data Requests

Set 2

Div. 2-22: Please state the period over which the initial PEBOP transition obligation is being amortized.

RESPONSE: The total initial PEBOP transition obligation of \$102,253 is being amortized by \$5,112.65 per year commencing in 1995 and being fully amortized in the year 2014.

Prepared by: Lippai

STATE OF RHODE ISLAND PUBLIC UTILITIES COMMISSION

DOCKET NO. 4255

Response of United Water Rhode Island, Inc.

To The Division of Public Utilities And Carriers'

Data Requests

Set 2

Div. 2-23: With regard to Exhibit 4, Schedules 8 and 8A, please explain why medical insurance has been included for 9 employees given the Company has 10 employees, two of which have opted out of medical coverage.

RESPONSE: There is an error on both, Exhibit 4 Schedule 8 and Exhibit 4 Schedule 8A. On Exhibit 4 Schedule 8, "Other Benefits" costs, there are three employees who opted out of medical coverage, not two as originally shown on this exhibit. Therefore, the total Rate Year "Other Benefits" expense would be \$10,232 instead of \$9,232 as shown on the exhibit.

On Exhibit 4 Schedule 8A, under PPO medical coverage for EE, there should be zero plan participants instead of two as shown on this exhibit. Also, under vision basic for EE, there should be zero instead of one. Therefore, as a result of these adjustments, the total Rate Year "Medical" expense would be \$107,800 instead of \$118,851.

Prepared by: Lippai

STATE OF RHODE ISLAND PUBLIC UTILITIES COMMISSION

DOCKET NO. 4255

Response of United Water Rhode Island, Inc.

To The Division of Public Utilities And Carriers'

Data Requests

Set 2

Div. 2-24: Please provide supporting documentation for the 10 percent increase in medical costs, including dental and vision costs.

RESPONSE: For the projecting of rates for United Water's self-insured medical/prescription plan with Horizon Blue Cross Blue Shield, United Water engages Towers Watson to advise us with the appropriate rate increase we should anticipate. In development of the rates, Towers Watson reviews claims experience over the past 18 months, medical and prescription claim trends from their national database, applies a margin for claim fluctuations, fees for stop loss insurance and adjustments for the additional costs for healthcare reform.

Additionally a 2% average increase is projected for the health care reform. Some of the major provisions of this law allow for additional dependents up to the age of 26, coverage must be provided for those under the age of 19 with pre-existing conditions and there is the elimination of lifetime maximums on medical plans.

Taking all of the above into consideration, the Company's projected cost increase would be 12%, however, the Company opted a more conservative approach and used a 10% increase.

Prepared by: Lippai

STATE OF RHODE ISLAND PUBLIC UTILITIES COMMISSION

DOCKET NO. 4255

Response of United Water Rhode Island, Inc.

To The Division of Public Utilities And Carriers'

Data Requests

Set 2

Div. 2-25: Please provide the Company's actual PPO, dental and vision premiums in 2008, 2009 and 2010 comparable to those shown for 2011 on Exhibit 4, Schedule 8A.

RESPONSE:

Please see attachment labeled "Schedule DIV 2-25 Attachment".

Prepared by: Lippai

United Water Rhode Island Inc.
Docket No. 4255
Employer Medical, Dental and Vision Monthly Costs
For The Years 2008, 2009 and 2010

	2008	2009	2010
Low PPO			
EE	\$ 291.82	\$ 323.36	\$ 358.13
EE+1	\$ 563.20	\$ 624.84	\$ 752.08
EE + C			\$ 644.64
Family	\$ 844.81	\$ 937.28	\$ 1,074.40
Mid PPO			
EE	\$ 301.73	\$ 334.72	\$ 378.00
EE+1	\$ 578.77	\$ 643.53	\$ 786.48
EE + C			\$ 674.13
Family	\$ 868.17	\$ 965.31	\$ 1,123.55
High PPO			
EE	\$ 226.33	\$ 280.28	\$ 315.61
EE+1	\$ 434.55	\$ 560.59	\$ 663.28
EE + C			\$ 567.10
Family	\$ 651.81	\$ 840.87	\$ 946.83
Dental PPO			
EE	\$ 30.19	\$ 29.51	\$ 29.89
EE+1	\$ 56.71	\$ 55.43	\$ 62.46
EE + C			\$ 65.76
Family	\$ 89.97	\$ 87.92	\$ 87.98
Dental DMO			
EE	\$ 18.09	\$ 19.49	\$ 19.49
EE+1	\$ 33.97	\$ 36.62	\$ 40.62
EE + C			\$ 42.59
Family	\$ 53.90	\$ 58.10	\$ 57.39
Vision Basic			
EE	\$ 2.94	\$ 2.94	\$ 1.67
EE+1	\$ 4.32	\$ 4.32	\$ 2.79
EE + C			\$ 2.61
Family	\$ 7.86	\$ 7.86	\$ 4.46
Vision Enhanced			
EE	\$ 4.68	\$ 4.68	\$ 2.64
EE+1	\$ 6.89	\$ 6.89	\$ 4.40
EE + C			\$ 4.11
Family	\$ 12.46	\$ 12.46	\$ 7.03

Note:
EE + C (employee plus child(ren)) added in 2010

STATE OF RHODE ISLAND PUBLIC UTILITIES COMMISSION

DOCKET NO. 4255

Response of United Water Rhode Island, Inc.

To The Division of Public Utilities And Carriers'

Data Requests

Set 2

Div. 2-26: Please provide supporting documentation for the claimed \$150,000 cost of painting the Boston Neck Tank.

RESPONSE:

The cost of \$150,000 was solely an estimate based on the last tanks painted for the Company in 2008. The cost of painting the Sherman Tank in 2008 was \$132,800 so the Company used that number as a base.

Prepared by: Knox

STATE OF RHODE ISLAND PUBLIC UTILITIES COMMISSION

DOCKET NO. 4255

Response of United Water Rhode Island, Inc.

To The Division of Public Utilities And Carriers'

Data Requests

Set 2

Div. 2-27: Please provide supporting documentation for the adjustment to insurance expense shown on Exhibit 4, Schedule 11.

RESPONSE: The following summarizes reasons for the insurance cost changes over the 2-year period between the 2010 Test Year and the 2012 Pro-Forma Rate Year:

- The General Liability cost is comprised of two components: premiums and uninsured losses. General Liability insurance coverage was renewed in 2011 at a 4% increase in premium rates over the 2010 rates. Based on currently available market information a 5% premium rate increase is expected in 2012. General Liability losses are the second component which are pooled and allocated across all regulated utilities. There were some significant claims in the past two years the costs are now being passed through to the operating companies. In spite of these actual and projected increases, a minor reduction is forecasted for United Water Rhode Island between 2010 and 2012 due to the ability of the parent company to share costs across a larger base of operations.
- Workers' Compensation: Premium rates increased 4% effective with the 2011 policy renewal and market rates are expected to increase another 3% or more in 2012. Since premiums are also calculated on payroll which had an approx. 3% wage increase in 2011 and another 3% is expected in 2012, this has a compounding effect on the premiums. The combination of market rate changes and wage increase equals 13% alone. In addition, workers compensation claims medical costs have been increasing between 4% and 6% per year and when added to the stated 13% brings us to a potential 18% increase over 2-years, however at this time the Company anticipates that a 13% change over this time frame better represents the expected increases.
- Property: Rates have been very competitive for several years and have offset much of the increased values of property, plant & equipment to be insured. However market rates have begun reversing and increases are being reported by our insurance brokers. While the Company leverages its buying power and allocates costs across a large base of operations which helps sometimes lowers costs for some individual operations such as United Water Rhode Island, it now cannot rule out the strong possibility of an increase in 2012 versus the originally expected decrease.

Prepared by: Lippai

STATE OF RHODE ISLAND PUBLIC UTILITIES COMMISSION

DOCKET NO. 4255

Response of United Water Rhode Island, Inc.

To The Division of Public Utilities And Carriers'

Data Requests

Set 2

Div. 2-28: Please provide the Company's General Corporate Insurance, Property Insurance and Workers Compensation costs for 2008 and 2009.

RESPONSE:

	<u>2008</u>	<u>2009</u>
1. General Corporate	\$22,896	\$24,914
2. Property	3,696	3,339
3. Worker's Compensation	24,804	16,601

Prepared by: Lippai

STATE OF RHODE ISLAND PUBLIC UTILITIES COMMISSION

DOCKET NO. 4255

Response of United Water Rhode Island, Inc.

To The Division of Public Utilities And Carriers'

Data Requests

Set 2

Div. 2-29: Please identify the amount of any planned pension and PEBOP trust fund contributions in 2011 and 2012.

RESPONSE: Estimated Funding for Pension and PEBOP:

	2011	2012
Pension	\$191,680	\$224,585
PEBOP	\$11,955	\$13,143

Prepared by: Michaelson

STATE OF RHODE ISLAND PUBLIC UTILITIES COMMISSION

DOCKET NO. 4255

Response of United Water Rhode Island, Inc.

To The Division of Public Utilities And Carriers'

Data Requests

Set 2

Div. 2-30: With regard to transmission line to the Indian Lake Shore Development:

- a. Please explain whether UWRI paid any amounts for this line other than making the loan payments. If yes, provide details.
- b. Please identify any amounts included in rate base for this line including plant-in-service, accumulated depreciation, CIAC, ADIT, etc.
- c. Please identify the amount of principal and, separately, interest payments made by UWRI by year and in total.

RESPONSE:

- a. The Company has not paid any amounts other than making loan payments.
- b. The Company included \$198,000 in Contributions in March, 2012 which is the anticipated date the asset will be turned over to UWRI. The Company however inadvertently omitted the Plant Addition from its files and as a result, Rate Base is understated by \$198,000. The Company will include this proposed amount in Rate Base in its rebuttal schedules.
- c. The Company contacted the Indian Lake Shores Fire District for the annual information requested but has not been able to obtain the details. The Company will provide the information in the future if it is able to secure it. Utilizing the PV function in Excel with a 30 year period and 5% annual interest rate, yields a Principal amount of \$100,013. Multiplying the \$6,506 annual payment by 30 years yields total payments of \$195,180, so over the life of the loan, United Water will have paid \$100,013 in Principal and \$195,180 - \$100,013 = \$95,167 in interest.

Prepared by: Michaelson

STATE OF RHODE ISLAND PUBLIC UTILITIES COMMISSION

DOCKET NO. 4255

Response of United Water Rhode Island, Inc.

To The Division of Public Utilities And Carriers'

Data Requests

Set 2

Div. 2-31: Please provide a comparison of UWM&S budgeted and actual costs for the years 2008 through 2010 and 2011 to date.

RESPONSE:

UWM&S:	2008	2009	2010	Y-T-D 6/30/11
Budget	\$185,844	\$208,664	\$224,596	\$109,211
Actual	\$205,246	\$216,258	\$213,485	\$138,215

Prepared by: Lippai

STATE OF RHODE ISLAND PUBLIC UTILITIES COMMISSION

DOCKET NO. 4255

Response of United Water Rhode Island, Inc.

To The Division of Public Utilities And Carriers'

Data Requests

Set 2

Div. 2-32: Please identify UWM&S charges to UWRI in 2008 through 2010 broken down by the service categories identified on page 15 of Mr. Lippai's testimony

RESPONSE:

Please refer to attachment labeled "Schedule DIV 2-32 Attachment".

Prepared by: Lippai

United Water Rhode Island, Inc.
Docket No. 4255
UWM&S Charges
For The Years 2008, 2009 and 2010

Services:	2008	2009	2010
Accounting	\$ 60,030	\$ 67,221	\$ 57,227
Administration	60,003	60,920	57,834
Corporate Secretarial	9,151	12,772	12,165
Cust & Public Relations	18,649	20,748	24,620
Employee Relations	21,759	22,720	23,154
Engineering	9,160	9,079	14,105
General	10,359	8,909	11,446
Purchasing	7,206	5,180	4,513
Rates	7,250	6,841	6,695
Treasury	1,679	1,868	1,726
Total	<u>\$ 205,246</u>	<u>\$ 216,258</u>	<u>\$ 213,485</u>

STATE OF RHODE ISLAND PUBLIC UTILITIES COMMISSION

DOCKET NO. 4255

Response of United Water Rhode Island, Inc.

To The Division of Public Utilities And Carriers'

Data Requests

Set 2

Div. 2-33: Please explain the basis on which the costs in each service category are assigned or allocated to UWRI and show the derivation of any applicable allocators for 2010.

RESPONSE:

These costs can either be direct-charged or allocated to United Water Rhode Island (UWRI). If an employee of United Water's Management & Services Company (UWM&S) works one hour on behalf of UWRI, they will charge one hour's worth of time, plus associated overheads, to UWRI directly. If a UWM&S employee provides service that benefits a group of companies, their time and overhead is allocated among the Business Units (BU) benefitting from the work they are performing. If UWRI is a part of this group of companies, they will receive their allocated portion of the time and overhead charge. This is done in accordance with the Management & Services contracts presented to the Rhode Island Public Utility Commission. Please see attachments labeled "Schedule DIV 2-33 Attachment A", "Schedule DIV 2-33 Attachment B" and Schedule DIV 2-33 Attachment C" for copies of the agreements.

Prepared by: Lippai

A G R E E M E N T

BETWEEN

GENERAL WATERWORKS MANAGEMENT AND SERVICE COMPANY

AND

WAKEFIELD WATER COMPANY

Filed with R. I. Public Util. Commission
Regulatory Body

Date May 15, 1974

A G R E E M E N T

Agreement dated January 1, 1974 between GENERAL WATERWORKS MANAGEMENT AND SERVICE COMPANY, a Pennsylvania corporation (hereinafter called the Service Company), and WAKEFIELD WATER COMPANY corporation (hereinafter called Utility Company).

The background of this agreement is that:

1. Both Service Company and Utility Company are affiliated with General Waterworks Corporation, a Delaware corporation (hereinafter called General).

2. Service Company maintains an organization whose officers and employees are familiar with all facets of the water utility business including the development, business and property of Utility Company and are experienced in the efficient management, financing, accounting and operation of water works properties and the extension and improvement thereof. Such officers and employees are qualified to be of great aid and assistance to Utility Company through the services to be performed under this agreement.

3. Utility Company can economically secure valuable administrative and operating services of superior quality by contracting to secure the same from Service Company.

4. Service Company has entered or proposes to enter into agreements similar to this agreement with other affiliated utility companies (hereinafter referred to collectively as Utility Companies).

5. The services to be rendered under this agreement are to be rendered at their cost to Service Company, as hereinafter provided.

NOW, THEREFORE, in consideration of the premises and the mutual agreements herein contained, the parties hereto agree as follows:

ARTICLE I.

Service Company shall make its qualified employees available to become officers of Utility Company, and such employees may be elected by Utility Company to such positions as president, vice president, secretary, treasurer and controller.

Service Company shall furnish to Utility Company, and Utility Company shall utilize, all the following services upon the terms and conditions hereinafter set forth; provided, however, that Service Company or Utility Company, by mutual consent, may engage a non-affiliated company or person to provide such services on its behalf:

A. ADMINISTRATIVE: Service Company shall make qualified employees available to perform or assist in the performance of Utility Company's corporate administration. In order to render such service and to promote the efficient and economic operation of Utility Company, those employees shall keep themselves informed on all aspects of Utility Company's operations and shall regularly visit Utility Company's facilities. Such administrative personnel shall make recommendations for operating expenditures and for additions to and improvements of property, plant and equipment. Such administrative personnel shall also assist Utility Company in the conduct of proceedings before, and in its compliance with the rulings of, regulatory bodies having jurisdiction over its operations.

B. ENGINEERING: Service Company shall advise and provide engineering services to assist Utility Company in planning, operating, maintenance and construction functions.

It shall assist Utility Company in its operations by conducting distribution system surveys and hydraulic analyses, reviewing procedures for water quality control, and preparing or reviewing maps, charts, operating statistics, reports and other pertinent data.

It shall assist Utility Company in the proper maintenance and protection of its properties by periodic inspection of its structures, tanks, reservoirs, wells and electrical and mechanical equipment.

Such engineering services shall also include the conduct of field investigations as necessary to obtain engineering information and, when required, the preparation of studies, reports, designs and drawings, cost estimates, specifications, and contracts for the construction of additions to or improvements of Utility Company's sources of supply, treatment plant, pumping stations, distribution system, and such other facilities as Utility Company may request.

C. CUSTOMER AND PUBLIC RELATIONS: Service Company shall recommend procedures to promote satisfactory customer and public relations. It shall furnish sales promotional material, including advertising copy, layouts, and scripts. It shall assist in the preparation of news and customer information releases, and in arrangements for public inspections, displays and other related services.

D. EMPLOYEE RELATIONS: Service Company shall assist Utility Company in the procurement of qualified personnel, in the establishment of appropriate rates of pay and in negotiations with bargaining units representing Utility Company's employees. It shall recommend programs for supervision of training and educational assistance, and shall advise on federal and state regulations affecting personnel.

It shall recommend and administer group insurance and pension plans for the benefit of Utility Company. It shall also assist in the establishment of accident prevention and other programs relating to employee health and welfare.

E. ACCOUNTING: Service Company shall keep the general books of account of Utility Company, including records supplemental thereto. It shall prepare monthly financial statements and analyses of accounts of Utility Company and special accounting and financial reports as required by Utility Company. It shall prepare reports on the costs incurred for property additions and improvements and will establish continuing property records as requested.

Service Company shall prepare or assist in the preparation of federal, state and local tax returns for and to the extent required by Utility Company.

Service Company shall keep abreast of and advise Utility Company concerning appropriate accounting theories and principles for Utility Companies and changes therein; it shall advise and assist in the establishment and maintenance of modern record keeping techniques; and it shall review accounting procedures, methods and forms and evaluate systems of internal control for receipt and disbursements of funds, materials and supplies, and other assets.

It shall conduct periodic audits of accounts, records and procedures of Utility Company and submit reports thereon.

F. CORPORATE SECRETARIAL: Service Company shall maintain documents of Utility Company such as minute books, charters, by-laws, contracts, deeds, and other corporate records, and shall administer an orderly program of records retention. It shall maintain, or arrange for the maintenance of, records of stockholders of Utility Company, prepare or arrange for the preparation of stock certificates, perform duties relating to the transfers of stock and perform other corporate secretarial functions as required including preparation of notices of stockholder and director meetings and keeping the minutes thereof.

Service Company shall review, and may assist in the preparation of, documents required by Utility Company such as deeds, easements, contracts, charters, franchises, trust indentures, and regulatory reports.

G. TREASURY: Service Company will coordinate financial arrangements with financial community to arrange and provide for furnishing of Utility Company's entire capital needs from other than internally generated sources.

Service Company shall assist Utility Company in cash management, collection policies, and development of temporary investment programs.

H. PURCHASING: Service Company shall endeavor to arrange for the purchase of equipment, materials, and supplies in volume on a basis advantageous to Utility Company.

I. INSURANCE: Service Company shall review the insurance coverage of Utility Company, recommend the types and limits of insurance adequate for its protection and assist in the placement of such insurance. It shall supervise investigation procedures and review claims and proposals for settlement at request of Utility Company.

J. DATA PROCESSING: Service Company shall make available to Utility Company electronic data processing services, including system analysis and programming, maintaining general accounting records, financial analysis and studies, area consumption patterns, engineering analysis and studies, and such other functions that may be requested by Utility Company.

K. RATES: Service Company will advise and assist in the preparation of rate schedules for Utility Company's services; will prepare, or assist in preparing, the material and exhibits required for Utility Company's rate cases and render advice with respect to the procedure therein and will, at the request of Utility Company, arrange for the employment of such witnesses as may be required.

L. GENERAL: Service Company shall keep abreast of economic, regulatory, governmental and operational developments and conditions that may affect Utility Company and shall advise Utility Company thereof to the extent that they may be important to Utility Company.

ARTICLE II.

In consideration for the services to be rendered by Service Company as hereinabove provided, Utility Company agrees to pay to Service Company the cost thereof determined as provided in this Article II and in Article III.

The extent of service rendered by Service Company personnel for Utility Company or in common with other Utility Companies shall be based on actual time spent by such personnel as reflected in their daily time sheets or other mutually acceptable means of determination.

All costs of Service Company incurred in connection with services rendered by Service Company which can be identified and related exclusively to Utility Company, shall be charged directly to Utility Company.

All costs incurred in rendering services to Utility Company in common with similar services to other Utility Companies which cannot be identified and related exclusively to services rendered to a particular Utility Company, shall be allocated among all Utility Companies so served, or, in the case of costs incurred with respect to services rendered to a particular group of Utility Companies, among the members of such group, in the manner hereinafter set forth:

1. Administrative, Purchasing, Insurance and General Services: 33-1/3% thereof in proportion to the number of employees, 33-1/3% thereof in proportion to the number of customers served, both as of the end of the preceding calendar year, and 33-1/3% thereof in proportion to operation and maintenance expenses (excluding charges under this agreement, regulatory expenses and provisions for depreciation and taxes) for the preceding calendar year.

2. Engineering Services: 40% in proportion to the sum of utility plant in service and construction work in progress accounts less the reserve for depreciation at the end of the preceding calendar year, 40% thereof in proportion to the volume of water delivered during the preceding calendar year, and 20% thereof in proportion to the total of fuel and power and chemical costs during the preceding calendar year. If any company or component of a company served is engaged in both water and sewer service, the volume of water delivered by such company or component thereof engaged in both services shall be doubled for the purposes of this paragraph.

3. Customer Billing and Communications Services: In proportion to the number of customers at the close of the preceding calendar year.

4. Employee Relations Services: In proportion to the number of employees at the close of the preceding calendar year.

5. Accounting and Data Processing Services: In proportion to the number of transactions processed during the preceding calendar year.

6. Treasury Services: Costs will be allocated on the basis of the proportion of the Utility Company's total capitalization to the consolidated capitalization of General at the end of the preceding year.

ARTICLE III.

In determining the cost to be assessed by Service Company for the rendering of services to Utility Companies as herein provided, there shall be added to the salaries of all officers and employees for whose services charges are to be made, a percentage sufficient to cover the general overhead of Service Company properly allocable thereto. Such percentage shall be calculated on the basis of budgeted costs and adjusted bills will be rendered at the end of each year to reflect actual costs. No general overhead of Service Company shall be added to costs incurred for services of non-affiliated consultants employed by Service Company.

The term "general overhead" shall include (a) salaries of secretaries and clerical personnel, (b) salaries of file clerks, messengers, telephone operators, mail clerks and other employees in the general category of office services, (c) pension and insurance premiums paid for the benefit of Service Company employees, (d) salaries paid during vacation, holidays, sickness and other authorized absences, (e) office rent, utilities, depreciation, general office supplies and other similar expenses, (f) legal, auditing and other fees for services rendered to Service Company, and (g) taxes.

-6-

ARTICLE IV.

As soon as practicable after the last day of each month, Service Company shall render a bill to Utility Company for all amounts due from Utility Company for services and expenses for such month, computed pursuant to Articles II and III. Such bills shall be in sufficient detail to show separately the charge for each class of service rendered. All amounts so billed shall be paid by Utility Company within a reasonable time after receipt of the bill therefor.

It is understood by Utility Company that Service Company has entered or may enter into similar agreements with other Utility Companies that are affiliated with General to which similar services are to be furnished. Service Company will not enter into agreements to perform similar services for other companies on terms more favorable than those provided herein.

Service Company agrees to keep its books and records available at all times for inspection by representatives of Utility Company or by regulatory bodies having jurisdiction over Utility Company.

Service Company shall at any time, upon request of Utility Company, furnish any and all information required by Utility Company with respect to the services rendered by Service Company hereunder, the cost thereof, and the allocation of such cost among Utility Companies.


This agreement shall be in full force and effect as of the date first mentioned above, subject to any necessary approval of governmental regulatory agencies having jurisdiction in the premises, and shall continue in full force and effect until terminated by either of the parties hereto giving the other party hereto ninety days' notice in writing; provided, however, that this agreement shall terminate as of the date Utility Company or Service Company ceases to be an affiliate of General.

IN WITNESS WHEREOF, SERVICE COMPANY and UTILITY COMPANY have caused these presents to be signed in their respective corporate names by their respective Presidents or Vice Presidents, and impressed with their respective corporate seals attested by their respective Secretaries or Assistant Secretaries, all as of the day and year first above written.


ATTEST:


GENERAL WATERWORKS MANAGEMENT
AND SERVICE COMPANY


Secretary

By 
Vice President

ATTEST:


Secretary

By 
President

ADDENDUM

AGREEMENT

BETWEEN

GENERAL WATERWORKS MANAGEMENT AND SERVICE COMPANY

AND

WAKEFIELD WATER COMPANY

Filed with R. I. PUBLIC UTIL. COMMISSION

Date: July 1, 1979


ADDENDUM, dated Nov. 9, 1979, to Agreement
dated May 15, 1974 between GENERAL WATERWORKS MANAGEMENT
AND SERVICE COMPANY and WAKEFIELD WATER COMPANY.

ARTICLE II, Paragraph 5, is changed to read as
follows:

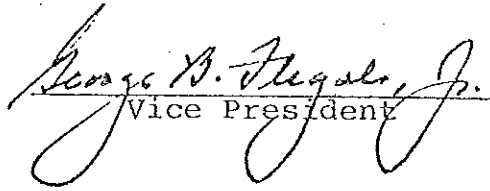
Accounting and Data Processing Services: Fifty
percent will be based on the number of transactions
processed during the preceding calendar year, and
fifty percent will be based on the capitalization
of General at the end of the preceding year.

ATTEST:

GENERAL WATERWORKS MANAGEMENT
AND SERVICE COMPANY

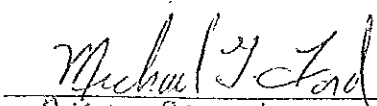

Secretary

By:



Vice President

ATTEST:

WAKEFIELD WATER COMPANY
(Utility Company)


Asst. Secretary

By:


President

ADDENDUM

AGREEMENT

BETWEEN

GENERAL WATERWORKS MANAGEMENT AND SERVICE COMPANY

AND

WAKEFIELD WATER COMPANY

Filed with: RHODE ISLAND PUBLIC
UTILITY COMMISSION

Date: June 25, 1985

ADDENDUM, dated July 1, 1985, to Agreement dated
May 15, 1974 between GENERAL WATERWORKS MANAGEMENT AND
SERVICE COMPANY and WAKEFIELD WATER COMPANY.

ARTICLE II, Paragraph 5, is changed to read as
follows:

Accounting and Data Processing Services: In
proportion to the capitalization of Utility Company
at the end of the preceding year.

ATTEST:

GENERAL WATERWORKS MANAGEMENT
AND SERVICE COMPANY

Winifred L. Holmes
Asst. Secretary

By:

Leo R. M... ..
Sr. Vice President

ATTEST:

WAKEFIELD WATER COMPANY

(Utility Company)

Michael L. Ford
Asst. Secretary

By:

Ronald B...
President

STATE OF RHODE ISLAND PUBLIC UTILITIES COMMISSION

DOCKET NO. 4255

Response of United Water Rhode Island, Inc.

To The Division of Public Utilities And Carriers'

Data Requests

Set 2

Div. 2-34: Please identify R&I Alliance management fee paid by UWRI in 2008 through 2010 and budgeted for 2011.

RESPONSE:

	<u>2008</u>	<u>2009</u>	<u>2010</u>	<u>Budget 2011</u>
R&I Alliance	\$14,357	\$15,285	\$15,227	\$15,220

Prepared by: Lippai

STATE OF RHODE ISLAND PUBLIC UTILITIES COMMISSION

DOCKET NO. 4255

Response of United Water Rhode Island, Inc.

To The Division of Public Utilities And Carriers'

Data Requests

Set 2

Div. 2-35: Please provide a breakdown of other outside services expense for the years 2008 through 2010 and explain why 2008 was significantly higher than 2009 and 2010.

RESPONSE:

Please refer to attachment labeled "Schedule DIV 2-35 Attachment".

2008 was higher than 2009 and 2010 because of charges for Consumer Confidence Reports (CCR) in 2008 and none in 2009 and 2010. CCR's are reports that have to be mailed to every customer, in addition to copies placed in local libraries, town halls, schools or any public building where water users might be located. CCR's are mandated by the Environmental Protection Agency with verification copies sent to local health departments. These reports contain water quality information regarding testing, improvements to the distribution system, health warnings, etc. There should have been a charge for this service in 2009 and 2010. In 2009, an invoice was never received. In 2010, an invoice of \$9,224 for this service was charged to a different account.

Prepared by: Lippai

United Water Rhode Island Inc.
Docket No. 4255
Summary of "Outside Services - Other"
Account Number 91350

2010		Description of Service
ABSO	119.50	employee background checks
ADP	1,457.83	misc Payroll/HR services
ADVANTAGE IQ INC	411.45	utility outsourcing
LEXIS-NEXIS	30.50	pre-employment drug testing
AONACTUFEE	3,200.00	actuary
SUCCESS FACTORS	355.30	online service managing company STIP
PRINT SOURCE	62.60	printing services - PUC report
TELEVOX SOFTWARE INC	99.01	set up fee
RCM TECH	(16.51)	N/A
Total	5,719.68	
2009		
ABSO	89.25	employee background checks
ADP	1,801.81	misc Payroll/HR services
ADVANTAGE IQ INC	205.92	utility outsourcing
CHOICEPOINT	30.50	pre-employment testing
DRAPER ASSOCIATES INC	2,832.00	United Water Cares mailing
AONACTUFEE	1,989.00	actuary
PRINT SOURCE	56.12	printing services - PUC report
RCM TECH	16.51	N/A
SOUTHERN RHODE ISLAND NEWSPAPE	306.40	local newspaper
SUCCESS FACTORS	450.09	online service managing company STIP
SALES & USE TAX	198.24	N/A
Total	7,975.84	
2008		
ADP INC	1,987.26	misc Payroll/HR services
ATLANTIC STATES RURAL WATER &	500.00	assist with CCR
BROADCAST MONITORS	95.23	clip
DRAPER ASSOCIATES INC	9,314.87	consumer confidence reports; document printing/mailing
OC TANNER	36.45	HR employee service/performance awards
AONACTUFEE	2,900.00	actuary
SUCCESS FACTORS	157.76	online service managing company STIP
PRINT SOURCE	93.52	printing services - PUC report
SOUTHERN RHODE ISLAND NEWSPAPE	275.76	local newspaper
WH HOLLAND ELECTRIC INC	334.08	fire alarm panel
Total	15,694.93	

Begin Date = 2008-01-01, End Date=2010-12-31, BUSINESS UNIT=00061 SUB A/ 344

Unit	Journal ID	Date	Control	Sub Acct	Detail Acct	DeptID	Amount	Long Descr	Line #	Status	User	Posted	PC Bus U	Project	Activity	Source Typ	Category	An Ty	Ledger Grp	Ref	Line Descr	
00061	ACCRHRIS	1/1/2008	600	91350	IT_HRIS	415	(65.74)	ACCURIE ADP HRIS	9	P	MCCONNOR	12/30/2007									ACTUALS	Outside service - other
00061	APV0272503	1/7/2008	600	91350	IT_ADP	515	42.94	AP Vouchers	3	P	PSBATCH	1/12/2008									ACTUALS	AUTOMATIC DATA PROCESSING
00061	APV0272506	1/10/2008	600	91350	IT_ADP	515	1.05	AP Vouchers	1	P	PSBATCH	1/12/2008									ACTUALS	AUTOMATIC DATA PROCESSING
00061	44	1/15/2008	600	91350	IT_HRIS	415	43.41	to record closing reqs	2	P	DURDAJ	1/12/2008	00061	REGOP600_061	923000	PROFS	PROFO	GLE	ACTUALS	00065409	Outside service - other	
00061	44	1/15/2008	600	91350	IT_HRIS	950	631.62	to record closing reqs	3	P	DURDAJ	1/12/2008	00061	REGOP600_061	923020	PROFS	PROFO	GLE	ACTUALS	00065541	Outside service - other	
00061	APV0272810	1/17/2008	600	91350	IT_ADP	400	334.08	AP Vouchers	11	P	PSBATCH	1/19/2008	00061	REGOP600_061	930200	PROFS	PROFO	ACT	ACTUALS	00011554	WH HOLLAND ELECTRIC INC	
00061	APV0272811	1/18/2008	600	91350	IT_ADP	515	21.63	AP Vouchers	1	P	PSBATCH	1/19/2008									ACTUALS	AUTOMATIC DATA PROCESSING
00061	APV0273594	1/24/2008	600	91350	IT_HRIS	415	19.88	AP Vouchers	5	P	PSBATCH	1/24/2008									ACTUALS	AUTOMATIC DATA PROCESSING
00061	APV0273594	1/24/2008	600	91350	IT_HRIS	415	47.42	AP Vouchers	3	P	PSBATCH	1/24/2008									ACTUALS	AUTOMATIC DATA PROCESSING
00061	APV0274247	2/1/2008	600	91350	IT_ADP	515	44.76	AP Vouchers	3	P	PSBATCH	2/5/2008									ACTUALS	AUTOMATIC DATA PROCESSING
00061	APV0274247	2/1/2008	600	91350	IT_ADP	515	3.00	AP Vouchers	5	P	PSBATCH	2/5/2008									ACTUALS	AUTOMATIC DATA PROCESSING
00061	APV0274452	2/5/2008	600	91350	IT_ADP	950	271.62	AP Vouchers	10	P	PSBATCH	2/11/2008									ACTUALS	SUCCESS FACTORS
00061	APV0274452	2/5/2008	600	91350	IT_HRIS	415	43.63	AP Vouchers	2	P	PSBATCH	2/11/2008									ACTUALS	AUTOMATIC DATA PROCESSING
00061	APV0274451	2/8/2008	600	91350	IT_ADP	515	32.84	AP Vouchers	6	P	PSBATCH	2/11/2008									ACTUALS	AUTOMATIC DATA PROCESSING
00061	RCLSEXP	2/15/2008	600	91350	IT_ADP	950	(271.62)	RECLASS EXPENSES TO PREPAID ACCT	10	P	AGELLIBERT	2/28/2008									ACTUALS	Outside service - other
00061	45	2/15/2008	600	91350	IT_HRIS	950	(631.62)	to reverse closing reqs J44 Jan	3	P	DURDAJ	2/4/2008	00061	REGOP600_061	923000	PROFS	PROFO	GLE	ACTUALS	00066072	Outside service - other	
00061	45	2/15/2008	600	91350	IT_HRIS	415	(43.41)	to reverse closing reqs J44 Jan	2	P	DURDAJ	2/4/2008	00061	REGOP600_061	923000	PROFS	PROFO	GLE	ACTUALS	00066193	Outside service - other	
00061	APV0276262	3/1/2008	600	91350	IT_ADP	515	86.80	AP Vouchers	3	P	PSBATCH	3/8/2008									ACTUALS	AUTOMATIC DATA PROCESSING
00061	APV0276262	3/1/2008	600	91350	IT_ADP	515	67.96	AP Vouchers	5	P	PSBATCH	3/8/2008									ACTUALS	AUTOMATIC DATA PROCESSING
00061	APV0276264	3/5/2008	600	91350	IT_ADP	515	44.59	AP Vouchers	4	P	PSBATCH	3/8/2008									ACTUALS	AUTOMATIC DATA PROCESSING
00061	S010	3/15/2008	600	91350	ACONACTUFEE	000	700.00	Intercompany OPEB Admin Fee	10	P	GRAHAMM	3/17/2008									ACTUALS	Outside service - other
00061	APV0277061	3/19/2008	600	91350	IT_ADP	515	52.91	AP Vouchers	2	P	PSBATCH	3/22/2008									ACTUALS	AUTOMATIC DATA PROCESSING
00061	APV0277413	3/25/2008	600	91350	IT_ADP	515	23.01	AP Vouchers	4	P	PSBATCH	3/25/2008									ACTUALS	AUTOMATIC DATA PROCESSING
00061	APV0277413	3/25/2008	600	91350	IT_ADP	515	74.45	AP Vouchers	2	P	PSBATCH	3/25/2008									ACTUALS	AUTOMATIC DATA PROCESSING
00061	APV0278250	4/2/2008	600	91350	IT_HRIS	415	43.63	AP Vouchers	4	P	PSBATCH	4/5/2008									ACTUALS	AUTOMATIC DATA PROCESSING
00061	APV0278250	4/2/2008	600	91350	IT_HRIS	415	28.33	AP Vouchers	2	P	PSBATCH	4/5/2008									ACTUALS	AUTOMATIC DATA PROCESSING
00061	APV0278480	4/8/2008	600	91350	IT_ADP	400	69.44	AP Vouchers	12	P	PSBATCH	4/12/2008	00061	REGOP600_061	930200	SUPPL	OTSUP	ACT	ACTUALS	00011739	PRINT SOURCE	
00061	33	4/15/2008	600	91350	IT_HRIS	415	66.57	to record closing reqs	2	P	DURDAJ	4/30/2008									ACTUALS	Outside service - other
00061	33	5/1/2008	600	91350	IT_HRIS	415	(66.57)	to record closing reqs	2	P	DURDAJ	4/30/2008									ACTUALS	Outside service - other
00061	APV0280339	5/2/2008	600	91350	IT_HRIS	415	67.88	AP Vouchers	6	P	PSBATCH	5/3/2008									ACTUALS	ADP INC
00061	APV0280339	5/2/2008	600	91350	IT_ADP	515	44.90	AP Vouchers	2	P	PSBATCH	5/3/2008									ACTUALS	AUTOMATIC DATA PROCESSING
00061	APV0280339	5/2/2008	600	91350	IT_ADP	515	44.59	AP Vouchers	4	P	PSBATCH	5/3/2008									ACTUALS	AUTOMATIC DATA PROCESSING
00061	APV0280625	5/5/2008	600	91350	IT_ADP	400	24.08	AP Vouchers	21	P	PSBATCH	5/10/2008	00061	REGOP600_061	930200	SUPPL	OTSUP	ACT	ACTUALS	00011797	PRINT SOURCE	
00061	APV0280627	5/7/2008	600	91350	IT_HRIS	415	67.64	AP Vouchers	2	P	PSBATCH	5/10/2008									ACTUALS	ADP INC
00061	APV0280628	5/8/2008	600	91350	IT_ADP	515	44.87	AP Vouchers	5	P	PSBATCH	5/10/2008									ACTUALS	AUTOMATIC DATA PROCESSING
00061	APV0280629	5/9/2008	600	91350	IT_ADP	515	3.00	AP Vouchers	2	P	PSBATCH	5/10/2008									ACTUALS	AUTOMATIC DATA PROCESSING
00061	32	5/15/2008	600	91350	IT_ADP	515	44.77	to record closing reqs	2	P	DURDAJ	5/30/2008	00061	AS000_061	00000	ADMIN	OTADM	GLE	ACTUALS	00068797	Outside service - other	
00061	32	6/1/2008	600	91350	IT_ADP	515	(44.77)	to record closing reqs	2	P	DURDAJ	5/30/2008	00061	AS000_061	00000	ADMIN	OTADM	GLE	ACTUALS	00068792	Outside service - other	
00061	APV0282460	6/2/2008	600	91350	IT_ADP	515	44.90	AP Vouchers	2	P	PSBATCH	6/7/2008									ACTUALS	AUTOMATIC DATA PROCESSING
00061	APV0282939	6/11/2008	600	91350	IT_ADP	515	44.77	AP Vouchers	10	P	PSBATCH	6/14/2008									ACTUALS	AUTOMATIC DATA PROCESSING
00061	APV0282940	6/13/2008	600	91350	IT_ADP	515	500.00	AP Vouchers	2	P	PSBATCH	6/14/2008	00061	REGOP600_061	930200	PROFS	PROFO	ACT	ACTUALS	00068549	ATLANTIC STATES RURAL WATER &	
00061	S010	6/15/2008	600	91350	ACONACTUFEE	000	800.00	Intercompany OPEB Admin Fee	10	P	GRAHAMM	6/11/2008									ACTUALS	Outside service - other
00061	APV0283071	6/17/2008	600	91350	IT_ADP	515	1.05	AP Vouchers	2	P	PSBATCH	6/21/2008									ACTUALS	AUTOMATIC DATA PROCESSING
00061	APV0283073	6/19/2008	600	91350	IT_HRIS	415	66.90	AP Vouchers	18	P	PSBATCH	6/21/2008									ACTUALS	ADP INC
00061	APV0284707	7/11/2008	600	91350	IT_ADP	515	44.90	AP Vouchers	8	P	PSBATCH	7/12/2008									ACTUALS	AUTOMATIC DATA PROCESSING
00061	31	7/15/2008	600	91350	IT_ADP	515	21.60	to record closing reqs	1	P	DURDAJ	7/31/2008	00061	REGOP600_061	923000	ADMIN	OTADM	GLE	ACTUALS	00069133	Outside service - other	
00061	APV0285690	7/21/2008	600	91350	IT_HRIS	415	65.54	AP Vouchers	10	P	PSBATCH	7/25/2008									ACTUALS	ADP INC
00061	APV0285690	7/21/2008	600	91350	IT_ADP	405	9,314.87	AP Vouchers	11	P	PSBATCH	7/25/2008									ACTUALS	DRAPER ASSOCIATES INC
00061	APV0285690	7/21/2008	600	91350	IT_ADP	415	36.45	AP Vouchers	12	P	PSBATCH	7/25/2008									ACTUALS	OC TANNER
00061	31	8/1/2008	600	91350	IT_ADP	515	(21.60)	to record closing reqs	1	P	DURDAJ	7/31/2008	00061	REGOP600_061	923000	ADMIN	OTADM	GLE	ACTUALS	00069323	Outside service - other	
00061	APV0286711	8/6/2008	600	91350	IT_ADP	515	21.62	AP Vouchers	25	P	PSBATCH	8/9/2008									ACTUALS	AUTOMATIC DATA PROCESSING
00061	APV0286962	8/12/2008	600	91350	IT_ADP	515	58.00	AP Vouchers	10	P	PSBATCH	8/16/2008									ACTUALS	AUTOMATIC DATA PROCESSING
00061	APV0286962	8/12/2008	600	91350	IT_ADP	515	0.50	AP Vouchers	11	P	PSBATCH	8/16/2008									ACTUALS	AUTOMATIC DATA PROCESSING
00061	APV0287277	8/19/2008	600	91350	IT_ADP	515	44.88	AP Vouchers	7	P	PSBATCH	8/23/2008									ACTUALS	ADP INC
00061	APV0287277	8/19/2008	600	91350	IT_HRIS	415	65.76	AP Vouchers	6	P	PSBATCH	8/23/2008									ACTUALS	AUTOMATIC DATA PROCESSING
00061	APV0287277	8/19/2008	600	91350	IT_ADP	515	44.90	AP Vouchers	8	P	PSBATCH	8/23/2008									ACTUALS	AUTOMATIC DATA PROCESSING
00061	APV0289097	9/10/2008	600	91350	IT_ADP	400	275.76	AP Vouchers	42	P	PSBATCH	9/13/2008	00061	REGOP600_061	930200	MISC	OTINC	ACT	ACTUALS	00011209	SOUTHERN RHODE ISLAND NEWSPEA	
00061	APV0289097	9/10/2008	600	91350	IT_ADP	515	21.62	AP Vouchers	39	P	PSBATCH	9/13/2008									ACTUALS	AUTOMATIC DATA PROCESSING
00061	APV0289097	9/10/2008	600	91350	IT_ADP	515	21.62	AP Vouchers	41	P	PSBATCH	9/13/2008									ACTUALS	AUTOMATIC DATA PROCESSING
00061	APV0289293	9/13/2008	600	91350	IT_ADP	515	1.05	AP Vouchers	2	P	PSBATCH	9/13/2008									ACTUALS	AUTOMATIC DATA PROCESSING
00061	S010	9/15/2008	600	91350	ACONACTUFEE	000	700.00	Intercompany OPEB Admin Fee	10	P	GRAHAMM	9/17/2008									ACTUALS	Outside service - other
00061	APV0289838	9/24/2008	600	91350	IT_HRIS	415	19.76	AP Vouchers	2	P	PSBATCH	9/25/2008									ACTUALS	ADP INC
00061	APV0290609	10/1/2008	600	91350	IT_HRIS	405	95.23	AP Vouchers	23	P	PSBATCH	10/4/2008	00061	REGOP600_061	923000	PROFS	PROFO	ACT	ACTUALS	00070513	BROADCAST MONITORS	
00061	APV0291332	10/14/2008	600	91350	IT_ADP	515	21.62	AP Vouchers	3	P	PSBATCH	10/18/2008									ACTUALS	AUTOMATIC DATA PROCESSING
00061	APV0291332	10/14/2008	600	91350	IT_ADP	515	21.62	AP Vouchers	4	P	PSBATCH	10/18/2008									ACT	

00001	ACCRADPHRI	11/1/2009	600	91350	IT_HRIS	415	(236.95) To accrue ADPHRIS invoices 12/2008	9	P	CMIRABAL	12/28/2008							ACTUALS		Outside service - other
00001	ACCRADP	11/1/2009	600	91350	IT_ADP	000	(44.65) To accrue ADP invoices 12/2008	9	P	CMIRABAL	12/24/2008							ACTUALS		Outside service - other
00001	APV0297689	1/6/2009	600	91350	IT_ADP	515		3	P	PSBTACH	1/10/2009							ACTUALS	00072290	AUTOMATIC DATA PROCESSING
00001	APV0297689	1/6/2009	600	91350	IT_ADP	515	1.05 AP Vouchers	5	P	PSBTACH	1/10/2009							ACTUALS	00072300	AUTOMATIC DATA PROCESSING
00001	APV0297689	1/6/2009	600	91350	IT_HRIS	415	52.10 AP Vouchers	8	P	PSBTACH	1/10/2009							ACTUALS	00072244	AUTOMATIC DATA PROCESSING
00001	AMORSUCFAC	1/15/2009	600	91350	OTHER	000	22.54 to amortize sucess factor costs 01/2009	9	P	ARAJAGOPALAN	1/27/2009							ACTUALS		Outside service - other
00001	ACRADPHRIS	1/15/2009	600	91350	IT_HRIS	415	236.96 To accrue ADP IT_HRIS invoices Y2008	9	P	CMIRABAL	2/2/2009							ACTUALS		Outside service - other
00001	ACRADPHRIS	2/1/2009	600	91350	IT_HRIS	415	(236.55) To accrue ADP IT_HRIS invoices Y2008	9	P	MOCONNOR	2/2/2009							ACTUALS		Outside service - other
00001	APV0299576	2/2/2009	600	91350	IT_ADP	515	43.90 AP Vouchers	16	P	PSBTACH	2/7/2009							ACTUALS	00072703	AUTOMATIC DATA PROCESSING
00001	APV0299576	2/2/2009	600	91350	IT_ADP	515	43.88 AP Vouchers	17	P	PSBTACH	2/7/2009							ACTUALS	00072701	AUTOMATIC DATA PROCESSING
00001	APV0301229	2/6/2009	600	91350	IT_ADP	515	8.34 AP Vouchers	4	P	PSBTACH	2/14/2009							ACTUALS	00072760	AUTOMATIC DATA PROCESSING
00001	AMORSUCFAC	2/15/2009	600	91350	OTHER	000	22.54 to amortize sucess factor costs 02/2009	9	P	ARAJAGOPALAN	2/26/2009							ACTUALS		Outside service - other
00001	APV0300716	2/18/2009	600	91350	IT_ADP	515	36.39 AP Vouchers	6	P	PSBTACH	2/21/2009							ACTUALS		AUTOMATIC DATA PROCESSING
00001	APV0302186	3/12/2009	600	91350	IT_ADP	515	33.34 AP Vouchers	13	P	PSBTACH	3/14/2009							ACTUALS	00072942	AUTOMATIC DATA PROCESSING
00001	APV0302186	3/12/2009	600	91350	IT_ADP	515	21.80 AP Vouchers	12	P	PSBTACH	3/14/2009							ACTUALS	00073340	AUTOMATIC DATA PROCESSING
00001	S010	3/15/2009	600	91350	ADONACTFEE	000	800.00 Intercompany OPEB Admin Fee for Q1of 2009	10	P	AREN	3/17/2009							ACTUALS	00073336	AUTOMATIC DATA PROCESSING
00001	AMORSUCFAC	3/15/2009	600	91350	OTHER	000	22.54 to amortize sucess factor costs 03/2009	9	P	ARAJAGOPALAN	3/27/2009							ACTUALS		Outside service - other
00001	32	3/15/2009	600	91350	IT_ADP	515	241.88 Closing REQS	1	P	DURDAJ	3/31/2009							ACTUALS		Outside service - other
00001	APV0302631	3/20/2009	600	91350	IT_ADP	515	33.39 AP Vouchers	7	P	PSBTACH	3/22/2009							ACTUALS		AUTOMATIC DATA PROCESSING
00001	APV0304118	4/1/2009	600	91350	IT_ADP	515	145.18 AP Vouchers	11	P	PSBTACH	4/14/2009							ACTUALS	00073754	AUTOMATIC DATA PROCESSING
00001	APV0304118	4/1/2009	600	91350	IT_ADP	515	31.68 AP Vouchers	10	P	PSBTACH	4/14/2009							ACTUALS	00073755	AUTOMATIC DATA PROCESSING
00001	APV0304118	4/1/2009	600	91350	IT_ADP	515	65.15 AP Vouchers	9	P	PSBTACH	4/14/2009							ACTUALS	00073756	AUTOMATIC DATA PROCESSING
00001	32	4/1/2009	600	91350	IT_ADP	515	(241.83) Closing REQS	1	P	DURDAJ	3/31/2009							ACTUALS		Outside service - other
00001	APV0304746	4/13/2009	600	91350		400	56.12 AP Vouchers	13	P	PSBTACH	4/18/2009	00001	REGOP600_061	930200	SUPPL	OTSUP	ACT	ACTUALS	00012742	PRINT SOURCE
00001	AMORSUCFAC	4/15/2009	600	91350	OTHER	000	22.54 to amortize sucess factor costs 04/2009	9	P	ARAJAGOPALAN	4/29/2009							ACTUALS		Outside service - other
00001	ACCRADP	4/15/2009	600	91350	IT_HRIS	415	439.94 To accrue ADP IT HRIS Sep oct Dec 2008 and Je	9	P	ARAJAGOPALAN	4/29/2009							ACTUALS		Outside service - other
00001	APV0305609	4/20/2009	600	91350	IT_ADP	515	31.68 AP Vouchers	6	P	PSBTACH	4/25/2009							ACTUALS	00074161	AUTOMATIC DATA PROCESSING
00001	APV0305609	4/22/2009	600	91350	IT_ADP	515	34.74 AP Vouchers	2	P	PSBTACH	4/25/2009							ACTUALS	00074170	AUTOMATIC DATA PROCESSING
00001	ACCRADP	5/1/2009	600	91350	IT_HRIS	415	(435.84) To accrue ADP IT HRIS Sep oct Dec 2008 and Je	9	P	CMIRABAL	4/29/2009							ACTUALS		Outside service - other
00001	APV0306882	5/1/2009	600	91350	IT_HRIS	415	15.95 AP Vouchers	10	P	PSBTACH	5/16/2009							ACTUALS	00074568	ADP INC
00001	APV0306882	5/1/2009	600	91350	IT_ADP	515	31.74 AP Vouchers	15	P	PSBTACH	5/16/2009							ACTUALS	00074599	AUTOMATIC DATA PROCESSING
00001	APV0306882	5/11/2009	600	91350	IT_HRIS	415	52.74 AP Vouchers	14	P	PSBTACH	5/16/2009							ACTUALS	00074598	ADP INC
00001	APV0306882	5/11/2009	600	91350	IT_HRIS	415	58.75 AP Vouchers	12	P	PSBTACH	5/16/2009							ACTUALS	00074597	ADP INC
00001	APV0306882	5/11/2009	600	91350	IT_HRIS	415	58.48 AP Vouchers	11	P	PSBTACH	5/16/2009							ACTUALS	00074575	ADP INC
00001	APV0306882	5/11/2009	600	91350	IT_HRIS	415	36.40 AP Vouchers	13	P	PSBTACH	5/16/2009							ACTUALS	00074596	ADP INC
00001	35	5/15/2009	600	91350	IT_HRIS	415	52.57 to record closing reqs	9	P	DURDAJ	5/29/2009							ACTUALS		Outside service - other
00001	ACCRADP	5/15/2009	600	91350	IT_HRIS	415	241.69 To accrue ADP IT HRIS sep oct dec 2008 and m	9	P	ARAJAGOPALAN	5/28/2009							ACTUALS		Outside service - other
00001	AMORSUCFAC	5/15/2009	600	91350	OTHER	000	22.54 to amortize sucess factor costs 05/2009	9	P	ARAJAGOPALAN	5/27/2009							ACTUALS		Outside service - other
00001	APV0307577	5/21/2009	600	91350	IT_ADP	515	31.73 AP Vouchers	8	P	PSBTACH	5/23/2009							ACTUALS	00074796	AUTOMATIC DATA PROCESSING
00001	APV0308521	6/1/2009	600	91350	IT_HRIS	415	52.56 AP Vouchers	12	P	PSBTACH	6/8/2009							ACTUALS	00074958	ADP INC
00001	35	6/1/2009	600	91350	IT_HRIS	415	(52.57) to record closing reqs	9	P	DURDAJ	5/29/2009							ACTUALS		Outside service - other
00001	ACCRADP	6/1/2009	600	91350	IT_HRIS	415	(241.69) To accrue ADP IT HRIS sep oct dec 2008 and m	9	P	CMIRABAL	5/28/2009							ACTUALS		Outside service - other
00001	ACCRADP	6/1/2009	600	91350	IT_HRIS	415	51.97 To accrue ADP IT HRIS oct, dec 2008 ,may and j	1	P	DURDAJ	6/30/2009							ACTUALS		Outside service - other
00001	ACCRADP	6/15/2009	600	91350	IT_HRIS	415	236.17 To accrue ADP IT HRIS oct, dec 2008 ,may and j	9	P	ARAJAGOPALAN	6/29/2009							ACTUALS		Outside service - other
00001	S010	6/15/2009	600	91350	ADONACTFEE	000	800.00 Intercompany OPEB Admin Fee for Q1of 2009	10	P	AREN	6/24/2009							ACTUALS		Outside service - other
00001	APV0310330	6/22/2009	600	91350	IT_ADP	515	18.78 AP Vouchers	11	P	PSBTACH	6/25/2009							ACTUALS		Outside service - other
00001	APV0310330	6/22/2009	600	91350	IT_ADP	515	31.74 AP Vouchers	12	P	PSBTACH	6/25/2009							ACTUALS	00075484	AUTOMATIC DATA PROCESSING
00001	APV0310330	6/22/2009	600	91350	IT_ADP	515	11.74 AP Vouchers	10	P	PSBTACH	6/25/2009							ACTUALS	00075492	AUTOMATIC DATA PROCESSING
00001	ACCRADP	7/1/2009	600	91350	IT_HRIS	415	(236.17) To accrue ADP IT HRIS oct, dec 2008 ,may and j	9	P	CMIRABAL	6/29/2009							ACTUALS	00075485	AUTOMATIC DATA PROCESSING
00001	33	7/1/2009	600	91350	IT_HRIS	415	(51.97) to record closing reqs	1	P	DURDAJ	6/30/2009							ACTUALS		Outside service - other
00001	APV0310870	7/2/2009	600	91350	IT_ADP	515	30.08 AP Vouchers	2	P	PSBTACH	7/14/2009							ACTUALS	00075841	AUTOMATIC DATA PROCESSING
00001	APV0311120	7/9/2009	600	91350	IT_HRIS	415	52.99 AP Vouchers	8	P	PSBTACH	7/11/2009							ACTUALS	00075955	ADP INC
00001	ACCRADP	7/15/2009	600	91350	IT_HRIS	415	156.52 To accrue ADP IT HRIS Oct(partial),dec2008,and	9	P	ARAJAGOPALAN	7/31/2009							ACTUALS		Outside service - other
00001	RCL16599	7/15/2009	600	91350		950	224.89 To releass AP miscoding for Success Factors frc	1	P	SFENG	7/30/2009							ACTUALS		Outside service - other
00001	APV0312481	7/20/2009	600	91350	IT_ADP	515	30.08 AP Vouchers	2	P	PSBTACH	7/25/2009							ACTUALS	00076095	AUTOMATIC DATA PROCESSING
00001	APV0312483	7/22/2009	600	91350		400	27.72 AP Vouchers	2	P	PSBTACH	7/25/2009							ACTUALS	00076136	ADVANTAGE IQ INC
00001	APV0312485	7/24/2009	600	91350	IT_HRIS	415	36.82 AP Vouchers	9	P	PSBTACH	7/25/2009							ACTUALS	00076263	ADP INC
00001	APV0312485	7/24/2009	600	91350	IT_HRIS	415	15.95 AP Vouchers	9	P	PSBTACH	7/25/2009							ACTUALS	00076273	ADP INC
00001	APV0312485	7/24/2009	600	91350	IT_HRIS	415	15.27 AP Vouchers	13	P	PSBTACH	7/25/2009							ACTUALS	00076274	ADP INC
00001	APV0313011	8/1/2009	600	91350	IT_ADP	515	32.76 AP Vouchers	9	P	PSBTACH	8/1/2009							ACTUALS	00076342	AUTOMATIC DATA PROCESSING
00001	ACCRADP	8/1/2009	600	91350	IT_HRIS	415	(156.52) To accrue ADP IT HRIS Oct(partial),dec2008,and	9	P	MOCONNOR	7/31/2009							ACTUALS		Outside service - other
00001	APV0313660	8/12/2009	600	91350		400	35.84 AP Vouchers	13	P	PSBTACH	8/15/2009							ACTUALS		ADVANTAGE IQ INC
00001	ACCRADP	8/15/2009	600	91350	IT_HRIS	415	214.46 To accrue ADP IT HRIS Oct(partial),dec2008 ,Jul	9	P	ARAJAGOPALAN	8/27/2009							ACTUALS	00076591	Outside service - other
00001	ACCRADP	8/15/2009	600	91350	IT_HRIS	415	(214.46) To accrue ADP IT HRIS Oct(partial),dec2008 ,Jul	9	P	CMIRABAL	8/27/2009							ACTUALS		Outside service - other
00001	APV0315472	9/1/2009	600	91350	IT_ADP	515	30.07 AP Vouchers	30	P	PSBTACH	9/5/2009							ACTUALS	00076902	AUTOMATIC DATA PROCESSING
00001	APV0315472	9/1/2009	600	91350	IT_ADP	515	30.07 AP Vouchers	29	P	PSBTACH	9/5/2009							ACTUALS	00076901	AUTOMATIC DATA PROCESSING
00001	APV0315472	9/1/2009	600	91350	IT_ADP	515	0.50 AP Vouchers	28	P	PSBTACH	9/5/2009							ACTUALS	00076943	AUTOMATIC DATA PROCESSING
00001	APV0316200	9/14/2009	600	91350	IT_ADP	515	33.68 AP Vouchers	7	P	PSBTACH	9/19/2009							ACTUALS	00077093	AUTOMATIC DATA PROCESSING
00001	S010	9/15/2009	600	91350	ADONACTFEE	000	800.00 Intercompany OPEB Admin Fee for Q1of 2009	10	P	AREN	9/22/2009							ACTUALS		Outside service - other
00001	ACCRADP	9/15/2009	600	91350	IT_HRIS	415	272.40 To accrue ADP IT HRIS Oct(partial),dec2008 ,Jul	9	P	ARAJAGOPALAN	9/28/2009							ACTUALS		Outside service - other
00001	37	9/15/2009	600	9135																

00061	ACCRADP	11/1/2009	600	91350	IT_HRIS	415	(231.75) To accrue ADP IT HRIS July2009 to Oct 2009	9	P	CMIRABAL	10/28/2009							ACTUALS			Outside service - other
00061	APV0320178	11/1/2009	600	91350	IT_ADP	515	31.85 AP Vouchers	14	P	PSBATC	11/7/2009							ACTUALS	00078001	ADP INC	
00061	APV0320178	11/1/2009	600	91350	IT_HRIS	415	51.29 AP Vouchers	15	P	PSBATC	11/7/2009							ACTUALS	00077971	ADP INC	
00061	31	11/1/2009	600	91350	IT_HRIS	415	(50.04) To record closing reqs	1	P	DURDAJ	10/30/2009							ACTUALS			Outside service - other
00061	APV0320179	11/2/2009	645	91350		300	2,460.00 AP Vouchers	9	P	PSBATC	11/7/2009	00061	REGOP545_061	905000	PROFS	PROFO	ACT	ACTUALS	00013095	DRAPER ASSOCIATES INC	
00061	APV0320179	11/2/2009	645	91350		300	372.00 AP Vouchers	8	P	PSBATC	11/7/2009	00061	REGOP545_061	905000	PROFS	PROFO	ACT	ACTUALS	00013094	DRAPER ASSOCIATES INC	
00061	APV0320182	11/5/2009	600	91350	IT_ADP	515	34.62 AP Vouchers	14	P	PSBATC	11/7/2009							ACTUALS	00078178	ADP INC	
00061	APV0320615	11/9/2009	600	91350	IT_HRIS	415	51.02 AP Vouchers	13	P	PSBATC	11/14/2009							ACTUALS	00078224	ADP INC	
00061	APV0320616	11/10/2009	600	91350		400	35.64 AP Vouchers	6	P	PSBATC	11/14/2009							ACTUALS	00078286	ADVANTAGE IQ INC	
00061	35	11/15/2009	545	91350		300	198.24 To record use tax for November 09	1	P	DURDAJ	11/20/2009	00061	REGOP545_061	905000	PROFS	PROFO	GLE	ACTUALS			Outside service - other
00061	ACCRADP	11/15/2009	600	91350	IT_HRIS	415	173.82 To accrue ADP IT HRIS Sept,Oct,Nov 2009	9	P	ARAJAGOPALAN	11/23/2009							ACTUALS			Outside service - other
00061	ACCRADP	12/1/2009	600	91350	IT_HRIS	415	(173.62) To accrue ADP IT HRIS Sept,Oct,Nov 2009	9	P	CMIRABAL	11/23/2009							ACTUALS			Outside service - other
00061	APV0323212	12/12/2009	600	91350	IT_ADP	515	31.46 AP Vouchers	6	P	PSBATC	12/19/2009							ACTUALS	00078801	ADP INC	
00061	APV0323212	12/12/2009	600	91350	IT_ADP	515	1.01 AP Vouchers	5	P	PSBATC	12/19/2009							ACTUALS	00078802	ADP INC	
00061	APV0323212	12/12/2009	600	91350	IT_ADP	515	31.45 AP Vouchers	4	P	PSBATC	12/19/2009							ACTUALS	00078816	ADP INC	
00061	31	12/15/2009	600	91350	IT_ADP	515	31.41 To record closing reqs	1	P	DURDAJ	12/30/2009							ACTUALS			Outside service - other
00061	S010A	12/15/2009	600	91350	AONACTUFEE	000	(1,211.00) To true up 2009 AON actuarial fee.	10	P	AREN	1/2/2010							ACTUALS			Outside service - other
00061	ACCRADPRCM	12/15/2009	600	91350	OTHER	415	16.51 To accrue invoices from ADP and RCM Tech	55	P	ARAJAGOPALAN	12/29/2009							ACTUALS			RCM Tech
00061	ACCRADP	12/15/2009	600	91350	IT_HRIS	415	231.33 To accrue ADP IT HRIS Sept,Oct,Nov,Dec 2009	9	P	ARAJAGOPALAN	12/24/2009							ACTUALS			Outside service - other
00061	ACCRMARK3	12/15/2009	600	91350	IT_ADP	515	32.23 To accrue invoices in Markview ADP, Jackson Lt	9	P	ARAJAGOPALAN	12/29/2009							ACTUALS			inv 400416626
00061	S010	12/15/2009	600	91350	AONACTUFEE	000	800.00 Intercompany OPEB Admin Fee for Q4of 2009	10	P	AREN	12/31/2009							ACTUALS			Outside service - other
00061	APV0323214	12/15/2009	600	91350		400	35.64 AP Vouchers	16	P	PSBATC	12/19/2009							ACTUALS	00078864	ADVANTAGE IQ INC	
00061	ACCRADPRCM	12/15/2009	600	91350	IT_HRIS	415	130.32 To accrue invoices from ADP and RCM Tech	32	P	ARAJAGOPALAN	12/29/2009							ACTUALS			ADP
00061	ACCRADPRCM	12/15/2009	600	91350	IT_HRIS	415	7.23 To accrue invoices from ADP and RCM Tech	9	P	ARAJAGOPALAN	12/29/2009							ACTUALS			ADPHRMS
00061	APV0323216	12/17/2010	600	91350	IT_ADP	515	19.69 AP Vouchers	11	P	PSBATC	12/19/2009							ACTUALS	00078941	ADP INC	
00061	31	1/1/2010	600	91350	IT_ADP	515	(31.41) To record closing reqs	1	P	DURDAJ	12/30/2009							ACTUALS			Outside service - other
00061	APV0324314	1/1/2010	600	91350	IT_ADP	515	31.45 AP Vouchers	11	P	PSBATC	1/2/2010							ACTUALS	00079109	ADP INC	
00061	ACCRMARK3	1/1/2010	600	91350	IT_ADP	515	(32.23) To accrue invoices in Markview ADP, Jackson Lt	9	P	CMIRABAL	12/29/2009							ACTUALS			inv 400416626
00061	ACCRADPRCM	1/1/2010	600	91350	OTHER	415	(16.51) To accrue invoices from ADP and RCM Tech	55	P	CMIRABAL	12/29/2009							ACTUALS			RCM Tech
00061	ACCRADPRCM	1/1/2010	600	91350	IT_HRIS	415	(130.32) To accrue invoices from ADP and RCM Tech	32	P	CMIRABAL	12/29/2009							ACTUALS			ADP
00061	ACCRADPRCM	1/1/2010	600	91350	IT_HRIS	415	(7.23) To accrue invoices from ADP and RCM Tech	9	P	CMIRABAL	12/29/2009							ACTUALS			ADPHRMS
00061	ACCRADP	1/1/2010	600	91350	IT_HRIS	415	(231.33) To accrue ADP IT HRIS Sept,Oct,Nov,Dec 2009	9	P	CMIRABAL	12/24/2009							ACTUALS			Outside service - other
00061	APV0325006	1/12/2010	600	91350	IT_HRIS	415	20.45 AP Vouchers	23	P	PSBATC	1/16/2010							ACTUALS	00079198	ADP INC	
00061	APV0325006	1/12/2010	600	91350	IT_HRIS	415	9.43 AP Vouchers	24	P	PSBATC	1/16/2010							ACTUALS	00079197	ADP INC	
00061	APV0325006	1/12/2010	600	91350	IT_HRIS	415	7.64 AP Vouchers	25	P	PSBATC	1/16/2010							ACTUALS	00079194	ADP INC	
00061	APV0325006	1/12/2010	600	91350	IT_HRIS	415	20.38 AP Vouchers	26	P	PSBATC	1/16/2010							ACTUALS	00079193	ADP INC	
00061	APV0325006	1/12/2010	600	91350	IT_HRIS	415	7.66 AP Vouchers	22	P	PSBATC	1/16/2010							ACTUALS	00079199	ADP INC	
00061	APV0325006	1/12/2010	600	91350	IT_HRIS	415	20.44 AP Vouchers	20	P	PSBATC	1/16/2010							ACTUALS	00079201	ADP INC	
00061	APV0325006	1/12/2010	600	91350	IT_HRIS	415	9.54 AP Vouchers	19	P	PSBATC	1/16/2010							ACTUALS	00079202	ADP INC	
00061	APV0325006	1/12/2010	600	91350	IT_HRIS	415	20.63 AP Vouchers	18	P	PSBATC	1/16/2010							ACTUALS	00079203	ADP INC	
00061	APV0325006	1/12/2010	600	91350	IT_HRIS	415	7.74 AP Vouchers	17	P	PSBATC	1/16/2010							ACTUALS	00079204	ADP INC	
00061	APV0325006	1/12/2010	600	91350	IT_HRIS	415	20.63 AP Vouchers	16	P	PSBATC	1/16/2010							ACTUALS	00079209	ADP INC	
00061	APV0325006	1/12/2010	600	91350	IT_HRIS	415	20.38 AP Vouchers	15	P	PSBATC	1/16/2010							ACTUALS	00079211	ADP INC	
00061	APV0325006	1/12/2010	600	91350	IT_HRIS	415	9.46 AP Vouchers	21	P	PSBATC	1/16/2010							ACTUALS	00079200	ADP INC	
00061	APV0325007	1/13/2010	600	91350		400	35.90 AP Vouchers	34	P	PSBATC	1/16/2010							ACTUALS	00079229	ADVANTAGE IQ INC	
00061	APV0325008	1/14/2010	600	91350	IT_ADP	515	31.44 AP Vouchers	4	P	PSBATC	1/16/2010							ACTUALS	00079267	ADP INC	
00061	ACCRADP	1/15/2010	600	91350	IT_HRIS	415	115.66 To accrue ADP IT HRIS Dec 2009 and Jan 2010	9	P	ARAJAGOPALAN	1/26/2010							ACTUALS			Outside service - other
00061	31	1/15/2010	600	91350	IT_HRIS	415	57.10 To record closing reqs	1	P	DURDAJ	1/29/2010							ACTUALS			Outside service - other
00061	APV0327549	2/1/2010	600	91350	IT_HRIS	415	37.70 AP Vouchers	20	P	PSBATC	2/6/2010							ACTUALS	00079483	ADP INC	
00061	APV0327549	2/1/2010	600	91350	IT_ADP	515	31.40 AP Vouchers	21	P	PSBATC	2/6/2010							ACTUALS	00079527	ADP INC	
00061	ACCRADP	2/1/2010	600	91350	IT_HRIS	415	(115.66) To accrue ADP IT HRIS Dec 2009 and Jan 2010	9	P	CMIRABAL	1/26/2010							ACTUALS			Outside service - other
00061	31	2/1/2010	600	91350	IT_HRIS	415	(57.10) To record closing reqs	1	P	DURDAJ	1/29/2010							ACTUALS			Outside service - other
00061	APV0327550	2/2/2010	600	91350	IT_ADP	515	11.13 AP Vouchers	10	P	PSBATC	2/6/2010							ACTUALS	00079613	ADP INC	
00061	ACCRADP	2/15/2010	600	91350	IT_HRIS	415	136.04 To accrue ADP IT HRIS Dec 2009, Jan 2010part	9	P	ARAJAGOPALAN	2/25/2010							ACTUALS			Outside service - other
00061	APV0329102	2/19/2010	600	91350	IT_ADP	515	31.50 AP Vouchers	2	P	PSBATC	2/20/2010							ACTUALS	00079978	ADP INC	
00061	ACCRADP	3/1/2010	600	91350	IT_HRIS	415	(136.04) To accrue ADP IT HRIS Dec 2009, Jan 2010part	9	P	CMIRABAL	2/25/2010							ACTUALS			Outside service - other
00061	APV0330318	3/1/2010	600	91350		400	35.64 AP Vouchers	33	P	PSBATC	3/6/2010							ACTUALS	00080103	ADVANTAGE IQ INC	
00061	APV0330793	3/11/2010	600	91350	IT_ADP	515	30.74 AP Vouchers	5	P	PSBATC	3/13/2010							ACTUALS	00080296	ADP INC	
00061	APV0330793	3/11/2010	600	91350		400	35.68 AP Vouchers	8	P	PSBATC	3/13/2010							ACTUALS	00080265	ADVANTAGE IQ INC	
00061	APV0330793	3/11/2010	600	91350	IT_HRIS	415	20.52 AP Vouchers	7	P	PSBATC	3/13/2010							ACTUALS	00080274	ADP INC	
00061	APV0330793	3/11/2010	600	91350	IT_ADP	515	146.98 AP Vouchers	6	P	PSBATC	3/13/2010							ACTUALS	00080292	ADP INC	
00061	S010	3/15/2010	600	91350	AONACTUFEE	000	800.00 Quarterly Intercompany OPEB Admin Fee.	10	P	AREN	3/25/2010							ACTUALS			Outside service - other
00061	ACCRADP	3/15/2010	600	91350	IT_HRIS	415	121.05 To accrue ADP IT HRIS Feb and March 2010	9	P	ARAJAGOPALAN	3/30/2010							ACTUALS			Outside service - other
00061	31	3/15/2010	600	91350	IT_ADP	515	61.38 To record closing reqs	1	P	DURDAJ	3/31/2010							ACTUALS			Outside service - other
00061	APV0331700	3/16/2010	600	91350	IT_HRIS	415	18.36 AP Vouchers	17	P	PSBATC	3/20/2010							ACTUALS	00080316	ADP INC	
00061	APV0331700	3/16/2010	600	91350	IT_HRIS	415	33.74 AP Vouchers	18	P	PSBATC	3/20/2010							ACTUALS	00080317	ADP INC	
00061	APV0331701	3/17/2010	600	91350	IT_ADP	515	17.67 AP Vouchers	4	P	PSBATC	3/20/2010							ACTUALS	00080581	ADP INC	
00061	APV0333456	4/1/2010	600	91350	IT_ADP	515	61.46 AP Vouchers	11	P	PSBATC	4/3/2010							ACTUALS	00080497	ADP INC	

00061	APV0337082	5/12/2010	600	91350	IT_ADP	515	31.46	AP Vouchers	6	P	PSBTACH	5/15/2010	ACTUALS	00081257	ADP INC	
00061	ACCADPESC	5/15/2010	600	91350		415	62.70	To accrue ADP ESC Jan to may2010	9	P	ARAJAGOPALAN	5/27/2010	ACTUALS		ADP ESC charge	
00061	ACCRADP	5/15/2010	600	91350	IT_HRIS	415	216.78	To accrue ADP IT HRIS Feb, March, April and M	9	P	ARAJAGOPALAN	5/28/2010	ACTUALS		Outside service - other	
00061	APV0338417	5/18/2010	600	91350		400	35.64	AP Vouchers	2	P	PSBTACH	5/21/2010	ACTUALS	00081371	ADVANTAGE IQ INC	
00061	ACCADPESC	6/1/2010	600	91350		415	(62.70)	To accrue ADP ESC Jan to may2010	9	P	CMIRABAL	5/27/2010	ACTUALS		ADP ESC charge	
00061	ACCRADP	6/1/2010	600	91350	IT_HRIS	415	(216.73)	To accrue ADP IT HRIS Feb, March, April and M	9	P	CMIRABAL	5/28/2010	ACTUALS		Outside service - other	
00061	APV0339535	6/2/2010	600	91350	IT_HRIS	415	34.01	AP Vouchers	2	P	PSBTACH	6/5/2010	ACTUALS	00081561	ADP INC	
00061	APV0339536	6/3/2010	600	91350	IT_HRIS	415	18.51	AP Vouchers	8	P	PSBTACH	6/5/2010	ACTUALS	00081618	ADP INC	
00061	APV0340320	6/14/2010	600	91350		400	38.91	AP Vouchers	16	P	PSBTACH	6/19/2010	ACTUALS	00081762	ADVANTAGE IQ INC	
00061	APV0340320	6/14/2010	600	91350	IT_ADP	515	28.70	AP Vouchers	17	P	PSBTACH	6/19/2010	ACTUALS	00081741	ADP INC	
00061	ACCRADP	6/15/2010	600	91350	IT_HRIS	415	94.25	To accrue ADP IT HRIS Feb (partial) and June 2	9	P	ARAJAGOPALAN	6/28/2010	ACTUALS		Outside service - other	
00061	ACCADPESC	6/15/2010	600	91350		415	75.24	To accrue ADP ESC Jan to June 2010	9	P	ARAJAGOPALAN	6/28/2010	ACTUALS		ADP ESC charge	
00061	31	6/15/2010	600	91350	IT_ADP	515	28.66	to record closing reqs	2	P	DURDAJ	6/29/2010	ACTUALS		Outside service - other	
00061	S010	6/15/2010	600	91350	AONACTUFEE	000	800.00	Quarterly Intercompany OPEB Admin Fee.	10	P	AREN	6/24/2010	ACTUALS		Outside service - other	
00061	APV0341815	6/23/2010	600	91350	IT_HRIS	415	15.44	AP Vouchers	9	P	PSBTACH	6/24/2010	ACTUALS	00081896	ADP INC	
00061	APV0341815	6/23/2010	600	91350	IT_HRIS	415	18.31	AP Vouchers	10	P	PSBTACH	6/24/2010	ACTUALS	00081895	ADP INC	
00061	APV0341815	6/23/2010	600	91350	IT_HRIS	415	18.31	AP Vouchers	11	P	PSBTACH	6/24/2010	ACTUALS	00081894	ADP INC	
00061	APV0341815	6/23/2010	600	91350	IT_HRIS	415	18.50	AP Vouchers	12	P	PSBTACH	6/24/2010	ACTUALS	00081893	ADP INC	
00061	APV0341815	6/23/2010	600	91350	IT_HRIS	415	33.44	AP Vouchers	7	P	PSBTACH	6/24/2010	ACTUALS	00081898	ADP INC	
00061	APV0341815	6/23/2010	600	91350	IT_ADP	515	18.20	AP Vouchers	8	P	PSBTACH	6/24/2010	ACTUALS	00081897	ADP INC	
00061	31	7/1/2010	600	91350	IT_ADP	515	(28.66)	to record closing reqs	2	P	DURDAJ	6/29/2010	ACTUALS		Outside service - other	
00061	APV0342529	7/1/2010	600	91350	IT_HRIS	415	12.59	AP Vouchers	19	P	PSBTACH	7/3/2010	ACTUALS	00081982	ADP INC	
00061	APV0342529	7/1/2010	600	91350	IT_HRIS	415	12.67	AP Vouchers	22	P	PSBTACH	7/3/2010	ACTUALS	00081987	ADP INC	
00061	APV0342529	7/1/2010	600	91350	IT_HRIS	415	23.99	AP Vouchers	21	P	PSBTACH	7/3/2010	ACTUALS	00081986	ADP INC	
00061	APV0342529	7/1/2010	600	91350	IT_HRIS	415	18.50	AP Vouchers	20	P	PSBTACH	7/3/2010	ACTUALS	00081985	ADP INC	
00061	ACCADPESC	7/1/2010	600	91350		415	(75.24)	To accrue ADP ESC Jan to June 2010	9	P	CMIRABAL	6/28/2010	ACTUALS		ADP ESC charge	
00061	ACCRADP	7/1/2010	600	91350	IT_HRIS	415	(84.25)	To accrue ADP IT HRIS Feb (partial) and June 2	9	P	CMIRABAL	6/28/2010	ACTUALS		Outside service - other	
00061	APV0342773	7/6/2010	600	91350	IT_ADP	515	31.48	AP Vouchers	3	P	PSBTACH	7/10/2010	ACTUALS	00082163	ADP INC	
00061	APV0342773	7/6/2010	600	91350	IT_ADP	515	28.68	AP Vouchers	4	P	PSBTACH	7/10/2010	ACTUALS	00082139	ADP INC	
00061	ACCADPESC	7/15/2010	600	91350	IT_HRIS	415	65.25	To accrue ADP ESC Jan, Feb, Mar, June, July 2010	9	P	ARAJAGOPALAN	7/28/2010	ACTUALS		ADP ESC charge	
00061	ACCRADP	7/15/2010	600	91350	IT_HRIS	415	104.17	To accrue ADP IT HRIS June and July 2010	9	P	ARAJAGOPALAN	7/27/2010	ACTUALS		Outside service - other	
00061	39	7/15/2010	600	91350		305	355.30	Success factors reversal	1	P	DURDAJ	7/28/2010	00061 REGOP600_061 930200 PROFS PROFO GLE	ACTUALS		Outside service - other
00061	APV0344307	7/20/2010	600	91350		400	35.64	AP Vouchers	14	P	PSBTACH	7/24/2010	ACTUALS	00082349	ADVANTAGE IQ INC	
00061	APV0344308	7/21/2010	600	91350	IT_ADP	515	29.05	AP Vouchers	8	P	PSBTACH	7/24/2010	ACTUALS	00082391	ADP INC	
00061	ACCADPESC	8/1/2010	600	91350	IT_HRIS	415	(65.25)	To accrue ADP ESC Jan, Feb, Mar, June, July 2010	9	P	CMIRABAL	7/28/2010	ACTUALS		ADP ESC charge	
00061	ACCRADP	8/1/2010	600	91350	IT_HRIS	415	(104.17)	To accrue ADP IT HRIS June and July 2010	9	P	CMIRABAL	7/27/2010	ACTUALS		Outside service - other	
00061	APV0345629	8/5/2010	600	91350	IT_ADP	515	31.72	AP Vouchers	2	P	PSBTACH	8/8/2010	ACTUALS	00082612	ADP INC	
00061	APV0346076	8/9/2010	600	91350		400	39.60	AP Vouchers	6	P	PSBTACH	8/15/2010	ACTUALS	00082644	ADVANTAGE IQ INC	
00061	APV0346078	8/11/2010	600	91350	IT_ADP	515	28.69	AP Vouchers	4	P	PSBTACH	8/15/2010	ACTUALS	00082676	ADP INC	
00061	31	8/15/2010	600	91350		515	28.93	closing reqs	1	P	DURDAJ	8/31/2010	ACTUALS		Outside service - other	
00061	ACCADPESC	8/15/2010	600	91350	IT_HRIS	415	39.56	To accrue ADP ESC Jan, Feb and August	9	P	ARAJAGOPALAN	8/27/2010	ACTUALS		ADP ESC charge	
00061	ACCRADP	8/15/2010	600	91350	IT_HRIS	415	105.68	To accrue ADP IT HRIS July and August 2010	9	P	ARAJAGOPALAN	8/27/2010	ACTUALS		Outside service - other	
00061	APV0346546	8/18/2010	600	91350	IT_HRIS	415	12.63	AP Vouchers	7	P	PSBTACH	8/22/2010	ACTUALS	00082792	ADP INC	
00061	APV0346546	8/18/2010	600	91350	IT_HRIS	415	12.59	AP Vouchers	8	P	PSBTACH	8/22/2010	ACTUALS	00082791	ADP INC	
00061	APV0346548	8/20/2010	600	91350	IT_HRIS	415	14.99	AP Vouchers	17	P	PSBTACH	8/22/2010	ACTUALS	00082825	ADP INC	
00061	APV0346548	8/20/2010	600	91350	IT_HRIS	415	17.90	AP Vouchers	16	P	PSBTACH	8/22/2010	ACTUALS	00082824	ADP INC	
00061	APV0346548	8/20/2010	600	91350	IT_HRIS	415	12.58	AP Vouchers	14	P	PSBTACH	8/22/2010	ACTUALS	00082822	ADP INC	
00061	APV0346548	8/20/2010	600	91350	IT_HRIS	415	17.90	AP Vouchers	15	P	PSBTACH	8/22/2010	ACTUALS	00082823	ADP INC	
00061	31	9/1/2010	600	91350		515	(28.93)	closing reqs	1	P	DURDAJ	8/31/2010	ACTUALS		Outside service - other	
00061	ACCRADP	9/1/2010	600	91350	IT_HRIS	415	(105.68)	To accrue ADP IT HRIS July and August 2010	9	P	CMIRABAL	8/27/2010	ACTUALS		Outside service - other	
00061	APV0348834	9/1/2010	600	91350	IT_HRIS	415	12.70	AP Vouchers	11	P	PSBTACH	9/5/2010	ACTUALS	00083000	ADP INC	
00061	APV0348834	9/1/2010	600	91350	IT_ADP	515	20.66	AP Vouchers	10	P	PSBTACH	9/5/2010	ACTUALS	00083011	ADP INC	
00061	ACCADPESC	9/1/2010	600	91350	IT_HRIS	415	(39.56)	To accrue ADP ESC Jan, Feb and August	9	P	CMIRABAL	8/27/2010	ACTUALS		ADP ESC charge	
00061	APV0348835	9/2/2010	600	91350	IT_ADP	515	28.96	AP Vouchers	12	P	PSBTACH	9/5/2010	ACTUALS	00083110	ADP INC	
00061	APV0348835	9/2/2010	600	91350	IT_ADP	515	8.31	AP Vouchers	11	P	PSBTACH	9/5/2010	ACTUALS	00083107	ADP INC	
00061	APV0349145	9/8/2010	600	91350		400	39.60	AP Vouchers	12	P	PSBTACH	9/12/2010	ACTUALS	00083184	ADVANTAGE IQ INC	
00061	31	9/15/2010	600	91350	IT_HRIS	415	32.77	closing reqs	1	P	DURDAJ	9/30/2010	ACTUALS		Outside service - other	
00061	ACCRADP	9/15/2010	600	91350	IT_HRIS	415	159.28	To accrue ADP IT HRIS July, August and septem	9	P	ARAJAGOPALAN	9/27/2010	ACTUALS		Outside service - other	
00061	S010	9/15/2010	600	91350	AONACTUFEE	000	800.00	Quarterly Intercompany OPEB Admin Fee.	10	P	AREN	9/28/2010	ACTUALS		Outside service - other	
00061	ACCADPESC	9/15/2010	600	91350	IT_ADP	515	40.00	To accrue ADP ESC Jan, August, September	9	P	ARAJAGOPALAN	9/27/2010	ACTUALS		ADP ESC charge	
00061	31	10/1/2010	600	91350	IT_HRIS	415	46.33	closing reqs	2	P	DURDAJ	9/30/2010	ACTUALS		Outside service - other	
00061	ACCRADP	10/1/2010	600	91350	IT_HRIS	415	(32.77)	closing reqs	1	P	DURDAJ	9/30/2010	ACTUALS		Outside service - other	
00061	ACCADPESC	10/1/2010	600	91350	IT_HRIS	415	(159.28)	To accrue ADP IT HRIS July, August and septem	9	P	CMIRABAL	9/27/2010	ACTUALS		Outside service - other	
00061	31	10/1/2010	600	91350	IT_ADP	515	(40.00)	To accrue ADP ESC Jan, August, September	9	P	CMIRABAL	9/27/2010	ACTUALS		ADP ESC charge	
00061	31	10/1/2010	600	91350	IT_ADP	515	(46.33)	closing reqs	2	P	DURDAJ	9/30/2010	ACTUALS		Outside service - other	
00061	APV0352002	10/5/2010	600	91350	IT_ADP	515	28.96	AP Vouchers	23	P	PSBTACH	10/10/2010	ACTUALS	00083616	ADP INC	
00061	APV0352002	10/5/2010	600	91350	IT_HRIS	415	18.38	AP Vouchers	20	P	PSBTACH	10/10/2010	ACTUALS	00083619	ADP INC	
00061	APV0352002	10/5/2010	600	91350	IT_HRIS	415	15.40	AP Vouchers	19	P	PSBTACH	10/10/2010	ACTUALS	00083620	ADP INC	
00061	APV0352002	10/5/2010	600	91350	IT_HRIS	415	18.38	AP Vouchers	22	P	PSBTACH	10/10/2010	ACTUALS	00083617	ADP INC	
00061	APV0352002	10/5/2010	600	91350	IT_HRIS	415	12.75	AP Vouchers	21	P	PSBTACH	10/10/2010	ACTUALS	00083618	ADP INC	
00061	APV0352002	10/5/2010	600	91350	IT_ADP	515	46.77	AP Vouchers	24	P	PSBTACH	10/10/2010	ACTUALS	00083614	ADP INC	
00061	APV0352002	10/5/2010	600	91350	IT_ADP	515	28.96	AP Vouchers	18	P	PSBTACH	10/10/2010	ACTUALS	00083639	ADP INC	
00061	J31	10/15/2010	600	91350	IT_ADP	515	3.30	Closing Req	5	P	DURDAJ	10/29/2010	ACTUALS		Outside service - other	
00061	J31	10/15/2010	600	91350	IT_HRIS	415	63.19	Closing Req	4	P	DURDAJ	10/29/2010	ACTUALS		Outside service - other	
00061	APV0353619	10/20/2010	600	91350		400	39.60	AP Vouchers	6	P	PSBTACH	10/24/2010	ACTUALS	00083838	ADVANTAGE IQ INC	
00061	APV0355024	11/1/2010	600	91350	IT_HRIS	415	17.81	AP Vouchers	53	P	PSBTACH	11/7/2010	ACTUALS	00084043	ADP INC	
00061	APV0355024	11/1/2010	600	91350	IT_ADP	515	3.30	AP Vouchers	52	P	PSBTACH	11/7/2010	ACTUALS	00084054	ADP INC	
00061	APV0355024	11/1/2010	600	91350	IT_HRIS	415	17.81	AP Vouchers	51	P	PSBTACH	11/7/2010	ACTUALS	00084042	ADP INC	
00061	APV0355024	11/1/2010	600	91350												

00061	J31	11/1/2010	600	91350	IT_HRIS	415	(63.19) Closing Req	4	P	DURDAJ	10/29/2010	ACTUALS		Outside service - other
00061	APV0355024	11/1/2010	600	91350	IT_HRIS	415	15.73 AP Vouchers	54	P	PSBATCH	11/7/2010	ACTUALS	00084044	ADP INC
00061	APV0355844	11/15/2010	600	91350	IT_ADP	515	32.67 AP Vouchers	8	P	PSBATCH	11/21/2010	ACTUALS	00084251	ADP INC
00061	ACCRADP	11/15/2010	600	91350	IT_HRIS	415	160.36 To accrue ADP IT HRIS July Oct Nov 2010	9	P	ARAJAGOPALAN	11/23/2010	ACTUALS		Outside service - other
00061	ACCADPESC	11/15/2010	600	91350	IT_HRIS	415	40.00 To accrue ADP ESC Jan,August,October	9	P	ARAJAGOPALAN	11/23/2010	ACTUALS		ADP ESC charge
00061	J31	11/15/2010	600	91350		415	30.50 Closing Req	11	P	DURDAJ	11/30/2010	ACTUALS		Outside service - other
00061	J31	11/15/2010	600	91350	IT_HRIS	415	14.79 Closing Req	12	P	DURDAJ	11/30/2010	ACTUALS		Outside service - other
00061	APV0355846	11/17/2010	600	91350		400	39.60 AP Vouchers	2	P	PSBATCH	11/21/2010	ACTUALS	00084306	ADVANTAGE IQ INC
00061	J31	12/1/2010	600	91350	IT_HRIS	415	(14.78) Closing Req	12	P	DURDAJ	11/30/2010	ACTUALS		Outside service - other
00061	APV0358061	12/1/2010	600	91350	IT_HRIS	415	18.39 AP Vouchers	43	P	PSBATCH	12/4/2010	ACTUALS	00084491	ADP INC
00061	ACCRADP	12/1/2010	600	91350	IT_HRIS	415	(160.35) To accrue ADP IT HRIS July Oct Nov 2010	9	P	CMIRABAL	11/23/2010	ACTUALS		Outside service - other
00061	ACCADPESC	12/1/2010	600	91350	IT_HRIS	415	(40.00) To accrue ADP ESC Jan,August,October	9	P	CMIRABAL	11/23/2010	ACTUALS		ADP ESC charge
00061	APV0358061	12/1/2010	600	91350	IT_ADP	515	30.70 AP Vouchers	44	P	PSBATCH	12/4/2010	ACTUALS	00084460	ADP INC
00061	J31	12/1/2010	600	91350		415	(30.50) Closing Req	11	P	DURDAJ	11/30/2010	ACTUALS		Outside service - other
00061	APV0358061	12/1/2010	600	91350	IT_HRIS	415	33.29 AP Vouchers	39	P	PSBATCH	12/4/2010	ACTUALS	00084424	ADP INC
00061	APV0358061	12/1/2010	600	91350	IT_HRIS	415	15.83 AP Vouchers	40	P	PSBATCH	12/4/2010	ACTUALS	00084500	ADP INC
00061	APV0358061	12/1/2010	600	91350	IT_HRIS	415	12.69 AP Vouchers	41	P	PSBATCH	12/4/2010	ACTUALS	00084499	ADP INC
00061	APV0358470	12/7/2010	600	91350	IT_HRIS	415	37.78 AP Vouchers	42	P	PSBATCH	12/4/2010	ACTUALS	00084498	ADP INC
00061	ACCRADP	12/15/2010	600	91350		415	30.50 AP Vouchers	9	P	PSBATCH	12/11/2010	ACTUALS	00084572	LEXIS-NEXIS
00061	S010	12/15/2010	600	91350	IT_ADP	515	30.67 To accrue ADP ITADP Invoice 401460925 4015	9	P	ARAJAGOPALAN	12/23/2010	ACTUALS		Outside service - other
00061	ACCADPESC	12/15/2010	600	91350	AONACTUFEE	000	800.00 Quarterly Intercompany OPEB Admin Fee.	10	P	AREN	12/9/2010	ACTUALS		Outside service - other
00061	APV0360149	12/20/2010	600	91350	IT_HRIS	415	25.82 To accrue ADP ESC Nov and Dec 2010	9	P	ARAJAGOPALAN	12/23/2010	ACTUALS		ADP ESC charge
						415	119.50 AP Vouchers	10	P	PSBATCH	12/23/2010	ACTUALS	00084779	ABSO

Begin Date = 2008-01-01,End Date=2010-12-31,BUSINESS UNIT=00061,SUB ACCO 344

Unit	Journal ID	Date	Control Acct	Sub Acct	Detail Acct	DeptID	Amount	Line Descr
00061	APV0280339	5/2/2008	600	91350	IT_HRIS	415	67.88	ADP INC
00061	APV0280627	5/7/2008	600	91350	IT_HRIS	415	67.64	ADP INC
00061	APV0283073	6/19/2008	600	91350	IT_HRIS	415	66.90	ADP INC
00061	APV0285690	7/21/2008	600	91350	IT_HRIS	415	65.54	ADP INC
00061	APV0287277	8/19/2008	600	91350	IT_HRIS	415	65.76	ADP INC
00061	APV0289938	9/24/2008	600	91350	IT_HRIS	415	19.76	ADP INC
00061	APV0292311	10/22/2008	600	91350	IT_HRIS	415	42.17	ADP INC
00061	APV0272503	1/7/2008	600	91350	IT_ADP	515	42.94	AUTOMATIC DATA PROCESSING
00061	APV0272506	1/10/2008	600	91350	IT_ADP	515	1.05	AUTOMATIC DATA PROCESSING
00061	APV0272811	1/18/2008	600	91350	IT_ADP	515	21.63	AUTOMATIC DATA PROCESSING
00061	APV0273594	1/24/2008	600	91350	IT_HRIS	415	19.88	AUTOMATIC DATA PROCESSING
00061	APV0273594	1/24/2008	600	91350	IT_HRIS	415	47.42	AUTOMATIC DATA PROCESSING
00061	APV0274247	2/1/2008	600	91350	IT_ADP	515	44.76	AUTOMATIC DATA PROCESSING
00061	APV0274247	2/1/2008	600	91350	IT_ADP	515	3.00	AUTOMATIC DATA PROCESSING
00061	APV0274452	2/5/2008	600	91350	IT_HRIS	415	43.63	AUTOMATIC DATA PROCESSING
00061	APV0274451	2/8/2008	600	91350	IT_ADP	515	32.84	AUTOMATIC DATA PROCESSING
00061	APV0276262	3/1/2008	600	91350	IT_ADP	515	86.80	AUTOMATIC DATA PROCESSING
00061	APV0276262	3/1/2008	600	91350	IT_ADP	515	67.96	AUTOMATIC DATA PROCESSING
00061	APV0276264	3/5/2008	600	91350	IT_ADP	515	44.59	AUTOMATIC DATA PROCESSING
00061	APV0277081	3/19/2008	600	91350	IT_ADP	515	52.91	AUTOMATIC DATA PROCESSING
00061	APV0277413	3/25/2008	600	91350	IT_ADP	515	23.01	AUTOMATIC DATA PROCESSING
00061	APV0277413	3/25/2008	600	91350	IT_ADP	515	74.45	AUTOMATIC DATA PROCESSING
00061	APV0278250	4/2/2008	600	91350	IT_HRIS	415	43.63	AUTOMATIC DATA PROCESSING
00061	APV0278250	4/2/2008	600	91350	IT_HRIS	415	28.33	AUTOMATIC DATA PROCESSING
00061	APV0280339	5/2/2008	600	91350	IT_ADP	515	44.90	AUTOMATIC DATA PROCESSING
00061	APV0280339	5/2/2008	600	91350	IT_ADP	515	44.59	AUTOMATIC DATA PROCESSING
00061	APV0280628	5/8/2008	600	91350	IT_ADP	515	44.87	AUTOMATIC DATA PROCESSING
00061	APV0280629	5/9/2008	600	91350	IT_ADP	515	3.00	AUTOMATIC DATA PROCESSING
00061	APV0282460	6/2/2008	600	91350	IT_ADP	515	44.90	AUTOMATIC DATA PROCESSING
00061	APV0282939	6/11/2008	600	91350	IT_ADP	515	44.77	AUTOMATIC DATA PROCESSING
00061	APV0283071	6/17/2008	600	91350	IT_ADP	515	1.05	AUTOMATIC DATA PROCESSING
00061	APV0284707	7/11/2008	600	91350	IT_ADP	515	44.90	AUTOMATIC DATA PROCESSING
00061	APV0286711	8/6/2008	600	91350	IT_ADP	515	21.62	AUTOMATIC DATA PROCESSING
00061	APV0286962	8/12/2008	600	91350	IT_ADP	515	58.00	AUTOMATIC DATA PROCESSING
00061	APV0286962	8/12/2008	600	91350	IT_ADP	515	0.50	AUTOMATIC DATA PROCESSING
00061	APV0287277	8/19/2008	600	91350	IT_ADP	515	44.88	AUTOMATIC DATA PROCESSING
00061	APV0287277	8/19/2008	600	91350	IT_ADP	515	44.90	AUTOMATIC DATA PROCESSING
00061	APV0289097	9/10/2008	600	91350	IT_ADP	515	21.62	AUTOMATIC DATA PROCESSING
00061	APV0289097	9/10/2008	600	91350	IT_ADP	515	21.62	AUTOMATIC DATA PROCESSING
00061	APV0289097	9/10/2008	600	91350	IT_ADP	515	21.62	AUTOMATIC DATA PROCESSING
00061	APV0289293	9/13/2008	600	91350	IT_ADP	515	1.05	AUTOMATIC DATA PROCESSING
00061	ACCRHRIS	1/1/2008	600	91350	IT_HRIS	415	(66.74)	Outside service - other
00061	APV0291332	10/14/2008	600	91350	IT_ADP	515	21.62	AUTOMATIC DATA PROCESSING
00061	APV0291332	10/14/2008	600	91350	IT_ADP	515	21.62	AUTOMATIC DATA PROCESSING
00061	APV0293263	11/6/2008	600	91350	IT_ADP	515	21.62	AUTOMATIC DATA PROCESSING
00061	APV0295296	12/4/2008	600	91350	IT_HRIS	415	18.30	AUTOMATIC DATA PROCESSING
00061	ACCRADPHRI	12/15/2008	600	91350	IT_HRIS	415	236.96	Outside service - other
00061	ACCRADP	12/15/2008	600	91350	IT_ADP	000	44.85	Outside service - other
00061	APV0295297	12/5/2008	600	91350	IT_ADP	515	13.00	AUTOMATIC DATA PROCESSING
00061	APV0295601	12/9/2008	600	91350	IT_ADP	515	46.38	AUTOMATIC DATA PROCESSING
00061	APV0296209	12/16/2008	600	91350	IT_ADP	515	46.38	AUTOMATIC DATA PROCESSING
							1,987.26	(ADP) Automatic data Processing

00061	APV0282940	6/13/2008 600	91350	400	500.00	ATLANTIC STATES RURAL WATER &
00061	APV0290809	10/1/2008 600	91350	405	95.23	BROADCAST MONITORS
00061	APV0285690	7/21/2008 600	91350	405	9,314.87	DRAPER ASSOCIATES INC
00061	APV0285690	7/21/2008 600	91350	415	36.45	OC TANNER
00061	S010	3/15/2008 600	91350	AONACTUFEE 000	700.00	Outside service - other
00061	S010	6/15/2008 600	91350	AONACTUFEE 000	800.00	Outside service - other
00061	S010	9/15/2008 600	91350	AONACTUFEE 000	700.00	Outside service - other
00061	S010	12/15/2008 600	91350	AONACTUFEE 000	700.00	Outside service - other
					2,900.00	
00061	AMORSUCFAC	10/15/2008 600	91350	OTHER 000	112.68	Outside service - other
00061	AMORSUCFAC	11/15/2008 600	91350	OTHER 000	22.54	Outside service - other
00061	AMORSUCFAC	12/15/2008 600	91350	OTHER 000	22.54	Outside service - other
					157.76	SUCCESS FACTORS
00061	APV0278480	4/8/2008 600	91350	400	69.44	PRINT SOURCE
00061	APV0280625	5/5/2008 600	91350	400	24.08	PRINT SOURCE
					93.52	
00061	APV0289097	9/10/2008 600	91350	400	275.76	SOUTHERN RHODE ISLAND NEWSPAPE
00061	APV0272810	1/17/2008 600	91350	400	334.08	WH HOLLAND ELECTRIC INC
Total 2008					15,694.93	

Begin Date = 2008-01-01, End Date=2010-12-31, BUSINESS UNIT=00061, SUB ACCT 344

Unit	Journal ID	Date	Control Acct	Sub Acct	Detail Acct	DeptID	Amount	Status	Line Descr
00061	APV0317105	9/22/2009	600	91350		415	89.25	P	ABSO
00061	ACCRADPRCM	12/15/2009	600	91350	IT_HRIS	415	130.32	P	ADP
00061	APV0297689	1/6/2009	600	91350	IT_HRIS	415	52.10	P	ADP INC
00061	APV0306882	5/11/2009	600	91350	IT_HRIS	415	15.95	P	ADP INC
00061	APV0306882	5/11/2009	600	91350	IT_HRIS	415	52.74	P	ADP INC
00061	APV0306882	5/11/2009	600	91350	IT_HRIS	415	58.75	P	ADP INC
00061	APV0306882	5/11/2009	600	91350	IT_HRIS	415	58.48	P	ADP INC
00061	APV0306882	5/11/2009	600	91350	IT_HRIS	415	36.40	P	ADP INC
00061	APV0308521	6/1/2009	600	91350	IT_HRIS	415	52.56	P	ADP INC
00061	APV0311120	7/9/2009	600	91350	IT_HRIS	415	52.99	P	ADP INC
00061	APV0312485	7/24/2009	600	91350	IT_HRIS	415	36.82	P	ADP INC
00061	APV0312485	7/24/2009	600	91350	IT_HRIS	415	15.95	P	ADP INC
00061	APV0312485	7/24/2009	600	91350	IT_HRIS	415	15.27	P	ADP INC
00061	APV0317956	10/9/2009	600	91350	IT_ADP	515	31.92	P	ADP INC
00061	APV0320178	11/1/2009	600	91350	IT_ADP	515	31.85	P	ADP INC
00061	APV0320178	11/1/2009	600	91350	IT_HRIS	415	51.29	P	ADP INC
00061	APV0320182	11/5/2009	600	91350	IT_ADP	515	34.62	P	ADP INC
00061	APV0320615	11/9/2009	600	91350	IT_HRIS	415	51.02	P	ADP INC
00061	APV0323212	12/12/2009	600	91350	IT_ADP	515	31.46	P	ADP INC
00061	APV0323212	12/12/2009	600	91350	IT_ADP	515	1.01	P	ADP INC
00061	APV0323212	12/12/2009	600	91350	IT_ADP	515	31.45	P	ADP INC
00061	APV0323216	12/17/2009	600	91350	IT_ADP	515	19.69	P	ADP INC
00061	ACCRADPRCM	12/15/2009	600	91350	IT_HRIS	415	7.23	P	ADPHRMS
00061	APV0297689	1/6/2009	600	91350	IT_ADP	515	43.80	P	AUTOMATIC DATA PROCESSING
00061	APV0297689	1/6/2009	600	91350	IT_ADP	515	1.05	P	AUTOMATIC DATA PROCESSING
00061	APV0299576	2/2/2009	600	91350	IT_ADP	515	43.90	P	AUTOMATIC DATA PROCESSING
00061	APV0299576	2/2/2009	600	91350	IT_ADP	515	43.88	P	AUTOMATIC DATA PROCESSING
00061	APV0300129	2/8/2009	600	91350	IT_ADP	515	8.34	P	AUTOMATIC DATA PROCESSING
00061	APV0300716	2/18/2009	600	91350	IT_ADP	515	36.39	P	AUTOMATIC DATA PROCESSING
00061	APV0302186	3/12/2009	600	91350	IT_ADP	515	33.34	P	AUTOMATIC DATA PROCESSING
00061	APV0302186	3/12/2009	600	91350	IT_ADP	515	21.60	P	AUTOMATIC DATA PROCESSING
00061	APV0302631	3/20/2009	600	91350	IT_ADP	515	33.39	P	AUTOMATIC DATA PROCESSING
00061	APV0304118	4/1/2009	600	91350	IT_ADP	515	145.18	P	AUTOMATIC DATA PROCESSING
00061	APV0304118	4/1/2009	600	91350	IT_ADP	515	31.68	P	AUTOMATIC DATA PROCESSING
00061	APV0304118	4/1/2009	600	91350	IT_ADP	515	65.15	P	AUTOMATIC DATA PROCESSING
00061	APV0305809	4/20/2009	600	91350	IT_ADP	515	31.68	P	AUTOMATIC DATA PROCESSING
00061	APV0305806	4/21/2009	600	91350	IT_ADP	515	34.74	P	AUTOMATIC DATA PROCESSING
00061	APV0306882	5/11/2009	600	91350	IT_ADP	515	31.74	P	AUTOMATIC DATA PROCESSING
00061	APV0307577	5/21/2009	600	91350	IT_ADP	515	31.73	P	AUTOMATIC DATA PROCESSING
00061	APV0310330	6/22/2009	600	91350	IT_ADP	515	18.78	P	AUTOMATIC DATA PROCESSING
00061	APV0310330	6/22/2009	600	91350	IT_ADP	515	31.74	P	AUTOMATIC DATA PROCESSING
00061	APV0310330	6/22/2009	600	91350	IT_ADP	515	11.74	P	AUTOMATIC DATA PROCESSING
00061	APV0310870	7/2/2009	600	91350	IT_ADP	515	30.08	P	AUTOMATIC DATA PROCESSING
00061	ACCRADPHRI	1/1/2009	600	91350	IT_HRIS	415	(236.96)	P	Outside service - other
00061	ACCRADP	1/1/2009	600	91350	IT_ADP	000	(44.85)	P	Outside service - other
00061	APV0312481	7/20/2009	600	91350	IT_ADP	515	30.08	P	AUTOMATIC DATA PROCESSING
00061	APV0313011	8/1/2009	600	91350	IT_ADP	515	32.76	P	AUTOMATIC DATA PROCESSING
00061	31	12/15/2009	600	91350	IT_ADP	515	31.41	P	Outside service - other
00061	ACCRADP	12/15/2009	600	91350	IT_HRIS	415	231.33	P	Outside service - other
00061	APV0315472	9/1/2009	600	91350	IT_ADP	515	30.07	P	AUTOMATIC DATA PROCESSING
00061	ACCRMARK3	12/15/2009	600	91350	IT_ADP	515	32.23	P	inv 400416626
00061	APV0315472	9/1/2009	600	91350	IT_ADP	515	30.07	P	AUTOMATIC DATA PROCESSING
00061	APV0315472	9/1/2009	600	91350	IT_ADP	515	0.50	P	AUTOMATIC DATA PROCESSING
00061	APV0316200	9/14/2009	600	91350	IT_ADP	515	33.68	P	AUTOMATIC DATA PROCESSING
00061	APV0317954	10/7/2009	600	91350	IT_ADP	515	31.69	P	AUTOMATIC DATA PROCESSING
							1,801.81		Total ADP

00061	APV0312483	7/22/2009 600	91350	400	27.72	P	ADVANTAGE IQ INC
00061	APV0313660	8/12/2009 600	91350	400	35.64	P	ADVANTAGE IQ INC
00061	APV0316202	9/16/2009 600	91350	400	35.64	P	ADVANTAGE IQ INC
00061	APV0318382	10/16/2009 600	91350	400	35.64	P	ADVANTAGE IQ INC
00061	APV0320616	11/10/2009 600	91350	400	35.64	P	ADVANTAGE IQ INC
00061	APV0323214	12/15/2009 600	91350	400	35.64	P	ADVANTAGE IQ INC
					205.92		ADVANTAGE IQ INC
00061	APV0317955	10/8/2009 600	91350	415	30.50	P	CHOICEPOINT
00061	APV0320179	11/2/2009 545	91350	300	2,460.00	P	DRAPER ASSOCIATES INC
00061	APV0320179	11/2/2009 545	91350	300	372.00	P	DRAPER ASSOCIATES INC
					2,832.00		DRAPER ASSOCIATES INC
00061	S010	6/15/2009 600	91350	AONACTUFEE 000	800.00	P	Outside service - other
00061	S010	9/15/2009 600	91350	AONACTUFEE 000	800.00	P	Outside service - other
00061	S010	3/15/2009 600	91350	AONACTUFEE 000	800.00	P	Outside service - other
00061	S010A	12/15/2009 600	91350	AONACTUFEE 000	(1,211.00)	P	Outside service - other
00061	S010	12/15/2009 600	91350	AONACTUFEE 000	800.00	P	Outside service - other
					1,989.00		
00061	37	9/15/2009 600	91350	SUCCESS FAC` 950	112.50	P	Outside service - other
00061	RCL16599	7/15/2009 600	91350	SUCCESS FAC` 950	224.89	P	Outside service - other
00061	AMORSUCFAC	1/15/2009 600	91350	OTHER 000	22.54	P	Outside service - other
00061	AMORSUCFAC	2/15/2009 600	91350	OTHER 000	22.54	P	Outside service - other
00061	AMORSUCFAC	3/15/2009 600	91350	OTHER 000	22.54	P	Outside service - other
00061	AMORSUCFAC	4/15/2009 600	91350	OTHER 000	22.54	P	Outside service - other
00061	AMORSUCFAC	5/15/2009 600	91350	OTHER 000	22.54	P	Outside service - other
					450.09		
00061	35	11/15/2009 545	91350	SALES & USE T 300	198.24	P	Outside service - other
00061	APV0304746	4/13/2009 600	91350	400	56.12	P	PRINT SOURCE
00061	ACCRADPRCM	12/15/2009 600	91350	OTHER 415	16.51	P	RCM TECH
00061	APV0317629	10/1/2009 600	91350	400	306.40	P	SOUTHERN RHODE ISLAND NEWSPAPE
2009 Total					7,975.84		

Begin Date = 2008-01-01, End Date=2010-12-31, BUSINESS UNIT=00061, SUB ACCOI 344

Unit	Journal ID	Date	Control Acct	Sub Acct	Detail Acct	DeptID	Amount	Ref	Line Descr
00061	APV0360149	12/20/2010	600	91350		415	119.50	00084779	ABSO
00061	ACCRADPRCM	1/1/2010	600	91350	IT_HRIS	415	(130.32)		ADP
00061	ACCADPESC	5/15/2010	600	91350		415	62.70		ADP ESC charge
00061	ACCADPESC	6/1/2010	600	91350		415	(62.70)		ADP ESC charge
00061	ACCADPESC	6/15/2010	600	91350		415	75.24		ADP ESC charge
00061	ACCADPESC	7/1/2010	600	91350		415	(75.24)		ADP ESC charge
00061	ACCADPESC	7/15/2010	600	91350	IT_HRIS	415	65.25		ADP ESC charge
00061	ACCADPESC	8/1/2010	600	91350	IT_HRIS	415	(65.25)		ADP ESC charge
00061	ACCADPESC	8/15/2010	600	91350	IT_HRIS	415	39.56		ADP ESC charge
00061	ACCADPESC	9/1/2010	600	91350	IT_HRIS	415	(39.56)		ADP ESC charge
00061	ACCADPESC	9/15/2010	600	91350	IT_HRIS	415	40.00		ADP ESC charge
00061	ACCADPESC	10/1/2010	600	91350	IT_HRIS	415	(40.00)		ADP ESC charge
00061	ACCADPESC	11/15/2010	600	91350	IT_HRIS	415	40.00		ADP ESC charge
00061	ACCADPESC	12/1/2010	600	91350	IT_HRIS	415	(40.00)		ADP ESC charge
00061	ACCADPESC	12/15/2010	600	91350	IT_HRIS	415	25.82		ADP ESC charge
00061	APV0324314	1/1/2010	600	91350	IT_ADP	515	31.45	00079109	ADP INC
00061	APV0325006	1/12/2010	600	91350	IT_HRIS	415	20.45	00079198	ADP INC
00061	APV0325006	1/12/2010	600	91350	IT_HRIS	415	9.43	00079197	ADP INC
00061	APV0325006	1/12/2010	600	91350	IT_HRIS	415	7.64	00079194	ADP INC
00061	APV0325006	1/12/2010	600	91350	IT_HRIS	415	20.38	00079193	ADP INC
00061	APV0325006	1/12/2010	600	91350	IT_HRIS	415	7.66	00079199	ADP INC
00061	APV0325006	1/12/2010	600	91350	IT_HRIS	415	20.44	00079201	ADP INC
00061	APV0325006	1/12/2010	600	91350	IT_HRIS	415	9.54	00079202	ADP INC
00061	APV0325006	1/12/2010	600	91350	IT_HRIS	415	20.63	00079203	ADP INC
00061	APV0325006	1/12/2010	600	91350	IT_HRIS	415	7.74	00079204	ADP INC
00061	APV0325006	1/12/2010	600	91350	IT_HRIS	415	20.63	00079209	ADP INC
00061	APV0325006	1/12/2010	600	91350	IT_HRIS	415	20.38	00079211	ADP INC
00061	APV0325006	1/12/2010	600	91350	IT_HRIS	415	9.46	00079200	ADP INC
00061	APV0325008	1/14/2010	600	91350	IT_ADP	515	31.44	00079267	ADP INC
00061	APV0327549	2/1/2010	600	91350	IT_HRIS	415	37.70	00079483	ADP INC
00061	APV0327549	2/1/2010	600	91350	IT_ADP	515	31.40	00079527	ADP INC
00061	APV0327550	2/2/2010	600	91350	IT_ADP	515	11.13	00079613	ADP INC
00061	APV0329102	2/19/2010	600	91350	IT_ADP	515	31.50	00079978	ADP INC
00061	APV0330793	3/11/2010	600	91350	IT_ADP	515	30.74	00080296	ADP INC
00061	APV0330793	3/11/2010	600	91350	IT_HRIS	415	20.52	00080274	ADP INC
00061	APV0330793	3/11/2010	600	91350	IT_ADP	515	146.98	00080292	ADP INC
00061	APV0331700	3/16/2010	600	91350	IT_HRIS	415	18.36	00080316	ADP INC
00061	APV0331700	3/16/2010	600	91350	IT_HRIS	415	33.74	00080317	ADP INC
00061	APV0331701	3/17/2010	600	91350	IT_ADP	515	17.67	00080339	ADP INC
00061	APV0333456	4/1/2010	600	91350	IT_ADP	515	61.46	00080581	ADP INC
00061	APV0333456	4/1/2010	600	91350	IT_ADP	515	30.73	00080497	ADP INC
00061	APV0333708	4/9/2010	600	91350	IT_ADP	515	32.36	00080722	ADP INC
00061	APV0337080	5/10/2010	600	91350	IT_ADP	515	30.71	00081230	ADP INC
00061	APV0337080	5/10/2010	600	91350	IT_ADP	515	2.70	00081211	ADP INC
00061	APV0337082	5/12/2010	600	91350	IT_ADP	515	31.46	00081257	ADP INC
00061	APV0339535	6/2/2010	600	91350	IT_HRIS	415	34.01	00081561	ADP INC
00061	APV0339536	6/3/2010	600	91350	IT_HRIS	415	18.51	00081618	ADP INC
00061	APV0340320	6/14/2010	600	91350	IT_ADP	515	28.70	00081741	ADP INC
00061	APV0341815	6/23/2010	600	91350	IT_HRIS	415	15.44	00081896	ADP INC
00061	APV0341815	6/23/2010	600	91350	IT_HRIS	415	18.31	00081895	ADP INC
00061	APV0341815	6/23/2010	600	91350	IT_HRIS	415	18.31	00081894	ADP INC
00061	APV0341815	6/23/2010	600	91350	IT_HRIS	415	18.50	00081893	ADP INC
00061	APV0341815	6/23/2010	600	91350	IT_HRIS	415	33.44	00081898	ADP INC
00061	APV0341815	6/23/2010	600	91350	IT_HRIS	415	18.20	00081897	ADP INC
00061	APV0342529	7/1/2010	600	91350	IT_HRIS	415	12.59	00081982	ADP INC
00061	APV0342529	7/1/2010	600	91350	IT_HRIS	415	12.67	00081987	ADP INC
00061	APV0342529	7/1/2010	600	91350	IT_HRIS	415	23.99	00081986	ADP INC

00061	APV0342529	7/1/2010 600	91350	IT_HRIS	415	18.50	00081985	ADP INC
00061	APV0342773	7/6/2010 600	91350	IT_ADP	515	31.48	00082163	ADP INC
00061	APV0342773	7/6/2010 600	91350	IT_ADP	515	28.68	00082139	ADP INC
00061	APV0344308	7/21/2010 600	91350	IT_ADP	515	29.05	00082391	ADP INC
00061	APV0345629	8/5/2010 600	91350	IT_ADP	515	31.72	00082612	ADP INC
00061	APV0346078	8/11/2010 600	91350	IT_ADP	515	28.69	00082676	ADP INC
00061	APV0346546	8/18/2010 600	91350	IT_HRIS	415	12.63	00082792	ADP INC
00061	APV0346546	8/18/2010 600	91350	IT_HRIS	415	12.59	00082791	ADP INC
00061	APV0346548	8/20/2010 600	91350	IT_HRIS	415	14.99	00082825	ADP INC
00061	APV0346548	8/20/2010 600	91350	IT_HRIS	415	17.90	00082824	ADP INC
00061	APV0346548	8/20/2010 600	91350	IT_HRIS	415	12.58	00082822	ADP INC
00061	APV0346548	8/20/2010 600	91350	IT_HRIS	415	17.90	00082823	ADP INC
00061	APV0348834	9/1/2010 600	91350	IT_HRIS	415	12.70	00083000	ADP INC
00061	APV0348834	9/1/2010 600	91350	IT_ADP	515	20.66	00083011	ADP INC
00061	APV0348835	9/2/2010 600	91350	IT_ADP	515	28.96	00083110	ADP INC
00061	APV0348835	9/2/2010 600	91350	IT_ADP	515	8.31	00083107	ADP INC
00061	APV0352002	10/5/2010 600	91350	IT_ADP	515	28.96	00083616	ADP INC
00061	APV0352002	10/5/2010 600	91350	IT_HRIS	415	18.38	00083619	ADP INC
00061	APV0352002	10/5/2010 600	91350	IT_HRIS	415	15.40	00083620	ADP INC
00061	APV0352002	10/5/2010 600	91350	IT_HRIS	415	18.38	00083617	ADP INC
00061	APV0352002	10/5/2010 600	91350	IT_HRIS	415	12.75	00083618	ADP INC
00061	APV0352002	10/5/2010 600	91350	IT_ADP	515	46.77	00083614	ADP INC
00061	APV0352002	10/5/2010 600	91350	IT_ADP	515	28.96	00083639	ADP INC
00061	APV0355024	11/1/2010 600	91350	IT_HRIS	415	17.81	00084043	ADP INC
00061	APV0355024	11/1/2010 600	91350	IT_ADP	515	3.30	00084054	ADP INC
00061	APV0355024	11/1/2010 600	91350	IT_HRIS	415	17.81	00084042	ADP INC
00061	APV0355024	11/1/2010 600	91350	IT_HRIS	415	12.87	00084039	ADP INC
00061	APV0355024	11/1/2010 600	91350	IT_ADP	515	28.95	00083970	ADP INC
00061	APV0355024	11/1/2010 600	91350	IT_HRIS	415	15.73	00084044	ADP INC
00061	APV0355844	11/15/2010 600	91350	IT_ADP	515	32.67	00084251	ADP INC
00061	APV0358061	12/1/2010 600	91350	IT_HRIS	415	18.39	00084491	ADP INC
00061	APV0358061	12/1/2010 600	91350	IT_ADP	515	30.70	00084460	ADP INC
00061	APV0358061	12/1/2010 600	91350	IT_HRIS	415	33.29	00084424	ADP INC
00061	APV0358061	12/1/2010 600	91350	IT_HRIS	415	15.83	00084500	ADP INC
00061	APV0358061	12/1/2010 600	91350	IT_HRIS	415	12.69	00084499	ADP INC
00061	APV0358061	12/1/2010 600	91350	IT_HRIS	415	37.78	00084498	ADP INC
00061	ACCRADPRCM	1/1/2010 600	91350	IT_HRIS	415	(7.23)		ADPHRMS
00061	ACCRMARK3	1/1/2010 600	91350	IT_ADP	515	(32.23)		inv 400416626
00061	31	1/1/2010 600	91350	IT_ADP	515	(31.41)		Outside service - other
00061	ACCRADP	1/1/2010 600	91350	IT_HRIS	415	(231.33)		Outside service - other
00061	ACCRADP	12/15/2010 600	91350	IT_ADP	515	30.67		Outside service - other
						1,457.83	ADP	

00061	APV0325007	1/13/2010 600	91350	400	35.90	00079229	ADVANTAGE IQ INC
00061	APV0330318	3/1/2010 600	91350	400	35.64	00080103	ADVANTAGE IQ INC
00061	APV0330793	3/11/2010 600	91350	400	35.68	00080265	ADVANTAGE IQ INC
00061	APV0334274	4/13/2010 600	91350	400	35.64	00080766	ADVANTAGE IQ INC
00061	APV0338417	5/18/2010 600	91350	400	35.64	00081371	ADVANTAGE IQ INC
00061	APV0340320	6/14/2010 600	91350	400	38.91	00081762	ADVANTAGE IQ INC
00061	APV0344307	7/20/2010 600	91350	400	35.64	00082349	ADVANTAGE IQ INC
00061	APV0346076	8/9/2010 600	91350	400	39.60	00082644	ADVANTAGE IQ INC
00061	APV0349145	9/8/2010 600	91350	400	39.60	00083184	ADVANTAGE IQ INC
00061	APV0353619	10/20/2010 600	91350	400	39.60	00083838	ADVANTAGE IQ INC
00061	APV0355846	11/17/2010 600	91350	400	39.60	00084306	ADVANTAGE IQ INC
					411.45	ADVANTAGE IQ INC	
00061	APV0358470	12/7/2010 600	91350	415	30.50	00084572	LEXIS-NEXIS
00061	S010	3/15/2010 600	91350	AONACTUFEE 000	800.00	Outside service - other	
00061	S010	6/15/2010 600	91350	AONACTUFEE 000	800.00	Outside service - other	
00061	S010	9/15/2010 600	91350	AONACTUFEE 000	800.00	Outside service - other	
00061	S010	12/15/2010 600	91350	AONACTUFEE 000	800.00	Outside service - other	
					3,200.00		
00061	39	7/15/2010 600	91350	SUCCESS FAC~ 305	355.30	Outside service - other	
00061	APV0335708	4/23/2010 600	91350	400	62.60	00013495	PRINT SOURCE
00061	ACCRADPRCM	1/1/2010 600	91350	OTHER 415	(16.51)	RCM TECH	
00061	APV0337081	5/11/2010 600	91350	304	99.01	00215801	TELEVOX SOFTWARE INC
Total 2010					5,719.68		

STATE OF RHODE ISLAND PUBLIC UTILITIES COMMISSION

DOCKET NO. 4255

Response of United Water Rhode Island, Inc.

To The Division of Public Utilities And Carriers'

Data Requests

Set 2

Div. 2-36: Please explain in detail how the amount billed to UWRI for the R&I Alliance management fee is determined and show the calculations for 2010.

RESPONSE:

The charges for the R&I alliance fee are allocated to companies using the same basis in allocating time charges for Operations and Engineering employees. The allocation factors used are: 40% - Net Utility Plant Including CWIP, 40% -Volume of Water and 20% Fuel, Power and Chemicals. The calculation of UWRI's allocation % can be found in Column N, Row 24 in the attached excel file "Schedule DIV 2-36 Attachment.xls". UWRI's % of the \$2.9M yearly allocation is .00525 which works out to \$15,221. Additionally, Columns O, P and Q show the amounts allocated to UWRI for the year, quarter and month respectively.

Prepared by: Lippai

R&I ALLIANCE ALLOCATION

Should be allocated Qtrly, March, June, September, December

2010 Estimate Total Cost \$ 2,900,000.00

	Business Unit	Business Unit	Net Util Plant Incl CWIP	Volume of Water	Power & Chem	Business Unit	Net Util Plant Incl CWIP	Volume of Water	Fuel, Power & Chem	Allocation %	yearly allocation Amount	Qtrly allocation	Monthly Allocation	
01/1000/A99999_401 Lump sum	002	002 United Water Pennsylvania	107,412	4,704	2,130	002	002 United Water Pennsylvania	0.06830	0.01475	0.03621	0.040	\$ 117,338.49	\$ 29,334.62	9,778.21
	004	004 United Water Arkansas	26,972	2,705	916	004	004 United Water Arkansas	0.01715	0.00848	0.01557	0.013	\$ 38,764.75	\$ 9,691.19	3,230.40
	027	027 United Water Delaware	76,457	5,992	2,635	027	027 United Water Delaware	0.04862	0.01879	0.04479	0.036	\$ 104,169.28	\$ 26,042.32	8,680.77
	029	029 United Water Bethel	1,403	401	-	029	029 United Water Bethel	0.00089	0.00126	0.00000	0.001	\$ 2,493.40	\$ 623.35	207.78
	044	044 United Water Toms River	80,984	3,940	981	044	044 United Water Toms River	0.05150	0.01235	0.01668	0.029	\$ 83,737.67	\$ 20,934.42	6,978.14
	046	046 United Water Owego	3,815	467	156	046	046 United Water Owego	0.00243	0.00146	0.00265	0.002	\$ 6,050.63	\$ 1,512.66	504.22
	049-6050	049 South County Sewer Corp.	1,939	13	67	049	049 South County Sewer Corp.	0.00123	0.00004	0.00114	0.001	\$ 2,138.09	\$ 534.52	178.17
	053	053 United Water New Rochelle	144,422	5,479	1,506	053	053 United Water New Rochelle	0.09183	0.01718	0.02560	0.049	\$ 141,304.33	\$ 35,326.08	11,775.36
	054	054 United Water Connecticut	14,354	490	437	054	054 United Water Connecticut	0.00913	0.00154	0.00743	0.006	\$ 16,678.47	\$ 4,169.62	1,389.87
	055	055 United Water Westchester	28,938	1,979	57	055	055 United Water Westchester	0.01840	0.00621	0.00097	0.010	\$ 29,105.17	\$ 7,276.29	2,425.43
	060	060 United Water Idaho	161,587	14,772	1,777	060	060 United Water Idaho	0.10275	0.04632	0.03021	0.066	\$ 190,438.13	\$ 47,609.53	15,869.84
	061	061 United Water Rhode Island	10,977	1,067	329	061	061 United Water Rhode Island	0.00698	0.00335	0.00559	0.005	\$ 15,221.42	\$ 3,805.36	1,268.45
	100	100 United Water New Jersey	630,797	31,554	16,483	100	100 United Water New Jersey	0.40111	0.09894	0.28019	0.256	\$ 742,564.85	\$ 185,641.21	61,880.40
	200	200 United Water New York	241,537	8,864	4,758	200	200 United Water New York	0.15359	0.02779	0.08088	0.089	\$ 257,312.17	\$ 64,328.04	21,442.68
	303-1001	303 United Water Jersey City	4,221	17,219	1,532	303	303 United Water Jersey City	0.00268	0.05399	0.02604	0.028	\$ 80,847.31	\$ 20,211.83	6,737.28
	304-1002	304 Hoboken Water Services	881	1,508	-	304	304 Hoboken Water Services	0.00056	0.00473	0.00000	0.002	\$ 6,134.78	\$ 1,533.70	511.23
	312-1000	312 UW Operations Contracts	-	-	599	312	312 UW Operations Contracts	0.00000	0.00000	0.01018	0.002	\$ 5,905.69	\$ 1,476.42	492.14
	314-1005	314 United Water Rahway	661	1,842	-	313	314 United Water Rahway	0.00042	0.00578	0.00000	0.002	\$ 7,187.34	\$ 1,796.84	598.95
	315-1014	315 United Water Manalapan	-	229	40	314	315 United Water Manalapan	0.00000	0.00072	0.00068	0.000	\$ 1,227.30	\$ 306.82	102.27
	301-1006	317 United Water Kearny	49	-	-	315	317 United Water Kearny	0.00003	0.00000	0.00000	0.000	\$ 36.14	\$ 9.04	3.01
	370-1016	370 UW Florida Operations LLC	639	1,547	1,941	317	370 UW Florida Operations LLC	0.00041	0.00485	0.03299	0.009	\$ 25,234.94	\$ 6,308.73	2,102.91
	682-1088	410 UWS Inc.-Clarence Cannon	2	1,442	-	341	410 UWS Inc.-Clarence Cannon	0.00000	0.00452	0.00000	0.002	\$ 5,246.36	\$ 1,311.59	437.20
	682-1089	411 UWS Inc.-Freeport	25	1,095	-	342	411 UWS Inc.-Freeport	0.00002	0.00343	0.00000	0.001	\$ 4,001.21	\$ 1,000.30	333.43
	682-1092	417 UWS Inc.-Killingly	1,170	402	591	343	417 UWS Inc.-Killingly	0.00074	0.00126	0.01005	0.003	\$ 8,151.99	\$ 2,038.00	679.33
	682-1093	425 UWS Inc.-Detroit	162	-	-	344	425 UWS Inc.-Detroit	0.00010	0.00000	0.00000	0.000	\$ 119.49	\$ 29.87	9.96
	682-1094	430 UWS Inc.-Big Canoe	9	137	57	345	430 UWS Inc.-Big Canoe	0.00001	0.00043	0.00097	0.000	\$ 1,066.92	\$ 266.73	88.91
	682-1097	440 UWS Inc.-Avalon	8	184	137	410	440 UWS Inc.-Avalon	0.00001	0.00058	0.00233	0.001	\$ 2,025.87	\$ 506.47	168.82
	682-1098	441 UWS Inc.-Banning	35	840	4	411	441 UWS Inc.-Banning	0.00002	0.00263	0.00007	0.001	\$ 3,120.53	\$ 780.13	260.04
	682-1099	442 UWS Inc.-Burbank	21	3,285	324	412	442 UWS Inc.-Burbank	0.00001	0.01030	0.00551	0.005	\$ 15,158.19	\$ 3,789.55	1,263.18
	682-1102	445 UWS Inc.-West Basin	27	9,125	1,357	417	445 UWS Inc.-West Basin	0.00002	0.02861	0.02307	0.016	\$ 46,588.64	\$ 11,647.16	3,882.39
	447-1017	447 UWS Inc.-San Antonio	46	3,453	302	425	447 UWS Inc.-San Antonio	0.00003	0.01083	0.00513	0.005	\$ 15,570.78	\$ 3,892.69	1,297.56
	682-1117	UWS Inc. - Laurel, MS	20	3,285	-	432	UWS Inc. - Laurel, MS	0.00001	0.01030	0.00000	0.004	\$ 11,963.05	\$ 2,990.76	996.92
	682-1110	UWS Inc. - Glynn County	33	3,285	50	440	UWS Inc. - Glynn County	0.00002	0.01030	0.00085	0.004	\$ 12,465.61	\$ 3,116.40	1,038.80
	682-1084	455 UWS Inc.-Kline Township	-	274	-	441	455 UWS Inc.-Kline Township	0.00000	0.00086	0.00000	0.000	\$ 996.60	\$ 249.15	83.05
	487-1018	470 WREP-Indianapolis AWT	5,054	69,800	2,388	443	470 WREP-Indianapolis AWT	0.00321	0.21886	0.04059	0.097	\$ 281,150.47	\$ 70,287.62	23,429.21
	487-1019	471 WREP-Indianapolis Collect Sys	78	-	-	445	471 WREP-Indianapolis Collect Sys	0.00005	0.00000	0.00000	0.000	\$ 57.53	\$ 14.38	4.79
	487-1020	472 WREP-Gary	-	-	-	447	472 WREP-Gary	0.00000	0.00000	0.00000	0.000	\$ -	\$ -	0.00
	487-1022	474 WREP-Cumberland	1	308	5	470	474 WREP-Cumberland	0.00000	0.00097	0.00008	0.000	\$ 1,170.30	\$ 292.58	97.53
	521-1000	521 US Water Services LLC - Parent	3,039	37,157	1,431	474	521 US Water Services LLC - Parent	0.00193	0.11651	0.02433	0.052	\$ 151,498.76	\$ 37,874.69	12,624.90
	545-1042	545 Camden Water L.L.C.	1,621	3,833	1,729	475	545 Camden Water L.L.C.	0.00103	0.01202	0.02939	0.011	\$ 32,183.82	\$ 8,045.96	2,681.99
	551-1000	551 USW Hydro Mgmt Serv LLC-Parent	406	11,388	1,166	500	551 USW Hydro Mgmt Serv LLC-Parent	0.00026	0.03571	0.01982	0.018	\$ 53,216.14	\$ 13,304.03	4,434.68
	575-1000	575 Springfield Water L.L.C.	11,824	13,505	542	521	575 Springfield Water L.L.C.	0.00752	0.04235	0.00921	0.022	\$ 63,186.07	\$ 15,796.52	5,265.51
	675-1000	675 NACO	1,792	50,005	7,101	675	675 NACO	0.00114	0.15679	0.12071	0.087	\$ 253,212.04	\$ 63,303.01	21,101.00
	687-1000	AOS	251	-	4,514	551	AOS	0.00016	0.00000	0.07673	0.015	\$ 44,689.80	\$ 11,172.45	3,724.15
	700	700 United Water Mid-Atlantic	8,966	1,349	786	575	700 United Water Mid-Atlantic	0.00570	0.00423	0.01336	0.007	\$ 19,269.46	\$ 4,817.36	1,605.79
			1,572,635	318,924	58,828	TOTAL		1.00000	1.00000	1.00000	1.000	\$ 2,900,000.00	\$ 725,000.00	\$ 241,666.67

This is only for R&I.

Control	Detail	Acct. No.
600		91310

STATE OF RHODE ISLAND PUBLIC UTILITIES COMMISSION

DOCKET NO. 4255

Response of United Water Rhode Island, Inc.

To The Division of Public Utilities And Carriers'

Data Requests

Set 2

Div. 2-37: Please provide a breakdown of what is included in the other O&M expenses for 2010 as shown on Exhibit 4, Schedule 17A.

RESPONSE:

Please see attachment labeled "Schedule DIV 2-37 Attachment".

Prepared by: Lippai

United Water Rhode Island Inc.
Docket No. 4255
Other Operation and Maintenance Expenses
For the Year 2010

United Water Rhode Island, Inc.
Other Operation and Maintenance Expenses
Various Account Numbers
For the Year 2010

Exhibit 4 (Lippai)
Schedule 17A
Page 1 of 1

Account Number	Account Description	2010
621	Fuel for Power Production	\$ 99
624	Pumping Labor and Expenses	31,595
626	Miscellaneous Expenses	2,539
631	Maintenance of Structures and Improvements	-
632	Maintenance of Power Production Equipment	3,573
633	Maintenance of Pumping Equipment	13,222
642	Operation Labor and Expenses	14,125
643	Miscellaneous Expenses	28,692
652	Maintenance of Water Treatment Equipment	3,509
662	Transmission and Distribution Lines Expenses	15,457
663	Meter Expenses	-
665	Miscellaneous Expenses	13,736
670	Maintenance Supervision and Engineering	6
671	Maintenance of Structures and Improvements	2,153
673	Maintenance of Trans. & Distribution Mains	1,190
675	Maintenance of Services	1,054
677	Maintenance of Hydrants	1,550
678	Maintenance of Miscellaneous Plant	-
902	Meter Reading Salaries	293
903	Customer Records & Coll. Expenses-Labor	10,425
905	Miscellaneous Customer Account Expense	10,353
921	Office Supplies and Other Expenses	26,341
930	Miscellaneous General Expenses (a)	29,398
932	Maintenance of General Plant	1,746
Total Other Operation and Maintenance Expenses		\$ 211,056

Reference:

(a) less lobbying portion of National Association of Water Company dues

930 Miscellaneous General Expenses

	Total Before Adjustment	Lobbying Cost Adjustment	Net
2010	\$ 30,009	\$ (611)	\$ 29,398

CERTIFICATION

I hereby certify that on July 14, 2011, I sent a copy of the within to all parties set forth on the attached Service List by electronic mail and copies to Luly Massaro, Commission Clerk, by electronic mail and regular mail.

Parties/Address	E-mail Distribution	Phone/Fax
Timothy J. Michaelson United Water Mgmt. & Services, Inc. 200 Old Hook Road Harrington Park, NJ 07640	Tim.Michaelson@UnitedWater.com	201-750-3406 201-750-5728
Leo Wold, Esq. Dept. of Attorney General 150 South Main St. Providence, RI 02903	lwold@riag.ri.gov	401-222-2424 401-222-3016
	sscialabba@ripuc.state.ri.us	
	jbell@ripuc.state.ri.us	
	dmacrae@riag.ri.gov	
	Mcorey@riag.ri.gov	
Karen Lyons, Esq. Dept. of Attorney General 150 South Main St. Providence, RI 02903	klyons@riag.ri.gov	
Thomas S. Catlin Exeter Associates, Inc. 10480 Little Patuxent Parkway, Suite 300 Columbia, MD 21044	tcatin@exeterassociates.com	410-992-7500 410-992-3445
Michael A. Ursillo, Esquire Ursillo, Teitz & Ritch, Ltd. 2 Williams Street Providence, RI 02903	mikeursillo@utrlaw.com	401-331-2222 401-751-5257
Christopher Woodcock Woodcock & Associates, Inc. 18 Increase Ward Drive Northborough, MA 01532	Woodcock@w-a.com	508-393-3337 508-393-9078
Mark A. McSally, Esq. Kelly, Kelleher, Reilly & Simpson 146 Westminster Street, Suite 500 Providence, RI 02903	mmcsally@kkr.com	401-789-7800
File an original and nine (9) copies w/: Luly E. Massaro, Commission Clerk Public Utilities Commission 89 Jefferson Blvd. Warwick, RI 02888	lmassaro@puc.state.ri.us	401-780-2107 401-941-1691
	plucarelli@puc.state.ri.us	
	sccamara@puc.state.ri.us	

