

LETICIA C. PIMENTEL

One Financial Plaza, 14th Floor
Providence, RI 02903-2485
Main (401) 709-3300
Fax (401) 709-3378
lpimentel@rc.com
Direct (401) 709-3337

Also admitted in Massachusetts

July 30, 2021

VIA HAND DELIVERY & ELECTRONIC MAIL

Luly E. Massaro, Commission Clerk
Rhode Island Public Utilities Commission
89 Jefferson Boulevard
Warwick, RI 02888

**RE: Docket 2515 – Open Access Customer Data Report
Second Quarter 2021**

Dear Ms. Massaro:

In compliance with Report and Order No. 15382 and Notice of Errata Order No. 15399 in the above-referenced docket, I have enclosed four (4) copies of National Grid's¹ quarterly Open Access Customer Data Report for the second quarter of calendar year 2021.

National Grid respectfully requests confidential treatment of the supplier names and pricing information contained in the attached report. This information is commercially sensitive and proprietary, and the disclosure of this information could negatively affect the balance of the wholesale markets and National Grid's ability to negotiate competitive terms with its wholesale electricity suppliers. Therefore, National Grid requests that this letter serve as the Company's request for confidential treatment pursuant to Rule 810-RICR-00-00-1.3(H) of the Public Utilities Commission's (PUC) Rules of Practice and Procedure, and that the PUC afford confidential treatment to the enclosed report. National Grid respectfully requests that, pending entry of that finding, the PUC preliminarily grant the Company's request for confidential treatment pursuant to Rule 810-RICR-00-00-1.3(H)(2).

¹ The Narragansett Electric Company d/b/a National Grid (National Grid or the Company).

Luly E. Massaro, Commission Clerk
Docket 2515 – Open Access Customer Data Report
July 30, 2021
Page 2 of 2

In compliance with Rule 810-RICR-00-00-1.3(H)(3) and per the PUC's request, I have enclosed one unredacted copy of the confidential document marked, **“Contains Confidential and Privileged Materials - Do Not Release.”** I have also enclosed a PDF file of the non-confidential data for the electronic filing to facilitate posting of the data on the PUC's website.

Thank you for your attention to this matter. If you have any questions, please contact me at (401) 709-3337.

Sincerely,



Leticia C. Pimentel

Enclosure

cc: John Bell (w/confidential enclosure)

Redacted Document

National Grid
State of Rhode Island Quarterly Report
Open Access Customer Data

April through June 2021

CONFIDENTIAL Customer Data By Supplier

National Grid
State of Rhode Island Quarterly Report
Open Access Customer Data
Quarterly Totals

Total Open Access Customers by Billing Month

April-21

<u>Rate Class</u>	<u># of Customers</u>	<u>kWh</u>	<u>Demand</u>
A-16	37,043	17,380,321	0.0
A-60	4,805	1,919,610	0.0
C-06/C-08	11,001	12,966,229	0.0
E-30	0	0	0.0
E-40	0	0	0.0
G-02	3,742	60,738,184	204,808.7
G-32/B-32	788	157,450,960	404,304.8
G-62/B-62	0	0	0.0
R-02	0	0	0.0
T-06/T-08	0	0	0.0
X-01	1	1,175,722	13,992.0
M-1	1	412,252	0.0
S-10	0	154,251	0.0
S-5T	137	(200,211)	0.0
S-6A	1	103	0.0
S-14	111	663,423	0.0
Total Open Access	57,630	252,660,844	623,105.5

* As of 2010 Q4, data pertaining to self-generating suppliers and rate class M-1 (Station Power Delivery and Reliability Service Rate) are excluded from the report.

May-21

<u>Rate Class</u>	<u># of Customers</u>	<u>kWh</u>	<u>Demand</u>
A-16	37,451	15,150,430	0.0
A-60	4,842	1,639,893	0.0
C-06/C-08	11,152	11,717,656	0.0
E-30	0	0	0.0
E-40	0	0	0.0
G-02	3,790	55,052,054	202,410.5
G-32/B-32	775	146,513,852	400,675.3
G-62/B-62	0	0	0.0
R-02	0	0	0.0
T-06/T-08	0	0	0.0
X-01	1	1,334,216	13,400.0
M-1	0	0	0.0
S-5T	130	755,530	0.0
S-10	0	117,831	0.0
S-6A	1	79	0.0
S-14	111	506,275	0.0
Total Open Access	58,253	232,787,816	616,485.8

* As of 2010 Q4, data pertaining to self-generating suppliers and rate class M-1 (Station Power Delivery and Reliability Service Rate) are excluded from the report.

June-21

<u>Rate Class</u>	<u># of Customers</u>	<u>kWh</u>	<u>Demand</u>
A-16	37,551	19,621,724	0.0
A-60	4,843	2,115,780	0.0
C-06/C-08	11,227	13,412,316	0.0
E-30	0	0	0.0
E-40	0	0	0.0
G-02	3,868	65,867,820	229,140.3
G-32/B-32	806	170,219,019	461,044.7
G-62/B-62	0	0	0.0
R-02	0	0	0.0
T-06/T-08	0	0	0.0
X-01	1	1,218,578	14,256.0
M-1	0	0	0.0
S-5T	128	2,240,184	0
S-10	0	115,883	0.0
S-6A	0	0	0.0
S-14	113	162,078	0.0
Total Open Access	58,537	274,973,382	704,441.0

* As of 2010 Q4, data pertaining to self-generating suppliers and rate class M-1 (Station Power Delivery and Reliability Service Rate) are excluded from the report.

National Grid
State of Rhode Island Quarterly Report
Monthly Historical Data by Type of Generation Service

	<u>Competitive Supply(1)</u>		<u>Last Resort Service</u>		<u>Standard Offer</u>		<u>Total</u>	
	<u>Number of Customers</u>	<u>kWhs</u>	<u>Number of Customers (2)</u>	<u>kWhs</u>	<u>Number of Customers</u>	<u>kWhs</u>	<u>Number of Customers</u>	<u>kWhs</u>
1998								
January	3	2,087,159	-	-	328,183	457,823,555	328,186	459,910,714
February	-	-	-	-	334,630	421,530,271	334,630	421,530,271
March	-	-	-	-	334,674	394,236,554	334,674	394,236,554
April	-	-	-	-	334,803	373,875,558	334,803	373,875,558
May	97	165,494	-	-	332,815	367,581,424	332,912	367,746,918
June	9	471,857	-	-	334,639	392,776,837	334,648	393,248,694
July	11	315,834	-	-	332,850	420,732,326	332,861	421,048,160
August	28	379,606	-	-	333,026	470,954,510	333,054	471,334,116
September	41	497,083	-	-	333,473	449,030,687	333,514	449,527,770
October	253	555,272	-	-	333,892	409,835,159	334,145	410,390,431
November	361	673,116	-	-	334,274	389,098,437	334,635	389,771,553
December	504	739,069	-	-	334,692	431,365,421	335,196	432,104,490
Annual Total		5,884,490		-		4,978,840,739		4,984,725,229
1999								
January	1,230	8,312,007	6	-	334,301	473,199,436	335,537	481,511,443
February	1,661	35,393,925	15	143	334,153	376,763,002	335,829	412,157,070
March	1,666	36,458,605	40	8,620	334,323	378,776,165	336,029	415,243,390
April	1,621	39,140,223	72	18,919	334,375	340,948,488	336,068	380,107,630
May	1,634	38,283,260	112	33,558	334,417	328,148,241	336,163	366,465,059
June	1,600	41,768,923	155	53,068	334,220	362,463,305	335,975	404,285,296
July	1,558	40,674,806	182	198,537	334,300	442,363,458	336,040	483,236,801
August	1,540	42,259,672	203	253,887	334,511	457,044,820	336,254	499,558,379
September	1,569	50,356,985	225	289,736	334,988	417,540,495	336,782	468,187,216
October	1,542	42,639,377	238	265,776	335,593	368,768,692	337,373	411,673,845
November	1,415	46,976,932	349	241,032	336,190	345,284,869	337,954	392,502,833
December	1,028	47,581,922	727	370,364	336,736	409,266,612	338,491	457,218,898
Annual Total		#####		1,733,640		4,700,567,583		5,172,147,860
Cumulative Total		#####		1,733,640		9,679,408,322		#####
2000								
January	998	30,236,044	752	2,822,979	337,120	400,745,146	338,870	433,804,169
February	632	29,517,224	1,112	32,620,925	337,404	419,877,249	339,148	482,015,398
March	192	12,555,486	1,560	27,154,126	337,521	380,612,179	339,273	420,321,791
April	143	3,602,928	1,586	39,090,524	337,580	350,948,764	339,309	393,642,216
May(3)	165	5,385,977	1,916	43,772,351	460,314	467,320,521	462,395	516,478,849
June	161	9,225,985	1,908	52,415,458	460,030	523,584,661	462,099	585,226,104
July	161	7,313,399	1,897	47,678,237	460,225	587,445,791	462,283	642,437,427
August	161	7,380,100	1,891	47,613,352	460,528	567,229,640	462,580	622,223,092
September	160	8,172,015	1,880	54,874,732	460,674	587,453,420	462,714	650,500,167
October	157	8,180,047	1,879	50,824,229	461,211	531,473,452	463,247	590,477,728
November	157	7,796,079	1,867	49,320,391	461,883	504,918,313	463,907	562,034,783
December	157	8,377,456	1,860	48,246,714	462,496	570,757,414	464,513	627,381,584
Annual Total		#####		#####		5,892,366,550		6,526,543,308
Cumulative Total		#####		#####		#####		#####

National Grid
State of Rhode Island Quarterly Report
Monthly Historical Data by Type of Generation Service

	<u>Competitive Supply(1)</u>		<u>Last Resort Service</u>		<u>Standard Offer</u>		<u>Total</u>	
	<u>Number of Customers</u>	<u>kWhs</u>	<u>Number of Customers (2)</u>	<u>kWhs</u>	<u>Number of Customers</u>	<u>kWhs</u>	<u>Number of Customers</u>	<u>kWhs</u>
2001								
January	157	7,714,377	1,858	54,550,924	462,948	638,061,153	464,963	700,326,454
February	157	9,183,839	1,786	38,788,838	461,397	542,297,794	463,340	590,270,471
March	161	25,895,000	1,777	32,636,431	461,487	535,210,784	463,425	593,742,215
April	162	25,778,067	1,767	16,815,448	461,471	511,725,055	463,400	554,318,570
May	163	26,594,951	1,758	31,725,263	461,327	486,649,581	463,248	544,969,795
June	163	27,007,928	1,754	31,815,172	461,454	521,562,705	463,371	580,385,805
July	517	29,424,608	1,392	26,078,520	461,452	612,780,688	463,361	668,283,816
August	1,137	41,872,889	814	12,952,714	461,394	601,251,077	463,345	656,076,680
September	2,282	51,218,926	750	4,814,323	460,427	625,379,444	463,459	681,412,693
October	2,614	58,017,710	729	3,650,134	460,526	537,481,963	463,869	599,149,807
November	2,666	77,719,067	714	5,118,749	461,096	494,884,558	464,476	577,722,374
December	2,705	76,233,932	713	3,563,500	461,861	514,641,231	465,279	594,438,663
Annual Total		456,661,294		262,510,016		6,621,926,033		7,341,097,343
Cumulative Total		#####		760,677,674		#####		#####
2002								
January	2,727	67,307,128	709	3,685,749	462,022	587,384,691	465,458	658,377,568
February	2,737	95,638,137	703	(1,722,361)	462,326	534,241,614	465,766	628,157,390
March	2,743	65,892,626	702	2,337,165	462,702	499,965,217	466,147	568,195,008
April	2,740	76,568,291	696	2,175,258	463,009	488,880,000	466,445	567,623,549
May	2,734	74,295,679	696	1,995,888	463,673	465,488,789	467,103	541,780,356
June	2,700	73,040,902	685	1,490,240	462,269	490,840,915	465,654	565,372,057
July	2,739	64,066,370	681	2,873,242	463,169	593,533,628	466,589	660,473,240
August	2,751	93,735,903	670	1,746,529	463,338	626,460,420	466,759	721,942,852
September	2,755	78,505,326	649	1,355,281	463,297	597,790,094	466,701	677,650,701
October	2,747	82,499,928	648	1,325,624	463,534	541,505,038	466,929	625,330,590
November	2,741	85,803,391	650	4,213,951	464,190	528,306,272	467,581	618,323,614
December	2,132	82,161,123	1,257	4,537,244	464,626	595,688,698	468,015	682,387,065
Annual Total		939,514,804		26,013,810		6,550,085,376		7,515,613,990
Cumulative Total		#####		786,691,484		#####		#####
2003								
January	1,985	62,368,061	1,408	19,572,407	465,147	612,526,727	468,540	694,467,195
February	2,000	46,931,010	1,389	20,781,267	466,140	573,405,929	469,529	641,118,206
March	1,970	66,770,592	1,418	20,729,272	466,433	552,286,014	469,821	639,785,878
April	1,963	44,413,222	1,419	27,527,952	466,436	501,542,688	469,818	573,483,862
May	1,957	46,216,482	1,420	34,073,116	466,519	482,992,185	469,896	563,281,783
June	2,065	48,001,135	1,315	33,858,523	466,110	490,926,565	469,490	572,786,223
July	2,083	48,554,843	1,293	30,735,106	466,407	607,540,196	469,783	686,830,145
August	2,116	54,875,855	1,260	32,401,343	466,575	660,102,236	469,951	747,379,434
September	2,145	44,741,622	1,236	19,977,578	466,795	633,003,428	470,176	697,722,628
October	2,288	72,703,628	1,139	13,539,820	466,964	523,233,581	470,391	609,477,029
November	2,312	75,582,865	1,113	11,884,656	467,487	511,246,998	470,912	598,714,519
December	2,235	76,349,747	1,188	11,943,960	468,361	580,751,039	471,784	669,044,746
Annual Total		687,509,062		277,025,000		6,729,557,586		7,694,091,648
Cumulative Total		#####		#####		#####		#####

National Grid
State of Rhode Island Quarterly Report
Monthly Historical Data by Type of Generation Service

	<u>Competitive Supply(1)</u>		<u>Last Resort Service</u>		<u>Standard Offer</u>		<u>Total</u>	
	<u>Number of Customers</u>	<u>kWhs</u>	<u>Number of Customers (2)</u>	<u>kWhs</u>	<u>Number of Customers</u>	<u>kWhs</u>	<u>Number of Customers</u>	<u>kWhs</u>
2004								
January	2,234	75,370,719	1,198	16,515,917	468,782	617,638,437	472,214	709,525,073
February	2,253	68,181,992	1,184	15,704,065	469,240	576,720,905	472,677	660,606,962
March	2,267	67,668,979	1,176	18,048,829	469,196	548,542,881	472,639	634,260,689
April	2,268	66,064,562	1,166	13,523,228	469,254	516,025,134	472,688	595,612,924
May	1,348	66,003,180	2,086	12,753,849	469,069	487,351,484	472,503	566,108,513
June	1,643	65,068,901	1,878	23,879,239	468,548	535,854,816	472,069	624,802,956
July	2,135	60,693,032	1,465	24,914,503	468,108	593,955,479	471,708	679,563,014
August	2,397	64,836,819	1,255	20,329,055	468,205	622,178,035	471,857	707,343,909
September	2,875	75,114,881	857	17,043,730	468,585	640,177,127	472,317	732,335,738
October	2,949	77,471,277	793	11,815,010	469,189	545,445,628	472,931	634,731,915
November	2,952	74,184,687	774	15,430,585	469,789	512,452,523	473,515	602,067,795
December	2,804	78,540,017	913	12,296,038	470,577	584,484,383	474,294	675,320,438
Annual Total		839,199,046		202,254,048		6,780,826,832		7,822,279,926
Cumulative Total		#####		#####		#####		47,056,499,304
2005								
January	2,809	67,223,969	945	17,428,917	471,581	589,044,964	475,335	673,697,850
February	2,838	69,295,034	933	16,483,915	472,317	560,253,357	476,088	646,032,306
March	2,826	79,324,287	932	12,791,354	472,619	567,098,041	476,377	659,213,682
April	2,876	77,541,293	899	9,827,653	472,550	512,423,662	476,325	599,792,608
May	2,839	74,192,269	930	9,908,437	472,439	477,083,497	476,208	561,184,203
June	2,865	76,041,724	909	12,072,216	472,470	525,213,042	476,244	613,326,982
July	2,882	77,004,733	894	14,313,023	472,553	629,492,615	476,329	720,810,371
August	2,898	80,636,902	899	13,985,829	473,547	689,545,140	477,344	784,167,871
September	2,910	82,855,196	891	14,563,311	472,811	677,739,427	476,612	775,157,934
October	2,868	78,123,329	930	13,920,763	473,057	558,533,611	476,855	650,577,703
November	2,799	67,274,966	994	17,146,353	473,295	513,004,576	477,088	597,425,895
December	2,793	61,906,908	998	39,968,587	474,191	602,072,305	477,982	703,947,800
Annual Total		891,420,610		192,410,358		6,901,504,237		7,985,335,205
Cumulative Total		#####		#####		#####		55,041,834,509
2006								
January	2,849	45,336,021	964	41,988,660	474,857	599,805,461	478,670	687,130,142
February	2,904	43,280,460	923	38,983,999	475,207	517,601,487	479,034	599,865,946
March	2,948	66,544,706	875	29,776,175	475,542	574,027,353	479,365	670,348,234
April	3,065	73,777,336	824	15,797,686	475,389	494,092,624	479,278	583,667,646
May	3,249	75,786,163	811	12,185,406	474,998	458,149,747	479,058	546,121,316
June	3,335	95,709,690	788	12,065,833	474,260	501,159,091	478,383	608,934,614
July	3,370	93,656,141	786	12,866,806	473,941	614,930,939	478,097	721,453,886
August	3,371	104,855,263	784	14,238,415	473,809	675,728,561	477,964	794,822,239
September	3,350	98,580,859	775	12,803,541	468,255	575,594,441	472,380	686,978,841
October	3,374	100,512,312	775	11,840,472	474,636	484,046,114	478,785	596,398,898
November	3,385	91,401,700	762	12,089,817	475,270	471,299,560	479,417	574,791,077
December	3,396	102,237,167	775	13,179,330	475,980	546,399,668	480,151	661,816,165
Annual Total		991,677,818		227,816,140		6,512,835,046		7,732,329,004
Cumulative Total		#####		#####		#####		62,774,163,513

National Grid
State of Rhode Island Quarterly Report
Monthly Historical Data by Type of Generation Service

	Competitive Supply(1)		Last Resort Service		Standard Offer		Total	
	Number of Customers	kWhs	Number of Customers (2)	kWhs	Number of Customers	kWhs	Number of Customers	kWhs
2007								
January	3,381	100,320,608	785	14,316,695	476,532	584,220,746	480,698	698,858,049
February	3,352	93,505,465	780	13,842,944	476,884	528,332,828	481,016	635,681,237
March	3,394	95,146,878	769	13,118,250	478,043	542,612,660	482,206	650,877,788
April	3,407	93,392,750	769	12,691,055	478,132	485,100,740	482,308	591,184,545
May	3,394	92,489,444	767	11,941,866	477,799	470,689,877	481,960	575,121,187
June	3,390	96,658,477	764	13,818,744	477,181	517,823,660	481,335	628,300,881
July	3,347	90,905,766	800	15,751,253	476,562	573,566,967	480,709	680,223,986
August	3,317	97,342,301	821	16,784,287	476,246	646,041,995	480,384	760,168,583
September	3,262	99,920,162	869	23,474,030	475,953	601,335,853	480,084	724,730,045
October	3,227	89,392,691	902	25,292,980	475,521	527,217,522	479,650	641,903,193
November	3,233	93,368,817	885	18,396,466	475,758	496,768,042	479,876	608,533,325
December	3,206	99,151,139	905	15,873,971	476,828	569,047,235	480,939	684,072,345
Annual Total	#####			195,302,541		6,542,758,125		7,879,655,164
Cumulative Total	#####			#####		#####		#####
2008								
January	3,344	108,141,204	878	14,785,735	464,171	583,797,693	468,393	706,724,632
February	3,126	83,211,462	1,002	12,485,838	481,438	551,015,683	485,566	646,712,983
March	3,124	85,854,831	1,114	14,261,688	480,990	493,807,205	485,228	593,923,724
April	3,050	98,390,514	1,094	13,447,489	467,089	537,942,272	471,233	649,780,275
May	3,146	85,020,323	1,117	13,254,552	481,255	438,045,311	485,518	536,320,186
June	2,993	92,668,526	1,246	13,674,446	482,919	497,867,816	487,158	604,210,788
July	2,900	82,700,911	1,317	23,776,004	481,892	602,969,314	486,109	709,446,229
August	2,904	88,545,478	1,360	25,535,044	480,751	675,999,001	485,015	790,079,523
September	2,832	80,093,164	1,390	45,715,424	480,609	620,757,392	484,831	746,565,980
October	2,929	78,703,398	1,375	34,015,253	479,937	542,891,558	484,241	655,610,209
November	3,158	97,597,862	1,297	17,151,781	482,276	370,332,375	486,731	485,082,018
December	3,320	102,717,045	1,225	14,524,719	466,540	491,884,691	471,085	609,126,455
Annual Total	#####			242,627,973		6,407,310,311		7,733,583,002
Cumulative Total	#####			#####		#####		#####
2009								
January	3,892	136,296,995	1,308	18,668,830	480,143	601,929,535	485,343	756,895,360
February	4,158	130,970,759	1,365	15,766,471	481,270	492,637,196	486,793	639,374,426
March	4,296	127,647,032	1,328	14,983,324	481,813	506,692,151	487,437	649,322,507
April	4,715	110,002,581	1,136	11,347,988	480,883	427,557,447	486,734	548,908,016
May	4,896	181,693,652	1,122	10,211,001	481,717	398,835,040	487,735	590,739,693
June	6,677	149,917,663	1,147	12,751,649	470,872	397,408,789	478,696	560,078,101
July	7,197	165,163,524	1,150	12,206,418	478,642	466,483,138	486,989	643,853,080
August	7,350	171,970,596	1,119	11,596,095	464,574	499,941,344	473,043	683,508,035
September	7,814	192,013,763	1,127	13,332,173	477,768	515,860,996	486,709	721,206,932
October	7,892	188,918,581	1,110	12,628,030	472,307	388,276,001	481,309	589,822,612
November	8,120	169,300,085	1,180	15,606,567	477,232	373,668,110	486,532	558,574,762
December	8,227	180,551,718	1,210	19,687,045	471,515	419,967,545	480,952	620,206,308
Annual Total	#####			168,785,591		5,489,257,292		7,562,489,832
Cumulative Total	#####			#####		#####		#####

National Grid
State of Rhode Island Quarterly Report
Monthly Historical Data by Type of Generation Service

	<u>Competitive Supply(1)</u>		<u>Last Resort Service</u>		<u>Standard Offer</u>		<u>Total</u>	
	<u>Number of Customers</u>	<u>kWhs</u>	<u>Number of Customers (2)</u>	<u>kWhs</u>	<u>Number of Customers</u>	<u>kWhs</u>	<u>Number of Customers</u>	<u>kWhs</u>
2010								
January	8,480	198,442,359	1,293	17,394,008	477,210	487,989,217	486,983	703,825,584
February	8,469	186,168,735	-	-	478,567	448,106,128	487,036	634,274,863
March	8,637	182,485,680	-	-	479,746	434,120,936	488,383	616,606,616
April	8,568	185,620,128	-	-	466,899	398,625,595	475,467	584,245,723
May	8,921	181,641,905	-	-	479,233	366,657,832	488,154	548,299,737
June	9,098	197,248,748	-	-	466,876	398,479,560	475,974	595,728,308
July	9,340	226,291,831	-	-	477,739	569,034,194	487,079	795,326,025
August	9,559	232,063,525	-	-	465,228	547,011,793	474,787	779,075,318
September	9,647	229,129,561	-	-	472,653	491,111,742	482,300	720,241,303
October	9,803	201,835,705	-	-	477,917	393,074,189	487,720	594,909,894
November	10,347	195,176,518	-	-	477,190	371,198,240	487,537	566,374,758
December	10,585	199,539,572	-	-	456,476	413,439,719	467,061	612,979,291
Annual Total		2,415,644,267		17,394,008		5,318,849,145		7,751,887,420
Cumulative Total		#####		#####		#####		93,701,778,931
2011								
January	11,411	209,498,691	-	-	477,672	474,549,962	489,083	684,048,653
February	11,530	205,743,158	-	-	477,598	446,655,742	489,128	652,398,900
March	11,555	209,613,436	-	-	459,054	410,024,333	470,609	619,637,769
April	11,973	194,916,005	-	-	477,013	385,766,051	488,986	580,682,056
May	12,321	205,045,302	-	-	476,935	359,541,000	489,256	564,586,302
June	12,386	212,278,055	-	-	477,369	392,571,655	489,755	604,849,710
July	12,332	225,761,849	-	-	476,659	499,558,993	488,991	725,320,842
August	11,919	229,213,299	-	-	463,787	560,151,935	475,706	789,365,234
September	12,093	211,764,929	-	-	476,660	484,410,229	488,753	696,175,158
October	12,159	200,350,781	-	-	477,760	408,735,333	489,919	609,086,114
November	12,312	190,923,444	-	-	476,005	395,092,822	488,317	586,016,266
December	12,447	194,531,608	-	-	463,762	400,834,425	476,209	595,366,033
Annual Total		2,489,640,557		-		5,217,892,480		7,707,533,037
Cumulative Total		#####		#####		#####		101,409,311,968
2012								
January	13,196	210,462,477	-	-	469,640	438,224,877	482,836	648,687,354
February	13,726	192,248,651	-	-	476,365	422,414,348	490,091	614,662,999
March	14,032	208,119,333	-	-	476,200	409,350,650	490,232	617,469,983
April	14,348	204,601,260	-	-	476,705	384,517,415	491,053	589,118,675
May	14,491	204,335,459	-	-	463,515	338,423,872	478,006	542,759,331
June	15,745	221,583,516	-	-	475,521	387,492,022	491,266	609,075,538
July	16,246	241,849,578	-	-	474,139	478,013,973	490,385	719,863,551
August	16,411	268,464,277	-	-	473,084	542,723,659	489,495	811,187,936
September	16,665	262,937,856	-	-	473,569	480,800,278	490,234	743,738,134
October	16,979	221,629,218	-	-	472,020	350,040,786	488,999	571,670,004
November	17,588	219,283,215	-	-	472,348	342,884,563	489,936	562,167,778
December	17,849	220,726,140	-	-	471,896	399,053,454	489,745	619,779,594
Annual Total		2,676,240,980		-		4,973,939,897		7,650,180,877
Cumulative Total		#####		#####		#####		109,059,492,845

National Grid
State of Rhode Island Quarterly Report
Monthly Historical Data by Type of Generation Service

	<u>Competitive Supply(1)</u>		<u>Last Resort Service</u>		<u>Standard Offer</u>		<u>Total</u>	
	<u>Number of Customers</u>	<u>kWhs</u>	<u>Number of Customers (2)</u>	<u>kWhs</u>	<u>Number of Customers</u>	<u>kWhs</u>	<u>Number of Customers</u>	<u>kWhs</u>
2013								
January	17,122	226,046,347	-	-	473,273	438,177,751	490,395	664,224,098
February	18,329	235,322,689	-	-	472,980	439,296,297	491,309	674,618,986
March	20,716	214,220,485	-	-	471,485	395,239,561	492,201	609,460,046
April	20,650	214,233,076	-	-	471,825	385,510,295	492,475	599,743,371
May	20,727	216,687,455	-	-	472,161	357,405,758	492,888	574,093,213
June	20,313	219,423,931	-	-	472,896	382,023,923	493,209	601,447,854
July	19,961	242,251,346	-	-	472,437	526,335,787	492,398	768,587,133
August	19,744	252,054,812	-	-	471,818	554,814,957	491,562	806,869,769
September	19,829	230,937,824	-	-	473,215	452,640,581	493,044	683,578,405
October	19,940	203,473,145	-	-	471,646	366,582,492	491,586	570,055,637
November	18,553	196,943,744	-	-	473,657	362,688,326	492,210	559,632,070
December	18,070	207,139,031	-	-	473,109	432,520,327	491,179	639,659,358
Annual Total		2,658,733,885		-		5,093,236,055		7,751,969,940
Cumulative Total		19,789,402,355		2,310,307,143		94,711,753,287		116,811,462,785
2014								
January	19,415	209,090,310	-	-	471,930	503,791,459	491,345	712,881,769
February	20,547	206,824,643	-	-	470,579	460,523,721	491,126	667,348,364
March	25,074	201,734,821	-	-	468,465	436,489,186	493,539	638,224,007
April	31,881	202,042,392	-	-	460,895	392,662,181	492,776	594,704,573
May	34,798	215,302,016	-	-	458,890	371,895,707	493,688	587,197,723
June	35,946	206,257,886	-	-	457,462	357,083,210	493,408	563,341,096
July	35,872	228,142,511	-	-	457,173	444,844,136	493,045	672,986,647
August	35,818	165,388,248	-	-	455,782	487,618,199	491,600	653,006,447
September	37,543	246,112,782	-	-	455,778	446,066,710	493,321	692,179,492
October	36,692	262,247,336	-	-	456,524	368,246,325	493,216	630,493,661
November	35,857	208,327,985	-	-	455,648	366,102,433	491,505	574,430,418
December	35,407	207,451,106	-	-	456,933	419,640,132	492,340	627,091,238
Annual Total		2,558,922,036		-		5,054,963,399		7,613,885,435
Cumulative Total		22,348,324,391		2,310,307,143		99,766,716,686		124,425,348,220
2015								
January	34,814	212,536,951	-	-	457,257	442,969,964	492,071	655,506,915
February	36,534	234,828,872	-	-	457,546	444,146,015	494,080	678,974,887
March	37,410	237,248,974	-	-	456,863	400,285,031	494,273	637,534,005
April	41,483	239,013,065	-	-	453,489	354,933,622	494,972	593,946,687
May	44,752	231,509,521	-	-	451,011	302,584,321	495,763	534,093,842
June	46,557	256,098,228	-	-	448,858	333,113,561	495,415	589,211,789
July	46,607	267,596,105	-	-	446,314	390,729,473	492,921	658,325,578
August	46,950	301,546,738	-	-	446,004	453,023,704	492,954	754,570,442
September	49,646	305,263,631	-	-	444,764	452,765,153	494,410	758,028,784
October	50,043	265,720,360	-	-	425,976	331,871,388	476,019	597,591,748
November	53,982	246,209,001	-	-	442,735	283,870,575	496,717	530,079,576
December	54,437	277,293,132	-	-	441,041	347,036,426	495,478	624,329,558
Annual Total		3,074,864,578		-		4,537,329,233		7,612,193,811
Cumulative Total		25,423,188,969		2,310,307,143		104,304,045,919		132,037,542,031

National Grid
State of Rhode Island Quarterly Report
Monthly Historical Data by Type of Generation Service

	<u>Competitive Supply(1)</u>		<u>Last Resort Service</u>		<u>Standard Offer</u>		<u>Total</u>	
	<u>Number of Customers</u>	<u>kWhs</u>	<u>Number of Customers (2)</u>	<u>kWhs</u>	<u>Number of Customers</u>	<u>kWhs</u>	<u>Number of Customers</u>	<u>kWhs</u>
2016								
January	54,832	277,939,298	-	-	439,360	349,969,616	494,192	627,908,914
February	55,139	278,277,331	-	-	439,882	332,343,084	495,021	610,620,415
March	56,021	278,282,204	-	-	441,355	329,618,333	497,376	607,900,537
April	56,565	268,478,930	-	-	438,547	302,767,402	495,112	571,246,332
May	57,146	246,208,828	-	-	428,956	260,700,876	486,102	506,909,704
June	60,682	296,513,986	-	-	434,241	314,897,499	494,923	611,411,485
July	63,582	315,292,472	-	-	429,295	376,534,933	492,877	691,827,405
August	65,731	342,250,656	-	-	428,747	444,089,629	494,478	786,340,285
September	67,578	341,604,733	-	-	426,060	401,332,611	493,638	742,937,344
October	68,212	288,008,704	-	-	427,173	296,233,162	495,385	584,241,866
November	69,299	270,875,421	-	-	428,299	268,280,758	497,598	539,156,179
December	66,573	284,427,205	-	-	408,619	298,895,271	475,192	583,322,476
Annual Total		3,488,159,768		-		3,975,663,174		7,463,822,942
Cumulative Total		20,618,828,238		2,310,307,143		93,594,180,406		116,523,315,787
2017								
January	70,298	300,263,332	-	-	423,252	339,129,068	493,550	639,392,400
February	70,790	282,774,029	-	-	426,794	316,717,782	497,584	599,491,811
March	67,883	284,822,698	-	-	409,429	300,248,317	477,312	585,071,015
April	70,526	283,450,829	-	-	416,203	296,888,626	486,729	580,339,455
May	72,486	257,062,715	-	-	423,025	262,064,187	495,511	519,126,902
June	72,840	289,200,418	-	-	428,119	297,204,228	500,959	586,404,646
July	72,143	319,875,253	-	-	427,969	384,163,936	500,112	704,039,189
August	70,382	319,605,838	-	-	429,607	391,394,073	499,989	710,999,911
September	68,278	299,881,920	-	-	427,587	344,597,675	495,865	644,479,595
October	64,751	288,708,021	-	-	411,412	294,985,235	476,163	583,693,256
November	68,701	275,904,338	-	-	432,368	289,876,854	501,069	565,781,192
December	64,907	269,328,442	-	-	410,204	299,990,755	475,111	569,319,197
Annual Total		3,470,877,833		-		3,817,260,736		7,288,138,569
Cumulative Total		24,089,706,071		2,310,307,143		97,411,441,142		123,811,454,356
2018								
January	66,240	310,557,725	-	-	434,993	387,759,006	501,233	698,316,731
February	64,942	266,189,892	-	-	436,664	330,151,008	501,606	596,340,900
March	62,985	272,732,823	-	-	417,693	300,195,667	480,678	572,928,490
April	67,114	273,763,381	-	-	435,360	292,238,124	502,474	566,001,505
May	66,532	267,257,082	-	-	437,313	285,346,557	503,845	552,603,639
June	62,493	278,003,424	-	-	414,531	291,822,624	477,024	569,826,048
July	65,942	302,076,278	-	-	437,761	401,069,686	503,703	703,145,964
August	65,671	325,735,747	-	-	433,958	438,379,729	499,629	764,115,476
September	65,792	328,263,421	-	-	438,390	443,963,981	504,182	772,227,402
October	64,383	275,770,166	-	-	432,336	304,999,358	496,719	580,769,524
November	65,799	252,056,241	-	-	437,891	285,550,789	503,690	537,607,030
December	63,660	274,972,334	-	-	426,054	330,679,101	489,714	605,651,435
Annual Total		3,427,378,514		-		4,092,155,630		7,519,534,144
Cumulative Total		27,517,084,585		2,310,307,143		101,503,596,772		131,330,988,500

National Grid
State of Rhode Island Quarterly Report
Monthly Historical Data by Type of Generation Service

	<u>Competitive Supply(1)</u>		<u>Last Resort Service</u>		<u>Standard Offer</u>		<u>Total</u>	
	<u>Number of Customers</u>	<u>kWWhs</u>	<u>Number of Customers (2)</u>	<u>kWWhs</u>	<u>Number of Customers</u>	<u>kWWhs</u>	<u>Number of Customers</u>	<u>kWWhs</u>
2019								
January	62,983	278,507,148	-	-	434,732	359,135,556	497,715	637,642,704
February	64,355	258,958,790	-	-	438,654	340,325,913	503,009	599,284,703
March	63,804	272,229,357	-	-	440,210	318,711,868	504,014	590,941,225
April	63,217	260,838,123	-	-	424,795	290,059,279	488,012	550,897,402
May	64,150	263,707,923	-	-	434,989	268,037,974	499,139	531,745,897
June	64,851	260,074,738	-	-	440,713	286,604,710	505,564	546,679,448
July	63,174	298,559,347	-	-	431,226	381,533,878	494,400	680,093,225
August	64,338	334,649,983	-	-	441,137	469,910,739	505,475	804,560,722
September	63,511	295,402,767	-	-	438,374	368,749,009	501,885	664,151,776
October	63,179	254,038,540	-	-	443,456	277,981,553	506,635	532,020,093
November	62,154	257,076,344	-	-	440,917	259,511,389	503,071	516,587,733
December	58,014	265,054,424	-	-	421,452	316,602,474	479,466	581,656,898
Annual Total		3,299,097,484		-		3,937,164,342		7,236,261,826
Cumulative Total		28,722,286,453		2,310,307,143		108,241,210,261		139,273,803,857
2020								
January	60,978	182,884,975	-	-	446,646	367,527,715	507,624	550,412,690
February	59,659	287,846,857	-	-	432,174	297,992,117	491,833	585,838,974
March	59,398	279,604,477	-	-	433,192	296,667,317	492,590	576,271,794
April	60,072	265,032,234	-	-	435,580	294,484,735	495,652	559,516,969
May	61,223	250,536,622	-	-	446,227	280,404,289	507,450	530,940,911
June	60,198	253,619,355	-	-	442,770	295,389,321	502,968	549,008,676
July	57,478	289,237,083	-	-	427,895	289,237,083	485,373	578,474,166
August	59,830	315,218,753	-	-	447,723	315,218,753	507,553	630,437,506
September	56,650	276,300,472	-	-	422,254	361,147,828	478,904	637,448,300
October	58,328	258,657,702	-	-	441,826	297,158,165	500,154	555,815,867
November	58,554	236,104,477	-	-	442,683	277,077,602	501,237	513,182,079
December	56,665	263,073,634	-	-	428,082	317,249,967	484,747	580,323,601
Annual Total		3,158,116,641		-		3,689,554,892		6,847,671,533
Cumulative Total		31,880,403,094		2,310,307,143		111,930,765,153		146,121,475,390
2021								
January	58,744	273,289,248	-	-	442,771	361,006,888	501,515	634,296,136
February	59,304	272,349,056	-	-	448,885	348,416,477	508,189	620,765,533
March	56,457	269,297,626	-	-	437,966	326,544,745	494,423	595,842,371
April	57,498	253,745,583	-	-	444,314	293,323,729	501,812	547,069,312
May	58,127	232,436,033	-	-	450,270	262,970,561	508,397	495,406,594
June	58,420	273,939,982	-	-	451,118	327,309,264	509,538	601,249,246
July			-	-			-	-
August			-	-			-	-
September			-	-			-	-
October			-	-			-	-
November			-	-			-	-
December			-	-			-	-
Annual Total		1,575,057,528		-		1,919,571,664		3,494,629,192
Cumulative Total		33,455,460,622		2,310,307,143		113,850,336,817		149,616,104,582


- (1) Note: includes data pertaining to self-generating suppliers and rate class M-1 (Station Power Delivery and Reliability Service Rate).
- (2) Customer count reflects number of individual billing accounts. A customer may have more than one billing account.
- (3) Beginning in May 2000, amounts reflect Blackstone Valley Electric Company and Newport Electric Corporation resulting from the merger of both companies into Narragansett Electric Company.

CONFIDENTIAL INFORMATION

National Grid
State of Rhode Island Quarterly Report
Open Access Customer Data by Supplier

Apr-21

	<u>Complete Billing</u>		
	<u># of Customers</u>	<u>kWh</u>	<u>Demand</u>
Supplier: ██████████			
A-16	64	29,451	0.0
A-60	7	1,748	0.0
B-32			
B-62			
C-06/C-08	29	30,575	0.0
G-02	15	122,692	450.1
E-40			
G-32	1	13,840	39.0
G-62			
S-10			
S-5T	1	159	0.0
S-14			
Supplier Subtotal	117	198,465	489.1
Supplier: ██████████			
A-16			
A-60			
C-06/C-08			
G02			
G-32			
G-62			
S10			
S14			
Supplier Subtotal	0	0	0.0
Supplier: ██████████			
A-16			
A60			
B-32			
B-62			
C-06/C-08			
G-02			
G-32			
E-40			
G-62			
R-02			
T-06/T-08			
S-10			
S-5T			
S-14			
X-01			
Supplier Subtotal	0	0	0.0
Supplier: ██████████			
A-16	3,523	1,693,367	0.0
A-60	349	144,248	0.0
B-32			
B-62			
C-06/C-08	1,830	2,400,407	0.0
G-02	739	11,673,381	38,797.5
E-40			
G-32	127	21,022,693	53,104.4
G-62			
T-06/T-08			
X-01			
S-5T	38	-858,772	0.0
S-10	0	41,852	0.0
S-6A	1	103	0.0
S-14	33	278,139	0.0
Supplier Subtotal	6,640	36,395,418	91,901.9



	<u>Pass-Thru Billing</u>		
	<u># of Customers</u>	<u>kWh</u>	<u>Demand</u>
Supplier: ██████████			
A-16			
A-60			
B-32			
B-62			
C-06/C-08	130	372,171	0.0
G-02	13	73,060	195.6
E-40			
G-32			
G-62			
S-10			
S-5T			
S-14			
Supplier Subtotal	143	445,231	195.6
Supplier: ██████████			
A-16			
A-60			
C-06/C-08			
G02			
G-32			
G-62			
S10			
S14			
Supplier Subtotal	0	0	0.0
Supplier: ██████████			
A-16			
A60			
B-32			
B-62			
C-06/C-08			
G-02			
G-32			
E-40			
G-62			
R-02			
T-06/T-08			
S-10			
S-5T			
S-14			
X-01			
Supplier Subtotal	0	0	0.0
Supplier: ██████████			
A-16	29	37,547	0.0
A-60			
B-32			
B-62			
C-06/C-08	2,649	1,352,657	0.0
G-02	314	6,003,116	17,952.9
E-40			
G-32	126	33,149,290	76,225.3
G-62			
T-06/T-08			
X-01			
S-5T	10	14,916	0.0
S-10	0	23,353	0.0
S-6A			
S-14	5	1,166	0.0
Supplier Subtotal	3,133	40,582,045	94,178.2

CONFIDENTIAL INFORMATION

National Grid
State of Rhode Island Quarterly Report
Open Access Customer Data by Supplier

Apr-21


	<u>Complete Billing</u>				<u>Pass-Thru Billing</u>		
	# of Customers	kWh	Demand		# of Customers	kWh	Demand
Supplier: ██████████							
A-16				A-16			
A-60				A-60			
C-06/C-08				C-06/C-08			
E-40				E-40			
G-02				G-02			
G-32				G-32			
G-62				G-62			
T-06/T-08				T-06/T-08			
S-10				S-10			
S-14				S14			
Supplier Subtotal	0	0	0.0	Supplier Subtotal	0	0	0.0
Supplier: ██████████				Supplier: ██████████			
A-16	2,226	1,003,308	0.0	A-16	1	-698	0.0
A-60	324	137,809	0.0	A-60			
C-06/C-08	301	435,553	0.0	C-06/C-08			
E-30				E-30			
B32	1	18,315	78.0	B32			
G-02	71	1,198,921	4,206.7	G-02			
G-32	30	4,079,488	10,120.6	G-32			
G-62				G-62			
T-06/T-08				T-06/T-08			
M1B				M1B	1	412,252	0.0
S-10	0	1,124	0.0	S-10			
S-5T	1	370	0.0	S-5T			
S-14	1	832	0.0	S-14			
Supplier Subtotal	2,955	6,875,720	14,405.3	Supplier Subtotal	2	411,554	0.0
Supplier: ██████████				Supplier: ██████████			
C-06/C-08				C-06/C-08			
E-40				E-40			
G-02				G-02			
G-32				G-32			
Supplier Subtotal	0	0	0.0	Supplier Subtotal	0	0	0.0
Supplier: ██████████				Supplier: ██████████			
A16	116	66,824	0.0	A16			
A60	12	8,943	0.0	A60			
C06/C08	32	68,562	0.0	C06			
C02	9	99,563	362.3	C02			
G-32	2	107,680	426.6	G-32			
S10				S10			
S14				S14			
Supplier Subtotal	171	351,472	788.9	Supplier Subtotal	0	0	0.0
Supplier: ██████████				Supplier: ██████████			
A-16				A-16			
A60				A60			
B-32				B-32			
C-06/C-08				C-06/C-08			
E30				E-30			
G-02				G-02			
G-32				G-32			
G-62				G-62			
R-02				R-02			
T-06/T-08				T-06/T-08			
E40				E-40			
S-10				S-10			
S-14				S-14			
Supplier Subtotal	0	0	0.0	Supplier Subtotal	0	0	0.0

CONFIDENTIAL INFORMATION

National Grid
State of Rhode Island Quarterly Report
Open Access Customer Data by Supplier

Apr-21

	<u>Complete Billing</u>		
	# of Customers	kWh	Demand
Supplier: ██████████			
A-16	221	125,415	0.0
A-60	32	15,439	0.0
C-06/C-08	121	240,568	0.0
E-40			
G-02	50	749,117	2,543.5
G-32	8	992,816	3,473.2
R02			
T-06/T-08			
S-10	0	2,922	0.0
S-5T	5	34,289	0.0
S-14	6	1,461	0.0
Supplier Subtotal	443	2,162,027	6,016.7
Supplier: ██████████			
A16	179	87,474	0.0
A60	22	9,446	0.0
B-62			
C-06/C-08	112	130,731	0.0
E40			
G02	45	841,968	2,847.1
G-32	8	462,700	2,024.7
G-62			
S10	0	530	0.0
S-5T	3	1,070	0.0
S14	2	2,023	0.0
Supplier Subtotal	371	1,535,942	4,871.8
Supplier: ██████████			
A-16	2,357	1,117,504	0.0
B-32			
A60	311	123,363	0.0
C06	373	455,886	0.0
G02	111	1,477,992	5,499.0
G-32	15	7,582,039	15,049.8
G62			
S10	0	2,673	0.0
S-5T	4	112,273	0.0
S14	2	823	0.0
Supplier Subtotal	3,173	10,872,553	20,548.8
Supplier: ██████████			
A16	4,100	1,996,772	0.0
A60	528	211,122	0.0
C06/C08	569	657,811	0.0
G02	172	3,252,763	11,263.8
G-32	25	3,039,239	8,531.2
S-10	0	3,661	0.0
S-5T	5	1,689	0.0
S14	2	4,686	0.0
Supplier Subtotal	5,401	9,167,743	19,795.0
Supplier: ██████████			
A16			
A60	1	429	0.0
C06/C08	5	7,471	0.0
G02	1	8,240	43.2
G-32/G3F	1	156,000	315.0
Supplier Subtotal	8	172,140	358.2



	<u>Pass-Thru Billing</u>		
	# of Customers	kWh	Demand
Supplier: ██████████			
A-16			
A-60			
C-06/C-08			
E-40			
G-02			
G-32			
R-02			
T-06/T-08			
S-10	0	203	0.0
S-5T			
S-14			
Supplier Subtotal	0	203	0.0
Supplier: ██████████			
A16	14	33,536	0.0
A60			
B-62			
C-06/C-08	188	395,483	0.0
E-40			
G02	212	4,086,606	9,201.6
G-32	26	11,641,492	25,627.6
G-62			
S10	0	778	0.0
S-5T			
S14			
Supplier Subtotal	440	16,157,895	34,829.2
Supplier: ██████████			
A-16	3	724	0.0
B-32			
A60	1	862	0.0
C06	14	12,444	0.0
G02	7	108,578	423.6
G-32	5	440,365	1,224.4
G62			
S10	0	40	0.0
S-5T			
S14			
Supplier Subtotal	30	563,013	1,648.0
Supplier: ██████████			
A16			
A60	3	2,956	0.0
C06/C08			
G02			
G-32			
S10			
S-5T			
S14			
Supplier Subtotal	3	2,956	0.0
Supplier: ██████████			
A16			
A60			
C06/C08	5	6,045	0.0
G02			
G-32/G3F	4	1,165,228	3,739.0
Supplier Subtotal	9	1,171,273	3,739.0

CONFIDENTIAL INFORMATION

National Grid
State of Rhode Island Quarterly Report
Open Access Customer Data by Supplier

Apr-21

	<u>Complete Billing</u>		
	# of Customers	kWh	Demand
Supplier: ██████████			
A16	1,368	696,826	0.0
A60	98	35,672	0.0
B-32			
C06/C08	360	513,885	0.0
G02	178	2,286,429	7,954.3
G-32	32	4,254,168	13,988.8
G62			
S10	0	12,135	0.0
S-5T	5	85,278	0.0
S14	6	103,802	0.0
Supplier Subtotal	2,047	7,988,195	21,943.1
Supplier: ██████████			
A16	790	438,734	0.0
A60	93	41,265	0.0
B-32			
C06/C08	520	811,790	0.0
E30			
G02	266	3,665,175	13,282.8
G3F/G-32	41	5,481,852	15,743.5
G62			
T06			
S5T	7	98,686	0.0
S10	0	23,125	0.0
S14	17	58,411	0.0
S6A			
X01			
Supplier Subtotal	1,734	10,619,038	29,026.3
Supplier: ██████████			
A-16	3,482	1,804,623	0.0
A-60	340	140,847	0.0
B-32			
C-06/C-08	466	589,786	0.0
E-30			
G-02	137	1,819,948	6,911.7
G-32	25	3,184,649	9,805.2
G-6F			
T-06/T-08			
S-10	0	936	0.0
S-5T	2	3,381	0.0
S-14	5	13,673	0.0
Supplier Subtotal	4,457	7,557,843	16,716.9
Supplier: ██████████			
A-16	302	152,508	0.0
A-60	28	12,126	0.0
C-06/C-08	41	36,139	0.0
G-02	10	100,766	377.2
G-32	3	230,104	741.8
S-10	0	102	0.0
S14	1	1,560	0.0
S-5T			
Supplier Subtotal	385	533,305	1,119.0
Supplier: ██████████			
A-16			
A-60			
C-06/C08			
G-02			
G-32			
G-62			
S-10			
S-14			
Supplier Subtotal	0	0	0.0

	<u>Pass-Thru Billing</u>		
	# of Customers	kWh	Demand
Supplier: ██████████			
A16	11	10,232	0.0
A60			
B-32			
C06/C08	8	55,715	0.0
G02	2	29,455	141.7
G-32	4	1,047,500	2,331.9
G62			
S10			
S-5T			
S14			
Supplier Subtotal	25	1,142,902	2,473.6
Supplier: ██████████			
A16	14	9,903	0.0
A60			
B-32	1	685,064	10,564.9
C06/C08	165	362,930	0.0
E30			
G02	158	3,578,897	12,757.4
G3F/G-32	84	14,597,501	41,313.0
G62			
T06			
S5T	9	-44,130	0.0
S10	0	10,493	0.0
S14	9	2,695	0.0
S6A			
X01	1	1,175,722	13,992.0
Supplier Subtotal	441	20,379,075	78,627.3
Supplier: ██████████			
A-16			
A-60			
B-32			
C-06/C-08			
E-30			
G-02			
G-32			
G-6F			
T-06/T-08			
S-10			
S-5T			
S-14			
Supplier Subtotal	0	0	0.0
Supplier: ██████████			
A-16			
A-60			
C-06/C-08			
G-02			
G-32			
S-10			
S14			
S-5T			
Supplier Subtotal	0	0	0.0
Supplier: ██████████			
A-16			
A-60			
C-06/C08			
G-02			
G-32			
G-62			
S-10			
S-14			
Supplier Subtotal	0	0	0.0

CONFIDENTIAL INFORMATION

National Grid
State of Rhode Island Quarterly Report
Open Access Customer Data by Supplier

Apr-21


	Complete Billing				Pass-Thru Billing		
	# of Customers	kWh	Demand		# of Customers	kWh	Demand
Supplier: ██████████							
A-16	2,333	1,182,685	0.0	A-16			
A-60	269	108,922	0.0	A-60			
G02	147	2,357,498	7,899.2	G02			
B-32				B-32			
C-06 / C-08	460	630,919	0.0	C-06			
G-32 / G-32	17	7,912,220	16,684.9	G-32			
G62				G62			
S-10	0	3,388	0.0	S-10			
S-5T	4	8,218	0.0	S-5T			
S14	5	24,157	0.0	S14			
Supplier Subtotal	3,235	12,228,007	24,584.1	Supplier Subtotal	0	0	0.0
Supplier: ██████████							
A16	55	28,488	0.0	A16	2	2,169	0.0
A60	3	571	0.0	A60			
C06	35	36,731	0.0	C06	23	95,458	0.0
C02	21	233,029	870.7	G02	74	1,339,608	3,984.4
G-32	6	442,580	1,177.7	G-32	7	709,260	2,276.9
G62				G62			
S10	0	2,143	0.0	S10	0	1,513	0.0
S-5T				S-5T			
S-14				S-14	4	6,744	0.0
Supplier Subtotal	120	743,842	2,048.4	Supplier Subtotal	106	2,138,008	6,261.3
Supplier: ██████████							
A-16	1	327	0.0	A-16			
A-60				A-60			
B-32				B-32			
C-06/C-08				C-06/C-08			
E-30				E-30			
G-02				G-02			
G-32				G-32	1	7,027,907	12,236.0
G-6F				G-6F			
T-06/T-08				T-06/T-08			
S-10				S-10			
S-14				S-14			
Supplier Subtotal	1	327	0.0	Supplier Subtotal	1	7,027,907	12,236.0
Supplier: ██████████							
A-16	5,626	2,421,311	0.0	A-16	1	-1,582	0.0
A-60	895	334,776	0.0	A-60	2	945	0.0
B-32				B-32			
C-06/C-08	754	894,266	0.0	C-06/C-08			
E-30				E-30			
G-02	175	2,569,962	9,156.2	G-02			
G-32	38	4,274,123	12,931.9	G-32			
G-6F				G-6F			
T-06/T-08				T-06/T-08			
S-10	0	1,635	0.0	S-10			
S-5T	14	54,062	0.0	S-5T			
S-14	1	159	0.0	S-14			
Supplier Subtotal	7,503	10,550,294	22,088.1	Supplier Subtotal	3	-637	0.0
Supplier: ██████████							
A-16	450	216,163	0.0	A-16			
A-60	37	14,165	0.0	A-60			
B-32				B32			
C-06/C-08	69	80,240	0.0	C-06/C-08			
E-30				E-30			
G-02	22	350,323	1,099.2	G-02			
G-32	4	823,750	1,974.0	G-32			
G-6F				G-6F			
T-06/T-08				T-06/T-08			
S-10	0	159	0.0	S-10			
S-5T				S-5T			
S-14				S-14			
Supplier Subtotal	582	1,484,800	3,073.2	Supplier Subtotal	0	0	0.0

CONFIDENTIAL INFORMATION

National Grid
State of Rhode Island Quarterly Report
Open Access Customer Data by Supplier

Apr-21

	Complete Billing		
	# of Customers	kWh	Demand
Supplier: ██████████			
A-16			
A-60			
B-32			
C-06/C-08			
E-30			
G-02			
G-32			
G-6F			
T-06/T-08			
S-10			
S-5T			
S-14			
Supplier Subtotal	0	0	0.0
Supplier: ██████████			
A-16	575	276,551	0.0
A-60	80	32,823	0.0
C-06/C-08	99	150,550	0.0
E-30			
G-02	24	404,259	1,307.6
G-32	10	1,559,186	3,758.8
G-6F			
T-06/T-08			
S-10	0	791	0.0
S-5T	6	33,504	0.0
S-14	1	5,201	0.0
Supplier Subtotal	795	2,462,865	5,066.4
Supplier: ██████████			
A-16			
A-60			
C-06/C-08			
E-30			
G-02			
G-32			
G-6F			
T-06/T-08			
S-10			
S-5T			
S-14			
Supplier Subtotal	0	0	0.0
Supplier: ██████████			
A-16	4,948	2,048,467	0.0
A-60	985	388,950	0.0
C-06/C-08	691	763,587	0.0
E-30			
G-02	179	3,363,182	11,811.9
G-32	26	3,568,940	10,846.0
G-6F			
T-06/T-08			
S-10	0	758	0.0
S-5T	13	175,638	0.0
S-14			
Supplier Subtotal	6,842	10,309,522	22,657.9
Supplier: ██████████			
A-16	1,290	657,363	0.0
A-60	135	56,054	0.0
B-32			
C-06/C-08	175	205,028	0.0
E-30			
G-02	56	740,595	3,387.2
G-32	12	1,259,102	4,664.1
G-6F			
T-06/T-08			
S-10	0	3,276	0.0
S-5T	4	77,159	0.0
S-14			
Supplier Subtotal	1,672	2,998,577	8,051.3



	Pass-Thru Billing		
	# of Customers	kWh	Demand
Supplier: ██████████			
A-16			
A-60			
B32			
C-06/C-08			
E-30			
G-02			
G-32			
G-6F			
T-06/T-08			
S-10			
S-5T			
S-14			
Supplier Subtotal	0	0	0.0
Supplier: ██████████			
A-16			
A-60			
C-06/C-08			
E-30			
G-02			
G-32			
G-6F			
T-06/T-08			
S-10			
S-5T			
S-14			
Supplier Subtotal	0	0	0.0
Supplier: ██████████			
A-16			
A-60	3	1,299	0.0
C-06/C-08			
E-30			
G-02			
G-32			
G-6F			
T-06/T-08			
S-10			
S-5T			
S-14			
Supplier Subtotal	3	1,299	0.0
Supplier: ██████████			
A-16			
A-60	1	4,738	0.0
B32			
C-06/C-08			
E-30			
G-02			
G-32	2	983,637	2,509.2
G-6F			
T-06/T-08			
S-10			
S-5T			
S-14			
Supplier Subtotal	3	988,375	2,509.2

CONFIDENTIAL INFORMATION

National Grid
State of Rhode Island Quarterly Report
Open Access Customer Data by Supplier

Apr-21

	Complete Billing					
	# of Customers	kWh	Demand			
Supplier: ██████████						
A-16	1,766	616,445	0.0			
A-60	124	41,951	0.0			
C-06/C-08	433	699,508	0.0			
E-30						
G-02	237	3,744,035	12,721.1			
G-32	42	4,728,665	14,937.6			
G-6F						
T-06/T-08						
S-10	0	10,205	0.0			
S-5T	4	1,735	0.0			
S6A						
S-14	6	29,377	0.0			
Supplier Subtotal	2,612	9,871,921	27,658.7			
Supplier: ██████████						
A-16	824	405,817	0.0			
A-60	92	35,598	0.0			
C-06/C-08	121	160,555	0.0			
E-30						
G-02	43	997,354	3,569.9			
G-32	2	912,338	1,853.7			
G-6F						
T-06/T-08						
S-10	0	40	0.0			
S-5T	1	102	0.0			
S-14						
Supplier Subtotal	1,083	2,511,804	5,423.6			
Supplier: ██████████						
A-16	254	131,407	0.0			
A-60	29	12,038	0.0			
C-06/C-08	114	114,522	0.0			
E-30						
G-02	61	952,219	3,215.7			
G-32	9	705,920	3,289.4			
G-6F						
T-06/T-08						
S-10	0	3,560	0.0			
S5T	1	162	0.0			
S-14	2	127,520	0.0			
Supplier Subtotal	470	2,047,348	6,505.1			
Supplier: ██████████						
A-16	116	82,170	0.0			
A-60	1	305	0.0			
C-06/C-08	54	67,393	0.0			
E-30						
G-02	38	445,104	1,909.8			
G-32	4	324,920	905.9			
G-6F						
T-06/T-08						
S-10	0	1,677	0.0			
S-14	1	478	0.0			
Supplier Subtotal	214	922,047	2,815.7			
Complete Billing Subtotal						
A-16	36,966	17,280,000	0.0	\$2,192,268.68	\$0.1269	
A-60	4,795	1,908,810	0.0	\$259,680.25	\$0.1360	
B-32	0	0	0.0	\$0.00	\$0.0000	
B-62	0	0	0.0	\$0.00	\$0.0000	
C-06/C-08	7,764	10,182,463	0.0	\$909,397.54	\$0.0893	
E-30	0	0	0.0	\$0.00	\$0.0000	
E-40	0	0	0.0	\$0.00	\$0.0000	
G-02	2,807	43,454,515	151,487.7	\$3,628,193.04	\$0.0835	
G-32	488	77,119,012	206,387.8	\$5,622,367.60	\$0.0729	
G-62	0	0	0.0	\$0.00	\$0.0000	
R-02	0	0	0.0	\$0.00	\$0.0000	
T-06/T-08	0	0	0.0	\$0.00	\$0.0000	
X-01	0	0	0.0	\$0.00	\$0.0000	
M-1	0	0	0.0	\$0.00	\$0.0000	
S-10	1	0	0.0	\$0.00	\$0.0000	
S-5T	118	-170,997	0.0	-\$11,207.44	\$1.2115	

	Pass-Thru Billing		
	# of Customers	kWh	Demand
Supplier: ██████████			
A-16	2	8,490	0.0
A-60			
C-06/C-08	55	140,863	0.0
E-30			
G-02	150	1,876,189	6,971.5
G-32	21	3,265,681	7,803.3
G-6F			
T-06/T-08			
S-10	0	1,219	0.0
S-5T			
S6A			
S-14	2	516	0.0
Supplier Subtotal	230	5,292,958	14,774.8
Supplier: ██████████			
A-16			
A-60			
C-06/C-08			
E-30			
G-02			
G-32			
G-6F			
T-06/T-08			
S-10			
S-5T			
S-14			
Supplier Subtotal	0	0	0.0
Supplier: ██████████			
A-16			
A-60			
C-06/C-08			
E-30			
G-02			
G-32			
G-6F			
T-06/T-08			
S-10			
S5T			
S-14			
Supplier Subtotal	0	0	0.0
Supplier: ██████████			
A-16			
A-60			
C-06/C-08			
E-30			
G-02	5	188,160	1,692.3
G-32	18	5,600,708	11,987.5
G-6F			
T-06/T-08			
S-10			
S5T			
S-14			
Supplier Subtotal	23	5,788,868	13,679.8
Pass-Thru Billing Subtotal			
A-16	77	100,321	0.0
A-60	10	10,800	0.0
B-32	1	685,064	10,564.9
B-62	0	0	0.0
C-06/C-08	3,237	2,783,766	0.0
E-30	0	0	0.0
E-40	0	0	0.0
G-02	935	17,283,669	53,321.0
G-32	298	79,628,569	187,274.1
G-62	0	0	0.0
R-02	0	0	0.0
T-06/T-08	0	0	0.0
X-01	1	1,175,722	13,992.0
M-1	1	412,252	0.0
S-10	0	37,599	0.0
S-5T	19	-29,214	0.0

CONFIDENTIAL INFORMATION

National Grid
State of Rhode Island Quarterly Report
Open Access Customer Data by Supplier

Apr-21

	<u>Complete Billing</u>						<u>Pass-Thru Billing</u>		
	<u># of Customers</u>	<u>kWh</u>	<u>Demand</u>	<u>Generation Revenue \$</u>	<u>Average Revenue \$/kWh</u>		<u># of Customers</u>	<u>kWh</u>	<u>Demand</u>
S-6A	91	652,302	0.0	\$45,211.29	\$0.0693	S-6A	0	0	0.0
S-14						S-14	20	11,121	0.0
Complete Billing Grand Total	53,031	150,581,175	357,953.5	\$12,658,337.92	\$0.0841	Pass-Thru Billing Grand Total	4,599	102,099,669	265,152.0

CONFIDENTIAL INFORMATION

National Grid
State of Rhode Island Quarterly Report
Open Access Customer Data by Supplier

May-21

Complete Billing			
	# of Customers	kWh	Demand
Supplier: [REDACTED]			
A-16			
A-60			
B-32			
B-62			
C-06/C-08			
G-02			
E-40			
G-32			
G-62			
S-10			
S-14			
Supplier Subtotal	0	0	0.0
Supplier: [REDACTED]			
A16			
A60			
C06			
G02			
G3F/G32			
G6F			
S-5T			
S10			
S14			
Supplier Subtotal	0	0	0.0
Supplier: [REDACTED]			
A-16			
A-60			
B-32			
B-62			
C-06/C-08			
G-02			
G-32			
E-40			
G-62			
R-02			
T-06/T-08			
S-5T			
S-10			
S-14			
X-01			
Supplier Subtotal	0	0	0.0
Supplier: [REDACTED]			
A-16			
A-60			
B-32			
B-62			
C-06/C-08			
G-02			
E-40			
G-32			
G-62			
T-06/T-08			
S-5T			
S-10			
S-14			
S-6A			
X01			
Supplier Subtotal	0	0	0.0


Pass-Thru Billing			
	# of Customers	kWh	Demand
Supplier: [REDACTED]			
A-16			
A-60			
B-32			
B-62			
C-06/C-08			
G-02			
E-40			
G-32			
G-62			
S-10			
S-14			
Supplier Subtotal	0	0	0.0
Supplier: [REDACTED]			
A16			
A60			
C06			
G02			
G3F/G32			
G6F			
S-5T			
S10			
S14			
Supplier Subtotal	0	0	0.0
Supplier: [REDACTED]			
A-16			
A-60			
B-32			
B-62			
C-06/C-08			
G-02			
G-32			
E-40			
G-62			
R-02			
T-06/T-08			
S-5T			
S-10			
S-14			
X-01			
Supplier Subtotal	0	0	0.0
Supplier: [REDACTED]			
A-16	29	27,464	0.0
A-60			
B-32			
B-62			
C-06/C-08	2,695	1,234,065	0.0
G-02	317	5,516,862	18,400.4
E-40			
G-32	124	32,117,596	71,261.2
G-62			
T-06/T-08			
S-5T	10	11,380	0.0
S-10	0	17,823	0.0
S-14	5	889	0.0
S-6A			
X01			
Supplier Subtotal	3,180	38,926,079	89,661.6

CONFIDENTIAL INFORMATION

National Grid
State of Rhode Island Quarterly Report
Open Access Customer Data by Supplier

May-21

Complete Billing			
	# of Customers	kWh	Demand
Supplier: [REDACTED]			
A-16			
A-60			
C-06/C-08			
E-40			
G-02			
G-32/G3F			
G-62			
T-06/T-08			
S-10			
S-14			
Supplier Subtotal	0	0	0.0
Supplier: [REDACTED]			
A-16	2,182	830,776	0.0
A-60	325	117,558	0.0
B32	1	25,482	78.0
C-06/C-08	303	390,477	0.0
E-30			
G-02	73	1,003,522	3,931.5
G-32	26	3,593,289	9,718.0
G-62			
T-06/T-08			
S-5T	2	467	0.0
S-10	0	858	0.0
S-14	1	635	0.0
Supplier Subtotal	2,913	5,963,064	13,727.5
Supplier: [REDACTED]			
C-06/C-08			
E-40			
G-02			
G-32			
Supplier Subtotal	0	0	0.0
Supplier: [REDACTED]			
A16	137	62,834	0.0
A-60	14	6,981	0.0
C06	30	57,915	0.0
G02	10	97,341	370.3
G-32	2	117,520	461.5
S10			
S14			
Supplier Subtotal	193	342,591	831.8
Supplier: [REDACTED]			
A-16			
A60			
B-32			
C-06/C-08			
E-40			
G-02			
G-32			
G-62			
R-02			
T-06/T-08			
E-40			
S-10			
S-14			
Supplier Subtotal	0	0	0.0



Pass-Thru Billing			
	# of Customers	kWh	Demand
Supplier: [REDACTED]			
A-16			
A-60			
C-06/C-08			
E-40			
G-02			
G-32			
G-62			
T-06/T-08			
S-10			
S14			
Supplier Subtotal	0	0	0.0
Supplier: [REDACTED]			
A-16			
A-60			
B32			
C-06/C-08			
E-30			
G-02			
G-32			
G62			
T-06/T-08			
S-5T			
S-10			
S-14			
Supplier Subtotal	0	0	0.0
Supplier: [REDACTED]			
C-06/C-08			
E-40			
G-02			
G-32			
Supplier Subtotal	0	0	0.0
Supplier: [REDACTED]			
A16			
A-60			
C06			
G02			
G-32			
S10			
S14			
Supplier Subtotal	0	0	0.0
Supplier: [REDACTED]			
A-16			
A60			
B-32			
C-06/C-08			
E-40			
G-02			
G-32			
G-62			
R-02			
T-06/T-08			
E-40			
S-10			
S-14			
Supplier Subtotal	0	0	0.0

CONFIDENTIAL INFORMATION

National Grid
State of Rhode Island Quarterly Report
Open Access Customer Data by Supplier

May-21

Complete Billing			
	# of Customers	kWh	Demand
Supplier: [REDACTED]			
A-16	232	114,440	0.0
A-60	32	12,571	0.0
C-06/C-08	125	206,080	0.0
E-40			
G-02	57	860,166	2,963.5
G-32	7	785,394	3,308.4
G-62			
R02			
T06/T08			
S-10	0	2,231	0.0
S-5T	7	95,867	0.0
S-14	6	1,117	0.0
Supplier Subtotal	466	2,077,866	6,271.9
Supplier: [REDACTED]			
A-16	181	76,220	0.0
A-60	25	10,184	0.0
B-62			
C-06/C-08	110	111,166	0.0
E40			
G-02	46	791,176	2,896.5
G-32	8	438,400	2,096.8
G62			
S-5T	3	816	0.0
S-10	0	405	0.0
S-14	2	1,544	0.0
Supplier Subtotal	375	1,429,911	4,993.3
Supplier: [REDACTED]			
A-16	2,277	941,837	0.0
A-60	298	101,305	0.0
B-32	1	821,831	1,972.8
C-06/C-08	340	379,902	0.0
G-02	113	1,473,820	5,806.2
G-32	16	7,255,164	15,266.0
G-62			
S-10	0	2,040	0.0
S-5T	4	85,671	0.0
S-14	2	628	0.0
Supplier Subtotal	3,051	11,062,198	23,045.0
Supplier: [REDACTED]			
A16	4,161	1,737,439	0.0
A60	531	186,147	0.0
C06/C08	575	615,578	0.0
G02	185	3,118,075	11,891.6
G32	27	2,659,716	9,051.1
S-10	0	2,915	0.0
S-5T	4	1,166	0.0
S-14	3	4,765	0.0
Supplier Subtotal	5,486	8,325,801	20,942.7
Supplier: [REDACTED]			
A16			
A60	1	279	0.0
C06/C08	5	7,588	0.0
G02	1	7,680	43.2
G-32/G-3F	1	136,500	270.0
Supplier Subtotal	8	152,047	313.2

Pass-Thru Billing			
	# of Customers	kWh	Demand
Supplier: [REDACTED]			
A-16			
A-60			
C-06/C-08			
E-40			
G-02			
G-32			
G-62			
R02			
T06/T08			
S-10	0	155	0.0
S-5T			
S-14			
Supplier Subtotal	0	155	0.0
Supplier: [REDACTED]			
A-16	14	28,977	0.0
A-60			
B-62			
C-06/C-08	194	376,504	0.0
E40			
G-02	209	3,571,337	8,594.3
G-32	26	10,611,851	25,342.1
G62			
S-5T			
S-10	0	595	0.0
S-14			
Supplier Subtotal	443	14,589,264	33,936.4
Supplier: [REDACTED]			
A-16	3	936	0.0
A-60	1	405	0.0
B-32			
C-06/C-08	13	8,028	0.0
G-02	7	99,173	421.1
G-32	5	418,633	1,224.4
G-62			
S-10	0	30	0.0
S-5T			
S-14			
Supplier Subtotal	29	527,205	1,645.5
Supplier: [REDACTED]			
A16			
A60	2	826	0.0
C06/C08			
G02			
G32			
S-10			
S-5T			
S-14			
Supplier Subtotal	2	826	0.0
Supplier: [REDACTED]			
A16			
A60			
C06/C08	5	5,570	0.0
G02			
G-32/G-3F	3	920,840	2,993.0
Supplier Subtotal	8	926,410	2,993.0

CONFIDENTIAL INFORMATION

National Grid
 State of Rhode Island Quarterly Report
 Open Access Customer Data by Supplier

May-21

Complete Billing			
	# of Customers	kWh	Demand
Supplier: [REDACTED]			
A16	1,390	594,196	0.0
A-60	97	29,500	0.0
B32			
C06/C08	358	439,570	0.0
G02	177	2,217,675	8,503.8
G-32/G-3F	31	3,100,824	11,239.7
G6F			
S-5T	4	14,599	0.0
S-10	0	9,268	0.0
S-14	6	79,211	0.0
Supplier Subtotal	2,063	6,484,843	19,743.5
Supplier: [REDACTED]			
A-16	817	392,187	0.0
A-60	95	32,833	0.0
B32			
C-06/C-08	517	720,726	0.0
E-30			
G-02	262	3,430,332	13,341.9
G-32	39	4,982,908	17,924.7
G6F			
T-06/T-08			
S-5T	8	7,198	0.0
S-10	0	17,158	0.0
S-14	17	44,574	0.0
S6A			
X01			
Supplier Subtotal	1,755	9,627,916	31,266.6
Supplier: [REDACTED]			
A-16	3,484	1,559,418	0.0
A-60	338	121,735	0.0
B32			
C-06/C-08	464	507,821	0.0
E-30			
G-02	142	1,840,606	7,890.8
G-32	25	2,766,526	9,745.7
G6F			
T-06/T-08			
S-5T	2	2,580	0.0
S-10	0	718	0.0
S-14	5	10,441	0.0
Supplier Subtotal	4,460	6,809,845	17,636.5
Supplier: [REDACTED]			
A-16	306	134,013	0.0
A-60	24	7,262	0.0
C-06	41	30,358	0.0
G02	9	77,311	297.8
G32/G3F	3	197,906	789.8
S-10	0	78	0.0
S-5T			
S-14			
Supplier Subtotal	383	446,928	1,087.6
Supplier: [REDACTED]			
A16	64	27,670	0.0
A-60	6	1,230	0.0
C06/C08	30	25,160	0.0
G02	17	228,525	754.0
G-32/G-3F	1	13,120	41.6
G6F			
S-10			
S5T	1	122	0.0
S-14			
Supplier Subtotal	119	295,827	795.6

Pass-Thru Billing			
	# of Customers	kWh	Demand
Supplier: [REDACTED]			
A16	10	12,612	0.0
A-60			
B32			
C06/C08	7	44,764	0.0
G02	2	24,587	179.9
G-32/G-3F	4	947,900	2,329.2
G6F			
S5T			
S-10			
S-14			
Supplier Subtotal	23	1,029,863	2,509.1
Supplier: [REDACTED]			
A-16	14	7,877	0.0
A-60			
B32	1	528,010	10,564.9
C-06/C-08	169	281,582	0.0
E-30			
G-02	168	2,947,971	11,827.5
G-32	80	12,581,199	38,132.6
G6F			
T-06/T-08			
S-5T	6	3,554	0.0
S-10	0	8,007	0.0
S-14	9	2,061	0.0
S6A			
X01	1	1,334,216	13,400.0
Supplier Subtotal	448	17,694,477	73,925.0
Supplier: [REDACTED]			
A-16			
A-60			
B32			
C-06/C-08			
E-30			
G-02			
G-32			
G6F			
T-06/T-08			
S-5T			
S-10			
S-14			
Supplier Subtotal	0	0	0.0
Supplier: [REDACTED]			
A-16			
A-60			
C-06			
G02			
G32/G3F			
S-10			
S-5T			
S-14			
Supplier Subtotal	0	0	0.0
Supplier: [REDACTED]			
A16			
A-60			
C06/C08	131	353,844	0.0
G02	13	69,291	199.9
G-32/G-3F			
G6F			
S-10			
S5T			
S-14			
Supplier Subtotal	144	423,135	199.9

CONFIDENTIAL INFORMATION

National Grid
State of Rhode Island Quarterly Report
Open Access Customer Data by Supplier

May-21

Complete Billing			
	# of Customers	kWh	Demand
Supplier: ██████████			
A-16	2,289	1,017,737	0.0
A-60	255	87,121	0.0
C-06	452	562,653	0.0
G-02	142	1,916,278	7,292.1
G32/G3F	17	7,725,730	18,040.4
G-62			
S-10	0	2,382	0.0
S-5T	3	3,369	0.0
S14	4	17,218	0.0
Supplier Subtotal	3,162	11,334,488	25,332.5
Supplier: ██████████			
A16	56	27,318	0.0
A-60	1	208	0.0
C-06	36	43,326	0.0
G-02	21	187,014	784.3
G32/G3F	7	481,760	1,188.3
G-62			
S-10	0	1,634	0.0
S-5T			
S-14			
Supplier Subtotal	121	741,260	1,972.6
Supplier: ██████████			
A-16	1	163	0.0
A-60			
B32			
C-06/C-08			
E-30			
G-02			
G-32			
G6F			
T-06/T-08			
S-10			
S-14			
Supplier Subtotal	1	163	0.0
Supplier: ██████████			
A-16	5,888	2,214,676	0.0
A-60	941	302,313	0.0
B32			
C-06/C-08	822	815,216	0.0
E-30			
G-02	194	2,734,261	10,257.5
G-32	38	3,778,493	13,454.2
G6F			
T-06/T-08			
S-10	0	1,248	0.0
S-5T	13	87,003	0.0
S-14	1	122	0.0
Supplier Subtotal	7,897	9,933,332	23,711.7
Supplier: ██████████			
A-16	446	188,186	0.0
A-60	36	12,064	0.0
B32			
C-06/C-08	72	78,890	0.0
E-30			
G-02	25	358,076	1,249.7
G-32	4	792,850	2,004.8
G6F			
T-06/T-08			
S-10	0	122	0.0
S-5T			
S-14			
Supplier Subtotal	583	1,430,188	3,254.5




Pass-Thru Billing			
	# of Customers	kWh	Demand
Supplier: ██████████			
A-16			
A-60			
C-06			
G-02			
G32/G3F			
G-62			
S-10			
S-5T			
S14			
Supplier Subtotal	0	0	0.0
Supplier: ██████████			
A16	2	2,404	0.0
A-60			
C-06	23	75,970	0.0
G-02	76	1,331,892	4,199.2
G32/G3F	7	952,080	2,626.1
G-62			
S-10	0	1,155	0.0
S-5T			
S-14	4	5,145	0.0
Supplier Subtotal	112	2,368,446	6,825.3
Supplier: ██████████			
A-16			
A-60			
B32			
C-06/C-08			
E-30			
G-02			
G-32	1	7,118,096	11,793.0
G6F			
T-06/T-08			
S-10			
S-14			
Supplier Subtotal	1	7,118,096	11,793.0
Supplier: ██████████			
A-16			
A-60	2	2,008	0.0
B32			
C-06/C-08			
E-30			
G-02			
G-32			
G6F			
T-06/T-08			
S-10			
S-5T			
S-14			
Supplier Subtotal	2	2,008	0.0
Supplier: ██████████			
A-16			
A-60			
B32			
C-06/C-08			
E-30			
G-02			
G-32			
G6F			
T-06/T-08			
S-10			
S-5T			
S-14			
Supplier Subtotal	0	0	0.0

CONFIDENTIAL INFORMATION

National Grid
State of Rhode Island Quarterly Report
Open Access Customer Data by Supplier

May-21

Complete Billing			
	# of Customers	kWh	Demand
Supplier: ██████████			
A-16			
A-60			
B32			
C-06/C-08			
E-30			
G-02			
G-32			
G6F			
T-06/T-08			
S-10			
S-5T			
S-14			
Supplier Subtotal	0	0	0.0
Supplier: ██████████			
A-16	566	238,530	0.0
A-60	72	24,869	0.0
C-06/C-08	94	116,342	0.0
E-30			
G-02	18	227,069	887.3
G-32	7	1,092,680	2,464.7
G6F			
T-06/T-08			
S-10	0	482	0.0
S-5T	6	25,668	0.0
S-14	1	3,969	0.0
Supplier Subtotal	764	1,729,609	3,352.0
Supplier: ██████████			
A-16	3,588	1,441,203	0.0
A-60	356	126,615	0.0
C-06/C-08	1,857	2,320,342	0.0
E-30			
G-02	748	10,611,013	39,022.2
G-32	126	20,154,649	55,880.8
G6F			
T-06/T-08			
S-5T	36	225,988	0.0
S-6A	1	79	0.0
S-10	0	32,260	0.0
S-14	34	213,469	0.0
Supplier Subtotal	6,746	35,125,618	94,903.0
Supplier: ██████████			
A-16	5,032	1,798,235	0.0
A-60	996	325,843	0.0
B32			
C-06/C-08	708	716,722	0.0
E-30			
G-02	187	2,944,373	11,042.1
G-32	25	3,327,062	10,684.2
G6F			
T-06/T-08			
S-10	0	778	0.0
S-5T	10	132,370	0.0
S-14			
Supplier Subtotal	6,958	9,245,383	21,726.3
Supplier: ██████████			
A-16	1,296	555,800	0.0
A-60	136	46,529	0.0
C-06/C-08	176	143,960	0.0
E-30			
G-02	54	749,652	3,397.3
G-32	13	995,570	5,124.9
G6F			
T-06/T-08			
S-10	0	2,616	0.0
S-5T	4	56,188	0.0
S-14			
Supplier Subtotal	1,679	2,550,315	8,522.2



Pass-Thru Billing			
	# of Customers	kWh	Demand
Supplier: ██████████			
A-16			
A-60			
B32			
C-06/C-08			
E-30			
G-02			
G-32			
G6F			
T-06/T-08			
S-10			
S-5T			
S-14			
Supplier Subtotal	0	0	0.0
Supplier: ██████████			
A-16			
A-60	1	22	0.0
C-06/C-08			
E-30			
G-02			
G-32			
G6F			
T-06/T-08			
S-10			
S-5T			
S-14			
Supplier Subtotal	1	22	0.0
Supplier: ██████████			
A-16			
A-60			
C-06/C-08			
E-30			
G-02			
G-32			
G6F			
T-06/T-08			
S-5T			
S-6A			
S-10			
S-14			
Supplier Subtotal	0	0	0.0
Supplier: ██████████			
A-16	1	97	0.0
A-60	5	1,122	0.0
B32			
C-06/C-08			
E-30			
G-02			
G-32			
G6F			
T-06/T-08			
S-10			
S-5T			
S-14			
Supplier Subtotal	6	1,219	0.0
Supplier: ██████████			
A-16			
A-60			
C-06/C-08	1	1,042	0.0
E-30			
G-02			
G-32	2	1,491,479	3,664.8
G6F			
T-06/T-08			
S-10			
S-5T			
S-14			
Supplier Subtotal	3	1,492,521	3,664.8

CONFIDENTIAL INFORMATION

National Grid
State of Rhode Island Quarterly Report
Open Access Customer Data by Supplier

May-21

Complete Billing			
	# of Customers	kWh	Demand
Supplier: [REDACTED]			
A-16	1,774	573,190	0.0
A-60	128	39,062	0.0
C-06/C-08	436	575,681	0.0
E-30			
G-02	226	3,024,276	11,765.4
G-32	40	4,341,652	15,086.4
G6F			
T-06/T-08			
S-10	0	7,792	0.0
S-5T	6	1,444	0.0
S6A			
S-14	6	22,418	0.0
Supplier Subtotal	2,616	8,585,515	26,851.8
Supplier: [REDACTED]			
A-16	833	354,720	0.0
A-60	92	30,822	0.0
C-06/C-08	135	167,951	0.0
E-30			
G-02	41	607,061	2,301.5
G-32	4	1,123,977	2,571.6
G6F			
T-06/T-08			
S-10	0	152	0.0
S-5T	1	78	0.0
S-14			
Supplier Subtotal	1,106	2,284,761	4,873.1
Supplier: [REDACTED]			
A-16	257	106,855	0.0
A-60	29	11,868	0.0
C-06/C-08	122	112,867	0.0
E-30			
G-02	61	758,374	2,840.3
G-32	8	601,600	2,282.6
G6F			
T-06/T-08			
S-10	0	2,718	0.0
S5T	1	124	0.0
S-14	2	97,310	0.0
Supplier Subtotal	480	1,691,716	5,122.9
Supplier: [REDACTED]			
A-16	119	75,114	0.0
A-60	3	611	0.0
C-06/C-08	50	67,365	0.0
E-30			
G-02	35	339,917	1,584.0
G-32	7	732,110	2,301.3
G6F			
T-06/T-08			
S-10	0	1,279	0.0
S-14	1	365	0.0
Supplier Subtotal	215	1,216,761	3,885.3

Complete Billing Subtotal				
A-16	37,376	15,062,757	0.0	\$1,909,278.70
A-60	4,831	1,635,510	0.0	\$224,207.42
B-32	1			\$0.00
B-62	0	0	0.0	\$0.00
C-06/C-08	7,858	9,213,656	0.0	\$823,279.02
E-30	0	0	0.0	\$0.00
E-40	0	0	0.0	\$0.00
G-02	2,844	39,605,593	151,114.8	\$3,311,106.86
G-32	482	71,195,400	210,997.5	\$5,206,504.84
G-62	0	0	0.0	\$0.00
R-02	0	0	0.0	\$0.00
T-06/T-08	0	0	0.0	\$0.00
X-01	0	0	0.0	\$0.00
M-1	0	0	0.0	\$0.00
S-5T	114	740,596	0.0	\$54,235.71
S-10				\$0.00
S-6A				\$0.00

Pass-Thru Billing			
	# of Customers	kWh	Demand
Supplier: [REDACTED]			
A-16	2	7,306	0.0
A-60			
C-06/C-08	56	122,631	0.0
E-30			
G-02	150	1,737,628	6,889.3
G-32	20	3,321,632	8,877.2
G6F			
T-06/T-08			
S-10	0	932	0.0
S-5T			
S6A			
S-14	2	394	0.0
Supplier Subtotal	230	5,190,523	15,766.5
Supplier: [REDACTED]			
A-16			
A-60			
C-06/C-08			
E-30			
G-02			
G-32			
G6F			
T-06/T-08			
S-10			
S-5T			
S-14			
Supplier Subtotal	0	0	0.0
Supplier: [REDACTED]			
A-16			
A-60			
C-06/C-08			
E-30			
G-02			
G-32			
G6F			
T-06/T-08			
S-10			
S5T			
S-14			
Supplier Subtotal	0	0	0.0
Supplier: [REDACTED]			
A-16			
A-60			
C-06/C-08			
E-30			
G-02	4	147,920	584.1
G-32	18	3,461,823	8,818.5
G6F			
T-06/T-08			
S-10			
S5T			
S-14			
Supplier Subtotal	22	3,609,743	9,402.6

Pass-Thru Billing Subtotal				
A-16	75	87,673	0.0	
A-60	11	4,383	0.0	
B-32	1	528,010	10,564.9	
B-62	0	0	0.0	
C-06/C-08	3,294	2,504,000	0.0	
E-30	0	0	0.0	
E-40	0	0	0.0	
G-02	946	15,446,461	51,295.7	
G-32	290	73,943,129	177,062.1	
G-62	0	0	0.0	
R-02	0	0	0.0	
T-06/T-08	0	0	0.0	
X-01	1	1,334,216	13,400.0	
M-1	0	0	0.0	
S-5T	16	14,934	0.0	
S-10	0	28,697	0.0	
S-6A	0	0	0.0	

CONFIDENTIAL INFORMATION

National Grid
State of Rhode Island Quarterly Report
Open Access Customer Data by Supplier

May-21

	Complete Billing						Pass-Thru Billing		
	# of Customers	kWh	Demand	Generation Revenue \$	Average Revenue \$/kWh		# of Customers	kWh	Demand
S-14	91	497,786	0.0	\$34,501.83	\$0.0693	S-14	20	8,489	0.0
Complete Billing Grand Total	53,599	138,887,824	364,163.1	\$11,635,971.72	\$0.0838	Pass-Thru Billing Grand Total	4,654	93,899,992	252,322.7

CONFIDENTIAL INFORMATION

National Grid
State of Rhode Island Quarterly Report
Open Access Customer Data by Supplier

Jun-21

Complete Billing			
	# of Customers	kWh	Demand
Supplier: [REDACTED]			
A-16			
A-60			
B-32			
B62			
C-06/C-08			
G-02			
E-40			
G-32			
G-62			
S-10			
S-14			
Supplier Subtotal	0	0	0.0
Supplier: [REDACTED]			
A-16			
A60			
C-06/C-08			
G02			
G3F/G32			
G-62			
S-10			
S-14			
Supplier Subtotal	0	0	0.0
Supplier: [REDACTED]			
A-16			
A60			
B-32			
B-62			
C-06/C-08			
G-02			
G-32			
E-40			
G-62			
R-02			
T-06/T-08			
S-10			
S-5T			
S-14			
X-01			
Supplier Subtotal	0	0	0.0
Supplier: [REDACTED]			
A-16	3,605	1,930,726	0.0
A-60	354	155,658	0.0
B-32			
B62			
C-06/C-08	1,861	2,555,031	0.0
G-02	775	12,623,686	42,949.7
E-40			
G-32	129	24,645,558	67,407.5
G-62			
T-06/T-08			
S-10	0	27,104	0.0
S-5T	36	1,752,838	0.0
S-14	36	-130,900	0.0
S-6A	1	81	0.0
X01			
Supplier Subtotal	6,797	43,559,782	110,357.2

Pass-Thru Billing			
	# of Customers	kWh	Demand
Supplier: [REDACTED]			
A-16			
A-60			
B-32			
B-62			
C-06/C-08			
G-02			
E-40			
G-32			
G-62			
S-10			
S-14			
Supplier Subtotal	0	0	0.0
Supplier: [REDACTED]			
A-16			
A60			
C-06/C-08			
G02			
G3F/G32			
G-62			
S-10			
S-14			
Supplier Subtotal	0	0	0.0
Supplier: [REDACTED]			
A-16			
A60			
B-32			
B-62			
C-06/C-08			
G-02			
G-32			
E-40			
G-62			
R-02			
T-06/T-08			
S-10			
S-5T			
S-14			
X-01			
Supplier Subtotal	0	0	0.0
Supplier: [REDACTED]			
A-16	29	31,569	0.0
A-60			
B-32			
B62			
C-06/C-08	2,698	1,363,787	0.0
G-02	330	6,960,505	20,971.1
E-40			
G-32	130	40,831,785	96,351.3
G-62			
T-06/T-08			
S-10	0	18,229	0.0
S-5T	10	11,646	0.0
S-14	5	909	0.0
S-6A			
X01			
Supplier Subtotal	3,202	49,218,430	117,322.4

CONFIDENTIAL INFORMATION

National Grid
State of Rhode Island Quarterly Report
Open Access Customer Data by Supplier

Jun-21

Complete Billing			
	# of Customers	kWh	Demand
Supplier: [REDACTED]			
A-16			
A-60			
C-06/C-08			
E-40			
G-02			
G-32			
G-62			
T-06/T-08			
S-10			
S-14			
Supplier Subtotal	0	0	0.0
Supplier: [REDACTED]			
A-16	2,160	1,070,686	0.0
A-60	309	135,198	0.0
B32			
C-06/C-08	292	393,622	0.0
E-30			
G-02	69	1,031,115	4,154.6
G-32	27	4,361,348	11,141.8
G62			
T-06/T-08			
S-10	0	1,001	0.0
S-14	1	186	0.0
S-14	1	650	0.0
Supplier Subtotal	2,859	6,993,806	15,296.4
Supplier: [REDACTED]			
C-06/C-08			
E-40			
G-02			
G-32			
Supplier Subtotal	0	0	0.0
Supplier: [REDACTED]			
A16	148	85,135	0.0
A-60	16	9,068	0.0
C06	30	59,742	0.0
G02	11	110,846	420.1
G32	4	766,400	2,520.6
S10	0	844	0.0
S14			
Supplier Subtotal	209	1,032,035	2,940.7
Supplier: [REDACTED]			
A-16			
A60			
B32			
C-06/C-08			
E30			
G-02			
G-32			
G-62			
R-02			
T-06/T-08			
E40			
S-10			
S-14			
Supplier Subtotal	0	0	0.0

Pass-Thru Billing			
	# of Customers	kWh	Demand
Supplier: [REDACTED]			
A-16			
A-60			
C-06/C-08			
E-40			
G-02			
G-32			
G-62			
T-06/T-08			
S-10			
S-14			
Supplier Subtotal	0	0	0.0
Supplier: [REDACTED]			
A-16			
A-60			
B32			
C-06/C-08			
E-30			
G-02			
G-32			
G62			
T-06/T-08			
S-10			
S-14			
Supplier Subtotal	0	0	0.0
Supplier: [REDACTED]			
C-06/C-08			
E-40			
G-02			
G-32			
Supplier Subtotal	0	0	0.0
Supplier: [REDACTED]			
A16			
A-60			
C06			
G02			
G-32			
S10			
S14			
Supplier Subtotal	0	0	0.0
Supplier: [REDACTED]			
A-16			
A-60			
B32			
C-06/C-08			
E30			
G-02			
G-32			
G-62			
R-02			
T-06/T-08			
E40			
S-10			
S-14			
Supplier Subtotal	0	0	0.0

CONFIDENTIAL INFORMATION

National Grid
State of Rhode Island Quarterly Report
Open Access Customer Data by Supplier

Jun-21

Complete Billing			
	# of Customers	KWh	Demand
Supplier: [REDACTED]			
A-16	254	155,073	0.0
A-60	31	15,598	0.0
C-06/C-08	136	243,478	0.0
E-40			
G-02	60	1,019,669	3,401.1
G-32	9	1,134,959	4,761.4
R-02			
T06/T08			
S-10	0	2,888	0.0
S-5T	7	96,324	0.0
S-14	6	5,756	0.0
Supplier Subtotal	503	2,673,745	8,162.5
Supplier: [REDACTED]			
E40			
A16	181	106,547	0.0
A60	28	13,161	0.0
B-62			
C-06/C-08	113	133,838	0.0
G-02	46	799,380	2,871.8
G32	7	468,300	2,155.1
G62			
S10	0	414	0.0
S-5T	3	834	0.0
S14	3	1,703	0.0
Supplier Subtotal	381	1,524,177	5,026.9
Supplier: [REDACTED]			
A-16	2,137	1,123,651	0.0
A60	278	126,487	0.0
B32	1	488,139	1,316.4
C06	308	429,301	0.0
G02	113	1,599,982	6,228.4
G32	15	6,783,910	15,750.1
G62			
S-10	0	1,924	0.0
S-5T	4	87,662	0.0
S-14	3	721	0.0
Supplier Subtotal	2,859	10,641,777	23,294.9
Supplier: [REDACTED]			
A-16	4,331	2,373,703	0.0
A60	560	250,624	0.0
C06	604	698,243	0.0
G02	190	3,515,157	12,464.7
G32	25	3,074,305	9,461.4
S10	0	3,654	0.0
S-5T	4	1,233	0.0
S-14	3	4,879	0.0
Supplier Subtotal	5,717	9,921,798	21,926.1
Supplier: [REDACTED]			
A16			
A60	1	190	0.0
C06	5	6,752	0.0
G02	1	6,080	40.2
G32	1	106,500	258.8
Supplier Subtotal	8	119,522	299.0

Pass-Thru Billing			
	# of Customers	KWh	Demand
Supplier: [REDACTED]			
A-16			
A-60			
C-06/C-08			
E-40			
G-02			
G-32			
R02			
T06/T08			
S-10	0	159	0.0
S-5T			
S-14			
Supplier Subtotal	0	159	0.0
Supplier: [REDACTED]			
E-40			
A16	14	35,573	0.0
A60			
B-62			
C-06/C-08	192	408,043	0.0
G02	215	4,202,260	9,818.2
G32	27	11,382,305	27,149.7
G62			
S10	0	605	0.0
S-5T			
S14			
Supplier Subtotal	448	16,028,786	36,967.9
Supplier: [REDACTED]			
A-16	4	1,878	0.0
A-60	1	461	0.0
B32			
C06	11	8,753	0.0
G02	7	108,427	362.3
G32	5	457,139	1,419.8
G62			
S10			
S-5T			
S14			
Supplier Subtotal	28	576,658	1,782.1
Supplier: [REDACTED]			
A-16			
A60			
C06			
G02			
G32			
S10			
S-5T			
S-14			
Supplier Subtotal	0	0	0.0
Supplier: [REDACTED]			
A16			
A60			
C06	5	4,751	0.0
G02			
G32	4	933,734	3,214.6
Supplier Subtotal	9	938,485	3,214.6

CONFIDENTIAL INFORMATION

National Grid
State of Rhode Island Quarterly Report
Open Access Customer Data by Supplier

Jun-21

	Complete Billing		
	# of Customers	kWh	Demand
Supplier: ██████████			
A16	1,376	702,047	0.0
A-60	99	39,620	0.0
B32			
C06/C08	355	496,689	0.0
G02	186	2,835,491	10,247.5
G-32/G-3F	32	3,735,166	11,522.8
G62-G6F			
S10	0	7,857	0.0
S-5T	5	-4,003	0.0
X01			
S14	6	81,068	0.0
Supplier Subtotal	2,059	7,893,935	21,770.3
Supplier: ██████████			
A-16	829	510,671	0.0
A-60	92	42,535	0.0
B-32			
C-06/C-08	529	985,179	0.0
E-30			
G-02	262	4,042,931	14,433.9
G-32	44	8,188,261	25,141.9
G62			
T-06/T-08			
S-5T	8	7,363	0.0
S-10	0	9,526	0.0
S-14	15	12,972	0.0
S-6A			
X01			
Supplier Subtotal	1,779	13,799,438	39,575.8
Supplier: ██████████			
A16	3,444	1,986,570	0.0
A-60	328	148,119	0.0
B32			
C06/C08	468	559,780	0.0
E30			
G02	129	1,952,159	7,765.5
G-32/G-3F	24	3,002,730	10,024.8
G62-G6F			
S10	0	606	0.0
S-5T	2	2,640	0.0
S14	6	10,808	0.0
Supplier Subtotal	4,401	7,663,412	17,790.3
Supplier: ██████████			
A-16	297	153,162	0.0
A-60	27	15,712	0.0
C-06	40	35,879	0.0
G-02	7	74,083	264.1
G3F-G32	2	91,749	520.0
S-10	0	120	0.0
S-5T			
S-14			
Supplier Subtotal	373	370,705	784.1
Supplier: ██████████			
A16	66	38,604	0.0
A-60	5	1,803	0.0
C06/C08	31	41,129	0.0
G02	17	255,232	795.8
G-32/G-3F	1	18,000	48.0
G62-G6F			
S10			
S5T	1	124	0.0
S14			
Supplier Subtotal	121	354,892	843.8

	Pass-Thru Billing		
	# of Customers	kWh	Demand
Supplier: ██████████			
A16	10	15,560	0.0
A-60			
B32			
C06/C08	6	44,914	0.0
G02	2	28,859	-159.9
G-32/G-3F	4	1,138,650	2,569.7
G62-G6F			
S10			
S-5T			
X01			
S14			
Supplier Subtotal	22	1,227,983	2,409.8
Supplier: ██████████			
A-16	13	9,527	0.0
A-60			
B-32	1	1,279,913	10,564.9
C-06/C-08	171	301,519	0.0
E-30			
G-02	180	3,821,617	14,250.1
G-32	87	14,181,327	40,694.7
G62			
T-06/T-08			
S-5T	7	77,785	0.0
S-10	0	8,190	0.0
S-14	9	2,103	0.0
S-6A			
X01	1	1,218,578	14,256.0
Supplier Subtotal	469	20,900,559	79,765.7
Supplier: ██████████			
A16			
A-60			
B32			
C06/C08			
E30			
G02			
G-32/G-3F			
G62-G6F			
S10			
S-5T			
S14			
Supplier Subtotal	0	0	0.0
Supplier: ██████████			
A-16			
A-60			
C-06			
G-02			
G3F-G32			
S-10			
S-5T			
S-14			
Supplier Subtotal	0	0	0.0
Supplier: ██████████			
A16			
A-60			
C06/C08	131	375,118	0.0
G02	13	74,334	205.8
G-32/G-3F			
G62-G6F			
S10			
S5T			
S14			
Supplier Subtotal	144	449,452	205.8

CONFIDENTIAL INFORMATION

National Grid
State of Rhode Island Quarterly Report
Open Access Customer Data by Supplier

Jun-21

Complete Billing			
	# of Customers	KWh	Demand
Supplier: ██████████			
A-16	2,223	1,293,871	0.0
A-60	254	116,218	0.0
C-06	438	602,486	0.0
G02	133	2,020,227	7,312.4
G-32/G-3F	15	6,428,474	15,291.7
G62-G6F			
S-10	0	2,314	0.0
S-5T	2	982	0.0
S14	4	17,622	0.0
Supplier Subtotal	3,069	10,482,194	22,604.1
Supplier: ██████████			
A16	48	32,822	0.0
A60	1	243	0.0
C06	36	48,704	0.0
G02	22	273,623	991.2
G32	5	310,760	882.3
GR2			
S-14			
S-5T			
S10	0	1,831	0.0
Supplier Subtotal	112	667,983	1,873.5
Supplier: ██████████			
A-16	1	176	0.0
A-60			
B32			
C-06/C-08			
E-30			
G-02			
G-32			
G6F			
T-06/T-08			
S-10			
S-14			
Supplier Subtotal	1	176	0.0
Supplier: ██████████			
A-16	5,998	2,981,684	0.0
A-60	950	402,202	0.0
B32			
C-06/C-08	834	1,049,817	0.0
E-30			
G-02	202	3,359,539	12,891.9
G-32	42	4,487,922	16,226.2
G6F			
T-06/T-08			
S-10	0	1,275	0.0
S-5T	15	87,537	0.0
S-14	1	124	0.0
Supplier Subtotal	8,042	12,370,100	29,118.1
Supplier: ██████████			
A-16	441	239,304	0.0
A-60	37	13,831	0.0
B32			
C-06/C-08	74	87,972	0.0
E-30			
G-02	22	411,561	1,266.8
G-32	4	984,600	2,123.1
G6F			
T-06/T-08			
S-10	0	203	0.0
S-5T			
S-14			
Supplier Subtotal	578	1,737,471	3,389.9



Pass-Thru Billing			
	# of Customers	KWh	Demand
Supplier: ██████████			
A-16			
A-60			
C-06			
G02			
G32/G3F			
G62-G6F			
S-10			
S-5T			
S14			
Supplier Subtotal	0	0	0.0
Supplier: ██████████			
A16	12	4,228	0.0
A60			
C06	36	120,638	0.0
G02	70	1,275,488	3,828.5
G32	7	570,620	1,785.2
GR2			
S-14	4	5,267	0.0
S-5T			
S10	0	1,178	0.0
Supplier Subtotal	129	1,977,419	5,613.7
Supplier: ██████████			
A-16			
A-60			
B32			
C-06/C-08			
E-30			
G-02			
G-32	1	6,439,019	12,700.0
G6F			
T-06/T-08			
S-10			
S-14			
Supplier Subtotal	1	6,439,019	12,700.0
Supplier: ██████████			
A-16	1	354	0.0
A-60			
B32			
C-06/C-08			
E-30			
G-02			
G-32			
G6F			
T-06/T-08			
S-10			
S-5T			
S-14			
Supplier Subtotal	1	354	0.0
Supplier: ██████████			
A-16			
A-60			
B32			
C-06/C-08			
E-30			
G-02			
G-32			
G6F			
T-06/T-08			
S-10			
S-5T			
S-14			
Supplier Subtotal	0	0	0.0

CONFIDENTIAL INFORMATION

National Grid
State of Rhode Island Quarterly Report
Open Access Customer Data by Supplier

Jun-21

Complete Billing			
	# of Customers	kWh	Demand
Supplier: [REDACTED]			
A-16			
A-60			
B32			
C-06/C-08			
E-30			
G-02			
G-32			
G6F			
T-06/T-08			
S-10			
S-5T			
S-14			
Supplier Subtotal	0	0	0.0
Supplier: [REDACTED]			
A-16	528	290,539	0.0
A-60	65	29,005	0.0
C-06/C-08	87	91,902	0.0
E-30			
G-02	16	347,414	1,101.3
G-32	6	478,440	1,486.8
G6F			
T-06/T-08			
S-10	0	493	0.0
S-5T	5	1,138	0.0
S-14	1	4,063	0.0
Supplier Subtotal	708	1,242,994	2,588.1
Supplier: [REDACTED]			
A-16			
A-60			
C-06/C-08			
E-30			
G-02			
G-32			
G6F			
T-06/T-08			
S-10			
S-5T			
S-14			
Supplier Subtotal	0	0	0.0
Supplier: [REDACTED]			
A-16	4,965	2,280,310	0.0
A-60	1,001	425,830	0.0
C-06/C-08	719	805,337	0.0
E-30			
G-02	180	3,340,652	11,464.1
G-32	26	3,837,576	12,051.6
G6F			
T-06/T-08			
S-10	0	795	0.0
S-5T	9	58,720	0.0
S-14			
Supplier Subtotal	6,900	10,749,220	23,515.7
Supplier: [REDACTED]			
A-16	1,287	710,963	0.0
A-60	131	56,947	0.0
C-06/C-08	177	163,967	0.0
E-30			
G-02	52	791,521	3,371.0
G-32	13	1,714,419	5,518.6
G6F			
T-06/T-08			
S-10	0	2,436	0.0
S-5T	3	55,743	0.0
S-14			
Supplier Subtotal	1,663	3,495,996	8,889.6

Pass-Thru Billing			
	# of Customers	kWh	Demand
Supplier: [REDACTED]			
A-16			
A-60			
B32			
C-06/C-08			
E-30			
G-02			
G-32			
G6F			
T-06/T-08			
S-10			
S-5T			
S-14			
Supplier Subtotal	0	0	0.0
Supplier: [REDACTED]			
A-16			
A-60			
C-06/C-08			
E-30			
G-02			
G-32			
G6F			
T-06/T-08			
S-10			
S-5T			
S-14			
Supplier Subtotal	0	0	0.0
Supplier: [REDACTED]			
A-16			
A-60			
C-06/C-08			
E-30			
G-02			
G-32			
G6F			
T-06/T-08			
S-10			
S-5T			
S-14			
Supplier Subtotal	0	0	0.0
Supplier: [REDACTED]			
A-16			
A-60			
C-06/C-08	4	2,045	0.0
E-30			
G-02			
G-32			
G6F			
T-06/T-08			
S-10			
S-5T			
S-14			
Supplier Subtotal	4	2,045	0.0
Supplier: [REDACTED]			
A-16			
A-60			
C-06/C-08	1	830	0.0
E-30			
G-02			
G-32	2	1,021,142	2,340.0
G6F			
T-06/T-08			
S-10			
S-5T			
S-14			
Supplier Subtotal	3	1,021,972	2,340.0

CONFIDENTIAL INFORMATION

National Grid
State of Rhode Island Quarterly Report
Open Access Customer Data by Supplier

Jun-21

Complete Billing					
	# of Customers	kWh	Demand		
Supplier:					
A-16	1,906	785,646	0.0		
A-60	137	55,219	0.0		
C-06/C-08	465	736,115	0.0		
E-30					
G-02	262	4,586,853	17,273.7		
G-32	51	6,756,054	21,475.7		
G6F					
T-06/T-08					
S6A					
S-10	0	16,845	0.0		
S-5T	4	1,226	0.0		
S-14	9	49,230	0.0		
Supplier Subtotal	2,834	12,987,188	38,749.4		
Supplier:					
A-16	864	451,282	0.0		
A-60	102	42,335	0.0		
C-06/C-08	138	194,715	0.0		
E-30					
G-02	44	767,358	2,865.0		
G-32	3	1,264,185	2,695.2		
G6F					
T-06/T-08					
S-10	0	279	0.0		
S-5T	1	79	0.0		
S-14					
Supplier Subtotal	1,152	2,720,833	5,560.2		
Supplier:					
A-16	256	129,159	0.0		
A-60	29	16,268	0.0		
C-06/C-08	124	141,568	0.0		
E-30					
G-02	62	1,012,205	3,829.3		
G-32	8	659,380	2,352.7		
G6F					
T-06/T-08					
S5T	1	127	0.0		
S-10	0	1,585	0.0		
S-14	2	99,594	0.0		
Supplier Subtotal	482	2,059,886	6,182.0		
Supplier:					
A-16	116	76,074	0.0		
A-60	3	803	0.0		
C-06/C-08	51	70,882	0.0		
E-30					
G-02	37	365,513	1,766.2		
G-32	8	664,619	2,008.2		
G6F					
T-06/T-08					
S-10	0	1,308	0.0		
S-14	1	373	0.0		
Supplier Subtotal	216	1,179,572	3,774.4		
Complete Billing Subtotal					
A-16	37,461	19,508,405	0.0	\$2,446,839.96	\$0.1254
A-60	4,838	2,113,274	0.0	\$282,180.64	\$0.1335
B-32	0	0	0.0	\$0.00	\$0.0000
B-62	0	0	0.0	\$0.00	\$0.0000
C-06/C-08	7,915	10,632,128	0.0	\$952,090.65	\$0.0895
E-30	0	0	0.0	\$0.00	\$0.0000
E-40	0	0	0.0	\$0.00	\$0.0000
G-02	2,898	47,142,277	170,170.3	\$3,936,852.93	\$0.0835
G-32	501	83,963,615	242,826.3	\$6,158,863.77	\$0.0734
G-62	0	0	0.0	\$0.00	\$0.0000
R-02	0	0	0.0	\$0.00	\$0.0000
T-06/T-08	0	0	0.0	\$0.00	\$0.0000
X-01	0	0	0.0	\$0.00	\$0.0000
N-1	0	0	0.0	\$0.00	\$0.0000
S5T	111	2,150,753	0.0	\$154,541.62	\$1.4235
S-10	0	0	0.0	\$0.00	\$0.0000
S-6A	0	0	0.0	\$0.00	\$0.0000
S-14	97	158,663	0.0	\$9,406.31	\$1.0809
Complete Billing Grand Total	53,823	166,242,637	414,313.0	\$13,985,798.67	\$0.0841

Pass-Thru Billing				
	# of Customers	kWh	Demand	
Supplier:				
A-16	7	14,630	0.0	
A-60				
C-06/C-08	61	151,835	0.0	
E-30				
G-02	148	1,972,013	6,866.7	
G-32	18	3,374,860	7,710.1	
G6F				
T-06/T-08				
S6A				
S-10	0	2,220	0.0	
S-5T				
S-14	2	403	0.0	
Supplier Subtotal	236	5,515,961	14,576.8	
Supplier:				
A-16				
A-60				
C-06/C-08				
E-30				
G-02				
G-32				
G6F				
T-06/T-08				
S-10				
S-5T				
S-14				
Supplier Subtotal	0	0	0.0	
Supplier:				
A-16				
A-60				
C-06/C-08				
E-30				
G-02				
G-32				
G6F				
T-06/T-08				
S5T				
S-10				
S-14				
Supplier Subtotal	0	0	0.0	
Supplier:				
A-16				
A-60				
C-06/C-08				
E-30				
G-02	5	282,040	2,827.2	
G-32	18	4,156,771	10,402.0	
G6F				
T-06/T-08				
S-10				
S-14				
Supplier Subtotal	23	4,438,811	13,229.2	
Pass-Thru Billing Subtotal				
A-16	90	113,319	0.0	
A-60	5	2,506	0.0	
B-32	1	1,279,913	10,564.9	
B-62	0	0	0.0	
C-06/C-08	3,312	2,780,188	0.0	
E-30	0	0	0.0	
E-40	0	0	0.0	
G-02	970	18,725,543	58,970.0	
G-32	303	84,487,352	206,337.1	
G-62	0	0	0.0	
R-02	0	0	0.0	
T-06/T-08	0	0	0.0	
X-01	1	1,218,578	14,256.0	
N-1	0	0	0.0	
S5T	17	89,431	0.0	
S-10	0	30,581	0.0	
S-6A	0	0	0.0	
S-14	16	3,415	0.0	
Pass-Thru Billing Grand Total	4,715	108,730,826	290,128.0	