

One Financial Plaza, 14th Floor
Providence, RI 02903-2485
Main (401) 709-3300
Fax (401) 709-3378
lpimentel@rc.com
Direct (401) 709-3337

Also admitted in Massachusetts

February 17, 2022

VIA HAND DELIVERY & ELECTRONIC MAIL

Luly E. Massaro, Commission Clerk
Rhode Island Public Utilities Commission
89 Jefferson Boulevard
Warwick, RI 02888

**RE: Docket 2515 – Open Access Customer Data Report
Fourth Quarter 2021**

Dear Ms. Massaro:

In compliance with Report and Order No. 15382 and Notice of Errata Order No. 15399 in the above-referenced docket, I have enclosed six (6) copies of National Grid's¹ quarterly Open Access Customer Data Report for the fourth quarter of calendar year 2021.

National Grid respectfully requests confidential treatment of the supplier names and pricing information contained in the attached report. This information is commercially sensitive and proprietary, and the disclosure of this information could negatively affect the balance of the wholesale markets and National Grid's ability to negotiate competitive terms with its wholesale electricity suppliers. Therefore, National Grid requests that this letter serve as the Company's request for confidential treatment pursuant to Rule 810-RICR-00-00-1.3(H) of the Public Utilities Commission's (PUC) Rules of Practice and Procedure, and that the PUC afford confidential treatment to the enclosed report. National Grid respectfully requests that, pending entry of that finding, the PUC preliminarily grant the Company's request for confidential treatment pursuant to Rule 810-RICR-00-00-1.3(H)(2).

¹ The Narragansett Electric Company d/b/a National Grid (National Grid or the Company).

Luly E. Massaro, Commission Clerk
Docket 2515 – Open Access Customer Data Report
February 17, 2022
Page 2 of 2

In compliance with Rule 810-RICR-00-00-1.3(H)(3) and per the PUC's request, I have enclosed one unredacted copy of the confidential document marked, **“Contains Confidential and Privileged Materials - Do Not Release.”** I have also enclosed a PDF file of the non-confidential data for the electronic filing to facilitate posting of the data on the PUC's website.

Thank you for your attention to this matter. If you have any questions, please contact me at (401) 709-3337.

Sincerely,



Leticia C. Pimentel

Enclosure

cc: John Bell (w/confidential enclosure)

Redacted Document

National Grid
State of Rhode Island Quarterly Report
Open Access Customer Data

October through December 2021

CONFIDENTIAL Customer Data By Supplier

National Grid
State of Rhode Island Quarterly Report
Open Access Customer Data
Quarterly Totals

Total Open Access Customers by Billing Month

October-21

<u>Rate Class</u>	<u># of Customers</u>	<u>kWh</u>	<u>Demand</u>
A-16	34,425	16,557,594	0.0
A-60	4,583	1,805,191	0.0
C-06/C-08	10,994	12,561,237	0.0
E-30	0	0	0.0
E-40	0	0	0.0
G-02	3,738	60,500,362	224,033.8
G-32/B-32	791	169,558,483	459,145.1
G-62/B-62	0	0	0.0
R-02	0	0	0.0
T-06/T-08	0	0	0.0
X-01	1	1,474,396	14,192.0
M-1	0	0	0.0
S-10	0	168,348	0.0
S-5T	138	1,580,899	0.0
S-6A	1	109	0.0
S-14	113	702,288	0.0
Total Open Access	54,784	264,908,907	697,370.9

* As of 2010 Q4, data pertaining to self-generating suppliers and rate class M-1 (Station Power Delivery and Reliability Service Rate) are excluded from the report.

November-21

<u>Rate Class</u>	<u># of Customers</u>	<u>kWh</u>	<u>Demand</u>
A-16	33,250	13,646,532	0.0
A-60	4,522	1,529,346	0.0
C-06/C-08	10,836	11,840,646	0.0
E-30	0	0	0.0
E-40	0	0	0.0
G-02	3,644	57,545,970	222,338.2
G-32/B-32	765	157,290,862	417,759.0
G-62/B-62	0	0	0.0
R-02	0	0	0.0
T-06/T-08	0	0	0.0
X-01	1	1,486,229	14,644.0
M-1	0	0	0.0
S-5T	135	1,572,664	0.0
S-10	0	196,000	0.0
S-6A	1	128	0.0
S-14	114	804,246	0.0
Total Open Access	53,268	245,912,623	654,741.2

* As of 2010 Q4, data pertaining to self-generating suppliers and rate class M-1 (Station Power Delivery and Reliability Service Rate) are excluded from the report.

December-21

<u>Rate Class</u>	<u># of Customers</u>	<u>kWh</u>	<u>Demand</u>
A-16	31,769	16,683,528	0.0
A-60	4,213	1,746,808	0.0
C-06/C-08	10,619	13,472,616	0.0
E-30	0	0	0.0
E-40	0	0	0.0
G-02	3,538	58,168,751	198,533.3
G-32/B-32	743	166,488,777	413,512.7
G-62/B-62	0	0	0.0
R-02	0	0	0.0
T-06/T-08	0	0	0.0
X-01	1	1,601,387	14,708.0
M-1	0	0	0.0
S-5T	137	1,617,120	0
S-10	0	195,665	0.0
S-6A	0	0	0.0
S-14	109	834,662	0.0
Total Open Access	51,129	260,809,314	626,754.0

* As of 2010 Q4, data pertaining to self-generating suppliers and rate class M-1 (Station Power Delivery and Reliability Service Rate) are excluded from the report.

National Grid
State of Rhode Island Quarterly Report
Monthly Historical Data by Type of Generation Service

	<u>Competitive Supply(1)</u>		<u>Last Resort Service</u>		<u>Standard Offer</u>		<u>Total</u>	
	<u>Number of Customers</u>	<u>kWhs</u>	<u>Number of Customers (2)</u>	<u>kWhs</u>	<u>Number of Customers</u>	<u>kWhs</u>	<u>Number of Customers</u>	<u>kWhs</u>
1998								
January	3	2,087,159	-	-	328,183	457,823,555	328,186	459,910,714
February	-	-	-	-	334,630	421,530,271	334,630	421,530,271
March	-	-	-	-	334,674	394,236,554	334,674	394,236,554
April	-	-	-	-	334,803	373,875,558	334,803	373,875,558
May	97	165,494	-	-	332,815	367,581,424	332,912	367,746,918
June	9	471,857	-	-	334,639	392,776,837	334,648	393,248,694
July	11	315,834	-	-	332,850	420,732,326	332,861	421,048,160
August	28	379,606	-	-	333,026	470,954,510	333,054	471,334,116
September	41	497,083	-	-	333,473	449,030,687	333,514	449,527,770
October	253	555,272	-	-	333,892	409,835,159	334,145	410,390,431
November	361	673,116	-	-	334,274	389,098,437	334,635	389,771,553
December	504	739,069	-	-	334,692	431,365,421	335,196	432,104,490
Annual Total		5,884,490		-		4,978,840,739		4,984,725,229
1999								
January	1,230	8,312,007	6	-	334,301	473,199,436	335,537	481,511,443
February	1,661	35,393,925	15	143	334,153	376,763,002	335,829	412,157,070
March	1,666	36,458,605	40	8,620	334,323	378,776,165	336,029	415,243,390
April	1,621	39,140,223	72	18,919	334,375	340,948,488	336,068	380,107,630
May	1,634	38,283,260	112	33,558	334,417	328,148,241	336,163	366,465,059
June	1,600	41,768,923	155	53,068	334,220	362,463,305	335,975	404,285,296
July	1,558	40,674,806	182	198,537	334,300	442,363,458	336,040	483,236,801
August	1,540	42,259,672	203	253,887	334,511	457,044,820	336,254	499,558,379
September	1,569	50,356,985	225	289,736	334,988	417,540,495	336,782	468,187,216
October	1,542	42,639,377	238	265,776	335,593	368,768,692	337,373	411,673,845
November	1,415	46,976,932	349	241,032	336,190	345,284,869	337,954	392,502,833
December	1,028	47,581,922	727	370,364	336,736	409,266,612	338,491	457,218,898
Annual Total		#####		1,733,640		4,700,567,583		5,172,147,860
Cumulative Total		#####		1,733,640		9,679,408,322		#####
2000								
January	998	30,236,044	752	2,822,979	337,120	400,745,146	338,870	433,804,169
February	632	29,517,224	1,112	32,620,925	337,404	419,877,249	339,148	482,015,398
March	192	12,555,486	1,560	27,154,126	337,521	380,612,179	339,273	420,321,791
April	143	3,602,928	1,586	39,090,524	337,580	350,948,764	339,309	393,642,216
May(3)	165	5,385,977	1,916	43,772,351	460,314	467,320,521	462,395	516,478,849
June	161	9,225,985	1,908	52,415,458	460,030	523,584,661	462,099	585,226,104
July	161	7,313,399	1,897	47,678,237	460,225	587,445,791	462,283	642,437,427
August	161	7,380,100	1,891	47,613,352	460,528	567,229,640	462,580	622,223,092
September	160	8,172,015	1,880	54,874,732	460,674	587,453,420	462,714	650,500,167
October	157	8,180,047	1,879	50,824,229	461,211	531,473,452	463,247	590,477,728
November	157	7,796,079	1,867	49,320,391	461,883	504,918,313	463,907	562,034,783
December	157	8,377,456	1,860	48,246,714	462,496	570,757,414	464,513	627,381,584
Annual Total		#####		#####		5,892,366,550		6,526,543,308
Cumulative Total		#####		#####		#####		#####

National Grid
State of Rhode Island Quarterly Report
Monthly Historical Data by Type of Generation Service

	Competitive Supply(1)		Last Resort Service		Standard Offer		Total	
	Number of Customers	kWhs	Number of Customers (2)	kWhs	Number of Customers	kWhs	Number of Customers	kWhs
2001								
January	157	7,714,377	1,858	54,550,924	462,948	638,061,153	464,963	700,326,454
February	157	9,183,839	1,786	38,788,838	461,397	542,297,794	463,340	590,270,471
March	161	25,895,000	1,777	32,636,431	461,487	535,210,784	463,425	593,742,215
April	162	25,778,067	1,767	16,815,448	461,471	511,725,055	463,400	554,318,570
May	163	26,594,951	1,758	31,725,263	461,327	486,649,581	463,248	544,969,795
June	163	27,007,928	1,754	31,815,172	461,454	521,562,705	463,371	580,385,805
July	517	29,424,608	1,392	26,078,520	461,452	612,780,688	463,361	668,283,816
August	1,137	41,872,889	814	12,952,714	461,394	601,251,077	463,345	656,076,680
September	2,282	51,218,926	750	4,814,323	460,427	625,379,444	463,459	681,412,693
October	2,614	58,017,710	729	3,650,134	460,526	537,481,963	463,869	599,149,807
November	2,666	77,719,067	714	5,118,749	461,096	494,884,558	464,476	577,722,374
December	2,705	76,233,932	713	3,563,500	461,861	514,641,231	465,279	594,438,663
Annual Total		456,661,294		262,510,016		6,621,926,033		7,341,097,343
Cumulative Total		#####		760,677,674		22,193,700,905		#####
2002								
January	2,727	67,307,128	709	3,685,749	462,022	587,384,691	465,458	658,377,568
February	2,737	95,638,137	703	(1,722,361)	462,326	534,241,614	465,766	628,157,390
March	2,743	65,892,626	702	2,337,165	462,702	499,965,217	466,147	568,195,008
April	2,740	76,568,291	696	2,175,258	463,009	488,880,000	466,445	567,623,549
May	2,734	74,295,679	696	1,995,888	463,673	465,488,789	467,103	541,780,356
June	2,700	73,040,902	685	1,490,240	462,269	490,840,915	465,654	565,372,057
July	2,739	64,066,370	681	2,873,242	463,169	593,533,628	466,589	660,473,240
August	2,751	93,735,903	670	1,746,529	463,338	626,460,420	466,759	721,942,852
September	2,755	78,505,326	649	1,355,281	463,297	597,790,094	466,701	677,650,701
October	2,747	82,499,928	648	1,325,624	463,534	541,505,038	466,929	625,330,590
November	2,741	85,803,391	650	4,213,951	464,190	528,306,272	467,581	618,323,614
December	2,132	82,161,123	1,257	4,537,244	464,626	595,688,698	468,015	682,387,065
Annual Total		939,514,804		26,013,810		6,550,085,376		7,515,613,990
Cumulative Total		#####		786,691,484		28,743,786,281		#####
2003								
January	1,985	62,368,061	1,408	19,572,407	465,147	612,526,727	468,540	694,467,195
February	2,000	46,931,010	1,389	20,781,267	466,140	573,405,929	469,529	641,118,206
March	1,970	66,770,592	1,418	20,729,272	466,433	552,286,014	469,821	639,785,878
April	1,963	44,413,222	1,419	27,527,952	466,436	501,542,688	469,818	573,483,862
May	1,957	46,216,482	1,420	34,073,116	466,519	482,992,185	469,896	563,281,783
June	2,065	48,001,135	1,315	33,858,523	466,110	490,926,565	469,490	572,786,223
July	2,083	48,554,843	1,293	30,735,106	466,407	607,540,196	469,783	686,830,145
August	2,116	54,875,855	1,260	32,401,343	466,575	660,102,236	469,951	747,379,434
September	2,145	44,741,622	1,236	19,977,578	466,795	633,003,428	470,176	697,722,628
October	2,288	72,703,628	1,139	13,539,820	466,964	523,233,581	470,391	609,477,029
November	2,312	75,582,865	1,113	11,884,656	467,487	511,246,998	470,912	598,714,519
December	2,235	76,349,747	1,188	11,943,960	468,361	580,751,039	471,784	669,044,746
Annual Total		687,509,062		277,025,000		6,729,557,586		7,694,091,648
Cumulative Total		#####		#####		35,473,343,867		#####

National Grid
State of Rhode Island Quarterly Report
Monthly Historical Data by Type of Generation Service

	Competitive Supply(1)		Last Resort Service		Standard Offer		Total	
	Number of Customers	kWWhs	Number of Customers (2)	kWWhs	Number of Customers	kWWhs	Number of Customers	kWWhs
2004								
January	2,234	75,370,719	1,198	16,515,917	468,782	617,638,437	472,214	709,525,073
February	2,253	68,181,992	1,184	15,704,065	469,240	576,720,905	472,677	660,606,962
March	2,267	67,668,979	1,176	18,048,829	469,196	548,542,881	472,639	634,260,689
April	2,268	66,064,562	1,166	13,523,228	469,254	516,025,134	472,688	595,612,924
May	1,348	66,003,180	2,086	12,753,849	469,069	487,351,484	472,503	566,108,513
June	1,643	65,068,901	1,878	23,879,239	468,548	535,854,816	472,069	624,802,956
July	2,135	60,693,032	1,465	24,914,503	468,108	593,955,479	471,708	679,563,014
August	2,397	64,836,819	1,255	20,329,055	468,205	622,178,035	471,857	707,343,909
September	2,875	75,114,881	857	17,043,730	468,585	640,177,127	472,317	732,335,738
October	2,949	77,471,277	793	11,815,010	469,189	545,445,628	472,931	634,731,915
November	2,952	74,184,687	774	15,430,585	469,789	512,452,523	473,515	602,067,795
December	2,804	78,540,017	913	12,296,038	470,577	584,484,383	474,294	675,320,438
Annual Total		839,199,046		202,254,048		6,780,826,832		7,822,279,926
Cumulative Total		#####		#####		#####		47,056,499,304
2005								
January	2,809	67,223,969	945	17,428,917	471,581	589,044,964	475,335	673,697,850
February	2,838	69,295,034	933	16,483,915	472,317	560,253,357	476,088	646,032,306
March	2,826	79,324,287	932	12,791,354	472,619	567,098,041	476,377	659,213,682
April	2,876	77,541,293	899	9,827,653	472,550	512,423,662	476,325	599,792,608
May	2,839	74,192,269	930	9,908,437	472,439	477,083,497	476,208	561,184,203
June	2,865	76,041,724	909	12,072,216	472,470	525,213,042	476,244	613,326,982
July	2,882	77,004,733	894	14,313,023	472,553	629,492,615	476,329	720,810,371
August	2,898	80,636,902	899	13,985,829	473,547	689,545,140	477,344	784,167,871
September	2,910	82,855,196	891	14,563,311	472,811	677,739,427	476,612	775,157,934
October	2,868	78,123,329	930	13,920,763	473,057	558,533,611	476,855	650,577,703
November	2,799	67,274,966	994	17,146,353	473,295	513,004,576	477,088	597,425,895
December	2,793	61,906,908	998	39,968,587	474,191	602,072,305	477,982	703,947,800
Annual Total		891,420,610		192,410,358		6,901,504,237		7,985,335,205
Cumulative Total		#####		#####		#####		55,041,834,509
2006								
January	2,849	45,336,021	964	41,988,660	474,857	599,805,461	478,670	687,130,142
February	2,904	43,280,460	923	38,983,999	475,207	517,601,487	479,034	599,865,946
March	2,948	66,544,706	875	29,776,175	475,542	574,027,353	479,365	670,348,234
April	3,065	73,777,336	824	15,797,686	475,389	494,092,624	479,278	583,667,646
May	3,249	75,786,163	811	12,185,406	474,998	458,149,747	479,058	546,121,316
June	3,335	95,709,690	788	12,065,833	474,260	501,159,091	478,383	608,934,614
July	3,370	93,656,141	786	12,866,806	473,941	614,930,939	478,097	721,453,886
August	3,371	104,855,263	784	14,238,415	473,809	675,728,561	477,964	794,822,239
September	3,350	98,580,859	775	12,803,541	468,255	575,594,441	472,380	686,978,841
October	3,374	100,512,312	775	11,840,472	474,636	484,046,114	478,785	596,398,898
November	3,385	91,401,700	762	12,089,817	475,270	471,299,560	479,417	574,791,077
December	3,396	102,237,167	775	13,179,330	475,980	546,399,668	480,151	661,816,165
Annual Total		991,677,818		227,816,140		6,512,835,046		7,732,329,004
Cumulative Total		#####		#####		#####		62,774,163,513

National Grid
State of Rhode Island Quarterly Report
Monthly Historical Data by Type of Generation Service

	Competitive Supply(1)		Last Resort Service		Standard Offer		Total	
	Number of Customers	kWhs	Number of Customers (2	kWhs	Number of Customers	kWhs	Number of Customers	kWhs
2007								
January	3,381	100,320,608	785	14,316,695	476,532	584,220,746	480,698	698,858,049
February	3,352	93,505,465	780	13,842,944	476,884	528,332,828	481,016	635,681,237
March	3,394	95,146,878	769	13,118,250	478,043	542,612,660	482,206	650,877,788
April	3,407	93,392,750	769	12,691,055	478,132	485,100,740	482,308	591,184,545
May	3,394	92,489,444	767	11,941,866	477,799	470,689,877	481,960	575,121,187
June	3,390	96,658,477	764	13,818,744	477,181	517,823,660	481,335	628,300,881
July	3,347	90,905,766	800	15,751,253	476,562	573,566,967	480,709	680,223,986
August	3,317	97,342,301	821	16,784,287	476,246	646,041,995	480,384	760,168,583
September	3,262	99,920,162	869	23,474,030	475,953	601,335,853	480,084	724,730,045
October	3,227	89,392,691	902	25,292,980	475,521	527,217,522	479,650	641,903,193
November	3,233	93,368,817	885	18,396,466	475,758	496,768,042	479,876	608,533,325
December	3,206	99,151,139	905	15,873,971	476,828	569,047,235	480,939	684,072,345
Annual Total	#####			195,302,541		6,542,758,125		7,879,655,164
Cumulative Total	#####			#####		#####		#####
2008								
January	3,344	108,141,204	878	14,785,735	464,171	583,797,693	468,393	706,724,632
February	3,126	83,211,462	1,002	12,485,838	481,438	551,015,683	485,566	646,712,983
March	3,124	85,854,831	1,114	14,261,688	480,990	493,807,205	485,228	593,923,724
April	3,050	98,390,514	1,094	13,447,489	467,089	537,942,272	471,233	649,780,275
May	3,146	85,020,323	1,117	13,254,552	481,255	438,045,311	485,518	536,320,186
June	2,993	92,668,526	1,246	13,674,446	482,919	497,867,816	487,158	604,210,788
July	2,900	82,700,911	1,317	23,776,004	481,892	602,969,314	486,109	709,446,229
August	2,904	88,545,478	1,360	25,535,044	480,751	675,999,001	485,015	790,079,523
September	2,832	80,093,164	1,390	45,715,424	480,609	620,757,392	484,831	746,565,980
October	2,929	78,703,398	1,375	34,015,253	479,937	542,891,558	484,241	655,610,209
November	3,158	97,597,862	1,297	17,151,781	482,276	370,332,375	486,731	485,082,018
December	3,320	102,717,045	1,225	14,524,719	466,540	491,884,691	471,085	609,126,455
Annual Total	#####			242,627,973		6,407,310,311		7,733,583,002
Cumulative Total	#####			#####		#####		#####
2009								
January	3,892	136,296,995	1,308	18,668,830	480,143	601,929,535	485,343	756,895,360
February	4,158	130,970,759	1,365	15,766,471	481,270	492,637,196	486,793	639,374,426
March	4,296	127,647,032	1,328	14,983,324	481,813	506,692,151	487,437	649,322,507
April	4,715	110,002,581	1,136	11,347,988	480,883	427,557,447	486,734	548,908,016
May	4,896	181,693,652	1,122	10,211,001	481,717	398,835,040	487,735	590,739,693
June	6,677	149,917,663	1,147	12,751,649	470,872	397,408,789	478,696	560,078,101
July	7,197	165,163,524	1,150	12,206,418	478,642	466,483,138	486,989	643,853,080
August	7,350	171,970,596	1,119	11,596,095	464,574	499,941,344	473,043	683,508,035
September	7,814	192,013,763	1,127	13,332,173	477,768	515,860,996	486,709	721,206,932
October	7,892	188,918,581	1,110	12,628,030	472,307	388,276,001	481,309	589,822,612
November	8,120	169,300,085	1,180	15,606,567	477,232	373,668,110	486,532	558,574,762
December	8,227	180,551,718	1,210	19,687,045	471,515	419,967,545	480,952	620,206,308
Annual Total	#####			168,785,591		5,489,257,292		7,562,489,832
Cumulative Total	#####			#####		#####		#####

National Grid
State of Rhode Island Quarterly Report
Monthly Historical Data by Type of Generation Service

	Competitive Supply(1)		Last Resort Service		Standard Offer		Total	
	Number of Customers	kWhs	Number of Customers (2)	kWhs	Number of Customers	kWhs	Number of Customers	kWhs
2010								
January	8,480	198,442,359	1,293	17,394,008	477,210	487,989,217	486,983	703,825,584
February	8,469	186,168,735	-	-	478,567	448,106,128	487,036	634,274,863
March	8,637	182,485,680	-	-	479,746	434,120,936	488,383	616,606,616
April	8,568	185,620,128	-	-	466,899	398,625,595	475,467	584,245,723
May	8,921	181,641,905	-	-	479,233	366,657,832	488,154	548,299,737
June	9,098	197,248,748	-	-	466,876	398,479,560	475,974	595,728,308
July	9,340	226,291,831	-	-	477,739	569,034,194	487,079	795,326,025
August	9,559	232,063,525	-	-	465,228	547,011,793	474,787	779,075,318
September	9,647	229,129,561	-	-	472,653	491,111,742	482,300	720,241,303
October	9,803	201,835,705	-	-	477,917	393,074,189	487,720	594,909,894
November	10,347	195,176,518	-	-	477,190	371,198,240	487,537	566,374,758
December	10,585	199,539,572	-	-	456,476	413,439,719	467,061	612,979,291
Annual Total		2,415,644,267		17,394,008		5,318,849,145		7,751,887,420
Cumulative Total		#####		#####		#####		93,701,778,931
2011								
January	11,411	209,498,691	-	-	477,672	474,549,962	489,083	684,048,653
February	11,530	205,743,158	-	-	477,598	446,655,742	489,128	652,398,900
March	11,555	209,613,436	-	-	459,054	410,024,333	470,609	619,637,769
April	11,973	194,916,005	-	-	477,013	385,766,051	488,986	580,682,056
May	12,321	205,045,302	-	-	476,935	359,541,000	489,256	564,586,302
June	12,386	212,278,055	-	-	477,369	392,571,655	489,755	604,849,710
July	12,332	225,761,849	-	-	476,659	499,558,993	488,991	725,320,842
August	11,919	229,213,299	-	-	463,787	560,151,935	475,706	789,365,234
September	12,093	211,764,929	-	-	476,660	484,410,229	488,753	696,175,158
October	12,159	200,350,781	-	-	477,760	408,735,333	489,919	609,086,114
November	12,312	190,923,444	-	-	476,005	395,092,822	488,317	586,016,266
December	12,447	194,531,608	-	-	463,762	400,834,425	476,209	595,366,033
Annual Total		2,489,640,557		-		5,217,892,480		7,707,533,037
Cumulative Total		#####		#####		#####		101,409,311,968
2012								
January	13,196	210,462,477	-	-	469,640	438,224,877	482,836	648,687,354
February	13,726	192,248,651	-	-	476,365	422,414,348	490,091	614,662,999
March	14,032	208,119,333	-	-	476,200	409,350,650	490,232	617,469,983
April	14,348	204,601,260	-	-	476,705	384,517,415	491,053	589,118,675
May	14,491	204,335,459	-	-	463,515	338,423,872	478,006	542,759,331
June	15,745	221,583,516	-	-	475,521	387,492,022	491,266	609,075,538
July	16,246	241,849,578	-	-	474,139	478,013,973	490,385	719,863,551
August	16,411	268,464,277	-	-	473,084	542,723,659	489,495	811,187,936
September	16,665	262,937,856	-	-	473,569	480,800,278	490,234	743,738,134
October	16,979	221,629,218	-	-	472,020	350,040,786	488,999	571,670,004
November	17,588	219,283,215	-	-	472,348	342,884,563	489,936	562,167,778
December	17,849	220,726,140	-	-	471,896	399,053,454	489,745	619,779,594
Annual Total		2,676,240,980		-		4,973,939,897		7,650,180,877
Cumulative Total		#####		#####		#####		109,059,492,845

National Grid
State of Rhode Island Quarterly Report
Monthly Historical Data by Type of Generation Service

	<u>Competitive Supply(1)</u>		<u>Last Resort Service</u>		<u>Standard Offer</u>		<u>Total</u>	
	<u>Number of Customers</u>	<u>kWhs</u>	<u>Number of Customers (2)</u>	<u>kWhs</u>	<u>Number of Customers</u>	<u>kWhs</u>	<u>Number of Customers</u>	<u>kWhs</u>
2013								
January	17,122	226,046,347	-	-	473,273	438,177,751	490,395	664,224,098
February	18,329	235,322,689	-	-	472,980	439,296,297	491,309	674,618,986
March	20,716	214,220,485	-	-	471,485	395,239,561	492,201	609,460,046
April	20,650	214,233,076	-	-	471,825	385,510,295	492,475	599,743,371
May	20,727	216,687,455	-	-	472,161	357,405,758	492,888	574,093,213
June	20,313	219,423,931	-	-	472,896	382,023,923	493,209	601,447,854
July	19,961	242,251,346	-	-	472,437	526,335,787	492,398	768,587,133
August	19,744	252,054,812	-	-	471,818	554,814,957	491,562	806,869,769
September	19,829	230,937,824	-	-	473,215	452,640,581	493,044	683,578,405
October	19,940	203,473,145	-	-	471,646	366,582,492	491,586	570,055,637
November	18,553	196,943,744	-	-	473,657	362,688,326	492,210	559,632,070
December	18,070	207,139,031	-	-	473,109	432,520,327	491,179	639,659,358
Annual Total		2,658,733,885		-		5,093,236,055		7,751,969,940
Cumulative Total		19,789,402,355		2,310,307,143		94,711,753,287		116,811,462,785
2014								
January	19,415	209,090,310	-	-	471,930	503,791,459	491,345	712,881,769
February	20,547	206,824,643	-	-	470,579	460,523,721	491,126	667,348,364
March	25,074	201,734,821	-	-	468,465	436,489,186	493,539	638,224,007
April	31,881	202,042,392	-	-	460,895	392,662,181	492,776	594,704,573
May	34,798	215,302,016	-	-	458,890	371,895,707	493,688	587,197,723
June	35,946	206,257,886	-	-	457,462	357,083,210	493,408	563,341,096
July	35,872	228,142,511	-	-	457,173	444,844,136	493,045	672,986,647
August	35,818	165,388,248	-	-	455,782	487,618,199	491,600	653,006,447
September	37,543	246,112,782	-	-	455,778	446,066,710	493,321	692,179,492
October	36,692	262,247,336	-	-	456,524	368,246,325	493,216	630,493,661
November	35,857	208,327,985	-	-	455,648	366,102,433	491,505	574,430,418
December	35,407	207,451,106	-	-	456,933	419,640,132	492,340	627,091,238
Annual Total		2,558,922,036		-		5,054,963,399		7,613,885,435
Cumulative Total		22,348,324,391		2,310,307,143		99,766,716,686		124,425,348,220
2015								
January	34,814	212,536,951	-	-	457,257	442,969,964	492,071	655,506,915
February	36,534	234,828,872	-	-	457,546	444,146,015	494,080	678,974,887
March	37,410	237,248,974	-	-	456,863	400,285,031	494,273	637,534,005
April	41,483	239,013,065	-	-	453,489	354,933,622	494,972	593,946,687
May	44,752	231,509,521	-	-	451,011	302,584,321	495,763	534,093,842
June	46,557	256,098,228	-	-	448,858	333,113,561	495,415	589,211,789
July	46,607	267,596,105	-	-	446,314	390,729,473	492,921	658,325,578
August	46,950	301,546,738	-	-	446,004	453,023,704	492,954	754,570,442
September	49,646	305,263,631	-	-	444,764	452,765,153	494,410	758,028,784
October	50,043	265,720,360	-	-	425,976	331,871,388	476,019	597,591,748
November	53,982	246,209,001	-	-	442,735	283,870,575	496,717	530,079,576
December	54,437	277,293,132	-	-	441,041	347,036,426	495,478	624,329,558
Annual Total		3,074,864,578		-		4,537,329,233		7,612,193,811
Cumulative Total		25,423,188,969		2,310,307,143		104,304,045,919		132,037,542,031

National Grid
State of Rhode Island Quarterly Report
Monthly Historical Data by Type of Generation Service

	Competitive Supply(1)		Last Resort Service		Standard Offer		Total	
	Number of Customers	kWhs	Number of Customers (2)	kWhs	Number of Customers	kWhs	Number of Customers	kWhs
2016								
January	54,832	277,939,298	-	-	439,360	349,969,616	494,192	627,908,914
February	55,139	278,277,331	-	-	439,882	332,343,084	495,021	610,620,415
March	56,021	278,282,204	-	-	441,355	329,618,333	497,376	607,900,537
April	56,565	268,478,930	-	-	438,547	302,767,402	495,112	571,246,332
May	57,146	246,208,828	-	-	428,956	260,700,876	486,102	506,909,704
June	60,682	296,513,986	-	-	434,241	314,897,499	494,923	611,411,485
July	63,582	315,292,472	-	-	429,295	376,534,933	492,877	691,827,405
August	65,731	342,250,656	-	-	428,747	444,089,629	494,478	786,340,285
September	67,578	341,604,733	-	-	426,060	401,332,611	493,638	742,937,344
October	68,212	288,008,704	-	-	427,173	296,233,162	495,385	584,241,866
November	69,299	270,875,421	-	-	428,299	268,280,758	497,598	539,156,179
December	66,573	284,427,205	-	-	408,619	298,895,271	475,192	583,322,476
Annual Total		3,488,159,768		-		3,975,663,174		7,463,822,942
Cumulative Total		20,618,828,238		2,310,307,143		93,594,180,406		116,523,315,787
2017								
January	70,298	300,263,332	-	-	423,252	339,129,068	493,550	639,392,400
February	70,790	282,774,029	-	-	426,794	316,717,782	497,584	599,491,811
March	67,883	284,822,698	-	-	409,429	300,248,317	477,312	585,071,015
April	70,526	283,450,829	-	-	416,203	296,888,626	486,729	580,339,455
May	72,486	257,062,715	-	-	423,025	262,064,187	495,511	519,126,902
June	72,840	289,200,418	-	-	428,119	297,204,228	500,959	586,404,646
July	72,143	319,875,253	-	-	427,969	384,163,936	500,112	704,039,189
August	70,382	319,605,838	-	-	429,607	391,394,073	499,989	710,999,911
September	68,278	299,881,920	-	-	427,587	344,597,675	495,865	644,479,595
October	64,751	288,708,021	-	-	411,412	294,985,235	476,163	583,693,256
November	68,701	275,904,338	-	-	432,368	289,876,854	501,069	565,781,192
December	64,907	269,328,442	-	-	410,204	299,990,755	475,111	569,319,197
Annual Total		3,470,877,833		-		3,817,260,736		7,288,138,569
Cumulative Total		24,089,706,071		2,310,307,143		97,411,441,142		123,811,454,356
2018								
January	66,240	310,557,725	-	-	434,993	387,759,006	501,233	698,316,731
February	64,942	266,189,892	-	-	436,664	330,151,008	501,606	596,340,900
March	62,985	272,732,823	-	-	417,693	300,195,667	480,678	572,928,490
April	67,114	273,763,381	-	-	435,360	292,238,124	502,474	566,001,505
May	66,532	267,257,082	-	-	437,313	285,346,557	503,845	552,603,639
June	62,493	278,003,424	-	-	414,531	291,822,624	477,024	569,826,048
July	65,942	302,076,278	-	-	437,761	401,069,686	503,703	703,145,964
August	65,671	325,735,747	-	-	433,958	438,379,729	499,629	764,115,476
September	65,792	328,263,421	-	-	438,390	443,963,981	504,182	772,227,402
October	64,383	275,770,166	-	-	432,336	304,999,358	496,719	580,769,524
November	65,799	252,056,241	-	-	437,891	285,550,789	503,690	537,607,030
December	63,660	274,972,334	-	-	426,054	330,679,101	489,714	605,651,435
Annual Total		3,427,378,514		-		4,092,155,630		7,519,534,144
Cumulative Total		27,517,084,585		2,310,307,143		101,503,596,772		131,330,988,500

National Grid
State of Rhode Island Quarterly Report
Monthly Historical Data by Type of Generation Service

	Competitive Supply(1)		Last Resort Service		Standard Offer		Total	
	Number of Customers	kWhs	Number of Customers (2)	kWhs	Number of Customers	kWhs	Number of Customers	kWhs
2019								
January	62,983	278,507,148	-	-	434,732	359,135,556	497,715	637,642,704
February	64,355	258,958,790	-	-	438,654	340,325,913	503,009	599,284,703
March	63,804	272,229,357	-	-	440,210	318,711,868	504,014	590,941,225
April	63,217	260,838,123	-	-	424,795	290,059,279	488,012	550,897,402
May	64,150	263,707,923	-	-	434,989	268,037,974	499,139	531,745,897
June	64,851	260,074,738	-	-	440,713	286,604,710	505,564	546,679,448
July	63,174	298,559,347	-	-	431,226	381,533,878	494,400	680,093,225
August	64,338	334,649,983	-	-	441,137	469,910,739	505,475	804,560,722
September	63,511	295,402,767	-	-	438,374	368,749,009	501,885	664,151,776
October	63,179	254,038,540	-	-	443,456	277,981,553	506,635	532,020,093
November	62,154	257,076,344	-	-	440,917	259,511,389	503,071	516,587,733
December	58,014	265,054,424	-	-	421,452	316,602,474	479,466	581,656,898
Annual Total		3,299,097,484		-		3,937,164,342		7,236,261,826
Cumulative Total		28,722,286,453		2,310,307,143		108,241,210,261		139,273,803,857
2020								
January	60,978	182,884,975	-	-	446,646	367,527,715	507,624	550,412,690
February	59,659	287,846,857	-	-	432,174	297,992,117	491,833	585,838,974
March	59,398	279,604,477	-	-	433,192	296,667,317	492,590	576,271,794
April	60,072	265,032,234	-	-	435,580	294,484,735	495,652	559,516,969
May	61,223	250,536,622	-	-	446,227	280,404,289	507,450	530,940,911
June	60,198	253,619,355	-	-	442,770	295,389,321	502,968	549,008,676
July	57,478	289,237,083	-	-	427,895	289,237,083	485,373	578,474,166
August	59,830	315,218,753	-	-	447,723	315,218,753	507,553	630,437,506
September	56,650	276,300,472	-	-	422,254	361,147,828	478,904	637,448,300
October	58,328	258,657,702	-	-	441,826	297,158,165	500,154	555,815,867
November	58,554	236,104,477	-	-	442,683	277,077,602	501,237	513,182,079
December	56,665	263,073,634	-	-	428,082	317,249,967	484,747	580,323,601
Annual Total		3,158,116,641		-		3,689,554,892		6,847,671,533
Cumulative Total		31,880,403,094		2,310,307,143		111,930,765,153		146,121,475,390
2021								
January	58,744	273,289,248	-	-	442,771	361,006,888	501,515	634,296,136
February	59,304	272,349,056	-	-	448,885	348,416,477	508,189	620,765,533
March	56,457	269,297,626	-	-	437,966	326,544,745	494,423	595,842,371
April	57,498	253,745,583	-	-	444,314	293,323,729	501,812	547,069,312
May	58,127	232,436,033	-	-	450,270	262,970,561	508,397	495,406,594
June	58,420	273,939,982	-	-	451,118	327,309,264	509,538	601,249,246
July	55,882	308,955,806	-	-	430,500	387,125,372	486,382	696,081,178
August	56,588	306,515,911	-	-	451,519	430,323,567	508,107	736,839,478
September	53,097	303,251,417	-	-	433,348	417,483,902	486,445	720,735,319
October	54,649	264,046,388	-	-	453,590	309,455,105	508,239	573,501,493
November	53,139	245,063,538	-	-	448,268	262,165,158	501,407	507,228,696
December	50,994	261,498,263	-	-	446,345	319,708,498	497,339	581,206,761
Annual Total		3,264,388,851		-		4,045,833,266		7,310,222,117
Cumulative Total		35,144,791,945		2,310,307,143		115,976,598,419		153,431,697,507

- (1) Note: includes data pertaining to self-generating suppliers and rate class M-1 (Station Power Delivery and Reliability Service Rate).
- (2) Customer count reflects number of individual billing accounts. A customer may have more than one billing account.
- (3) Beginning in May 2000, amounts reflect Blackstone Valley Electric Company and Newport Electric Corporation resulting from the merger of both companies into Narragansett Electric Company.

- (1) Note: includes data pertaining to self-generating suppliers and rate class M-1 (Station Power Delivery and Reliability Service Rate).
- (2) Customer count reflects number of individual billing accounts. A customer may have more than one billing account.

CONFIDENTIAL INFORMATION

National Grid
State of Rhode Island Quarterly Report
Open Access Customer Data by Supplier

Oct-21

	<u>Complete Billing</u>		
	# of Customers	kWh	Demand
Supplier: ██████████			
A-16			
A-60			
C-06/C-08			
E-40			
G-02			
G-32			
G-62			
T-06/T-08			
S-10			
S-14			
Supplier Subtotal	0	0	0.0
Supplier: ██████████			
A-16	2,002	952,872	0.0
A-60	284	117,132	0.0
C-06/C-08	293	425,519	0.0
E-30			
B32	1	45,956	104.4
G-02	69	1,076,963	4,054.6
G-32	28	3,654,437	10,346.4
G-62			
T-06/T-08			
M1B			
S-10	0	1,149	0.0
S-5T	2	433	0.0
S-14	1	878	0.0
Supplier Subtotal	2,680	6,275,339	14,505.4
Supplier: ██████████			
C-06/C-08			
E-40			
G-02			
G-32			
Supplier Subtotal	0	0	0.0
Supplier: ██████████			
A16	159	85,770	0.0
A60	16	8,908	0.0
C06/C08	36	88,309	0.0
G02	16	251,803	737.8
G-32	4	500,320	1,786.2
S10	0	1,142	0.0
S14			
Supplier Subtotal	231	935,952	2,524.0
Supplier: ██████████			
A-16			
A60			
B-32			
C-06/C-08			
E30			
G-02			
G-32			
G-62			
R-02			
T-06/T-08			
E40			
S-10			
S-14			
Supplier Subtotal	0	0	0.0

	<u>Pass-Thru Billing</u>		
	# of Customers	kWh	Demand
Supplier: ██████████			
A-16			
A-60			
C-06/C-08			
E-40			
G-02			
G-32			
G-62			
T-06/T-08			
S-10			
S14			
Supplier Subtotal	0	0	0.0
Supplier: ██████████			
A-16			
A-60			
C-06/C-08			
E-30			
B32			
G-02			
G-32			
G-62			
T-06/T-08			
M1B			
S-10			
S-5T			
S-14			
Supplier Subtotal	0	0	0.0
Supplier: ██████████			
C-06/C-08			
E-40			
G-02			
G-32			
Supplier Subtotal	0	0	0.0
Supplier: ██████████			
A16			
A60			
C06			
G02			
G-32			
S10			
S14			
Supplier Subtotal	0	0	0.0
Supplier: ██████████			
A-16			
A60			
B-32			
C-06/C-08			
E-30			
G-02			
G-32			
G-62			
R-02			
T-06/T-08			
E-40			
S-10			
S-14			
Supplier Subtotal	0	0	0.0

CONFIDENTIAL INFORMATION

National Grid
State of Rhode Island Quarterly Report
Open Access Customer Data by Supplier

Oct-21

<u>Complete Billing</u>			
	<u># of Customers</u>	<u>kWh</u>	<u>Demand</u>
Supplier: [REDACTED]			
A-16	251	139,803	0.0
A-60	35	14,346	0.0
C-06/C-08	150	255,879	0.0
E-40			
G-02	61	950,645	3,078.8
G-32	9	1,040,525	3,935.1
R02			
T-06/T-08			
S-10	0	4,757	0.0
S-5T	5	36,389	0.0
S-14	6	7,785	0.0
Supplier Subtotal	517	2,450,128	7,013.9
Supplier: [REDACTED]			
A16	171	93,790	0.0
A60	27	9,911	0.0
B-62			
C-06/C-08	116	138,054	0.0
E40			
G02	41	795,101	2,843.5
G-32	7	486,900	2,276.0
G-62			
S10	0	560	0.0
S-5T	3	1,129	0.0
S14	2	275	0.0
Supplier Subtotal	367	1,525,720	6,119.5
Supplier: [REDACTED]			
A-16	1,982	977,563	0.0
B-32	1	435,490	1,088.4
A60	249	107,899	0.0
C06	316	440,661	0.0
G02	109	1,551,471	5,654.6
G-32	21	9,882,403	22,625.4
G62			
S10	0	2,649	0.0
S-5T	4	118,949	0.0
S14	3	976	0.0
Supplier Subtotal	2,685	13,518,061	29,368.4
Supplier: [REDACTED]			
A16	4,492	2,183,505	0.0
A60	629	256,854	0.0
C06/C08	718	953,807	0.0
G02	223	4,578,747	14,824.8
G-32	29	3,278,920	10,451.7
S-10	0	4,741	0.0
S-5T	6	1,375	0.0
S14	3	6,596	0.0
Supplier Subtotal	6,100	11,264,545	25,276.5
Supplier: [REDACTED]			
A16	1	134	0.0
A60	4	6,793	0.0
C06/C08	2	32,280	103.4
G02	1	102,000	258.8
G-32/G3F	1	102,000	258.8
Supplier Subtotal	8	141,207	362.2

<u>Pass-Thru Billing</u>			
	<u># of Customers</u>	<u>kWh</u>	<u>Demand</u>
Supplier: [REDACTED]			
A-16			
A-60			
C-06/C-08			
E-40			
G-02			
G-32			
R-02			
T-06/T-08			
S-10	0	215	0.0
S-5T			
S-14			
Supplier Subtotal	0	215	0.0
Supplier: [REDACTED]			
A16	14	33,994	0.0
A60			
B-62			
C-06/C-08	194	399,276	0.0
E-40			
G02	209	4,195,674	25,235.7
G-32	27	12,317,279	28,727.5
G-62			
S10	0	819	0.0
S-5T			
S14			
Supplier Subtotal	444	16,947,042	53,963.2
Supplier: [REDACTED]			
A-16	3	779	0.0
B-32			
A60	1	532	0.0
C06	10	6,620	0.0
G02	6	115,670	473.0
G-32	4	429,146	1,213.7
G62			
S10			
S-5T			
S14			
Supplier Subtotal	24	552,747	1,686.7
Supplier: [REDACTED]			
A16	1	-749	0.0
A60	10	7,012	0.0
C06/C08			
G02			
G-32			
S10	0	0	0.0
S-5T			
S14			
Supplier Subtotal	11	6,263	0.0
Supplier: [REDACTED]			
A16			
A60			
C06/C08	5	3,926	0.0
G02			
G-32/G3F	4	1,583,767	5,560.8
Supplier Subtotal	9	1,587,693	5,560.8

CONFIDENTIAL INFORMATION

National Grid
State of Rhode Island Quarterly Report
Open Access Customer Data by Supplier

Oct-21

	<u>Complete Billing</u>		
	# of Customers	kWh	Demand
Supplier: ██████████			
A16	947	471,446	0.0
A60	86	34,967	0.0
B-32			
C06/C08	329	427,108	0.0
G02	169	2,614,437	8,882.1
G-32	34	4,850,161	15,496.3
G62			
S10	0	9,120	0.0
S-5T	9	22,072	0.0
S14	7	115,128	0.0
Supplier Subtotal	1,581	8,544,439	24,378.4
Supplier: ██████████			
A16	841	422,632	0.0
A60	117	38,460	0.0
B-32			
C06/C08	537	800,783	0.0
E30			
G02	270	4,398,342	15,640.0
G3F/G-32	49	8,029,737	23,872.3
G62			
T06			
S5T	9	114,371	0.0
S10	0	21,588	0.0
S14	15	20,677	0.0
S6A			
X01			
Supplier Subtotal	1,838	13,846,590	39,512.3
Supplier: ██████████			
A-16	3,197	1,667,826	0.0
A-60	285	112,702	0.0
B-32			
C-06/C-08	465	545,668	0.0
E-30			
G-02	126	1,921,680	7,595.1
G-32	25	3,548,091	10,104.2
G-6F			
T-06/T-08			
S-10	0	990	0.0
S-5T	3	3,748	0.0
S-14	5	7,575	0.0
Supplier Subtotal	4,106	7,808,280	17,699.3
Supplier: ██████████			
A-16	256	139,894	0.0
A-60	28	10,453	0.0
C-06/C-08	34	37,133	0.0
G-02	6	101,923	307.7
G-32	1	33,200	168.0
S-10	0	162	0.0
S14			
S-5T			
Supplier Subtotal	325	322,765	475.7
Supplier: ██████████			
A-16			
A-60			
C-06/C08			
G-02			
G-32			
G-62			
S-10			
S-14			
Supplier Subtotal	0	0	0.0


	<u>Pass-Thru Billing</u>		
	# of Customers	kWh	Demand
Supplier: ██████████			
A16	10	15,745	0.0
A60			
B-32			
C06/C08	7	42,077	0.0
G02	2	47,183	165.7
G-32	5	1,491,004	3,118.3
G62			
S10			
S-5T			
S14			
Supplier Subtotal	24	1,596,009	3,284.0
Supplier: ██████████			
A16	11	6,684	0.0
A60			
B-32	1	761,285	9,134.8
C06/C08	163	269,863	0.0
E30			
G02	164	-407,416	-385.5
G3F/G-32	86	16,108,856	46,177.4
G62			
T06			
S5T	7	9,270	0.0
S10	0	10,622	0.0
S14	10	11,115	0.0
S6A			
X01	1	1,474,396	14,192.0
Supplier Subtotal	443	18,244,675	69,118.7
Supplier: ██████████			
A-16			
A-60	1	186	0.0
B-32			
C-06/C-08			
E-30			
G-02			
G-32			
G-6F			
T-06/T-08			
S-10			
S-5T			
S-14			
Supplier Subtotal	1	186	0.0
Supplier: ██████████			
A-16			
A-60	1	1,333	0.0
C-06/C-08			
G-02			
G-32			
S-10			
S14			
S-5T			
Supplier Subtotal	1	1,333	0.0
Supplier: ██████████			
A-16			
A-60			
C-06/C08			
G-02			
G-32			
G-62			
S-10			
S-14			
Supplier Subtotal	0	0	0.0

CONFIDENTIAL INFORMATION

National Grid
State of Rhode Island Quarterly Report
Open Access Customer Data by Supplier

Oct-21

	<u>Complete Billing</u>		
	# of Customers	kWh	Demand
Supplier: ██████████			
A-16	2,016	1,027,911	0.0
A-60	213	82,183	0.0
G02	132	2,240,588	7,712.8
B-32			
C-06 / C-08	415	567,794	0.0
G-32 / G-32	11	1,697,265	6,126.5
G62			
S-10	0	2,453	0.0
S-5T	3	4,864	0.0
S14	4	23,831	0.0
Supplier Subtotal	2,794	5,646,699	13,839.3
Supplier: ██████████			
A16	35	21,470	0.0
A60	3	768	0.0
C06	31	45,210	0.0
G02	16	134,512	601.1
G-32	6	353,760	1,167.9
G62			
S10	0	2,477	0.0
S-5T			
S-14			
Supplier Subtotal	91	558,197	1,769.0
Supplier: ██████████			
A-16	1	116	0.0
A-60			
B-32			
C-06/C-08			
E-30			
G-02			
G-32			
G-6F			
T-06/T-08			
S-10			
S-14			
Supplier Subtotal	1	116	0.0
Supplier: ██████████			
A-16	5,884	2,656,365	0.0
A-60	1,003	373,833	0.0
B-32			
C-06/C-08	841	991,246	0.0
E-30			
G-02	212	3,324,992	12,531.3
G-32	45	4,659,539	17,208.2
G-6F			
T-06/T-08			
S-10	0	1,612	0.0
S-5T	14	104,833	0.0
S-14	2	2,197	0.0
Supplier Subtotal	8,001	12,114,617	29,739.5
Supplier: ██████████			
A-16	422	210,934	0.0
A-60	30	9,365	0.0
B-32			
C-06/C-08	68	77,455	0.0
E-30			
G-02	27	601,051	1,730.3
G-32	4	636,104	1,504.8
G-6F			
T-06/T-08			
S-10	0	275	0.0
S-5T			
S-14			
Supplier Subtotal	551	1,535,184	3,235.1




	<u>Pass-Thru Billing</u>		
	# of Customers	kWh	Demand
Supplier: ██████████			
A-16			
A-60	1	2,937	0.0
G02			
B-32			
C-06			
G-32			
G62			
S-10			
S-5T			
S14			
Supplier Subtotal	1	2,937	0.0
Supplier: ██████████			
A16	12	6,585	0.0
A60			
C06	29	103,816	0.0
G02	60	1,058,052	3,077.1
G-32	7	579,600	1,782.4
G62			
S10	0	1,594	0.0
S-5T			
S-14	4	7,120	0.0
Supplier Subtotal	112	1,756,767	4,859.5
Supplier: ██████████			
A-16			
A-60			
B-32			
C-06/C-08			
E-30			
G-02			
G-32	1	7,722,423	15,012.0
G-6F			
T-06/T-08			
S-10			
S-14			
Supplier Subtotal	1	7,722,423	15,012.0
Supplier: ██████████			
A-16			
A-60	3	1,725	0.0
B-32			
C-06/C-08			
E-30			
G-02			
G-32			
G-6F			
T-06/T-08			
S-10			
S-5T			
S-14			
Supplier Subtotal	3	1,725	0.0
Supplier: ██████████			
A-16			
A-60			
B32			
C-06/C-08			
E-30			
G-02			
G-32			
G-6F			
T-06/T-08			
S-10			
S-5T			
S-14			
Supplier Subtotal	0	0	0.0

CONFIDENTIAL INFORMATION

National Grid
State of Rhode Island Quarterly Report
Open Access Customer Data by Supplier

Oct-21

	<u>Complete Billing</u>		
	<u># of Customers</u>	<u>kWh</u>	<u>Demand</u>
Supplier: ██████████			
A-16			
A-60			
B-32			
C-06/C-08			
E-30			
G-02			
G-32			
G-6F			
T-06/T-08			
S-10			
S-5T			
S-14			
Supplier Subtotal	0	0	0.0
Supplier: ██████████			
A-16	433	209,972	0.0
A-60	50	22,879	0.0
C-06/C-08	76	106,135	0.0
E-30			
G-02	14	214,862	728.9
G-32	6	500,840	1,466.6
G-6F			
T-06/T-08			
S-10	0	162	0.0
S-5T	6	35,530	0.0
S-14			
Supplier Subtotal	585	1,090,380	2,195.5
Supplier: ██████████			
A-16			
A-60			
C-06/C-08			
E-30			
G-02			
G-32			
G-6F			
T-06/T-08			
S-10			
S-5T			
S-14			
Supplier Subtotal	0	0	0.0
Supplier: ██████████			
A-16	3,730	1,655,317	0.0
A-60	769	295,172	0.0
C-06/C-08	549	612,151	0.0
E-30			
G-02	137	2,539,427	9,120.5
G-32	14	1,855,143	5,600.4
G-6F			
T-06/T-08			
S-10	0	110	0.0
S-5T	6	166,507	0.0
S-14	1	1,119	0.0
Supplier Subtotal	5,206	7,124,946	14,720.9
Supplier: ██████████			
A-16	1,214	607,239	0.0
A-60	121	49,880	0.0
B-32			
C-06/C-08	166	150,941	0.0
E-30			
G-02	42	646,661	2,732.0
G-32	8	1,423,660	4,629.3
G-6F			
T-06/T-08			
S-10	0	3,728	0.0
S-5T	3	269	0.0
S-14			
Supplier Subtotal	1,554	2,882,378	7,361.3



	<u>Pass-Thru Billing</u>		
	<u># of Customers</u>	<u>kWh</u>	<u>Demand</u>
Supplier: ██████████			
A-16			
A-60			
B32			
C-06/C-08			
E-30			
G-02			
G-32			
G-6F			
T-06/T-08			
S-10			
S-5T			
S-14			
Supplier Subtotal	0	0	0.0
Supplier: ██████████			
A-16	1	534	0.0
A-60			
C-06/C-08			
E-30			
G-02			
G-32			
G-6F			
T-06/T-08			
S-10			
S-5T			
S-14			
Supplier Subtotal	1	534	0.0
Supplier: ██████████			
A-16			
A-60			
C-06/C-08			
E-30			
G-02			
G-32			
G-6F			
T-06/T-08			
S-10			
S-5T			
S-14			
Supplier Subtotal	0	0	0.0
Supplier: ██████████			
A-16	1	179	0.0
A-60	3	3,007	0.0
C-06/C-08			
E-30			
G-02			
G-32			
G-6F			
T-06/T-08			
S-10			
S-5T			
S-14			
Supplier Subtotal	4	3,186	0.0
Supplier: ██████████			
A-16			
A-60			
B32			
C-06/C-08	1	717	0.0
E-30			
G-02			
G-32	2	912,050	2,232.0
G-6F			
T-06/T-08			
S-10			
S-5T			
S-14			
Supplier Subtotal	3	912,767	2,232.0

CONFIDENTIAL INFORMATION

National Grid
State of Rhode Island Quarterly Report
Open Access Customer Data by Supplier

Oct-21

	Complete Billing					
	# of Customers	kWh	Demand			
Supplier: ██████████						
A-16	2,063	850,084	0.0			
A-60	141	53,179	0.0			
C-06/C-08	431	288,912	0.0			
E-30						
G-02	254	4,161,142	15,660.2			
G-32	43	5,702,784	21,146.3			
G-6F						
T-06/T-08						
S-10	0	22,983	0.0			
S-5T	4	92,176	0.0			
S6A						
S-14	9	66,577	0.0			
Supplier Subtotal	2,945	11,237,837	36,806.5			
Supplier: ██████████						
A-16	463	229,414	0.0			
A-60	64	23,437	0.0			
C-06/C-08	87	118,992	0.0			
E-30						
G-02	24	347,893	1,358.3			
G-32	3	1,321,087	2,845.9			
G-6F						
T-06/T-08						
S-10						
S-5T						
S-14						
Supplier Subtotal	641	2,040,823	4,204.2			
Supplier: ██████████						
A-16	253	116,562	0.0			
A-60	19	7,649	0.0			
C-06/C-08	119	126,214	0.0			
E-30						
G-02	58	860,341	3,121.5			
G-32	7	258,580	1,174.4			
G-6F						
T-06/T-08						
S-10	0	3,642	0.0			
S5T						
S-14	2	134,686	0.0			
Supplier Subtotal	458	1,507,674	4,295.9			
Supplier: ██████████						
A-16	104	57,309	0.0			
A-60	2	424	0.0			
C-06/C-08	50	84,904	0.0			
E-30						
G-02	33	380,229	1,682.3			
G-32	7	620,900	1,791.8			
G-6F						
T-06/T-08						
S-10	0	1,770	0.0			
S-14	1	505	0.0			
Supplier Subtotal	197	1,146,041	3,474.1			
Complete Billing Subtotal						
A-16	34,341	16,455,143	0.0	\$2,080,916.58	\$0.1265	
A-60	4,562	1,787,834	0.0	\$236,941.14	\$0.1325	
B-32	█	█	█	█	█	
B-62	0	0	0.0	\$0.00	\$0.0000	
C-06/C-08	7,713	9,990,141	0.0	\$898,531.40	\$0.0899	
E-30	0	0	0.0	\$0.00	\$0.0000	
E-40	0	0	0.0	\$0.00	\$0.0000	
G-02	2,825	47,159,151	167,596.4	\$3,915,597.54	\$0.0830	
G-32	492	79,791,311	233,267.9	\$5,806,538.72	\$0.0728	
G-62	0	0	0.0	\$0.00	\$0.0000	
R-02	0	0	0.0	\$0.00	\$0.0000	
T-06/T-08	0	0	0.0	\$0.00	\$0.0000	
X-01	0	0	0.0	\$0.00	\$0.0000	
M-1	0	0	0.0	\$0.00	\$0.0000	

	Pass-Thru Billing		
	# of Customers	kWh	Demand
Supplier: ██████████			
A-16	2	8,455	0.0
A-60			
C-06/C-08	55	140,412	0.0
E-30			
G-02	140	1,744,416	6,062.5
G-32	18	3,442,637	8,477.8
G-6F			
T-06/T-08			
S-10	0	1,680	0.0
S-5T			
S6A			
S-14	2	545	0.0
Supplier Subtotal	217	5,338,145	14,540.3
Supplier: ██████████			
A-16			
A-60	1	625	0.0
C-06/C-08			
E-30			
G-02			
G-32			
G-6F			
T-06/T-08			
S-10			
S-5T			
S-14			
Supplier Subtotal	1	625	0.0
Supplier: ██████████			
A-16			
A-60			
C-06/C-08			
E-30			
G-02			
G-32			
G-6F			
T-06/T-08			
S-10			
S-5T			
S-14			
Supplier Subtotal	0	0	0.0
Supplier: ██████████			
A-16			
A-60			
C-06/C-08			
E-30			
G-02	5	207,360	865.2
G-32	17	5,733,801	13,134.6
G-6F			
T-06/T-08			
S-10			
S-14			
Supplier Subtotal	22	5,941,161	13,999.8
Pass-Thru Billing Subtotal			
A-16	84	102,451	0.0
A-60	21	17,357	0.0
B-32	1	761,285	9,134.8
B-62	0	0	0.0
C-06/C-08	3,281	2,571,096	0.0
E-30	0	0	0.0
E-40	0	0	0.0
G-02	913	13,341,211	56,437.4
G-32	296	88,524,441	215,549.6
G-62	0	0	0.0
R-02	0	0	0.0
T-06/T-08	0	0	0.0
X-01	1	1,474,396	14,192.0
M-1	0	0	0.0

CONFIDENTIAL INFORMATION

National Grid
State of Rhode Island Quarterly Report
Open Access Customer Data by Supplier

Oct-21

	<u>Complete Billing</u>					<u>Pass-Thru Billing</u>			
	# of Customers	kWh	Demand	Generation Revenue \$	Average Revenue \$/kWh	# of Customers	kWh	Demand	
S-10	█	█	█	█	█	0	37,760	0.0	
S-5T	118	1,236,902	0.0	\$89,987.68	\$1,1552	20	343,997	0.0	
S-6A	█	█	█	█	█	0	0	0.0	
S-14	92	682,277	0.0	\$47,300.26	\$0.0693	21	20,011	0.0	
Complete Billing Grand Total	50,146	157,714,902	402,057.1	\$13,124,901.48	\$0.0832	Pass-Thru Billing Grand Total	4,638	107,194,005	295,313.6

CONFIDENTIAL INFORMATION

National Grid
State of Rhode Island Quarterly Report
Open Access Customer Data by Supplier

Nov-21

	Complete Billing		
	# of Customers	kWh	Demand
Supplier: ██████████			
A-16			
A-60			
B-32			
B62			
C-06/C-08			
G-02			
E-40			
G-32			
G-62			
S-10			
S-14			
Supplier Subtotal	0	0	0.0
Supplier: ██████████			
A16			
A60			
C06			
G02			
G3F/G32			
G6F			
S-5T			
S10			
S14			
Supplier Subtotal	0	0	0.0
Supplier: ██████████			
A-16			
A-60			
B-32			
B-62			
C-06/C-08			
G-02			
G-32			
E-40			
G-62			
R-02			
T-06/T-08			
S-5T			
S-10			
S-14			
X-01			
Supplier Subtotal	0	0	0.0
Supplier: ██████████			
A-16	3,267	1,344,208	0.0
A-60	379	132,646	0.0
B-32			
B62			
C-06/C-08	1,831	2,423,482	0.0
G-02	735	11,102,655	41,783.6
E-40			
G-32	126	24,685,431	65,388.6
G-62			
T-06/T-08			
S-5T	43	679,974	0.0
S-10	0	51,746	0.0
S-14	31	345,477	0.0
S-6A	1	128	0.0
X01			
Supplier Subtotal	6,413	40,765,747	107,172.2


	Pass-Thru Billing		
	# of Customers	kWh	Demand
Supplier: ██████████			
A-16			
A-60			
B-32			
B-62			
C-06/C-08			
G-02			
E-40			
G-32			
G-62			
S-10			
S-14			
Supplier Subtotal	0	0	0.0
Supplier: ██████████			
A16			
A60			
C06			
G02			
G3F/G32			
G6F			
S-5T			
S10			
S14			
Supplier Subtotal	0	0	0.0
Supplier: ██████████			
A-16			
A-60			
B-32			
B-62			
C-06/C-08			
G-02			
G-32			
E-40			
G-62			
R-02			
T-06/T-08			
S-5T			
S-10			
S-14			
X-01			
Supplier Subtotal	0	0	0.0
Supplier: ██████████			
A-16	13	14,762	0.0
A-60			
B-32			
B-62			
C-06/C-08	2,649	1,242,309	0.0
G-02	301	5,814,874	18,564.9
E-40			
G-32	124	34,770,651	81,572.0
G-62			
T-06/T-08			
S-5T	12	14,900	0.0
S-10	0	25,384	0.0
S-14	5	1,446	0.0
S-6A			
X01			
Supplier Subtotal	3,104	41,884,226	100,136.9

CONFIDENTIAL INFORMATION

National Grid
State of Rhode Island Quarterly Report
Open Access Customer Data by Supplier

Nov-21

	Complete Billing		
	# of Customers	kWh	Demand
Supplier: ██████████			
A-16			
A-60			
C-06/C-08			
E-40			
G-02			
G-32/G3F			
G-62			
T-06/T-08			
S-10			
S-14			
Supplier Subtotal	0	0	0.0
Supplier: ██████████			
A-16	1,956	773,113	0.0
A-60	295	100,184	0.0
B32	1	34,801	79.2
C-06/C-08	287	407,287	0.0
E-30			
G-02	70	948,159	4,392.6
G-32	24	2,450,588	7,421.1
G-62			
T-06/T-08			
S-5T			
S-10	0	1,297	0.0
S-14	1	1,034	0.0
Supplier Subtotal	2,634	4,716,463	11,892.9
Supplier: ██████████			
C-06/C-08			
E-40			
G-02			
G-32			
Supplier Subtotal	0	0	0.0
Supplier: ██████████			
A16	156	76,259	0.0
A-60	17	7,889	0.0
C06	36	75,791	0.0
G02	13	137,857	493.6
G-32	4	418,640	1,398.4
S10	0	1,344	0.0
S14			
Supplier Subtotal	226	717,780	1,892.0
Supplier: ██████████			
A-16			
A60			
B-32			
C-06/C-08			
E-40			
G-02			
G-32			
G-62			
R-02			
T-06/T-08			
E-40			
S-10			
S-14			
Supplier Subtotal	0	0	0.0



	Pass-Thru Billing		
	# of Customers	kWh	Demand
Supplier: ██████████			
A-16			
A-60			
C-06/C-08			
E-40			
G-02			
G-32			
G-62			
T-06/T-08			
S-10			
S14			
Supplier Subtotal	0	0	0.0
Supplier: ██████████			
A-16			
A-60			
B32			
C-06/C-08			
E-30			
G-02			
G-32			
G62			
T-06/T-08			
S-5T			
S-10			
S-14			
Supplier Subtotal	0	0	0.0
Supplier: ██████████			
C-06/C-08			
E-40			
G-02			
G-32			
Supplier Subtotal	0	0	0.0
Supplier: ██████████			
A16			
A-60			
C06			
G02			
G-32			
S10			
S14			
Supplier Subtotal	0	0	0.0
Supplier: ██████████			
A-16			
A60			
B-32			
C-06/C-08			
E-40			
G-02			
G-32			
G-62			
R-02			
T-06/T-08			
E-40			
S-10			
S-14			
Supplier Subtotal	0	0	0.0

CONFIDENTIAL INFORMATION

National Grid
State of Rhode Island Quarterly Report
Open Access Customer Data by Supplier

Nov-21

Complete Billing			
	# of Customers	kWh	Demand
Supplier: ██████████			
A-16	241	112,977	0.0
A-60	33	10,729	0.0
C-06/C-08	150	233,746	0.0
E-40			
G-02	58	820,660	2,894.0
G-32	9	1,093,295	3,970.3
G-62			
R02			
T06/T08			
S-10	0	5,601	0.0
S-5T	4	42,433	0.0
S-14	6	9,164	0.0
Supplier Subtotal	501	2,328,605	6,864.3
Supplier: ██████████			
A-16	168	80,836	0.0
A-60	27	8,895	0.0
B-62			
C-06/C-08	114	125,984	0.0
E40			
G-02	47	1,043,440	3,843.7
G-32	7	391,400	1,884.5
G62			
S-5T	3	1,328	0.0
S-10	0	659	0.0
S-14	1	126	0.0
Supplier Subtotal	367	1,652,668	5,728.2
Supplier: ██████████			
A-16	1,895	808,221	0.0
A-60	248	93,297	0.0
B-32	1	403,104	982.8
C-06/C-08	301	372,050	0.0
G-02	97	1,306,464	4,764.2
G-32	23	8,682,602	19,879.0
G-62			
S-10	0	3,116	0.0
S-5T	4	139,956	0.0
S-14	3	1,149	0.0
Supplier Subtotal	2,572	11,809,959	25,626.0
Supplier: ██████████			
A16	4,429	1,879,336	0.0
A60	637	215,779	0.0
C06/C08	734	886,443	0.0
G02	213	3,546,770	12,687.5
G32	27	3,247,358	9,307.1
S-10	0	5,493	0.0
S-5T	7	76,389	0.0
S-14	3	7,766	0.0
Supplier Subtotal	6,050	9,865,334	21,994.6
Supplier: ██████████			
A16			
A60	1	189	0.0
C06/C08	4	6,057	0.0
G02	2	29,720	104.8
G-32/G-3F			
Supplier Subtotal	7	35,966	104.8

Pass-Thru Billing			
	# of Customers	kWh	Demand
Supplier: ██████████			
A-16			
A-60			
C-06/C-08			
E-40			
G-02			
G-32			
G-62			
R02			
T06/T08			
S-10	0	253	0.0
S-5T			
S-14			
Supplier Subtotal	0	253	0.0
Supplier: ██████████			
A-16	14	31,136	0.0
A-60			
B-62			
C-06/C-08	187	368,549	0.0
E40			
G-02	209	4,009,302	23,919.5
G-32	24	10,899,477	23,841.9
G62			
S-5T			
S-10	0	965	0.0
S-14			
Supplier Subtotal	434	15,309,429	47,761.4
Supplier: ██████████			
A-16	3	743	0.0
A-60	1	518	0.0
B-32			
C-06/C-08	9	6,994	0.0
G-02	6	109,431	473.7
G-32	4	395,652	1,153.7
G-62			
S-10			
S-5T			
S-14			
Supplier Subtotal	23	513,338	1,627.4
Supplier: ██████████			
A16	1	-1,205	0.0
A60	1	1,945	0.0
C06/C08			
G02			
G32			
S-10			
S-5T			
S-14			
Supplier Subtotal	2	740	0.0
Supplier: ██████████			
A16			
A60			
C06/C08	5	4,785	0.0
G02			
G-32/G-3F	3	599,042	2,427.8
Supplier Subtotal	8	603,827	2,427.8

CONFIDENTIAL INFORMATION

National Grid
State of Rhode Island Quarterly Report
Open Access Customer Data by Supplier

Nov-21

Complete Billing			
	# of Customers	kWh	Demand
Supplier: ██████████			
A16	943	420,293	0.0
A-60	100	38,341	0.0
B32			
C06/C08	343	303,097	0.0
G02	164	2,221,744	8,389.6
G-32/G-3F	34	5,365,937	15,292.8
G6F			
S-5T	8	24,609	0.0
S-10	0	10,285	0.0
S-14	8	135,727	0.0
Supplier Subtotal	1,600	8,520,033	23,682.4
Supplier: ██████████			
A-16	800	352,749	0.0
A-60	109	32,636	0.0
B32			
C-06/C-08	538	755,459	0.0
E-30			
G-02	266	4,111,401	15,242.5
G-32	44	5,928,829	18,421.1
G6F			
T-06/T-08			
S-5T	9	137,598	0.0
S-10	0	25,886	0.0
S-14	15	24,344	0.0
SA			
X01			
Supplier Subtotal	1,781	11,368,902	33,663.6
Supplier: ██████████			
A-16	3,029	1,354,739	0.0
A-60	288	104,008	0.0
B32			
C-06/C-08	449	513,942	0.0
E-30			
G-02	122	1,671,433	7,123.7
G-32	23	3,069,960	9,191.0
G6F			
T-06/T-08			
S-5T	3	4,394	0.0
S-10	0	1,165	0.0
S-14	6	-13,589	0.0
Supplier Subtotal	3,920	6,706,052	16,314.7
Supplier: ██████████			
A-16	247	97,980	0.0
A-60	28	9,242	0.0
C-06	32	29,156	0.0
G02	6	73,872	284.0
G32/G3F	1	40,800	168.0
S-10	0	191	0.0
S-5T			
S-14			
Supplier Subtotal	314	251,241	452.0
Supplier: ██████████			
A16	55	25,207	0.0
A-60	6	2,283	0.0
C06/C08	36	34,705	0.0
G02	19	296,867	1,002.8
G-32/G-3F	1	11,760	47.2
G6F			
S-10			
S5T	2	1,698	0.0
S-14			
Supplier Subtotal	119	372,520	1,050.0

Pass-Thru Billing			
	# of Customers	kWh	Demand
Supplier: ██████████			
A16	26	25,159	0.0
A-60			
B32			
C06/C08	11	48,287	0.0
G02	17	411,460	1,272.9
G-32/G-3F	6	1,447,301	3,207.1
G6F			
S5T			
S-10			
S-14			
Supplier Subtotal	60	1,932,207	4,480.0
Supplier: ██████████			
A-16	11	5,590	0.0
A-60			
B32	1	640,513	8,828.0
C-06/C-08	160	268,208	0.0
E-30			
G-02	161	3,161,374	12,438.3
G-32	84	14,311,933	43,086.1
G6F			
T-06/T-08			
S-5T	5	6,599	0.0
S-10	0	12,502	0.0
S-14	10	13,086	0.0
SA			
X01	1	1,486,229	14,644.0
Supplier Subtotal	433	19,906,034	78,996.4
Supplier: ██████████			
A-16			
A-60			
B32			
C-06/C-08			
E-30			
G-02			
G-32			
G6F			
T-06/T-08			
S5T			
S-10			
S-14			
Supplier Subtotal	0	0	0.0
Supplier: ██████████			
A-16			
A-60			
C-06			
G02			
G32/G3F			
S-10			
S-5T			
S-14			
Supplier Subtotal	0	0	0.0
Supplier: ██████████			
A16			
A-60			
C06/C08	128	320,155	0.0
G02	9	66,302	192.5
G-32/G-3F			
G6F			
S-10			
S5T			
S-14			
Supplier Subtotal	137	386,457	192.5

CONFIDENTIAL INFORMATION

National Grid
State of Rhode Island Quarterly Report
Open Access Customer Data by Supplier

Nov-21

Complete Billing			
	# of Customers	kWh	Demand
Supplier: ██████████			
A-16	1,977	876,261	0.0
A-60	207	70,698	0.0
C-06	409	586,535	0.0
G02	128	1,963,888	6,996.4
G32/G3F	13	3,326,408	8,028.3
G-62			
S-10	0	3,625	0.0
S-5T	3	5,489	0.0
S14	4	28,054	0.0
Supplier Subtotal	2,741	6,860,958	15,024.7
Supplier: ██████████			
A16	35	21,263	0.0
A-60	4	886	0.0
C-06	35	44,358	0.0
G-02	17	131,085	549.9
G32/G3F	5	293,600	890.6
G-62			
S-10	0	1,993	0.0
S-5T			
S-14			
Supplier Subtotal	96	493,185	1,440.5
Supplier: ██████████			
A-16	1	107	0.0
A-60			
B32			
C-06/C-08			
E-30			
G-02			
G-32			
G6F			
T-06/T-08			
S-10			
S-14			
Supplier Subtotal	1	107	0.0
Supplier: ██████████			
A-16	5,803	2,236,468	0.0
A-60	967	314,938	0.0
B32			
C-06/C-08	824	900,213	0.0
E-30			
G-02	204	3,040,409	11,725.8
G-32	45	4,454,986	15,838.6
G6F			
T-06/T-08			
S-10	0	1,641	0.0
S-5T	16	126,443	0.0
S-14	2	2,587	0.0
Supplier Subtotal	7,861	11,077,685	27,564.4
Supplier: ██████████			
A-16	417	174,161	0.0
A-60	28	9,439	0.0
B32			
C-06/C-08	65	72,030	0.0
E-30			
G-02	25	447,568	1,492.7
G-32	4	1,229,050	2,782.0
G6F			
T-06/T-08			
S-10	0	324	0.0
S-5T			
S-14			
Supplier Subtotal	539	1,932,572	4,274.7

Pass-Thru Billing			
	# of Customers	kWh	Demand
Supplier: ██████████			
A-16			
A-60			
C-06			
G02			
G32/G3F			
G-62			
S-10			
S-5T			
S14			
Supplier Subtotal	0	0	0.0
Supplier: ██████████			
A16	12	5,685	0.0
A-60			
C-06	33	97,957	0.0
G-02	66	1,190,202	3,497.7
G32/G3F	5	396,120	1,354.9
G-62			
S-10	0	1,876	0.0
S-5T			
S-14	4	8,385	0.0
Supplier Subtotal	120	1,700,225	4,852.6
Supplier: ██████████			
A-16			
A-60			
B32			
C-06/C-08			
E-30			
G-02			
G-32	1	7,183,077	14,292.0
G6F			
T-06/T-08			
S-10			
S-14			
Supplier Subtotal	1	7,183,077	14,292.0
Supplier: ██████████			
A-16			
A-60	3	1,400	0.0
B32			
C-06/C-08			
E-30			
G-02			
G-32			
G6F			
T-06/T-08			
S-10			
S-5T			
S-14			
Supplier Subtotal	3	1,400	0.0
Supplier: ██████████			
A-16			
A-60			
B32			
C-06/C-08			
E-30			
G-02			
G-32			
G6F			
T-06/T-08			
S-10			
S-5T			
S-14			
Supplier Subtotal	0	0	0.0

CONFIDENTIAL INFORMATION

National Grid
State of Rhode Island Quarterly Report
Open Access Customer Data by Supplier

Nov-21

Complete Billing			
	# of Customers	kWh	Demand
Supplier: ██████████			
A-16	1	1,041	0.0
A-60			
B32			
C-06/C-08			
E-30			
G-02			
G-32			
G6F			
T-06/T-08			
S-10			
S-5T			
S-14			
Supplier Subtotal	1	1,041	0.0
Supplier: ██████████			
A-16	393	168,723	0.0
A-60	45	16,200	0.0
C-06/C-08	69	101,279	0.0
E-30			
G-02	14	196,779	728.3
G-32	6	1,779,760	4,159.0
G6F			
T-06/T-08			
S-10	0	191	0.0
S-5T	2	166	0.0
S-14			
Supplier Subtotal	529	2,263,098	4,887.3
Supplier: ██████████			
A-16			
A-60			
C-06/C-08			
E-30			
G-02			
G-32			
G6F			
T-06/T-08			
S-5T			
S-6A			
S-10			
S-14			
Supplier Subtotal	0	0	0.0
Supplier: ██████████			
A-16	3,566	1,317,353	0.0
A-60	755	235,340	0.0
B32			
C-06/C-08	541	583,079	0.0
E-30			
G-02	131	2,008,983	7,340.3
G-32	12	1,682,924	4,960.2
G6F			
T-06/T-08			
S-10	0	129	0.0
S-5T	7	97,855	0.0
S-14	1	1,318	0.0
Supplier Subtotal	5,013	5,926,981	12,300.5
Supplier: ██████████			
A-16	1,165	515,505	0.0
A-60	123	49,665	0.0
C-06/C-08	160	132,772	0.0
E-30			
G-02	46	551,512	2,618.3
G-32	8	1,036,060	3,495.2
G6F			
T-06/T-08			
S-10	0	4,388	0.0
S-5T	4	103,294	0.0
S-14			
Supplier Subtotal	1,506	2,393,196	6,113.5

Pass-Thru Billing			
	# of Customers	kWh	Demand
Supplier: ██████████			
A-16			
A-60			
B32			
C-06/C-08			
E-30			
G-02	1	27,900	132.3
G-32			
G6F			
T-06/T-08			
S-10			
S-5T			
S-14			
Supplier Subtotal	1	27,900	132.3
Supplier: ██████████			
A-16			
A-60			
C-06/C-08			
E-30			
G-02			
G-32			
G6F			
T-06/T-08			
S-10			
S-5T			
S-14			
Supplier Subtotal	0	0	0.0
Supplier: ██████████			
A-16			
A-60			
C-06/C-08			
E-30			
G-02			
G-32			
G6F			
T-06/T-08			
S-5T			
S-6A			
S-10			
S-14			
Supplier Subtotal	0	0	0.0
Supplier: ██████████			
A-16			
A-60	7	3,157	0.0
B32			
C-06/C-08			
E-30			
G-02			
G-32			
G6F			
T-06/T-08			
S-10			
S-5T			
S-14			
Supplier Subtotal	7	3,157	0.0
Supplier: ██████████			
A-16			
A-60	1	377	0.0
C-06/C-08	1	1,954	0.0
E-30			
G-02			
G-32	3	937,457	2,099.0
G6F			
T-06/T-08			
S-10			
S-5T			
S-14			
Supplier Subtotal	5	939,788	2,099.0

CONFIDENTIAL INFORMATION

National Grid
State of Rhode Island Quarterly Report
Open Access Customer Data by Supplier

Nov-21

	Complete Billing		
	# of Customers	kWh	Demand
Supplier: ██████████			
A-16	2,026	680,403	0.0
A-60	140	43,705	0.0
C-06/C-08	424	553,150	0.0
E-30			
G-02	241	3,463,284	13,236.4
G-32	42	5,664,605	16,484.9
G6F			
T-06/T-08			
S-10	0	27,993	0.0
S-5T	4	111,139	0.0
S6A			
S-14	9	78,377	0.0
Supplier Subtotal	2,886	10,622,656	29,721.3
Supplier: ██████████			
A-16	267	103,598	0.0
A-60	51	17,658	0.0
C-06/C-08	48	34,577	0.0
E-30			
G-02	16	181,660	786.5
G-32	2	1,130,601	2,135.4
G6F			
T-06/T-08			
S-10			
S-5T			
S-14			
Supplier Subtotal	384	1,468,094	2,921.9
Supplier: ██████████			
A-16	241	98,832	0.0
A-60	18	6,260	0.0
C-06/C-08	123	119,302	0.0
E-30			
G-02	56	939,237	3,759.8
G-32	8	309,040	1,582.0
G6F			
T-06/T-08			
S-10	0	4,288	0.0
S5T	1	198	0.0
S-14	2	158,559	0.0
Supplier Subtotal	449	1,635,716	5,341.8
Supplier: ██████████			
A-16	91	44,473	0.0
A-60	3	1,042	0.0
C-06/C-08	45	59,832	0.0
E-30			
G-02	35	343,683	1,662.6
G-32	5	440,100	1,513.4
G6F			
T-06/T-08			
S-10	0	1,687	0.0
S-14	1	594	0.0
Supplier Subtotal	180	891,411	3,176.0

Complete Billing Subtotal				
A-16	33,169	13,564,106	0.0	\$1,753,885.83
A-60	4,509	1,521,949	0.0	\$207,885.36
B-32	█	█	█	█
B-62	0	0	0.0	\$0.00
C-06/C-08	7,598	9,354,326	0.0	\$822,116.54
E-30	0	0	0.0	\$0.00
E-40	0	0	0.0	\$0.00
G-02	2,725	40,579,130	153,903.6	\$3,386,806.47
G-32	473	76,733,734	214,238.7	\$5,612,861.86
G-62	0	0	0.0	\$0.00
R-02	0	0	0.0	\$0.00
T-06/T-08	0	0	0.0	\$0.00
X-01	0	0	0.0	\$0.00
M-1	0	0	0.0	\$0.00
S-5T	118	1,551,265	0.0	\$112,554.48
S-10	█	█	█	█

	Pass-Thru Billing		
	# of Customers	kWh	Demand
Supplier: ██████████			
A-16	1	556	0.0
A-60			
C-06/C-08	55	127,122	0.0
E-30			
G-02	144	1,927,715	7,098.4
G-32	18	3,393,825	8,309.5
G6F			
T-06/T-08			
S-10	0	1,978	0.0
S-5T			
S6A			
S-14	2	642	0.0
Supplier Subtotal	220	5,451,838	15,407.9
Supplier: ██████████			
A-16			
A-60			
C-06/C-08			
E-30			
G-02			
G-32			
G6F			
T-06/T-08			
S-10			
S-5T			
S-14			
Supplier Subtotal	0	0	0.0
Supplier: ██████████			
A-16			
A-60			
C-06/C-08			
E-30			
G-02			
G-32			
G6F			
T-06/T-08			
S-10			
S-5T			
S-14			
Supplier Subtotal	0	0	0.0
Supplier: ██████████			
A-16			
A-60			
C-06/C-08			
E-30			
G-02	5	248,280	844.4
G-32	17	5,144,175	12,286.3
G6F			
T-06/T-08			
S-10			
S-14			
Supplier Subtotal	22	5,392,455	13,130.7

Pass-Thru Billing Subtotal				
A-16	81	82,426	0.0	
A-60	13	7,397	0.0	
B-32	1	640,513	8,828.0	
B-62	0	0	0.0	
C-06/C-08	3,238	2,486,320	0.0	
E-30	0	0	0.0	
E-40	0	0	0.0	
G-02	919	16,966,840	68,434.6	
G-32	289	79,478,710	193,630.3	
G-62	0	0	0.0	
R-02	0	0	0.0	
T-06/T-08	0	0	0.0	
X-01	1	1,486,229	14,644.0	
M-1	0	0	0.0	
S-5T	17	21,399	0.0	
S-10	0	42,958	0.0	

CONFIDENTIAL INFORMATION

National Grid
State of Rhode Island Quarterly Report
Open Access Customer Data by Supplier

Nov-21

	Complete Billing					Pass-Thru Billing			
	# of Customers	kWh	Demand	Generation Revenue \$	Average Revenue \$/kWh	# of Customers	kWh	Demand	
S-6A	93	780,687	0.0	\$54,142.86	\$0.0694	0	0	0.0	
S-14						21	23,559	0.0	
Complete Billing Grand Total	48,688	144,676,272	369,204.3	\$11,998,143.33	\$0.0829	4,580	101,236,351	285,536.9	

CONFIDENTIAL INFORMATION

National Grid
State of Rhode Island Quarterly Report
Open Access Customer Data by Supplier

Dec-21


	Complete Billing				Pass-Thru Billing		
	# of Customers	kWh	Demand		# of Customers	kWh	Demand
Supplier: [REDACTED]							
A-16				A-16			
A-60				A-60			
B-32				B-32			
B-62				B-62			
C-06/C-08				C-06/C-08			
G-02				G-02			
E-40				E-40			
G-32				G-32			
G-62				G-62			
S-10				S-10			
S-14				S-14			
Supplier Subtotal	0	0	0.0	Supplier Subtotal	0	0	0.0
Supplier: [REDACTED]				Supplier: [REDACTED]			
A-16				A-16			
A60				A60			
C-06/C-08				C-06/C-08			
G02				G02			
G3F/G32				G3F/G32			
G-62				G-62			
S-10				S-10			
S-14				S-14			
Supplier Subtotal	0	0	0.0	Supplier Subtotal	0	0	0.0
Supplier: [REDACTED]				Supplier: [REDACTED]			
A-16				A-16			
A60				A60			
B-32				B-32			
B-62				B-62			
C-06/C-08				C-06/C-08			
G-02				G-02			
G-32				G-32			
E-40				E-40			
G-62				G-62			
R-02				R-02			
T-06/T-08				T-06/T-08			
S-10				S-10			
S-5T				S-5T			
S-14				S-14			
X-01				X-01			
Supplier Subtotal	0	0	0.0	Supplier Subtotal	0	0	0.0
Supplier: [REDACTED]				Supplier: [REDACTED]			
A-16	3,194	1,697,042	0.0	A-16	12	29,349	0.0
A-60	351	148,527	0.0	A-60			
B-32				B-32	1	1,481,770	9,016.0
B-62				B-62			
C-06/C-08	1,809	2,747,224	0.0	C-06/C-08	2,652	1,379,910	0.0
G-02	718	11,185,678	38,436.0	G-02	309	5,981,907	18,321.9
E-40				E-40			
G-32	128	26,595,177	65,821.2	G-32	127	35,685,734	79,894.2
G-62				G-62			
T-06/T-08				T-06/T-08			
S-10	0	47,741	0.0	S-10	0	25,894	0.0
S-5T	42	899,611	0.0	S-5T	14	110,689	0.0
S-14	32	370,375	0.0	S-14	5	1,476	0.0
S-6A	1	131	0.0	S-6A			
X01				X01			
Supplier Subtotal	6,275	43,491,506	104,257.2	Supplier Subtotal	3,120	44,696,729	107,232.1

CONFIDENTIAL INFORMATION

National Grid
State of Rhode Island Quarterly Report
Open Access Customer Data by Supplier

Dec-21

Complete Billing			
	# of Customers	kWh	Demand
Supplier: [REDACTED]			
A-16			
A-60			
C-06/C-08			
E-40			
G-02			
G-32			
G-62			
T-06/T-08			
S-10			
S-14			
Supplier Subtotal	0	0	0.0
Supplier: [REDACTED]			
A-16	1,918	852,404	0.0
A-60	289	120,822	0.0
B32	1	27,134	79.2
C-06/C-08	285	466,552	0.0
E-30			
G-02	68	821,047	3,418.4
G-32	28	3,940,833	10,546.6
G62			
T-06/T-08			
S-10	0	1,324	0.0
S-5T	1	324	0.0
S-14	1	1,055	0.0
Supplier Subtotal	2,591	6,331,495	14,044.2
Supplier: [REDACTED]			
C-06/C-08			
E-40			
G-02			
G-32			
Supplier Subtotal	0	0	0.0
Supplier: [REDACTED]			
A16	155	93,683	0.0
A-60	16	7,947	0.0
C06	34	90,583	0.0
G02	13	173,172	594.5
G32	3	304,880	1,166.2
S10	0	1,370	0.0
S14			
Supplier Subtotal	221	671,635	1,760.7
Supplier: [REDACTED]			
A-16			
A60			
B32			
C-06/C-08			
E30			
G-02			
G-32			
G-62			
R-02			
T-06/T-08			
E40			
S-10			
S-14			
Supplier Subtotal	0	0	0.0



Pass-Thru Billing			
	# of Customers	kWh	Demand
Supplier: [REDACTED]			
A-16			
A-60			
C-06/C-08			
E-40			
G-02			
G-32			
G-62			
T-06/T-08			
S-10			
S-14			
Supplier Subtotal	0	0	0.0
Supplier: [REDACTED]			
A-16			
A-60			
B32			
C-06/C-08			
E-30			
G-02			
G-32			
G62			
T-06/T-08			
S-10			
S-5T			
S-14			
Supplier Subtotal	0	0	0.0
Supplier: [REDACTED]			
C-06/C-08			
E-40			
G-02			
G-32			
Supplier Subtotal	0	0	0.0
Supplier: [REDACTED]			
A16			
A-60			
C06			
G02			
G-32			
S10			
S14			
Supplier Subtotal	0	0	0.0
Supplier: [REDACTED]			
A-16			
A-60			
B32			
C-06/C-08			
E30			
G-02			
G-32			
G-62			
R-02			
T-06/T-08			
E40			
S-10			
S-14			
Supplier Subtotal	0	0	0.0

CONFIDENTIAL INFORMATION

National Grid
State of Rhode Island Quarterly Report
Open Access Customer Data by Supplier

Dec-21

Complete Billing			
	# of Customers	kWh	Demand
Supplier: ██████████			
A-16	240	166,393	0.0
A-60	33	13,563	0.0
C-06/C-08	163	279,026	0.0
E-40			
G-02	60	769,616	2,794.2
G-32	12	1,998,522	6,487.8
R-02			
T06/T08			
S-10	0	6,105	0.0
S-5T	5	43,688	0.0
S-14	7	9,933	0.0
Supplier Subtotal	520	3,286,846	9,282.0
Supplier: ██████████			
E40			
A16	164	99,801	0.0
A-60	26	11,746	0.0
B-62			
C-06/C-08	110	116,032	0.0
G-02	44	818,062	2,623.5
G32	6	322,200	1,538.9
G62			
S10	0	672	0.0
S-5T	3	1,355	0.0
S14	2	331	0.0
Supplier Subtotal	355	1,370,219	4,162.4
Supplier: ██████████			
A-16	1,728	919,801	0.0
A60	230	104,279	0.0
B32	1	383,539	982.8
C06	266	337,494	0.0
G02	88	1,319,162	4,628.0
G32	18	9,171,008	17,755.3
G62			
S-10	0	3,179	0.0
S-5T	5	142,834	0.0
S-14	3	1,172	0.0
Supplier Subtotal	2,339	12,382,468	23,366.1
Supplier: ██████████			
A-16	4,251	2,295,125	0.0
A60	595	250,802	0.0
C06	715	907,155	0.0
G02	204	3,807,220	12,199.6
G32	27	2,830,888	8,232.1
S10	0	5,029	0.0
S-5T	8	78,160	0.0
S-14	3	7,920	0.0
Supplier Subtotal	5,803	10,182,299	20,431.7
Supplier: ██████████			
A16			
A60	1	470	0.0
C06	4	7,171	0.0
G02	2	36,800	105.6
G32	1	139,500	258.8
Supplier Subtotal	8	183,941	364.4

Pass-Thru Billing			
	# of Customers	kWh	Demand
Supplier: ██████████			
A-16			
A-60			
C-06/C-08			
E-40			
G-02			
G-32	1	2,633,616	4,505.6
R02			
T06/T08			
S-10	0	258	0.0
S-5T			
S-14			
Supplier Subtotal	1	2,633,874	4,505.6
Supplier: ██████████			
E-40			
A16	11	33,121	0.0
A-60			
B-62			
C-06/C-08	186	494,500	0.0
G02	205	3,545,475	11,326.8
G32	23	8,105,868	18,274.7
G62			
S10	0	986	0.0
S-5T			
S14			
Supplier Subtotal	425	12,179,950	29,601.5
Supplier: ██████████			
A-16	2	650	0.0
A-60			
B32			
C06	5	5,489	0.0
G02	2	8,779	38.6
G32	1	293,779	549.0
G62			
S10			
S-5T			
S14			
Supplier Subtotal	10	308,697	587.6
Supplier: ██████████			
A-16			
A60	6	4,512	0.0
C06			
G02			
G32			
S10			
S-5T			
S-14			
Supplier Subtotal	6	4,512	0.0
Supplier: ██████████			
A16			
A60			
C06	5	7,799	0.0
G02			
G32	4	1,169,471	3,618.8
Supplier Subtotal	9	1,177,270	3,618.8

CONFIDENTIAL INFORMATION

National Grid
State of Rhode Island Quarterly Report
Open Access Customer Data by Supplier

Dec-21

Complete Billing			
	# of Customers	kWh	Demand
Supplier: ██████████			
A16	930	592,351	0.0
A-60	97	41,989	0.0
B32			
C06/C08	351	525,742	0.0
G02	169	2,415,107	8,521.3
G-32/G-3F	37	4,825,774	14,389.0
G62-G6F			
S10	0	11,827	0.0
S-5T	8	22,896	0.0
X01			
S14	7	138,225	0.0
Supplier Subtotal	1,599	8,483,911	22,910.3
Supplier: ██████████			
A-16	771	447,309	0.0
A-60	108	38,065	0.0
B-32			
C-06/C-08	535	865,172	0.0
E-30			
G-02	253	4,077,769	15,506.5
G-32	37	6,543,470	18,359.7
G62			
T-06/T-08			
S-5T	11	142,139	0.0
S-10	0	25,817	0.0
S-14	14	24,244	0.0
S-6A			
X01			
Supplier Subtotal	1,729	12,163,985	33,866.2
Supplier: ██████████			
A16	2,941	1,672,149	0.0
A-60	267	122,210	0.0
B32			
C06/C08	447	619,128	0.0
E30			
G02	120	1,899,110	7,174.5
G-32/G-3F	19	2,828,151	8,181.2
G62-G6F			
S10	0	1,190	0.0
S-5T	4	4,523	0.0
S14	5	8,120	0.0
Supplier Subtotal	3,803	7,155,581	15,355.7
Supplier: ██████████			
A-16	241	139,605	0.0
A-60	29	10,812	0.0
C-06	31	30,722	0.0
G-02	5	50,431	191.6
G3F-G32	1	99,200	180.0
S-10	0	195	0.0
S-5T			
S-14			
Supplier Subtotal	307	330,965	371.6
Supplier: ██████████			
A16	53	34,006	0.0
A-60	5	1,059	0.0
C06/C08	39	47,980	0.0
G02	20	310,019	865.5
G-32/G-3F	2	146,200	445.5
G62-G6F			
S10			
S5T	2	1,732	0.0
S14			
Supplier Subtotal	121	540,996	1,311.0

Pass-Thru Billing			
	# of Customers	kWh	Demand
Supplier: ██████████			
A16	26	27,170	0.0
A-60			
B32			
C06/C08	11	59,084	0.0
G02	18	447,809	1,507.6
G-32/G-3F	7	1,547,778	3,787.7
G62-G6F			
S10			
S-5T			
X01			
S14			
Supplier Subtotal	62	2,081,841	5,295.3
Supplier: ██████████			
A-16	11	9,286	0.0
A-60			
B-32			
C-06/C-08	166	344,958	0.0
E-30			
G-02	164	3,540,332	11,655.3
G-32	84	15,071,286	46,964.7
G62			
T-06/T-08			
S-5T	5	6,777	0.0
S-10	0	13,080	0.0
S-14	10	13,346	0.0
S-6A			
X01	1	1,601,387	14,708.0
Supplier Subtotal	441	20,600,452	73,328.0
Supplier: ██████████			
A16			
A-60	2	1,704	0.0
B32			
C06/C08			
E30			
G02			
G-32/G-3F			
G62-G6F			
S10			
S-5T			
S14			
Supplier Subtotal	2	1,704	0.0
Supplier: ██████████			
A-16			
A-60			
C-06			
G-02			
G3F-G32			
S-10			
S-5T			
S-14			
Supplier Subtotal	0	0	0.0
Supplier: ██████████			
A16			
A-60			
C06/C08	120	350,339	0.0
G02	9	56,934	132.1
G-32/G-3F			
G62-G6F			
S10			
S5T			
S14			
Supplier Subtotal	129	407,273	132.1

CONFIDENTIAL INFORMATION

National Grid
State of Rhode Island Quarterly Report
Open Access Customer Data by Supplier

Dec-21

Complete Billing			
	# of Customers	kWh	Demand
Supplier: ██████████			
A-16	1,971	1,139,738	0.0
A-60	198	85,638	0.0
C-06	399	653,696	0.0
G02	123	1,821,910	6,324.6
G-32/G-3F	12	8,803,844	19,155.5
G62-G6F			
S-10	0	3,504	0.0
S-ST	3	5,597	0.0
S14	4	28,613	0.0
Supplier Subtotal	2,710	12,542,540	25,480.1
Supplier: ██████████			
A16	38	27,079	0.0
A60	3	831	0.0
C06	33	49,392	0.0
G02	16	152,865	722.7
G32	5	322,940	870.4
G62			
S-14			
S-5T			
S10	0	1,303	0.0
Supplier Subtotal	95	554,410	1,593.1
Supplier: ██████████			
A-16	1	138	0.0
A-60			
B32			
C-06/C-08			
E-30			
G-02			
G-32			
G6F			
T-06/T-08			
S-10			
S-14			
Supplier Subtotal	1	138	0.0
Supplier: ██████████			
A-16	5,309	2,629,216	0.0
A-60	869	349,188	0.0
B32			
C-06/C-08	747	975,544	0.0
E-30			
G-02	183	3,091,845	10,735.4
G-32	39	4,766,010	16,672.3
G6F			
T-06/T-08			
S-10	0	1,675	0.0
S-5T	9	34,197	0.0
S-14	2	2,638	0.0
Supplier Subtotal	7,158	11,850,313	27,407.7
Supplier: ██████████			
A-16	413	215,932	0.0
A-60	27	11,203	0.0
B32			
C-06/C-08	69	74,983	0.0
E-30			
G-02	24	468,029	1,394.8
G-32	3	620,500	1,322.9
G6F			
T-06/T-08			
S-10	0	331	0.0
S-5T			
S-14			
Supplier Subtotal	536	1,390,978	2,717.7


Pass-Thru Billing			
	# of Customers	kWh	Demand
Supplier: ██████████			
A-16			
A-60	1	1,360	0.0
C-06			
G02			
G32/G3F			
G62-G6F			
S-10			
S-5T			
S14			
Supplier Subtotal	1	1,360	0.0
Supplier: ██████████			
A16	4	4,570	0.0
A60			
C06	29	97,875	0.0
G02	64	1,053,222	2,950.5
G32	7	738,500	2,276.3
G62			
S-14			
S-5T			
S10	0	1,916	0.0
Supplier Subtotal	104	1,896,083	5,226.8
Supplier: ██████████			
A-16			
A-60			
B32			
C-06/C-08			
E-30			
G-02			
G-32	1	7,759,028	12,675.0
G6F			
T-06/T-08			
S-10			
S-14			
Supplier Subtotal	1	7,759,028	12,675.0
Supplier: ██████████			
A-16	6	830	0.0
A-60	4	879	0.0
B32			
C-06/C-08			
E-30			
G-02			
G-32			
G6F			
T-06/T-08			
S-10			
S-5T			
S-14			
Supplier Subtotal	10	1,709	0.0
Supplier: ██████████			
A-16			
A-60			
B32			
C-06/C-08			
E-30			
G-02			
G-32			
G6F			
T-06/T-08			
S-10			
S-5T			
S-14			
Supplier Subtotal	0	0	0.0

CONFIDENTIAL INFORMATION

National Grid
State of Rhode Island Quarterly Report
Open Access Customer Data by Supplier

Dec-21

	Complete Billing		
	# of Customers	kWh	Demand
Supplier: ██████████			
A-16	1	882	0.0
A-60			
B32			
C-06/C-08			
E-30			
G-02			
G-32			
G6F			
T-06/T-08			
S-10			
S-5T			
S-14			
Supplier Subtotal	1	882	0.0
Supplier: ██████████			
A-16	364	195,485	0.0
A-60	41	19,043	0.0
C-06/C-08	66	131,262	0.0
E-30			
G-02	15	160,505	544.0
G-32	6	524,320	1,468.9
G6F			
T-06/T-08			
S-10	0	195	0.0
S-5T	2	170	0.0
S-14			
Supplier Subtotal	494	1,030,980	2,012.9
Supplier: ██████████			
A-16			
A-60			
C-06/C-08			
E-30			
G-02			
G-32			
G6F			
T-06/T-08			
S-10			
S-5T			
S-14			
Supplier Subtotal	0	0	0.0
Supplier: ██████████			
A-16	3,297	1,538,650	0.0
A-60	698	267,104	0.0
C-06/C-08	499	638,220	0.0
E-30			
G-02	123	2,245,754	7,936.8
G-32	14	1,360,863	3,798.9
G6F			
T-06/T-08			
S-10	0	132	0.0
S-5T	5	100,167	0.0
S-14	1	1,343	0.0
Supplier Subtotal	4,637	6,152,233	11,735.7
Supplier: ██████████			
A-16	1,118	619,543	0.0
A-60	120	63,477	0.0
C-06/C-08	170	163,983	0.0
E-30			
G-02	43	604,087	2,379.7
G-32	8	1,857,100	6,057.0
G6F			
T-06/T-08			
S-10	0	4,479	0.0
S-5T	4	106,804	0.0
S-14			
Supplier Subtotal	1,463	3,419,473	8,436.7



	Pass-Thru Billing		
	# of Customers	kWh	Demand
Supplier: ██████████			
A-16			
A-60			
B32			
C-06/C-08			
E-30			
G-02	1	30,400	131.4
G-32			
G6F			
T-06/T-08			
S-10			
S-5T			
S-14			
Supplier Subtotal	1	30,400	131.4
Supplier: ██████████			
A-16			
A-60	1	1,107	0.0
C-06/C-08			
E-30			
G-02			
G-32			
G6F			
T-06/T-08			
S-10			
S-5T			
S-14			
Supplier Subtotal	1	1,107	0.0
Supplier: ██████████			
A-16			
A-60			
C-06/C-08			
E-30			
G-02			
G-32			
G6F			
T-06/T-08			
S-10			
S-5T			
S-14			
Supplier Subtotal	0	0	0.0
Supplier: ██████████			
A-16			
A-60	2	516	0.0
C-06/C-08			
E-30			
G-02			
G-32			
G6F			
T-06/T-08			
S-10			
S-5T			
S-14			
Supplier Subtotal	2	516	0.0
Supplier: ██████████			
A-16			
A-60			
C-06/C-08			
E-30			
G-02			
G-32			
G6F			
T-06/T-08			
S-10			
S-5T			
S-14			
Supplier Subtotal	0	0	0.0

CONFIDENTIAL INFORMATION

National Grid
State of Rhode Island Quarterly Report
Open Access Customer Data by Supplier

Dec-21

Complete Billing					
	# of Customers	kWh	Demand		
Supplier: [REDACTED]					
A-16	1,967	848,678	0.0		
A-60	120	39,631	0.0		
C-06/C-08	393	597,584	0.0		
E-30					
G-02	228	3,644,787	12,716.2		
G-32	35	4,271,790	11,890.2		
G6F					
T-06/T-08					
SEA					
S-10	0	26,905	0.0		
S-5T	5	115,255	0.0		
S-14	7	61,706	0.0		
Supplier Subtotal	2,755	9,606,336	24,606.4		
Supplier: [REDACTED]					
A-16	262	128,685	0.0		
A-60	51	19,725	0.0		
C-06/C-08	52	61,807	0.0		
E-30					
G-02	14	259,517	879.6		
G-32	1	78,480	239.4		
G6F					
T-06/T-08					
S-10					
S-5T					
S-14					
Supplier Subtotal	380	548,214	1,119.0		
Supplier: [REDACTED]					
A-16	241	121,824	0.0		
A-60	19	8,193	0.0		
C-06/C-08	117	133,037	0.0		
E-30					
G-02	58	847,522	3,227.7		
G-32	5	968,179	2,898.6		
G6F					
T-06/T-08					
S5T	1	202	0.0		
S-10	0	4,699	0.0		
S-14	2	161,709	0.0		
Supplier Subtotal	443	2,245,365	6,126.3		
Supplier: [REDACTED]					
A-16	128	92,228	0.0		
A-60	4	406	0.0		
C-06/C-08	57	78,089	0.0		
E-30					
G-02	35	521,720	1,958.1		
G-32	5	367,640	1,196.4		
G6F					
T-06/T-08					
S-10	0	3,842	0.0		
S-14	2	801	0.0		
Supplier Subtotal	231	1,064,726	3,154.5		
Complete Billing Subtotal					
A-16	31,696	16,577,747	0.0	\$2,220,520.35	\$0.1339
A-60	4,197	1,736,730	0.0	\$253,834.60	\$0.1462
B-32					
B-62	0	0	0.0	\$0.00	\$0.0000
C-06/C-08	7,391	10,597,578	0.0	\$944,615.26	\$0.0891
E-30	0	0	0.0	\$0.00	\$0.0000
E-40	0	0	0.0	\$0.00	\$0.0000
G-02	2,626	41,501,754	145,878.8	\$3,454,016.59	\$0.0832
G-32	452	83,687,469	218,932.8	\$6,102,665.02	\$0.0729
G-62	0	0	0.0	\$0.00	\$0.0000
R-02	0	0	0.0	\$0.00	\$0.0000
T-06/T-08	0	0	0.0	\$0.00	\$0.0000
X-01	0	0	0.0	\$0.00	\$0.0000
M-1	0	0	0.0	\$0.00	\$0.0000
S5T	118	1,499,654	0.0	\$108,888.86	\$1.1485
S-10					
S-6A					
S-14	52	819,185	0.0	\$56,832.80	\$1.0956
Complete Billing Grand T	46,575	156,982,435	365,873.6	\$13,187,016.58	\$0.0840

Pass-Thru Billing				
	# of Customers	kWh	Demand	
Supplier: [REDACTED]				
A-16	1	805	0.0	
A-60				
C-06/C-08	54	135,084	0.0	
E-30				
G-02	135	1,590,139	5,495.5	
G-32	15	2,887,888	6,070.6	
G6F				
T-06/T-08				
SEA				
S-10	0	2,017	0.0	
S-5T				
S-14	2	655	0.0	
Supplier Subtotal	207	4,616,588	11,566.1	
Supplier: [REDACTED]				
A-16				
A-60				
C-06/C-08				
E-30				
G-02				
G-32				
G6F				
T-06/T-08				
S-10				
S-5T				
S-14				
Supplier Subtotal	0	0	0.0	
Supplier: [REDACTED]				
A-16				
A-60				
C-06/C-08				
E-30				
G-02				
G-32				
G6F				
T-06/T-08				
S5T				
S-10				
S-14				
Supplier Subtotal	0	0	0.0	
Supplier: [REDACTED]				
A-16				
A-60				
C-06/C-08				
E-30				
G-02	5	412,000	1,084.8	
G-32	19	6,497,687	14,901.3	
G6F				
T-06/T-08				
S-10				
S-14				
Supplier Subtotal	24	6,909,687	15,996.1	
Pass-Thru Billing Subtotal				
A-16	73	105,781	0.0	
A-60	16	10,078	0.0	
B-32	0	0	0.0	
B-62	0	0	0.0	
C-06/C-08	3,228	2,875,038	0.0	
E-30	0	0	0.0	
E-40	0	0	0.0	
G-02	912	16,666,997	52,654.5	
G-32	289	82,390,635	193,517.9	
G-62	0	0	0.0	
R-02	0	0	0.0	
T-06/T-08	0	0	0.0	
X-01	1	1,601,387	14,708.0	
M-1	0	0	0.0	
S5T	19	117,466	0.0	
S-10	0	44,151	0.0	
S-6A	0	0	0.0	
S-14	17	15,477	0.0	
Pass-Thru Billing Grand Total	4,555	103,827,010	260,880.4	